

WILLOUGHBY-EASTLAKE CITY
SCHOOL DISTRICT
LAKE COUNTY, OHIO

SINGLE AUDIT

FOR THE FISCAL YEAR ENDED
JUNE 30, 2023



Rea & associates

www.reacpa.com

OHIO AUDITOR OF STATE
KEITH FABER



88 East Broad Street
Columbus, Ohio 43215
IPAReport@ohioauditor.gov
(800) 282-0370

Board of Education
Willoughby-Eastlake City School District
35353 Curtis Blvd.
Eastlake, Ohio 44095

We have reviewed the *Independent Auditor's Report* of the Willoughby-Eastlake City School District, Lake County, prepared by Rea & Associates, Inc., for the audit period July 1, 2022 through June 30, 2023. Based upon this review, we have accepted these reports in lieu of the audit required by Section 117.11, Revised Code. The Auditor of State did not audit the accompanying financial statements and, accordingly, we are unable to express, and do not express an opinion on them.

Our review was made in reference to the applicable sections of legislative criteria, as reflected by the Ohio Constitution, and the Revised Code, policies, procedures and guidelines of the Auditor of State, regulations and grant requirements. The Willoughby-Eastlake City School District is responsible for compliance with these laws and regulations.

A handwritten signature in black ink that reads "Keith Faber".

Keith Faber
Auditor of State
Columbus, Ohio

February 29, 2024

This page intentionally left blank.

Willoughby-Eastlake City School District
Lake County, Ohio
Table of Contents
June 30, 2023

	<i>Page</i>
Independent Auditor’s Report on Internal Control over Financial Reporting and on Compliance and Other Matters Based on an Audit of Financial Statements Performed in Accordance with Government Auditing Standards.....	1
Independent Auditor’s Report on Compliance for Each Major Federal Program and Report on Internal Control Over Compliance Required by the Uniform Guidance	3
Schedule of Expenditures of Federal Awards	6
Notes to the Schedule of Expenditures of Federal Awards.....	8
Schedule of Findings and Questioned Costs	9
Summary Schedule of Prior Year Findings	10

This page intentionally left blank.

INDEPENDENT AUDITOR’S REPORT ON INTERNAL CONTROL OVER FINANCIAL REPORTING AND ON COMPLIANCE AND OTHER MATTERS BASED ON AN AUDIT OF FINANCIAL STATEMENTS PERFORMED IN ACCORDANCE WITH *GOVERNMENT AUDITING STANDARDS*

To the Board of Education
Willoughby-Eastlake City School District
Lake County, Ohio
35353 Curtis Boulevard
Eastlake, OH 44095

We have audited, in accordance with the auditing standards generally accepted in the United States of America and the standards applicable to financial audits contained in Government Auditing Standards issued by the Comptroller General of the United States (Government Auditing Standards), the financial statements of the governmental activities, each major fund, and the aggregate remaining fund information of Willoughby-Eastlake City School District, Lake County, Ohio (the “School District”) as of and for the year ended June 30, 2023, and the related notes to the financial statements, which collectively comprise the School District's basic financial statements, and have issued our report thereon dated December 27, 2023.

Report on Internal Control Over Financial Reporting

In planning and performing our audit of the financial statements, we considered the School District's internal control over financial reporting (internal control) as a basis for designing audit procedures that are appropriate in the circumstances for the purpose of expressing our opinions on the financial statements, but not for the purpose of expressing an opinion on the effectiveness of the School District's internal control. Accordingly, we do not express an opinion on the effectiveness of the School District's internal control.

A deficiency in internal control exists when the design or operation of a control does not allow management or employees, in the normal course of performing their assigned functions, to prevent, or detect and correct, misstatements on a timely basis. A *material weakness* is a deficiency, or a combination of deficiencies, in internal control, such that there is a reasonable possibility that a material misstatement of the entity's financial statements will not be prevented, or detected and corrected, on a timely basis. A *significant deficiency* is a deficiency, or a combination of deficiencies, in internal control that is less severe than a material weakness, yet important enough to merit attention by those charged with governance.

Our consideration of internal control was for the limited purpose described in the first paragraph of this section and was not designed to identify all deficiencies in internal control that might be material weaknesses or significant deficiencies. Given these limitations, during our audit we did not identify any deficiencies in internal control that we consider to be material weaknesses. However, material weaknesses or significant deficiencies may exist that were not identified.

Report on Compliance and Other Matters

As part of obtaining reasonable assurance about whether the School District's financial statements are free from material misstatement, we performed tests of its compliance with certain provisions of laws, regulations, contracts, and grant agreements, noncompliance with which could have a direct and material effect on the financial statements. However, providing an opinion on compliance with those provisions was not an objective of our audit, and accordingly, we do not express such an opinion. The results of our tests disclosed no instances of noncompliance or other matters that are required to be reported under *Government Auditing Standards*.

Purpose of This Report

The purpose of this report is solely to describe the scope of our testing of internal control and compliance and the results of that testing, and not to provide an opinion on the effectiveness of the entity's internal control or on compliance. This report is an integral part of an audit performed in accordance with *Government Auditing Standards* in considering the entity's internal control and compliance. Accordingly, this communication is not suitable for any other purpose.

Rea & Associates, Inc.

Rea & Associates, Inc.
Independence, Ohio
December 27, 2023

INDEPENDENT AUDITOR’S REPORT ON COMPLIANCE FOR EACH MAJOR FEDERAL PROGRAM; REPORT ON INTERNAL CONTROL OVER COMPLIANCE AND REPORT ON SCHEDULE OF EXPENDITURES OF FEDERAL AWARDS REQUIRED BY THE UNIFORM GUIDANCE

To the Board of Education
Willoughby-Eastlake City School District
Lake County, Ohio
35353 Curtis Boulevard
Eastlake, OH 44095

Report on Compliance for Each Major Federal Program

Opinion on Each Major Federal Program

We have audited Willoughby-Eastlake City School District’s, Lake County, Ohio (School District) compliance with the types of compliance requirements identified as subject to audit in the OMB *Compliance Supplement* that could have a direct and material effect on each of the School District’s major federal programs for the year ended June 30, 2023. The School District's major federal programs are identified in the summary of auditor's results section of the accompanying schedule of findings and questioned costs.

In our opinion, The School District complied, in all material respects, with the compliance requirements referred to above that could have a direct and material effect on each of its major federal programs for the year ended June 30, 2023.

Basis for Opinion on Each Major Federal Program

We conducted our audit of compliance in accordance with auditing standards generally accepted in the United States of America (GAAS); the standards applicable to financial audits contained in *Government Auditing Standards* issued by the Comptroller General of the United States (*Government Auditing Standards*); and the audit requirements of Title 2 U.S.Code of Federal Regulations Part 200, *Uniform Administrative Requirements, Cost Principles, and Audit Requirements for Federal Awards* (Uniform Guidance). Our responsibilities under those standards and the Uniform Guidance are further described in the Auditor's Responsibilities for the Audit of Compliance section of our report.

We are required to be independent of the School District and to meet our other ethical responsibilities, in accordance with relevant ethical requirements relating to our audit. We believe that the audit evidence we have obtained is sufficient and appropriate to provide a basis for our opinion on compliance for each major federal program. Our audit does not provide a legal determination of the School District's compliance with the compliance requirements referred to above.

Responsibilities of Management for Compliance

Management is responsible for compliance with the requirements referred to above and for the design, implementation, and maintenance of effective internal control over compliance with the requirements of laws, statutes, regulations, rules and provisions of contracts or grant agreements applicable to the School District's federal programs.

Auditor's Responsibilities for the Audit of Compliance

Our objectives are to obtain reasonable assurance about whether material noncompliance with the compliance requirements referred to above occurred, whether due to fraud or error, and express an opinion on the School District's compliance based on our audit. Reasonable assurance is a high level of assurance but is not absolute assurance and therefore is not a guarantee that an audit conducted in accordance with GAAS, *Government Auditing Standards*, and the Uniform Guidance will always detect material noncompliance when it exists. The risk of not detecting material noncompliance resulting from fraud is higher than for that resulting from error, as fraud may involve collusion, forgery, intentional omissions, misrepresentations, or the override of internal control. Noncompliance with the compliance requirements referred to above is considered material, if there is a substantial likelihood that, individually or in the aggregate, it would influence the judgment made by a reasonable user of the report on compliance about the School District's compliance with the requirements of each major federal program as a whole.

In performing an audit in accordance with GAAS, *Government Auditing Standards*, and the Uniform Guidance, we

- exercise professional judgment and maintain professional skepticism throughout the audit.
- identify and assess the risks of material noncompliance, whether due to fraud or error, and design and perform audit procedures responsive to those risks. Such procedures include examining, on a test basis, evidence regarding the School District's compliance with the compliance requirements referred to above and performing such other procedures as we considered necessary in the circumstances.
- obtain an understanding of the School District's internal control over compliance relevant to the audit in order to design audit procedures that are appropriate in the circumstances and to test and report on internal control over compliance in accordance with the Uniform Guidance, but not for the purpose of expressing an opinion on the effectiveness of School District's internal control over compliance. Accordingly, no such opinion is expressed.

We are required to communicate with those charged with governance regarding, among other matters, the planned scope and timing of the audit and any significant deficiencies and material weaknesses in internal control over compliance that we identified during the audit.

Report on Internal Control Over Compliance

A deficiency in internal control over compliance exists when the design or operation of a control over compliance does not allow management or employees, in the normal course of performing their assigned functions, to prevent, or detect and correct, noncompliance with a type of compliance requirement of a federal program on a timely basis. *A material weakness in internal control over compliance* is a deficiency, or a combination of deficiencies, in internal control over compliance, such that there is a reasonable possibility that material noncompliance with a type of compliance requirement of a federal program will not be prevented, or detected and corrected, on a timely basis. *A significant deficiency in internal control over compliance* is a deficiency, or a combination of deficiencies, in internal control over compliance with a type of compliance requirement of a federal program that is less severe than a material weakness in internal control over compliance, yet important enough to merit attention by those charged with governance.

Our consideration of internal control over compliance was for the limited purpose described in the Auditor's Responsibilities for the Audit of Compliance section above and was not designed to identify all deficiencies in internal control over compliance that might be material weaknesses or significant deficiencies in internal control over compliance. Given these limitations, during our audit we did not identify any deficiencies in internal control

Willoughby-Eastlake City School District
Independent Auditor's Report on Compliance for Each Major Federal Program;
Report on Internal Control over Compliance and Report on Schedule of Expenditures of Federal
Awards Required by the Uniform Guidance
Page 3 of 3

over compliance that we consider to be material weaknesses, as defined above. However, material weaknesses or significant deficiencies in internal control over compliance may exist that were not identified.

Our audit was not designed for the purpose of expressing an opinion on the effectiveness of internal control over compliance. Accordingly, no such opinion is expressed.

The purpose of this report on internal control over compliance is solely to describe the scope of our testing of internal control over compliance and the results of that testing based on the requirements of the Uniform Guidance. Accordingly, this report is not suitable for any other purpose.

Report on Schedule of Expenditures of Federal Awards Required by the Uniform Guidance

We have audited the financial statements of the governmental activities, each major fund, and the aggregate remaining information of the School District as of and for the year ended June 30, 2023, and the related notes to the financial statements which collectively comprise the School District's basic financial statements. We have issued our report thereon dated December 27, 2023, which contained unmodified opinions on those financial statements. Our audit was performed for the purpose of forming an opinion on the financial statements as a whole. The accompanying schedule of expenditures of federal awards is presented for purposes of additional analysis as required by the Uniform Guidance and is not a required part of the financial statements. Such information is the responsibility of management and was derived from and relates directly to the underlying accounting and other records used to prepare the financial statements. The information has been subjected to the auditing procedures applied in the audit of the financial statements and certain additional procedures, including comparing and reconciling such information directly to the underlying accounting and other records used to prepare the financial statements or to the financial statements themselves, and other additional procedures in accordance with auditing standards generally accepted in the United States of America. In our opinion, the schedule of expenditures of federal awards is fairly stated in all material respects in relation to the financial statements as a whole.

Rea & Associates, Inc.

Rea & Associates, Inc.
Independence, Ohio
December 27, 2023

Willoughby-Eastlake City School District
Lake County, Ohio
Schedule of Expenditures of Federal Awards
For the Fiscal Year Ended June 30, 2023

Federal Grantor/Pass Through Grantor Program Title	Grant Year/ Direct Award No.	ALN	Federal Expenditures	Amounts Paid to Subrecipients
U.S. DEPARTMENT OF EDUCATION				
<i>Direct Program:</i>				
<i>Student Financial Assistance Cluster:</i>				
Federal Pell Grant Program		84.063	\$ 527,907	\$ 0
Federal Direct Loan Program		84.268	738,057	0
<i>Total Student Financial Assistance Cluster</i>			<u>1,265,964</u>	<u>0</u>
COVID-19: Education Stabilization Fund - HEERF Institutional Allocation	P425F204548	84.425F	45,828	0
<i>Passed Through Ohio Department of Education:</i>				
COVID-19: Education Stabilization Fund - ARP ESSER	2022	84.425U	270,003	0
COVID-19: Education Stabilization Fund - ARP ESSER	2023	84.425U	2,669,087	0
COVID-19: ARP Homeless Round II	2023	84.425U	18,159	0
<i>Total Education Stabilization Fund</i>			<u>3,003,077</u>	<u>0</u>
Title I-A Improving Basic Programs	2022/2023	84.010A	1,080,925	0
Title I Expanding Opportunities	2022/2023	84.010A	48,458	0
Title I Non-competitive, Supplemental School Improvement	2022/2023	84.010A	126,305	0
<i>Total Title I</i>			<u>1,255,689</u>	<u>0</u>
<i>Special Education Cluster:</i>				
Special Education - Grants to States	2022/2023	84.027A	1,747,413	0
COVID 19: American Rescue Plan IDEA Part B Special Education	2023	84.027X	334,250	0
<i>Total Special Education - Grants to States</i>			<u>2,081,663</u>	<u>0</u>
Special Education - Preschool Grants	2022/2023	84.173A	14,748	0
ARP IDEA Early Childhood Special Education	2023	84.173X	27,906	0
<i>Total Special Education - Grants to States</i>			<u>42,654</u>	<u>0</u>
<i>Total Special Education Cluster:</i>			<u>2,124,317</u>	<u>0</u>
Title II-A - Supporting Effective Instruction	2022	84.367A	35,633	0
Title II-A - Supporting Effective Instruction	2023	84.367A	199,465	0
<i>Total Title II-A - Supporting Effective Instruction</i>			<u>235,098</u>	<u>0</u>
Title IV-A - Student Support and Academic Enrichment	2022	84.424A	5,918	0
Title IV-A - Student Support and Academic Enrichment	2023	84.424A	97,660	0
<i>Total Title IV-A - Student Support and Academic Enrichment</i>			<u>103,578</u>	<u>0</u>
Title III - Language Instruction for English Learners	2023	84.365A	17,714	0
<i>Total Title III</i>			<u>17,714</u>	<u>0</u>
Total U.S. Department of Education			<u>8,005,436</u>	<u>0</u>
U.S. DEPARTMENT OF LABOR				
<i>Passed Through Ohio Department of Education:</i>				
<i>WIOA Cluster:</i>				
WIA Adult Programs	2023	17.259	242,884	0
<i>Total WIOA Cluster:</i>			<u>242,884</u>	<u>0</u>
Total U.S. Department of Labor			<u>242,884</u>	<u>0</u>

Willoughby-Eastlake City School District
Lake County, Ohio
Schedule of Expenditures of Federal Awards (Continued)
For the Fiscal Year Ended June 30, 2023

Federal Grantor/Pass Through Grantor Program Title	Grant Year/ Direct Award No.	ALN	Federal Expenditures	Amounts Paid to Subrecipients
FEDERAL COMMUNICATIONS COMMISSION				
COVID-19: Emergency Connectivity Fund	2022	32.009	3	0
Total Federal Communications Commission			3	0
U.S. DEPARTMENT OF AGRICULTURE				
<i>Passed Through Ohio Department of Education:</i>				
<i>Child Nutrition Cluster:</i>				
<i>Non-Cash Assistance (Food Distribution):</i>				
School Breakfast Program	2022	10.553	189,664	0
National School Lunch Program	2022	10.555	44,489	0
<i>Non-Cash Assistance Subtotal</i>			234,153	0
<i>Cash Assistance:</i>				
School Breakfast Program	2023	10.553	456,223	0
National School Lunch Program	2022	10.555	1,945,207	0
<i>Cash Assistance Subtotal</i>			2,401,430	0
<i>Total Child Nutrition Cluster</i>			2,635,583	0
Total U.S. Department of Agriculture			2,635,583	-
U.S. TREASURY DEPARTMENT				
<i>Passed Through Ohio Facilities Construction Commission:</i>				
COVID-19: OFCC Safety Grant	2023	21.027	289,731	0
<i>Total OFCC Safety Grant</i>			289,731	0
Total U.S. Treasury Department			289,731	0
TOTAL FEDERAL ASSISTANCE			\$ 11,173,636	\$ 0

See accompanying notes to the Schedule of Expenditures of Federal Awards

Willoughby-Eastlake City School District
Lake County, Ohio
Notes to the Schedule of Expenditures of Federal Awards
2CFR 200.510(b)(6)
For the Fiscal Year Ended June 30, 2023

NOTE A – BASIS OF PRESENTATION

The accompanying Schedule of Expenditures of Federal Awards (the Schedule) includes the federal award activity of Willoughby-Eastlake City School District (the District) under programs of the federal government for the year ended June 30, 2023. The information on this Schedule is prepared in accordance with the requirements of Title 2 U.S. Code of Federal Regulations Part 200, *Uniform Administrative Requirements, Cost Principles, and Audit Requirements for Federal Awards* (Uniform Guidance). Because the Schedule presents only a selected portion of the operations of the District, it is not intended to and does not present the financial position, changes in net position, or cash flows of the District.

NOTE B – SUMMARY OF SIGNIFICANT ACCOUNTING POLICIES

Expenditures reported on the Schedule are reported on the cash basis of accounting. Such expenditures are recognized following the cost principles contained in Title 2 U.S. Code of Federal Regulations Part 200, *Uniform Administrative Requirements, Cost Principles, and Audit Requirements for Federal Awards*, wherein certain types of expenditures may or may not be allowable or may be limited as to reimbursement. The District has elected not to use the 10-percent de minimis indirect cost rate as allowed under the Uniform Guidance.

NOTE C - CHILD NUTRITION CLUSTER

The District commingles cash receipts from the U.S. Department of Agriculture with similar State grants. When reporting expenditures on this Schedule, the District assumes it expends federal monies first.

NOTE D – FOOD DONATION PROGRAM

The District reports commodities consumed on the Schedule at the entitlement value. The District allocated donated food commodities to the respective programs that benefitted from the use of those donated food commodities.

Willoughby-Eastlake City School District
Lake County, Ohio
Schedule of Findings and Questioned Costs
2 CFR Section 200.515
June 30, 2023

1. SUMMARY OF AUDITOR'S RESULTS
--

(d) (1) (i)	Type of Financial Statement Opinion	Unmodified
(d) (1) (ii)	Were there any material control weakness conditions reported at the financial statement level (GAGAS)?	No
(d) (1) (ii)	Were there any other significant deficiency conditions reported at the financial statement level (GAGAS)?	None Reported
(d) (1) (iii)	Was there any reported material non-compliance at the financial statement level (GAGAS)?	No
(d) (1) (iv)	Were there any material internal control weakness conditions reported for major federal programs?	No
(d) (1) (iv)	Were there any other significant deficiencies reported for major federal programs?	None Reported
(d) (1) (v)	Type of Major Programs' Compliance Opinion	Unmodified
(d) (1) (vi)	Are there any reportable findings under 2 CFR § 200.516(a)?	No
(d) (1) (vii)	Major Programs (list): Special Education Cluster Student Financial Assistance Cluster Federal Pell Grant Program Federal Direct Student Loans COVID-19 ARP-Education Stabilization Fund	Assistance Listing Number: 84.027A/84.173A/84.027X 84.063 84.268 84.425F/84.425U
(d) (1) (viii)	Dollar Threshold: Type A/B Programs	Type A: > \$750,000 Type B: All others
(d) (1) (ix)	Low Risk Auditee under 2 CFR §200.520?	No

2. FINDINGS RELATED TO THE FINANCIAL STATEMENTS REQUIRED TO BE REPORTED IN ACCORDANCE WITH GAGAS

None

3. FINDINGS AND QUESTIONED COSTS FOR FEDERAL AWARDS
--

None



Willoughby-Eastlake City Schools

Teach - Learn - Grow

**WILLOUGHBY-EASTLAKE CITY SCHOOL DISTRICT
LAKE COUNTY, OHIO
SUMMARY SCHEDULE OF PRIOR AUDIT FINDINGS
2 CFR 200.511(B)
JUNE 30, 2023**

Finding Number	Finding Summary	Status	Additional Information
2022-001	Material Weakness and Material Noncompliance – Special Tests and Provisions-Enrollment Reporting	Corrected	N/A

Willoughby-Eastlake City School District

Annual Comprehensive Financial Report For the Fiscal Year Ended June 30, 2023



Lake County, Ohio



Annual Comprehensive Financial Report
For the Fiscal Year Ended June 30, 2023

Issued by: Treasurer's Office
Nicholas E. Ciarniello, Treasurer/CFO

35353 Curtis Blvd; Eastlake, OH 44095
www.weschools.org
Phone: 440.946.5000 Fax: 440.946.4671

Introductory Section



Willoughby-Eastlake City School District
Lake County, Ohio
Annual Comprehensive Financial Report
For the Fiscal Year Ended June 30, 2023
Table of Contents

I. Introductory Section	Page
Table of Contents	1
Transmittal Letter	4
GFOA Certificate of Achievement.....	12
Principal Officials.....	13
Organizational Chart	14
 II. Financial Section	
Independent Auditor’s Report	17
Management’s Discussion and Analysis	21
Basic Financial Statements:	
Government-wide Financial Statements:	
Statement of Net Position	29
Statement of Activities.....	30
Fund Financial Statements:	
Balance Sheet – Governmental Funds	31
Reconciliation of Total Governmental Fund Balances to Net Position of Governmental Activities	32
Statement of Revenues, Expenditures and Changes in Fund Balances – Governmental Funds	33
Reconciliation of the Statement of Revenues, Expenditures and Changes In Fund Balances of Governmental Funds to the Statement of Activities	34
Statement of Revenues, Expenditures and Changes in Fund Balance - Budget (Non-GAAP Basis) and Actual – General Fund	35
Statement of Fund Net Position – Proprietary Funds	36
Statement of Revenues, Expenses, and Changes in Fund Net Position – Proprietary Funds	37
Statement of Cash Flows – Proprietary Funds.....	38
Notes to the Basic Financial Statements	39

Willoughby-Eastlake City School District
Lake County, Ohio
Annual Comprehensive Financial Report
For the Fiscal Year Ended June 30, 2023
Table of Contents

Required Supplementary Information:	
Schedule of the School District’s Proportionate Share of the Net Pension Liability.....	84
Schedule of the School District’s Contributions – Pension	86
Schedule of the School District’s Proportionate Share of the Net OPEB Asset/Liability	88
Schedule of the School District’s Contributions – OPEB.....	90
Notes to the Required Supplementary Information	92
Combining Statements and Individual Fund Schedules:	
Combining Statements - Nonmajor Governmental Funds:	
Fund Descriptions	97
Combining Balance Sheet – Nonmajor Governmental Funds	100
Combining Statement of Revenues, Expenditures and Changes in Fund Balances – Nonmajor Governmental Funds	101
Combining Balance Sheet – Nonmajor Special Revenue Funds	102
Combining Statement of Revenues, Expenditures and Changes in Fund Balances – Nonmajor Special Revenue Funds	106
Combining Balance Sheet – Nonmajor Capital Projects Funds	110
Combining Statement of Revenues, Expenditures and Changes in Fund Balances – Nonmajor Capital Projects Funds	111
Combining Statements – Internal Service Funds:	
Fund Descriptions	112
Combining Statement of Fund Net Position – Internal Service Funds	113
Combining Statement of Revenues, Expenses, and Changes in Fund Net Position Internal Service Funds.....	115
Combining Statement of Cash Flows – Internal Service Funds	116
Individual Fund Schedules of Revenues, Expenditures/Expenses and Changes in Fund Balance/Net Position - Budget (Non-GAAP Basis) and Actual	117
 III. Statistical Section	
Statistical Section Table of Contents	155
Net Position by Component - Last Ten Fiscal Years	156
Changes in Net Position by Function – Last Ten Fiscal Years	158
Fund Balances, Governmental Funds - Last Ten Fiscal Years.....	162
Changes in Fund Balances, Governmental Funds – Last Ten Fiscal Years	164

Willoughby-Eastlake City School District
Lake County, Ohio
Annual Comprehensive Financial Report
For the Fiscal Year Ended June 30, 2023
Table of Contents

Assessed and Estimated Actual Value of Taxable Property – Last Ten Years	167
Property Tax Rates – Direct and Overlapping Governments - Last Ten Years	168
Property Tax Levies and Collections – Last Ten Years	172
Principal Taxpayers - Real Property Taxes	173
Principal Taxpayers - Public Utilities Real Property Tax	174
Ratio of General Bonded Debt to Estimated Actual Value and per Capital, Ratio of General Debt to Personal Income and Debt per Capita Last Ten Fiscal Years	175
Computation of Legal Debt Margin – Last Ten Fiscal Years	176
Computation of Direct and Overlapping Governmental Activities Debt	178
Ratio of Debt to Assessed Value and Debt per Capita – Last Ten Fiscal Years	179
Principal Employers – Current Year and Nine Years Ago	181
Demographic and Economic Statistics – Last Ten Years.....	182
Building Statistics by Function/Program – Current Fiscal Year	184
Per Pupil Cost – Last Ten Fiscal Years	186
Enrollment Statistics – Last Ten Fiscal Years.....	187
Full-Time Equivalent Certified School District Teachers by Education – Last Ten Fiscal Years.....	188
School District Employees by Function/Program – Current Fiscal Year.....	190



WILLOUGHBY-EASTLAKE Board of Education

Patrick Ward PhD, Superintendent
Nicholas E. Ciarniello, Treasurer/CFO

Board of Education Members
Stacy Menser, President
Jaime Shatsman, Vice-President
Krista Bair, Aaron Reedy, John Roskos

35353 Curtis Blvd • Eastlake, OH 44095 • Phone: (440) 946-5000 • Fax: (440) 946-4671

December 27, 2023

Board of Education Members and Residents of the Willoughby-Eastlake City Schools District:

We are pleased to present to you the Willoughby-Eastlake City School District's (the "District") Annual Comprehensive Financial Report (ACFR). The district administration worked collaboratively with the members of the Board of Education to initiate this report in order to present a transparent, complete and thorough analysis of district finances, resources and operations. This report provides full disclosure of the financial operation of the District for the fiscal year ended June 30, 2023. This ACFR includes an opinion from an independent auditor and conforms to generally accepted accounting principles (GAAP) as applicable to governmental entities.

Responsibility for the accuracy of the data presented and the completeness and fairness of the presentation, including all disclosures, rests with management of the District. To the best of our knowledge and belief, the enclosed data are accurate in all material respects and are reported in a manner designed to present fairly the financial position and results of operations of the various funds as well as the District as a whole. This report will provide the taxpayers and other stakeholders of the District with comprehensive financial data in a format that will enable them to gain an understanding of the District's financial affairs.

Management's discussion and analysis (MD&A) immediately follows the Independent Auditor's Report and provides a narrative introduction, overview, and analysis of the basic financial statements. MD&A complements this letter of transmittal and should be read in conjunction with it.

The School District

History

The history of Willoughby-Eastlake City School District dates back to 1829 when the district began as Willoughby Township Schools. The district encompassed land in the seven municipalities it serves today and eventually became known as Willoughby-Eastlake City Schools. Today, the district serves the communities of Eastlake, Lakeline, Timberlake, Waite Hill, Willoughby, Willoughby Hills and Willowick.

The Willoughby-Eastlake City School District is the 30th largest of the 609 school districts in the State of Ohio and the 2nd largest of the nine districts in Lake County. Located in northeastern Ohio, approximately twenty miles east of the City of Cleveland, it provides education to 7,295 students in grades Pre-k through 12. The school district's territory is approximately 36 square miles. The School District also owns 40 acres of undeveloped land consisting of a natural ravine located across from the former administration building on Ridge Road in Willoughby.

Willoughby-Eastlake operates two comprehensive high schools: Eastlake North High School and Willoughby South High School. Additionally, the District offers career technical training programs to students in grades eleven and twelve at Northern Career Institute in Willoughby (NCI-W) and Northern Career Institute in Eastlake (NCI-E). Three middle schools housing students in grades six through eight are located in Willoughby, Eastlake and Willowick. There is one STEM school, the School of Innovation, serving students in grades three through eight, one preschool, and five elementary schools serving students in grades kindergarten through fifth grade:

- Edison Elementary School – Willoughby
- Grant Elementary School – Willoughby
- Royalview Elementary School – Willowick
- Longfellow Elementary School – Eastlake
- Jefferson Elementary School – Eastlake

Statutorily, the School District operates under standards prescribed by the Ohio State Board of Education as provided in division (D) of Section 3301.07 of the Ohio Revised Code, to provide education services mandated by State and Federal agencies.

Special Services for Students

In addition to the regular school program, the School District provides a variety of special choices such as:

- Integrated preschool for three and four year old typically developing students and special needs students
- All day every day kindergarten
- Elementary and secondary summer school
- The School of Innovation - A STEM school dedicated to problem based learning providing educational alternatives for high-ability learners.
- Success Academy - Educational program offered to students in grades 7 to 10 where students have the opportunity to investigate preparatory fields that will be available to them during high school.
- Bridge to Success - Online learning program available to high school students in a non-traditional classroom
- PACE (Providing Alternative Choices in Education) – Provides an alternative learning setting for students who have behaviors that impede their learning and cause a disruption to the educational environment of a traditional school setting. The teachers use both an online learning platform and direct instruction to deliver instructional content.
- Participation in the Excel TECC Career Technical Consortium which enables students to enroll in vocational programs that are not offered at Willoughby-Eastlake:
 - CADD Engineering Technology
 - Construction Trades
 - Culinary Arts
 - Digital Arts & Technology
 - Environmental Education
 - Exercise Science & Sports Rehabilitation
 - Fire/EMS Training Academy
 - Interactive Media
 - Intervention Programs
 - ITP – Information Technology & Programming
 - Performing Arts Academy
 - Studio Art & Design
 - TEACH – Teacher Education and Children’s Health
- Vocational programs for high school students housed at NCI-W
 - Auto Collision
 - Automotive Technology
 - Business Academy
 - Cosmetology
 - Welding Technologies

- Vocational programs for high school students housed at NCI-E
 - Allied Health
 - Licensed Practical Nursing
 - Medical Assisting
 - Medical Technologies
- Vocational programs for adult students housed at NCI-E
- Before and after school child care at each of the elementary schools

The Reporting Entity

The District has reviewed its reporting entity definition in order to ensure conformance with the Governmental Accounting Standards Board Statement No. 14, “The Financial Reporting Entity”, as amended by Governmental Accounting Standards Board Statement No. 39, “Determining Whether Certain Organizations are Component Units” and GASB Statement No. 61, “The Financial Reporting Entity: Omnibus an Amendment of GASB Statements No. 14 and No. 34”. In evaluating how to define the District for financial reporting purposes, management has considered all agencies, departments and organizations making up the District (the primary government) and its potential component units. Based upon the application of these criteria, the District has no component units and is not itself a component unit. The basic financial statements of the reporting entity include only those of the District (the primary government).

Excluded from the reporting entity because they are fiscally independent of the School District are the Cities of Eastlake, Willoughby, Willoughby Hills and Willowick; the Villages of Lakeline, Timberlake, and Waite Hill; the Willoughby-Eastlake Public Library; and school support organizations, e.g. the Parent Teacher Organization.

The School District is associated with multiple organizations. These include Excel TECC, Petermann Transportation, Chartwells, Ohio Schools Council, the Willoughby-Eastlake Public Library, ESC of the Western Reserve, ESC of Northeast Ohio, Northeast Ohio Network for Educational Technology and North West Ohio Computer Association.

A complete discussion of the School District’s reporting entity is provided in Note 1 to the Basic Financial Statements.

Economic Condition and Outlook

The City of Eastlake continues with plans for the revitalization of Vine Street, the main commercial thoroughfare, by hiring Urban Design Center as a consultant. The City constructed a minor league baseball stadium which opened in the spring of 2003. The City takes an active stance in retention and expansion of business and considers tax incentives when deemed feasible. Although there is little undeveloped residential property, an industrial park was opened on Erie Road. Erie Road was replaced and sidewalks were added from the City of Willoughby line to Lake Shore Boulevard. In 2019 the City of Eastlake received a Community Development Grant to stabilize neighborhoods whose viability is negatively affected by properties that have been foreclosed upon and abandoned.

The City of Willoughby’s economic condition and outlook continue to be very positive. In 2021 the City of Willoughby solicited statements of qualifications from qualified parks and recreation, civil engineering and architecture landscape design professionals to provide detailed schematic design, site plans, renderings, and construction estimates for the proposed Willoughby Amphitheater and Chagrin River Trail project.

The restoration of the historic downtown area continues with the renovation of several buildings and opening of new businesses. The City installed historic style lighting and placed brick pavers in the sidewalk and intersection. Construction of a second municipal pool was completed at a cost of \$1,800,000 paid with current resources. Currently, the City is offering a Façade improvement matching grant of up to \$10,000 in order to promote reinvestment and restoration of commercial property within eligible areas of the city.

Internal Accounting and Budgetary Control

The School District's accounting system is organized on a "fund" basis. Each fund is a distinct self-balancing accounting entity. Reports for governmental fund operations are presented on the modified accrual basis whereby revenues are recognized when measurable and available, and expenditures are recognized when goods and services are received. Reports of the School District's proprietary fund operations are presented on the accrual basis whereby revenues are recognized when earned and expenses when incurred.

In developing the School District's accounting system much consideration was given to the adequacy of internal accounting controls. Internal accounting controls are designed to provide reasonable, but not absolute assurance regarding the safeguarding of assets against loss from unauthorized use or disposition and the reliability of financial records for preparing financial statements and maintaining accountability for assets. The concept of reasonable assurance is based on the assumption that the cost of internal accounting controls should not exceed the benefits expected to be derived from their implementation.

The School District utilizes a fully automated accounting system as well as an automated system of control for payroll. These systems, coupled with the manual auditing of each voucher prior to payment, ensures that the financial information generated is both accurate and reliable.

Major Initiatives

In the current Strategic Plan, the District has developed five areas of focus:

- Academic Excellence & Student Wellness
 - Create an environment that supports active student engagement and consistent improvement in academic achievement
- Technology & Digital Innovation
 - Provide students and employees with the technology tools necessary to support instructional goals and effective operations
- Operations, Safety & Fiscal Responsibility
 - Maintain and enhance system-wide operations to ensure high standards, optimal safety in all environments and fiscal stability
- Community Involvement
 - Strengthen relationships between the district, the schools and the community to broaden opportunities for student learning and staff development
- Collaboration
 - Create a culture of collaboration and shared accountability where employees and families are valued, supported and invested in growth and academic excellence

Each activity that occurs in the schools is measured against the degree to which it promotes at least one of these five goal areas. An activity may not promote one goal at the expense of another.

The current fiscal plan recognizes the following open issues that must be addressed within the next five years:

- Funding of the School District technology 1 to 1 plan
- Funding of a technology replacement schedule
- Funding the educational improvement plan
- Implementing a capital improvement (maintenance) plan
- Updating the five-year forecast

Academic Achievement & Awards

The district has continued to focus on improving Tier I core instruction, and provide Tier II and Tier III interventions to meet the needs of students, as well as provide enrichment opportunities. The learning loss experienced by students due to the pandemic required the district to emphasize programming that increases grade level expectations and intentional teaching practices based upon the Ohio's Learning Standards. The 2022-2023 Ohio Department of Education Local Report Card was released for the district. The district met or exceeded the state standards overall in the five rated components of achievement, progress, gap closing, graduation, and early literacy. The District excels in many areas:

- The Willoughby-Eastlake Preschool maintains a Step Up To Quality Five Star Rating
- PBIS (Positive Behavioral and Intervention Supports) awards were earned in several schools
 - Gold Award
 - Longfellow Elementary
 - Bronze Award
 - Eastlake Middle School
 - South High School
 - Willoughby-Eastlake Preschool
 - Willoughby Middle School
 - Willowick Middle School
 - Silver Award
 - Edison Elementary
 - Grant Elementary
 - Jefferson Elementary
 - North High School
 - Royalview Elementary
 - School of Innovation
 - Ohio PBIS District Recognition Award
 - Willoughby-Eastlake City Schools
- US News and World Reports
 - School of Innovation
 - #9 in Ohio Elementary Schools
 - #1 in Ohio Middle Schools
- District Curriculum Department Initiatives
 - As the recipient of the competitive Each Child Reads grant, the Willoughby-Eastlake Preschool and Thomas Jefferson Elementary were chosen as model school sites to provide feedback to the Ohio Department of Education on the state's approach to early literacy and the implementation of the Dyslexia Support Laws and Structured Literacy.
 - The Willoughby-Eastlake Preschool implemented new curriculum aligned to the state standards and it allows for effective transition of skills for kindergarten preparedness.
 - Parent outreach included Literacy and Math nights, English Learning Literacy Night, STEM Nights and the KIDS First program for incoming kindergarten families.
 - All K-8 schools implemented a designated intervention block during the school day in order to meet the needs of students needing intervention or enrichment. Student flexible groupings based on data drive the instructional model.
 - The School of Innovation is serving as a beta test site for Prisms VR, using virtual reality for mathematical reasoning, multimodal student thinking data in addition to performance data, and enables immediate feedback.
 - Implemented three new Project Lead the Way courses, Engineering Essentials, Computer Science Essentials and Biomedical Science.

- The district was chosen as one of the model sites to pilot the implementation the new Advanced Quantitative Reasoning course by the Ohio Department of Education’s initiative to introduce alternative Algebra II courses.
- The four middle schools implemented a new inquiry-based, hands on science curriculum. The teachers are serving as facilitators and coaches as students work through lab experiments, scientific journaling and research.
- All K-5 buildings were the first in the state to implement new programming to support structured literacy instruction.
- The Instructional Framework Task Force has started developing a philosophy for instructional delivery that focuses on moving students to deeper learning experiences and experiential learning. The focus is on improving the implementation of practices to enhance students’ engagement, problem solving abilities and student performance.
- District pacing guides are reviewed annually and revised as needed to ensure alignment with the Ohio Department of Education's Ohio Learning Standards and the Ohio State Tests and district benchmark assessments.
- Implemented instructional coaching for principals and teachers at four schools with plans for expansion.
- Identified the RISE Up industry credentialing option as an alternative pathway to graduation.
- Secured a partnership with Reading is Fundamental to provide middle school students with three free books for the next three years to encourage personalized reading options.
- Developed the PACE (Providing Alternative Choices in Education) alternative program for at-risk middle and high school students.
- Earned the Ohio Department of Education Purple Star Award designations for eight schools: Jefferson, Longfellow, and Royalview elementary schools; School of Innovation; Eastlake, Willoughby and Willowick middle schools; and North High School.
- The North High School Chorale earned a “Superior I” rating in the Ohio Music Education Association State Adjudicated Event.
- The district has provided Chromebooks for every student to complete our 1:1 technology goal.
- In addition to the dedicated fabrication labs in North High School, South High School and the School of Innovation, each K-8 building built a STEM Makerspace to increase student competency in STEM curriculum
- Completed the implementation of mental health counselors in each school building to meet the needs of students.

Financial Information

The basic financial statements of the School District have been prepared in conformity with accounting principles generally accepted in the United States of America (GAAP) as applied to governmental units. The Governmental Accounting Standards Board (GASB) is the accepted standard-setting entity for establishing governmental accounting and financial reporting principles. The District’s significant accounting policies are described in note 2.

Basis of accounting determines when transactions are recorded in the financial records and reported on the financial statements. Government-wide financial statements and the statements for the proprietary and fiduciary funds are prepared using the accrual basis of accounting. Governmental funds use the modified accrual basis of accounting. Differences in the accrual and the modified accrual basis of accounting arise in the recognition of revenue, the recording of deferred outflows/inflows of resources, and in the presentation of expenses versus expenditures.

The School District uses fully automated accounting, payroll and student records systems from State Software, a software for school districts. Capital assets are maintained by the treasurer's office and student fee records are maintained with PowerSchool which is maintained by the School District's computer services department. These systems, coupled with the separation of duties within the treasurer's office and other departments, ensures that the financial information generated is both accurate and reliable.

By July 1 of each year, the Board of Education adopts a temporary or permanent appropriation measure for the July 1 through June 30 fiscal year. If a temporary appropriation measure is approved, then the permanent appropriation measure is adopted by October 1 (upon receipt from the county auditor of an amended certificate of estimated resources). Annual appropriations may not exceed the county budget commission's official estimate of resources. The county auditor must certify that the appropriations adopted by the Board of Education, including any supplements or amendments, do not exceed the amount of the most recent official estimate.

Each year the Board of Education adopts a resolution at the organizational meeting authorizing the treasurer to make account advances to be submitted to the Board for approval at the same meeting in which financial statements for that month are presented. Budgets are controlled in accordance with the Auditor of State Uniform School Accounting System.

The Board of Education appropriates general fund money to seven broad categories: salaries and wages, fringe benefits, purchased services, supplies/materials, capital outlay, principal and interest payments and other expenditures. Expenditures are then subdivided, by the treasurer, into hundreds of expenditure accounts in accordance with Uniform State Accounting System and to meet the reporting requirements of the Ohio Department of Education. The appropriation for all other funds is at the fund level.

The treasurer certifies each purchase to ensure that money will be available to meet the financial obligation incurred. The School District has established procedures to minimize the probability of a purchase being made without authorization. Depending upon the nature of the purchase order, in addition to the treasurer's certification, the purchase order is either approved by the superintendent, an administrator or a principal.

The accounting software used by the School District provides interim financial reports to principals, activity advisors, athletic directors, persons responsible for state and federal grants and other interested persons. These reports detail year-to-date expenditures, outstanding encumbrances (unpaid purchase orders) and unencumbered balances (amounts available for spending). The treasurer also prepares a monthly financial report for acceptance by the Board of Education.

Cash Management

The majority of local, state and federal funds are received by electronic transfer into the School District checking account. Money is also collected and deposited daily at each school for food service, school fees, student activities and athletics. The Treasurer is the investment officer for the School District, charged with the responsibility for the purchase and sale of investments. A determination is made daily on cash flow needs and the balance of funds is invested. The total amount of interest earned on a cash basis for the fiscal year ended June 30, 2023 was \$1,493,761. Of that, \$1,444,383 was credited to the general fund. Cash not needed for immediate use during the year was invested in the State Treasurer's Asset Reserve of Ohio (STAROhio), a money market account at Farmers National Bank and with RedTree Investment Group.

Protection of the District's deposits is provided by the Federal Deposit Insurance Corporation as well as by qualified securities pledged by the institution holding the assets. By law, financial institutions may establish a collateral pool to cover all public deposits. The market value of the pooled collateral must equal at least 105 percent of public funds deposited. Collateral is held by trustees, including the Federal Reserve Board, and designated third party trustees of the financial institutions.

Risk Management

The School District participates in the Ohio Bureau of Workers' Compensation Group Retrospective Rating Program. Insurance for general liability, fleet, and property insurance are with Liberty Mutual Insurance Company. See Note 10 to the Basic Financial Statements for more information.

Pension Plans

All School District employees are covered by the statewide School Employees Retirement System of Ohio (SERS) or the State Teachers Retirement System (STRS). The School District's required contribution to both systems is 14 percent of employee salaries. Additionally, SERS imposes a "surcharge" on employees who earn less than \$25,000. For fiscal year 2023, this additional charge to the School District was \$302,995. See Notes 11 and 12. Information for the net pension liability can be found in Note 1 of the Requirement Supplementary Information section.

Independent Audit

Ohio Revised Code requires that the School District be subjected to an annual examination by an independent auditor. Rea & Associates, an independent public accountant firm, performed the audit and rendered an opinion on the District's financial statements as of and for the year ended June 30, 2023. The opinion appears at the beginning of the financial section of this report.


Acknowledgments

The publication of this report enhances the District's accountability to the citizens of the communities served by Willoughby-Eastlake. The preparation of this report would not have been possible without the support and efforts of the staff of the Treasurer's office and numerous staff members.

Respectfully submitted,



Nicholas E. Ciarniello
Treasurer/CFO



Charles A. Murphy
Superintendent



Patrick Ward
Superintendent (as of August 1, 2023)



Government Finance Officers Association

Certificate of
Achievement
for Excellence
in Financial
Reporting

Presented to

**Willoughby-Eastlake City School District
Ohio**

For its Annual Comprehensive
Financial Report
For the Fiscal Year Ended

June 30, 2022

Christopher P. Morill

Executive Director/CEO

Willoughby-Eastlake City School District
Cuyahoga County, Ohio
Principal Officials
For the Fiscal Year Ended June 30, 2023

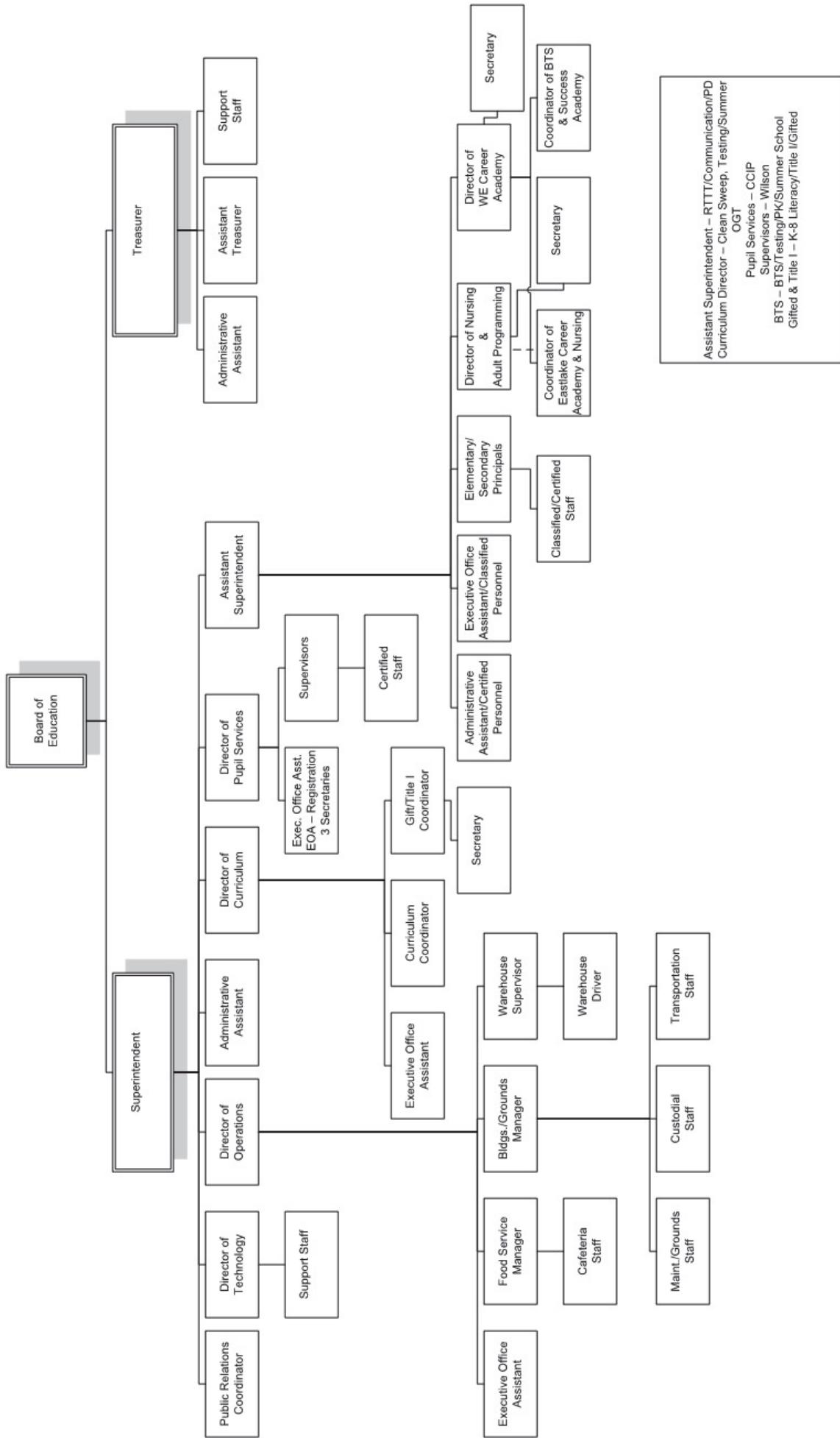
Board of Education

Mrs. Stacy Menser.....	President
Mrs. Jaime Shatsman.....	Vice President
Mrs. Krista Bair.....	Member
Mr. Aaron Reedy.....	Member
Mr. John Roskos.....	Member

Treasurer/CFO
Nicholas E. Ciarniello


Superintendent
Charles A. Murphy
Patrick Ward (As of August 1, 2023)

Organizational Chart



Assistant Superintendent – RTTT/Communication/PD
 Curriculum Director – Clean Sweep, Testing/Summer
 OGT
 Pupil Services – CCIP
 Supervisors – Wilson
 BTS – BTS/Testing/PK/Summer School
 Gifted & Title I – K-8 Literacy/Title I/Gifted

Financial Section



INDEPENDENT AUDITOR'S REPORT

To the Board of Education
Willoughby-Eastlake City School District
Lake County, Ohio
35353 Curtis Boulevard
Eastlake, OH 44095

Report on the Financial Statements

Opinions

We have audited the financial statements of the governmental activities, each major fund, and the aggregate remaining fund information of the Willoughby-Eastlake City School District, Lake County, Ohio, (the "School District") as of and for the year ended June 30, 2023, and the related notes to the financial statements, which collectively comprise the School District's basic financial statements as listed in the table of contents.

In our opinion, the accompanying financial statements referred to above present fairly, in all material respects, the respective financial position of the governmental activities, each major fund, and the aggregate remaining fund information of the School District, as of June 30, 2023, and the respective changes in financial position, and where applicable, cash flows thereof and the budgetary comparisons for the General Fund for the year then ended in accordance with accounting principles generally accepted in the United States of America.

Basis for Opinions

We conducted our audit in accordance with auditing standards generally accepted in the United States of America (GAAS) and the standards applicable to financial audits contained in *Government Auditing Standards* issued by the Comptroller General of the United States (*Government Auditing Standards*). Our responsibilities under those standards are further described in the Auditor's Responsibilities for the Audit of the Financial Statements section of our report. We are required to be independent of the School District and to meet our other ethical responsibilities, in accordance with the relevant ethical requirements relating to our audit. We believe that the audit evidence we have obtained is sufficient and appropriate to provide a basis for our audit opinions.

Responsibilities of Management for the Financial Statements

Management is responsible for the preparation and fair presentation of the financial statements in accordance with accounting principles generally accepted in the United States of America, and for the design, implementation, and maintenance of internal control relevant to the preparation and fair presentation of financial statements that are free from material misstatement, whether due to fraud or error.

In preparing the financial statements, management is required to evaluate whether there are conditions or events, considered in the aggregate, that raise substantial doubt about the School District's ability to continue as a going concern for twelve months beyond the financial statement date, including any currently known information that may raise substantial doubt shortly thereafter.

Auditor's Responsibilities for the Audit of the Financial Statements

Our objectives are to obtain reasonable assurance about whether the financial statements as a whole are free from material misstatement, whether due to fraud or error, and to issue an auditor's report that includes our opinions. Reasonable assurance is a high level of assurance but is not absolute assurance and therefore is not a guarantee that an audit conducted in accordance with GAAS and *Government Auditing Standards* will always detect a material misstatement when it exists. The risk of not detecting a material misstatement resulting from fraud is higher than for one resulting from error, as fraud may involve collusion, forgery, intentional omissions, misrepresentations, or the override of internal control. Misstatements are considered material if there is a substantial likelihood that, individually or in the aggregate, they would influence the judgment made by a reasonable user based on the financial statements.

In performing an audit in accordance with GAAS and *Government Auditing Standards*, we

- exercise professional judgment and maintain professional skepticism throughout the audit.
- identify and assess the risks of material misstatement of the financial statements, whether due to fraud or error, and design and perform audit procedures responsive to those risks. Such procedures include examining, on a test basis, evidence regarding the amounts and disclosures in the financial statements.
- obtain an understanding of internal control relevant to the audit in order to design audit procedures that are appropriate in the circumstances, but not for the purpose of expressing an opinion on the effectiveness of the School District's internal control. Accordingly, no such opinion is expressed.
- evaluate the appropriateness of accounting policies used and the reasonableness of significant accounting estimates made by management, as well as evaluate the overall presentation of the financial statements.
- conclude whether, in our judgment, there are conditions or events, considered in the aggregate, that raise substantial doubt about the School District's ability to continue as a going concern for a reasonable period of time.

We are required to communicate with those charged with governance regarding, among other matters, the planned scope and timing of the audit, significant audit findings, and certain internal control—related matters that we identified during the audit.

Required Supplementary Information

Accounting principles generally accepted in the United States of America require that the *Management's Discussion and Analysis, and pension and other post-employment schedules*, as listed in the table of contents, be presented to supplement the basic financial statements. Such information is the responsibility of management and, although not a part of the basic financial statements, is required by the Governmental Accounting Standards Board who considers it to be an essential part of financial reporting for placing the basic financial statements in an appropriate operational, economic, or historical context. We have applied certain limited procedures to the required supplementary information in accordance with GAAS, which consisted of inquiries of management about the methods of preparing the information and comparing the information for consistency with management's responses to our inquiries, the basic financial statements, and other knowledge we obtained during our audit of the basic financial statements. We do not express an opinion or provide any assurance on the information because the limited procedures do not provide us with sufficient evidence to express an opinion or provide any assurance.

Supplementary Information

Our audit was conducted for the purpose of forming opinions on the financial statements that collectively comprise the School District's basic financial statements. The *Combining and Individual Fund Financial Statements and Schedules* are presented for purposes of additional analysis and are not a required part of the basic financial statements. Such information is the responsibility of management and was derived from and relates directly to the underlying accounting and other records used to prepare the basic financial statements. The information has been subjected to the auditing procedures applied in the audit of the basic financial statements and certain additional procedures, including comparing and reconciling such information directly to the underlying accounting and other records used to prepare the basic financial statements or to the basic financial statements themselves, and other additional procedures in accordance with GAAS. In our opinion, the *Combining and Individual Fund Financial Statements and Schedules* is fairly stated, in all material respects, in relation to the basic financial statements as a whole.

Other Information

Management is responsible for the other information included in the annual report. The other information comprises the introductory section and statistical section but does not include the basic financial statements and our auditor's report thereon. Our opinions on the basic financial statements do not cover the other information, and we do not express an opinion or any form of assurance thereon.

In connection with our audit of the basic financial statements, our responsibility is to read the other information and consider whether a material inconsistency exists between the other information and the basic financial statements, or the other information otherwise appears to be materially misstated. If, based on the work performed, we conclude that an uncorrected material misstatement of the other information exists, we are required to describe it in our report.

Other Reporting Required by *Government Auditing Standards*

In accordance with *Government Auditing Standards*, we have also issued our report dated December 27, 2023 on our consideration of the School District's internal control over financial reporting and on our tests of its compliance with certain provisions of laws, regulations, contracts, and grant agreements and other matters. The purpose of that report is solely to describe the scope of our testing of internal control over financial reporting and compliance and the results of that testing, and not to provide an opinion on the effectiveness of the School District's internal control over financial reporting or on compliance. That report is an integral part of an audit performed in accordance with *Government Auditing Standards* in considering School District's internal control over financial reporting and compliance.

Rea & Associates, Inc.

Rea & Associates, Inc.
Independence, Ohio
December 27, 2023

Willoughby-Eastlake City School District
Lake County, Ohio
Management's Discussion and Analysis
For the Fiscal Year Ended June 30, 2023
(Unaudited)

The discussion and analysis of the Willoughby-Eastlake City School District's (the "School District") financial performance provides an overall review of the School District's financial activities for the fiscal year ended June 30, 2023. The intent of this discussion and analysis is to look at the School District's performance as a whole; readers should also review the notes to the basic financial statements and financial statements to enhance their understanding of the School District's financial performance.

Financial Highlights

Key financial highlights for 2023 are as follows:

- Net position increased \$11,099,066 from 2022.
- Capital assets decreased \$2,307,705 during fiscal year 2023.
- During the fiscal year, outstanding debt decreased primarily from principal payments on maturing debt.

Using this Annual Report

This annual report consists of a series of financial statements and notes to those statements. The statements are organized so the reader can understand the Willoughby-Eastlake City School District as a whole entire operating entity. The statements then proceed to provide an increasingly detailed look at specific financial activities.

The *Statement of Net Position and Statement of Activities* provide information about the activities of the whole School District, presenting both an aggregate view of the School District's finances and a longer-term view of those finances. Fund financial statements provide the next level of detail. For governmental funds, these statements tell how services were financed in the short-term as well as what remains for future spending. The fund financial statements also look at the School District's most significant funds with all other nonmajor funds presented in total in one column. In the case of the Willoughby-Eastlake City School District, the general fund is by far the most significant fund.

Reporting the School District as a Whole

Statement of Net Position and the Statement of Activities

While the basic financial statements contain the large number of funds used by the School District to provide programs and activities, the view of the School District as a whole looks at all financial transactions and asks the question, "How did we do financially during fiscal year 2023?" The *Statement of Net Position* and the *Statement of Activities* answer this question. These statements include all (non-fiduciary) assets and deferred outflows of resources and liabilities and deferred inflows of resources using the accrual basis of accounting similar to the accounting used by most private-sector companies. This basis of accounting takes into account all of the current year's revenues and expenses regardless of when cash is received or paid.

Willoughby-Eastlake City School District
Lake County, Ohio
Management's Discussion and Analysis
For the Fiscal Year Ended June 30, 2023
(Unaudited)

These two statements report the School District's net position and changes in net position. This change in net position is important because it tells the reader that, for the School District as a whole, the financial position of the School District has improved or diminished. The causes of this change may be the result of many factors, some financial, some not. Non-financial factors include the School District's property tax base, current property tax laws in Ohio which restrict revenue growth, facility conditions, required educational programs, and other factors.

In the *Statement of Net Position* and the *Statement of Activities*, Governmental Activities include the School District's programs and services, including instruction, support services, extracurricular activities, and operation of non-instructional services, i.e., food service operations.

Reporting the School District's Most Significant Funds

Fund Financial Statements

Fund financial reports provide detailed information about the School District's major funds. The School District uses many funds to account for a multitude of financial transactions; however, these fund financial statements focus on the School District's most significant funds. The School District's only major governmental fund is the general fund.

Governmental Funds Most of the School District's activities are reported in governmental funds, which focus on how money flows into and out of those funds and the balances left at year-end available for spending in future periods. These funds are reported using an accounting method called modified accrual accounting, which measures cash and all other financial assets that can readily be converted to cash. The governmental fund statements provide a detailed short-term view of the School District's general government operations and the basic services it provides. Governmental fund information helps you determine whether there are more or fewer financial resources that can be spent in the near future to finance educational programs. The relationship (or differences) between governmental activities (reported in the Statement of Net Position and the Statement of Activities) and governmental funds is reconciled in the financial statements.

Proprietary Fund Internal service funds are an accounting device used to accumulate and allocate costs internally among the School District's various functions. The School District uses an internal service fund to account for its health insurance benefits and warehouse service programs. Because this service predominately benefits governmental functions, it has been included within the governmental activities in the government-wide financial statements.

Reporting the School District's Fiduciary Responsibilities

The School District acts in a trustee capacity as an agent for individuals, private organizations, other governmental units and/or other funds. These activities are reported in custodial funds. The School District's fiduciary activities are reported in separate Statements of Fiduciary Net Position and Changes in Fiduciary Net Position. These activities are excluded from the School District's other financial statements because the assets cannot be utilized by the School District to finance its operations.

Willoughby-Eastlake City School District
Lake County, Ohio
Management's Discussion and Analysis
For the Fiscal Year Ended June 30, 2023
(Unaudited)

The School District as a Whole

Recall that the Statement of Net Position provides the perspective of the School District as a whole. Table 1 provides a summary of the School District's net position for 2023 compared to 2022:

Table 1
Net Position

	Governmental Activities		
	2023	2022	Change
Assets			
Current & Other Assets	\$ 138,076,603	\$ 127,703,787	\$ 10,372,816
Net OPEB Asset	9,882,747	8,304,468	1,578,279
Capital Assets	170,208,309	172,516,014	(2,307,705)
<i>Total Assets</i>	<u>318,167,659</u>	<u>308,524,269</u>	<u>9,643,390</u>
Deferred Outflows of Resources			
Deferred Charges	5,281,611	5,518,138	(236,527)
Pension & OPEB	27,956,067	29,484,686	(1,528,619)
<i>Total Deferred Outflows of Resources</i>	<u>33,237,678</u>	<u>35,002,824</u>	<u>(1,765,146)</u>
Liabilities			
Current & Other Liabilities	13,213,267	11,952,004	1,261,263
Long-Term Liabilities:			
Due Within One Year	5,180,988	5,085,709	95,279
Due In More Than One Year:			
Pension & OPEB	113,741,888	73,139,007	40,602,881
Other Amounts	160,170,819	163,498,741	(3,327,922)
<i>Total Liabilities</i>	<u>292,306,962</u>	<u>253,675,461</u>	<u>38,631,501</u>
Deferred Inflows of Resources			
Property Taxes	77,500,537	77,137,446	363,091
Pension & OPEB	30,423,484	72,638,898	(42,215,414)
<i>Total Deferred Inflows of Resources</i>	<u>107,924,021</u>	<u>149,776,344</u>	<u>(41,852,323)</u>
Net Position			
Net Investment in Capital Assets	27,442,114	26,603,966	838,148
Restricted	14,999,969	10,593,280	4,406,689
Unrestricted	(91,267,729)	(97,121,958)	5,854,229
<i>Total Net Position</i>	<u>\$ (48,825,646)</u>	<u>\$ (59,924,712)</u>	<u>\$ 11,099,066</u>

Willoughby-Eastlake City School District
Lake County, Ohio
Management's Discussion and Analysis
For the Fiscal Year Ended June 30, 2023
(Unaudited)

The net pension liability (NPL) is one of the largest liabilities reported by the School District at June 30, 2023 and is reported pursuant to GASB Statement 68, *Accounting and Financial Reporting for Pensions—an Amendment of GASB Statement 27*. In a prior period, the School District also adopted GASB Statement 75, *Accounting and Financial Reporting for Postemployment Benefits Other Than Pensions*. For reasons discussed below, many end users of this financial statement will gain a clearer understanding of the School District's actual financial condition by adding deferred inflows related to pension and OPEB, the net pension liability and the net OPEB liability to the reported net position and subtracting deferred outflows related to pension and OPEB and the net OPEB asset.

Governmental Accounting Standards Board standards are national and apply to all government financial reports prepared in accordance with generally accepted accounting principles. Prior accounting for pensions (GASB 27) and postemployment benefits (GASB 45) focused on a funding approach. This approach limited pension and OPEB costs to contributions annually required by law, which may or may not be sufficient to fully fund each plan's *net pension/OPEB liability*. GASB 68 and GASB 75 take an earnings approach to pension and OPEB accounting; however, the nature of Ohio's statewide pension/OPEB plans and state law governing those systems requires additional explanation in order to properly understand the information presented in these statements.

GASB 68 and GASB 75 require the net pension liability and the net OPEB asset/liability to equal the School District's proportionate share of each plan's collective:

1. Present value of estimated future pension/OPEB benefits attributable to active and inactive employees' past service.
2. Minus plan assets available to pay these benefits.

GASB notes that pension and OPEB obligations, whether funded or unfunded, are part of the "employment exchange" – that is, the employee is trading his or her labor in exchange for wages, benefits, and the promise of a future pension and other postemployment benefits. GASB noted that the unfunded portion of this promise is a present obligation of the government, part of a bargained-for benefit to the employee, and should accordingly be reported by the government as a liability since they received the benefit of the exchange. However, the School District is not responsible for certain key factors affecting the balance of these assets/liabilities. In Ohio, the employee shares the obligation of funding pension benefits with the employer. Both employer and employee contribution rates are capped by State statute. A change in these caps requires action of both Houses of the General Assembly and approval of the Governor. Benefit provisions are also determined by State statute. The Ohio Revised Code permits, but does not require the retirement systems to provide healthcare to eligible benefit recipients. The retirement systems may allocate a portion of the employer contributions to provide for these OPEB benefits.

The employee enters the employment exchange with the knowledge that the employer's promise is limited not by contract but by law. The employer enters the exchange also knowing that there is a specific, legal limit to its contribution to the retirement system. In Ohio, there is no legal means to enforce the unfunded liability of the pension/OPEB plan *as against the public employer*. State law operates to mitigate/lessen the moral obligation of the public employer to the employee, because all parties enter the employment exchange with notice as to the law. For STRS, the plan's fiduciary net OPEB position was sufficient to cover the plan's total OPEB liability resulting in a net OPEB asset that is allocated to each school based on its proportionate share. The retirement system is responsible for the administration of the pension and OPEB plans.

Willoughby-Eastlake City School District
Lake County, Ohio
Management's Discussion and Analysis
For the Fiscal Year Ended June 30, 2023
(Unaudited)

Most long-term liabilities have set repayment schedules or, in the case of compensated absences (i.e. sick and vacation leave), are satisfied through paid time-off or termination payments. There is no repayment schedule for the net pension liability or the net OPEB liability reported by the retirement boards. As explained above, changes in benefits, contribution rates, and return on investments affect the balance of these liabilities, but are outside the control of the local government. In the event that contributions, investment returns, and other changes are insufficient to keep up with required payments, State statute does not assign/identify the responsible party for the unfunded portion. Due to the unique nature of how the net pension liability and the net OPEB liability are satisfied, these liabilities are separately identified within the long-term liability section of the statement of net position.

In accordance with GASB 68 and GASB 75, the School District's statements prepared on an accrual basis of accounting include an annual pension expense and an annual OPEB expense for their proportionate share of each plan's *change* in net pension liability and net OPEB asset/liability, respectively, not accounted for as deferred inflows/outflows.

Capital assets include land, construction in progress, buildings and improvements, furniture and equipment and vehicles. These capital assets are used to provide services to students and are not available for future spending. Although the School District's net investment in capital assets is reported net of related debt, it should be noted that the resources to repay the debt must be provided from other sources, since capital assets may not be used to liquidate these liabilities.

A portion of the School District's net position represents resources that are subject to external restrictions on how they may be used. The balance of unrestricted net position is a deficit balance.

Current and other assets increased for cash and investments due to grant funding for the American Rescue Plan Act, combined with reduced spending across all departments as cost-savings measures were put in place. There was also an increase in intergovernmental receivable which was primarily due to the timing of incurred expenses and drawdowns of grant awards.

Current and other liabilities saw an increase for unearned revenue that was caused by the unspent proceeds of the Ohio K-12 safety grant.

Long-term liabilities decreased due to a significant change in net pension/OPEB liability/asset and related accruals for the School District. These fluctuations are due to changes in the actuarial liabilities/assets and related accruals that are passed through to the School District's financial statements. All components of pension and OPEB accruals contribute to the fluctuations in deferred outflows/inflows and NPL/NOL/NOA and are described in more detail in their respective notes.

This space intentionally left blank.

Willoughby-Eastlake City School District
Lake County, Ohio
Management's Discussion and Analysis
For the Fiscal Year Ended June 30, 2023
(Unaudited)

Table 2 shows the changes in net position for fiscal years 2023 and 2022.

Table 2
Changes in Net Position

	Governmental Activities		
	2023	2022	Change
Revenues			
<i>Program Revenues</i>			
Charges for Services	\$ 4,078,456	\$ 2,348,772	\$ 1,729,684
Operating Grants	12,520,119	14,823,940	(2,303,821)
Capital Grants	-	30,120	(30,120)
<i>Total Program Revenues</i>	<u>16,598,575</u>	<u>17,202,832</u>	<u>(604,257)</u>
General Revenues			
Property Taxes	86,372,353	84,397,678	1,974,675
Grants & Entitlements	26,762,054	27,135,063	(373,009)
Payments in Lieu of Taxes	272,309	217,759	54,550
Insurance Recoveries	603,876	-	603,876
Other	2,655,724	463,381	2,192,343
<i>Total General Revenues</i>	<u>116,666,316</u>	<u>112,213,881</u>	<u>4,452,435</u>
<i>Total Revenues</i>	<u>133,264,891</u>	<u>129,416,713</u>	<u>3,848,178</u>
Program Expenses			
Instruction:			
Regular	45,987,268	38,043,270	7,943,998
Special	13,000,102	10,394,544	2,605,558
Vocational	1,714,295	2,138,206	(423,911)
Adult/Continuing	2,095,233	2,398,238	(303,005)
Student Intervention Services	39,536	211,003	(171,467)
Other	3,347,497	2,554,182	793,315
Support Services:			
Pupils	8,911,821	7,574,845	1,336,976
Instructional Staff	2,741,139	1,894,413	846,726
Board of Education	48,002	34,325	13,677
Administration	8,699,673	7,626,777	1,072,896
Fiscal	2,317,829	1,988,486	329,343
Business	685,675	481,125	204,550
Operation and Maintenance of Plant	8,478,612	6,825,941	1,652,671
Pupil Transportation	11,530,802	10,195,445	1,335,357
Central	1,968,924	2,599,401	(630,477)
Operation of Non-Instructional/Shared Services:			
Food Service Operations	2,721,181	2,586,218	134,963
Community Services	121,356	355,712	(234,356)
Other	42,791	24,760	18,031
Extracurricular Activities	1,894,155	1,629,571	264,584
Debt Service:			
Interest and Fiscal Charges	5,819,934	4,455,909	1,364,025
<i>Total Expenses</i>	<u>122,165,825</u>	<u>104,012,371</u>	<u>18,153,454</u>
<i>Change in Net Position</i>	11,099,066	25,404,342	(14,305,276)
<i>Net Position Beginning of Year</i>	<u>(59,924,712)</u>	<u>(85,329,054)</u>	<u>25,404,342</u>
<i>Net Position End of Year</i>	<u>\$ (48,825,646)</u>	<u>\$ (59,924,712)</u>	<u>\$ 11,099,066</u>

Willoughby-Eastlake City School District
Lake County, Ohio
Management's Discussion and Analysis
For the Fiscal Year Ended June 30, 2023
(Unaudited)

There was an increase in charges for services for food service and a decrease in operating grants due to the COVID-19 pandemic grant funding that offered free breakfast and lunches for all students statewide was discontinued at the end of the prior fiscal year. There was a large increase in other revenue for investment earnings that was caused by market fluctuations.

The changes in program expenses are primarily associated to changes in the School District's proportionate share of the net pension liability, net OPEB liability/asset and related accruals. As previously indicated, these items are explained in detail within their respective notes.

Governmental Funds

The School District's major funds are accounted for using the modified accrual basis of accounting.

The general fund's net change in fund balance for fiscal year 2023 was an increase of \$10,466,144. This was caused by an increase in property taxes due a decline in delinquencies and an increase in the School Districts property tax valuation, an increase in investment earnings due to market fluctuations and an increase in miscellaneous revenue for ESSER reimbursements received for prior year expenditures.

General Fund Budgeting Highlights

The School District's budget is prepared according to Ohio law and is based on accounting for certain transactions on a basis of cash receipts, disbursements, and encumbrances. The most significant budgeted fund is the general fund.

During the course of fiscal year 2023, the School District amended its general fund budget. The School District uses site-based budgeting and budgeting systems are designed to tightly control total site budgets but provide flexibility for site management.

Original Budget Compared to Final Budget During the year, the School District amended its original budgeted revenues and other financing sources to more accurately reflect property tax receipts, investment earnings and intergovernmental receipts for foundation received during the year.

Final Budget Compared to Actual Results A review of actual revenues and other financing sources compared to the resources in the final budget and the actual expenditures compared to the final budgeted appropriations and financing uses yield no significant variances.

Capital Assets and Debt Administration

Capital Assets

There were no significant changes to the School District's capital asset during the fiscal year. See Note 8 for more information about the capital assets of the School District.

Willoughby-Eastlake City School District
Lake County, Ohio
Management's Discussion and Analysis
For the Fiscal Year Ended June 30, 2023
(Unaudited)

Debt

There were no significant changes to the School District's debt during the fiscal year. See Note 14 for additional details.

Current Issues

The Board of Education and administration have implemented fiscal management disciplines that utilize a variety of formal plans to ensure financial stability. They are working within the five-year financial forecast, the five-year capital repair and renovation plan, and a five-year enrollment projection analysis. The community approved a \$13.56 million combination emergency renewal levy in May 2023 for a period of 10 years. The original issues were both for five year periods of time and were \$7.585 and \$5.975 million, respectively. This provided some much needed financial stability to the School District. Beginning with fiscal year 2022, the State of Ohio passed HB 110, which includes a new State Funding formula. This is driven by enrollment. The district has been seeing declining enrollment every year, which will adversely impact the State funding going forward.

Just as there have been revenue pressures, the School District has also had to contend with rising costs. One of the more significant cost increases the School District has had to contend with, outside of unfunded state mandates, has been health care. The School District, like all other employers, has been impacted by the continuing national trend of rapidly escalating employee benefit costs.

The current fiscal plan recognizes the following open issues that must be addressed within the next five years:

- Funding of an a technology replacement schedule
- Funding the educational improvement plan
- Implementing a capital improvement (maintenance) plan
- Updating the five-year forecast

The School District has committed itself to a fiscal discipline based on long-term plans as well as commitment to full disclosure of financial information and utilization of the highest standards of financial reporting. The School District's commitment to improve fiscal management has led to many budgeting, reporting and internal control enhancements and improvements.

Contacting the School District's Financial Management

This financial report is designed to provide our citizens, taxpayers, investors, and creditors with a general overview of the School District's finances and to show the School District's accountability for the money it receives. If you have any questions about this report or need additional financial information, contact Nick Ciarniello, Treasurer/CFO Willoughby-Eastlake City School District, 35353 Curtis Blvd, Eastlake, OH 44095, or by email at nick.ciarniello@weschools.org.

Willoughby-Eastlake City School District
Lake County, Ohio
Statement of Net Position
June 30, 2023

	Governmental Activities
Assets	
Equity in Pooled Cash and Investments	\$ 48,094,171
Investments With Escrow Agents	1,751,481
Accrued Interest Receivable	143,617
Intergovernmental Receivable	2,689,856
Property Taxes Receivable	85,397,478
Net OPEB Asset	9,882,747
Non-Depreciable Capital Assets	4,994,358
Depreciable Capital Assets, net	165,213,951
<i>Total Assets</i>	318,167,659
Deferred Outflows of Resources	
Deferred Charges on Refunding	5,281,611
Pension	25,172,249
OPEB	2,783,818
<i>Total Deferred Outflows of Resources</i>	33,237,678
Liabilities	
Accounts Payable	6,867
Accrued Wages and Benefits	9,077,049
Intergovernmental Payable	1,957,019
Claims Payable	1,122,941
Matured Compensated Absences Payable	39,126
Unearned Revenue	1,010,265
Long-Term Liabilities:	
Due Within One Year	5,180,988
Due In More Than One Year:	
Net Pension Liability	107,676,750
Net OPEB Liability	6,065,138
Other Amounts Due in More Than One Year	160,170,819
<i>Total Liabilities</i>	292,306,962
Deferred Inflows of Resources	
Property Taxes Levied for the Next Year	77,500,537
Pension	14,494,071
OPEB	15,929,413
<i>Total Deferred Inflows of Resources</i>	107,924,021
Net Position	
Net Investment in Capital Assets	27,442,114
Restricted for:	
Capital Outlay	1,763,949
Debt Service	5,193,181
Food Service	2,493,097
State Funded Programs	1,268,553
Federally Funded Programs	1,128,441
Local Grants	53,198
Student Extracurricular Activities	732,158
Scholarships	206,378
Unclaimed Monies	12,951
Restricted for OPEB Asset	2,148,063
Unrestricted	(91,267,729)
<i>Total Net Position</i>	\$ (48,825,646)

See accompanying notes to the basic financial statements.

Willoughby-Eastlake City School District
Lake County, Ohio
Statement of Activities
For the Fiscal Year Ended June 30, 2023

	Program Revenues			Net (Expense) Revenue and Changes in Net Position
	Expenses	Charges for Services and Sales	Operating Grants, Contributions and Interest	Governmental Activities
Governmental Activities				
Instruction:				
Regular	\$ 45,987,268	\$ 1,322,570	\$ 2,331,928	\$ (42,332,770)
Special	13,000,102	41,659	3,115,619	(9,842,824)
Vocational	1,714,295	231,256	71,989	(1,411,050)
Adult/Continuing	2,095,233	530,452	1,690,626	125,845
Student Intervention Services	39,536	7,218	2,386	(29,932)
Other	3,347,497	-	240,216	(3,107,281)
Support Services:				
Pupils	8,911,821	40,082	315,611	(8,556,128)
Instructional Staff	2,741,139	-	1,195,785	(1,545,354)
Board of Education	48,002	-	-	(48,002)
Administration	8,699,673	246,374	282,394	(8,170,905)
Fiscal	2,317,829	1,791	802	(2,315,236)
Business	685,675	967	970	(683,738)
Operation and Maintenance of Plant	8,478,612	4,452	552,578	(7,921,582)
Pupil Transportation	11,530,802	19,410	229,566	(11,281,826)
Central	1,968,924	5,527	52,235	(1,911,162)
Operation of Non-Instructional/Shared Services:				
Food Service Operations	2,721,181	990,409	2,158,089	427,317
Community Services	121,356	-	46,633	(74,723)
Other	42,791	51,348	-	8,557
Extracurricular Activities	1,894,155	584,941	14,704	(1,294,510)
Interest Expense	5,819,934	-	217,988	(5,601,946)
<i>Total</i>	<u>\$ 122,165,825</u>	<u>\$ 4,078,456</u>	<u>\$ 12,520,119</u>	<u>(105,567,250)</u>
 General Revenues				
Property Taxes Levied for:				
General Purposes				78,553,610
Debt Service				5,908,248
Capital Outlay				1,910,495
Grants and Entitlements not Restricted to Specific Programs				26,762,054
Payments in Lieu of Taxes				272,309
Insurance Recoveries				603,876
Investment Earnings				1,535,155
Miscellaneous				1,120,569
<i>Total General Revenues</i>				<u>116,666,316</u>
<i>Change in Net Position</i>				11,099,066
<i>Net Position Beginning of Year</i>				<u>(59,924,712)</u>
<i>Net Position End of Year</i>				<u>\$ (48,825,646)</u>

See accompanying notes to the basic financial statements.

Willoughby-Eastlake City School District
Lake County, Ohio
Balance Sheet
Governmental Funds
June 30, 2023

	General	Nonmajor Governmental Funds	Total Governmental Funds
Assets			
Equity in Pooled Cash and Investments	\$ 31,493,318	\$ 14,141,930	\$ 45,635,248
Investments With Escrow Agents	-	1,751,481	1,751,481
Accrued Interest Receivable	143,617	-	143,617
Interfund Receivable	4,313,097	-	4,313,097
Intergovernmental Receivable	-	2,689,856	2,689,856
Taxes Receivable	77,714,916	7,682,562	85,397,478
<i>Total Assets</i>	<u>\$ 113,664,948</u>	<u>\$ 26,265,829</u>	<u>\$ 139,930,777</u>
Liabilities			
Accounts Payable	\$ 3,704	\$ 3,163	\$ 6,867
Accrued Wages and Benefits	8,435,804	641,245	9,077,049
Intergovernmental Payable	1,778,995	178,024	1,957,019
Interfund Payable	-	1,613,097	1,613,097
Matured Compensated Absences Payable	39,126	-	39,126
Unearned Revenue	-	1,010,265	1,010,265
<i>Total Liabilities</i>	<u>10,257,629</u>	<u>3,445,794</u>	<u>13,703,423</u>
Deferred Inflows of Resources			
Property Taxes Levied for the Next Year	70,528,403	6,972,134	77,500,537
Unavailable Revenue	1,683,831	2,385,700	4,069,531
<i>Total Deferred Inflows of Resources</i>	<u>72,212,234</u>	<u>9,357,834</u>	<u>81,570,068</u>
Fund Balances			
Nonspendable	12,951	-	12,951
Restricted	-	15,092,165	15,092,165
Committed	371,547	-	371,547
Assigned	1,357,304	-	1,357,304
Unassigned	29,453,283	(1,629,964)	27,823,319
<i>Total Fund Balance</i>	<u>31,195,085</u>	<u>13,462,201</u>	<u>44,657,286</u>
<i>Total Liabilities, Deferred Inflows of Resources and Fund Balances</i>	<u>\$ 113,664,948</u>	<u>\$ 26,265,829</u>	<u>\$ 139,930,777</u>

See accompanying notes to the basic financial statements.

Willoughby-Eastlake City School District
Lake County, Ohio
Reconciliation of Total Governmental Fund Balances to
Net Position of Governmental Activities
June 30, 2023

Total Governmental Fund Balances		\$ 44,657,286
<i>Amounts reported for governmental activities in the statement of net position are different because:</i>		
Capital assets used in governmental activities are not financial resources and therefore are not reported in the funds.		170,208,309
Other long-term assets are not available to pay for current-period expenditures and therefore are deferred in the funds:		
Intergovernmental	\$ 2,219,244	
Delinquent Property Taxes	1,850,287	4,069,531
Internal service funds are used by management to charge the costs of insurance and other services to individual funds. The assets and liabilities of the internal service funds are included in the governmental activities in the statement of net position.		(1,364,018)
Unamortized loss on refunding represents deferred outflows, which do not use current financial resources and, therefore, are not reported in the funds.		5,281,611
The net pension liability and net OPEB liability/asset are not due and payable in the current period, therefore, the liability/asset and related deferred inflows/outflows are not reported in governmental funds.		
Net OPEB Asset	9,882,747	
Deferred Outflows - Pension	25,172,249	
Deferred Outflows - OPEB	2,783,818	
Net Pension Liability	(107,676,750)	
Net OPEB Liability	(6,065,138)	
Deferred Inflows - Pension	(14,494,071)	
Deferred Inflows - OPEB	(15,929,413)	(106,326,558)
Long-term liabilities are not due and payable in the current period and therefore are not reported in the funds:		
General Obligation Bonds	(110,783,000)	
Capital Appreciation Bonds	(183,024)	
Accretion of Interest - Capital Appreciation Bonds	(621,033)	
Unamortized Bond Premium	(7,689,117)	
Certificates of Participation	(36,475,000)	
Unamortized Certificates of Participation Premium	(549,139)	
Early Retirement Incentive	(549,054)	
Healthcare Termination Benefits	(762,604)	
Compensated Absences	(7,739,837)	(165,351,807)
<i>Net Position of Governmental Activities</i>		<u>\$ (48,825,646)</u>

See accompanying notes to the basic financial statements.

Willoughby-Eastlake City School District
Lake County, Ohio
Statement of Revenues, Expenditures and Changes in Fund Balance
Governmental Funds
For the Fiscal Year Ended June 30, 2023

	General	Nonmajor Governmental Funds	Total Governmental Funds
Revenues			
Property and Other Local Taxes	\$ 80,084,248	\$ 7,949,407	\$ 88,033,655
Intergovernmental	26,369,139	11,064,388	37,433,527
Investment Income	1,465,749	72,431	1,538,180
Tuition and Fees	1,042,273	816,985	1,859,258
Extracurricular Activities	223,491	474,844	698,335
Charges for Services	226,644	990,409	1,217,053
Rent	303,811	-	303,811
Contributions and Donations	61,503	61,578	123,081
Payments in Lieu of Taxes	272,309	-	272,309
Miscellaneous	1,023,929	96,640	1,120,569
<i>Total Revenues</i>	<u>111,073,096</u>	<u>21,526,682</u>	<u>132,599,778</u>
Expenditures			
Current:			
Instruction:			
Regular	40,802,794	2,094,568	42,897,362
Special	9,476,076	3,019,470	12,495,546
Vocational	1,483,849	57,943	1,541,792
Adult/Continuing	-	2,081,508	2,081,508
Student Intervention Services	23,582	2,140	25,722
Other	3,476,823	211,827	3,688,650
Support Services:			
Pupils	8,458,195	392,647	8,850,842
Instructional Staff	1,656,440	1,061,958	2,718,398
Board of Education	48,002	-	48,002
Administration	7,880,326	501,754	8,382,080
Fiscal	2,251,719	106,949	2,358,668
Business	668,788	1,873	670,661
Operation and Maintenance of Plant	8,000,227	576,805	8,577,032
Pupil Transportation	11,354,896	285,425	11,640,321
Central	2,003,687	33,213	2,036,900
Operation of Non-Instructional/Shared Services:			
Food Service Operations	16,356	2,814,294	2,830,650
Community Services	1,519	52,954	54,473
Other	42,791	-	42,791
Extracurricular Activities	1,412,017	432,102	1,844,119
Capital Outlay	30,380	583,223	613,603
Debt Service			
Principal Retirement	1,000,780	2,120,205	3,120,985
Interest and Fiscal Charges	550,983	5,312,814	5,863,797
<i>Total Expenditures</i>	<u>100,640,230</u>	<u>21,743,672</u>	<u>122,383,902</u>
<i>Excess of Revenues Over (Under) Expenditures</i>	<u>10,432,866</u>	<u>(216,990)</u>	<u>10,215,876</u>
Other Financing Sources (Uses)			
Proceeds from Sale of Capital Assets	16,109	-	16,109
Insurance Recoveries	17,169	586,707	603,876
Transfers In	-	3,068,049	3,068,049
Transfers Out	-	(3,068,049)	(3,068,049)
<i>Total Other Financing Sources (Uses)</i>	<u>33,278</u>	<u>586,707</u>	<u>619,985</u>
<i>Net Change in Fund Balances</i>	10,466,144	369,717	10,835,861
<i>Fund Balances Beginning of Year</i>	<u>20,728,941</u>	<u>13,092,484</u>	<u>33,821,425</u>
<i>Fund Balances End of Year</i>	<u>\$ 31,195,085</u>	<u>\$ 13,462,201</u>	<u>\$ 44,657,286</u>

See accompanying notes to the basic financial statements.

Willoughby-Eastlake City School District
Lake County, Ohio
*Reconciliation of the Statement of Revenues, Expenditures and Changes
in Fund Balances of Governmental Funds to the Statement of Activities
For the Fiscal Year Ended June 30, 2023*

Net Change in Fund Balances - Total Governmental Funds	\$	10,835,861
<i>Amounts reported for governmental activities in the statement of activities are different because:</i>		
Governmental funds report capital outlays as expenditures. However, in the statement of activities, the cost of those assets is allocated over their estimated useful lives as depreciation expense.		
Capital Asset Additions	\$ 967,049	
Current Year Depreciation	<u>(3,174,343)</u>	(2,207,294)
Governmental funds only report the disposal of capital assets to the extent proceeds are received from the sale. In the statement of activities, a gain or loss is reported for each disposal.		
		(100,411)
Revenues in the statement of activities that do not provide current financial resources are not reported as revenues in the funds.		
Intergovernmental	1,722,539	
Property Taxes	<u>(1,661,302)</u>	61,237
Repayment of principal is an expenditure in the governmental funds, but the repayment reduces long-term liabilities in the statement of net position.		
General Obligation Bonds	2,032,000	
Capital Appreciation Bonds	103,985	
Accreted Interest	246,015	
Certificates of Participation	<u>985,000</u>	3,367,000
In the statement of activities, interest is accrued on outstanding bonds, and bond premium and the gain/loss on refunding are amortized over the term of the bonds, whereas in governmental funds, an interest expenditure is reported when bonds are issued.		
Amortization of Premium on Debt	381,088	
Amortization of Refunding Loss/Gain	<u>(236,527)</u>	144,561
Contractually required pension/OPEB contributions are reported as expenditures in governmental funds; however, the statement of net position reports these amounts as deferred outflows.		
Pension	8,887,613	
OPEB	<u>302,995</u>	9,190,608
Except for amount reported as deferred inflows/outflows, changes in the net pension/OPEB liability are reported as pension/OPEB expense in the statement of activities.		
Pension	(9,513,334)	
OPEB	<u>1,984,919</u>	(7,528,415)
The internal service fund used by management to charge the costs of insurance and other services to individual funds is not reported in the statement of activities. Governmental expenditures and related internal service fund revenues are eliminated. The net revenue (expense) of the internal service fund is allocated among the governmental activities.		
		(2,148,636)
Some expenses reported in the statement of activities, do not require the use of current financial resources and, therefore, are not reported as expenditures in governmental funds.		
Early Retirement Incentive	133,005	
Healthcare Termination Benefits	39,380	
Compensated Absences	<u>(341,117)</u>	(168,732)
Accretion on capital appreciation bonds is an expenditure in the governmental funds, but is allocated as an expense over the life of the bonds in the statement of activities.		
		<u>(346,713)</u>
<i>Change in Net Position of Governmental Activities</i>	\$	<u>11,099,066</u>

See accompanying notes to the basic financial statements.

Willoughby-Eastlake City School District
Lake County, Ohio
*Statement of Revenues, Expenditures and Changes in
Fund Balance - Budget (Non GAAP Basis) and Actual
General Fund*
For the Fiscal Year Ended June 30, 2023

	<u>Budgeted Amounts</u>		<u>Actual</u>	<u>Variance with Final Budget</u>
	<u>Original</u>	<u>Final</u>		
Revenues and Other Financing Sources	\$ 103,477,620	\$ 112,358,713	\$ 111,752,312	\$ (606,401)
Expenditures and Other Financing Uses	<u>104,061,615</u>	<u>105,336,928</u>	<u>104,483,765</u>	<u>853,163</u>
Net Change in Fund Balance	(583,995)	7,021,785	7,268,547	246,762
<i>Fund Balance Beginning of Year</i>	24,124,966	24,124,966	24,124,966	-
Prior Year Encumbrances Appropriated	<u>44,094</u>	<u>44,094</u>	<u>44,094</u>	<u>-</u>
<i>Fund Balance End of Year</i>	<u>\$ 23,585,065</u>	<u>\$ 31,190,845</u>	<u>\$ 31,437,607</u>	<u>\$ 246,762</u>

See accompanying notes to the basic financial statements.

Willoughby-Eastlake City School District
Lake County, Ohio
Statement of Fund Net Position
Proprietary Funds
June 30, 2023

	Governmental Activities
	Internal Service Funds
Assets	
<i>Current Assets:</i>	
Equity in Pooled Cash and Investments	\$ 2,458,923
 <i>Current Liabilities:</i>	
Interfund Payable	2,700,000
Claims Payable	1,122,941
<i>Total Current Liabilities</i>	3,822,941
 Net Position	
Unrestricted	(1,364,018)
Total Net Position	\$ (1,364,018)

See accompanying notes to the basic financial statements.

Willoughby-Eastlake City School District
Lake County, Ohio
Statement of Revenues, Expenses and Changes in Fund Net Position
Proprietary Funds
For the Fiscal Year Ended June 30, 2023

	Governmental Activities
	Internal Service Funds
Operating Revenues	
Charges for Services	\$ 11,030,598
Other	91,490
<i>Total Operating Revenues</i>	11,122,088
Operating Expenses	
Fringe Benefits	93,728
Purchased Services	1,780,851
Materials and Supplies	300
Claims	11,358,301
Other	37,544
<i>Total Operating Expenses</i>	13,270,724
<i>Change in Net Position</i>	(2,148,636)
<i>Net Position Beginning of Year</i>	784,618
<i>Net Position End of Year</i>	\$ (1,364,018)

See accompanying notes to the basic financial statements.

Willoughby-Eastlake City School District
Lake County, Ohio
Statement of Cash Flows
Proprietary Funds
For the Fiscal Year Ended June 30, 2023

	Governmental Activities
	Internal Service Funds
Cash Flows from Operating Activities	
Cash Received from Customers	\$ 11,030,598
Cash Received from Other Operating Receipts	91,490
Cash Payments to Suppliers for Goods and Services	(300)
Cash Payments to Employees for Services and Benefits	(93,728)
Cash Payments for Contractual Services	(1,780,851)
Cash Payments for Claims	(10,866,953)
Other Cash Payments	(37,544)
<i>Net Cash Used for Operating Activities</i>	(1,657,288)
 Cash Flows from Noncapital Financing Activities	
Advances In	2,700,000
Advances Out	(500,000)
<i>Net Cash Provided by Noncapital Financing Activities</i>	2,200,000
 <i>Net Increase(Decrease) in Cash and Investments</i>	542,712
 <i>Cash and Investments Beginning of Year</i>	1,916,211
 <i>Cash and Investments End of Year</i>	\$ 2,458,923
 Reconciliation of Operating Loss to Net Cash Used for Operating Activities	
Operating Loss	\$ (2,148,636)
Adjustments:	
Decrease in Liabilities and Deferred Inflows:	
Claims Payable	491,348
 <i>Net Cash Used for Operating Activities</i>	\$ (1,657,288)

See accompanying notes to the basic financial statements.

Willoughby-Eastlake City School District
Lake County, Ohio

Notes to the Basic Financial Statements
For the Fiscal Year Ended June 30, 2023

NOTE 1 - DESCRIPTION OF THE SCHOOL DISTRICT AND REPORTING ENTITY

Willoughby-Eastlake City School District (the “School District”) is a body politic and corporate established for the purpose of exercising the rights and privileges conveyed to it by the constitution and laws of the State of Ohio.

The School District operates under a locally elected five-member board and provides educational services as mandated by State and federal agencies. The Board controls the School District’s 13 instructional facilities, staffed by non-certified employees and certified full-time teaching and support personnel who provide services to students and other community members.

The School District is located in Lake County, Ohio and includes the cities of Willoughby, Eastlake, Willoughby Hills and Willowick and the villages of Lakeline, Timberlake, and Waite Hill.

Reporting Entity

A reporting entity is comprised of the primary government, component units and other organizations that are included to ensure that the financial statements are not misleading. The primary government of the School District consists of all funds, departments, boards and agencies that are not legally separate from the School District. For Willoughby-Eastlake City School District, this includes general operations, food service and student related activities of the School District.

Non-Public Schools – Within the School District boundaries, there are various non-public schools. With the passage of HB 110, parochial schools are now directly funded by the State of Ohio. These monies are received and disbursed by the School District on behalf of the parochial school by the Treasurer of the School District, as directed by the parochial school. These transactions are reported as a governmental activity on the financial statements of the School District.

Component units are legally separate organizations for which the School District is financially accountable. The School District is financially accountable for an organization if the School District appoints a voting majority of the organization's governing board and (1) the School District is able to significantly influence the programs or services performed or provided by the organization; or (2) the School District is legally entitled to or can otherwise access the organization's resources; (3) the School District is legally obligated or has otherwise assumed the responsibility to finance deficits of, or provide financial support to, the organization; or (4) the School District is obligated for the debt of the organization. Component units may also include organizations that are fiscally dependent on the School District in that the School District approves the budget, the issuance of debt, or the levying of taxes. The School District does not have any component units.

Jointly Governed Organizations

Northwest Ohio Computer Association

The School District is a participant in NWOCA (Northwest Ohio Computer Association). NWOCA is a computer consortium. NWOCA is an association of educational entities within the boundaries of Defiance, Fulton, Henry, and Williams Counties. The organization was formed for the purpose of applying modern technology with the aid of computers and other electronic equipment to administrative and instructional functions among member educational entities.

Willoughby-Eastlake City School District
Lake County, Ohio

Notes to the Basic Financial Statements
For the Fiscal Year Ended June 30, 2023

The NWOCA Assembly consists of the superintendent from each participating educational entity and a representative from the fiscal agent. The Assembly elects the governing council of two representatives from each of the six counties in which member educational entities are located and the representative from the member educational entity serving as fiscal agent for NWOCA. The degree of control exercised by any participating educational entity is limited to its representation on the Governing Council. Financial information can be obtained from Tammy Butler, who serves as Treasurer, 209 Nolan Parkway, Archbold, Ohio 43502.

Northeast Ohio Network for Educational Technology

The Northeast Ohio Network for Educational Technology (NEONET) is a jointly governed organization comprised of 72 governments. The jointly governed organization was formed for the purpose of applying modern technology with the aid of computers and other electronic equipment to administrative and instructional functions for members. Each of the governments of these members supports NEONET based on a per pupil charge dependent upon the software package utilized. The NEONET assembly consists of a superintendent or designated representative from each participating member and a representative from the fiscal agent. NEONET is governed by a board of directors chosen from the general membership of the NEONET assembly. The board of directors consists of a representative from the fiscal agent, the chairman of each operating committee, and at least one assembly member from each county from which participating members are located. Financial information can be obtained by contacting Northeast Ohio Network for Educational Technology, located at 700 Graham Road, Cuyahoga Falls, Ohio 44221.

The Ohio Schools Council

The Ohio Schools Council (Council) is a jointly governed organization among 200 school districts, educational service centers and joint vocational schools. The jointly governed organization was formed to purchase quality products and services at the lowest possible cost to the member districts. Each district supports the Council by paying an annual participation fee. The Council's board consists of seven superintendents of the participating districts whose term rotates every year. The degree of control exercised by any school district is limited to its representation on the board. Financial information can be obtained by contacting William Zelei, Executive Director of the Ohio Schools Council at 6393 Oak Tree Blvd., Suite 377, Independence, Ohio 44131.

The School District participates in the natural gas purchase program. This program allows the School District to purchase natural gas at reduced rates. There are approximately 150 participants in the program. The participants make monthly payments based on estimated usage. Each September, these estimated payments are compared to their actual usage for the year (July to June). Districts that paid more in estimated billings than their actual billings are issued credits on future billings in September until the credits are exhausted and districts that did pay enough on estimated billings are invoiced for the difference on the September monthly estimated billing.

Related Organization

The Willoughby-Eastlake Public Library (the Library) is a distinct political subdivision of the State of Ohio created under Chapter 3375 of the Ohio Revised Code. The Library is governed by a Board of Trustees appointed by the Willoughby-Eastlake City School District Board of Education. The Board of Trustees possesses its own contracting and budgeting authority, hires and fires personnel and does not depend on the School District for operational subsidies. Although the School District does serve as the taxing authority and may issue tax related debt on behalf of the Library, its role is limited to ministerial function. The determination to request approval of a tax, the rate and the purpose are discretionary decisions made solely by the Board of

Willoughby-Eastlake City School District
Lake County, Ohio

Notes to the Basic Financial Statements
For the Fiscal Year Ended June 30, 2023

Trustees. Financial information can be obtained from the Willoughby-Eastlake Public Library, Ms. Victoria Simmons, Fiscal Officer, at 35150 Lakeshore Blvd., Eastlake, Ohio 44095.

NOTE 2 - SUMMARY OF SIGNIFICANT ACCOUNTING POLICIES

The basic financial statements of the School District have been prepared in conformity with accounting principles generally accepted in the United States of America (GAAP) as applied to governmental units. The Governmental Accounting Standards Board (GASB) is the accepted standard-setting entity for establishing governmental accounting and financial reporting principles. The School District's significant accounting policies are described below.

Basis of Presentation

The School District's basic financial statements consist of government-wide statements, including a statement of net position and a statement of activities, and fund financial statements which provide a more detailed level of financial information.

Government-wide Financial Statements The statement of net position and the statement of activities display information about the School District as a whole. These statements include the financial activities of the primary government, except for fiduciary funds. The activity of the internal service fund is also eliminated to avoid "doubling up" revenues and expenses.

The statement of net position presents the financial condition of the governmental activities of the School District at fiscal year-end. The statement of activities presents a comparison between direct expenses and program revenues for each program or function of the School District's governmental activities. Direct expenses are those that are specifically associated with a service, program, or department and therefore clearly identifiable to a particular function. Program revenues include charges paid by the recipient of the goods or services offered by the program, grants and contributions that are restricted to meeting the operational or capital requirements of a particular program, and interest earned on grants that is required to be used to support a particular program. Revenues which are not classified as program revenues are presented as general revenues of the School District with certain limitations. The comparison of direct expenses with program revenues identifies the extent to which each business segment or governmental function is self-financing or draws from the general revenues of the School District.

Fund Financial Statements During the year, the School District segregates transactions related to certain School District functions or activities in separate funds in order to aid financial management and to demonstrate legal compliance. Fund financial statements are designed to present financial information of the School District at this more detailed level. The focus of governmental fund financial statements is on major funds. Each major fund is presented in a separate column. Nonmajor funds are aggregated and presented in a single column. The internal service fund is presented in a single column on the face of the proprietary fund statements. Fiduciary funds are reported by type.

Fund Accounting

The School District uses funds to maintain its financial records during the year. A fund is defined as a fiscal and accounting entity with a self-balancing set of accounts. There are three categories of funds: governmental, proprietary, and fiduciary.

Willoughby-Eastlake City School District
Lake County, Ohio

Notes to the Basic Financial Statements
For the Fiscal Year Ended June 30, 2023

Governmental Funds Governmental funds are those through which most governmental functions typically are financed. Governmental fund reporting focuses on the sources, uses, and balances of current financial resources. Expendable assets are assigned to the various governmental funds according to the purposes for which they may or must be used. Current liabilities are assigned to the fund from which they will be paid. The difference between governmental fund assets and deferred outflows of resources and liabilities and deferred inflows of resources is reported as fund balance. The following is the School District's major governmental fund:

General Fund The general fund is the operating fund of the School District and is used to account for all financial resources except those required to be accounted for in another fund. The general fund balance is available for any purpose provided it is expended or transferred according to the general laws of Ohio.

The other governmental funds of the School District account for grants and other resources to which the School District is bound to observe constraints imposed upon the use of the resources.

Proprietary Funds Proprietary funds focus on the determination of operating income, changes in net position, financial position and cash flows and are classified as either enterprise or internal service. The School District's only proprietary funds are internal service funds.

Internal Service Funds The internal service funds account for the financing of services provided by one department or agency to other departments or agencies of the School District on a cost reimbursement basis. The School District utilizes internal service funds to account for the operation of the School District's self-insurance program, for employee medical, surgical, prescription drug and dental benefits and warehouse services.

Fiduciary Funds Fiduciary fund reporting focuses on net position and changes in net position. The fiduciary fund category is split into four classifications: pension (and other employee benefit) trust funds, investment trust funds, private-purpose trust funds, and custodial funds. Trust funds are used to account for assets held by the School District under a trust agreement for individuals, private organizations, or other governments and are therefore not available to support the School District's own programs. The School District has no fiduciary funds.

Measurement Focus

Government-wide Financial Statements The government-wide financial statements are prepared using the economic resources measurement focus. All assets and deferred outflows of resources and all liabilities and deferred inflows of resources associated with the operation of the School District are included on the Statement of Net Position. The Statement of Activities presents increases (i.e., revenues) and decreases (i.e., expenses) in total net position.

Fund Financial Statements All governmental funds are accounted for using a flow of current financial resources measurement focus. With this measurement focus, only current assets and deferred outflows of resources and current liabilities and deferred inflows of resources generally are included on the balance sheet. The statement of revenues, expenditures, and changes in fund balances reports on the sources (i.e., revenues and other financing sources) and uses (i.e., expenditures and other financing uses) of current financial resources. This approach differs from the manner in which the governmental activities of the government-wide financial statements are prepared.

Willoughby-Eastlake City School District
Lake County, Ohio

Notes to the Basic Financial Statements
For the Fiscal Year Ended June 30, 2023

Governmental fund financial statements therefore include a reconciliation with brief explanations to better identify the relationship between the government-wide statements and the statements for governmental funds. Like the government-wide statements, the internal service fund is accounted for on a flow of economic resources measurement focus. All assets and all liabilities associated with the operation of the fund are included on the Statement of Fund Net Position. The Statement of Revenues, Expenses, and Changes in Fund Net Position presents increases (i.e., revenues) and decreases (i.e., expenses) in net position. The Statement of Cash Flows provides information about how the School District finances and meets the cash flow needs of its internal service fund activity.

Basis of Accounting

Basis of accounting determines when transactions are recorded in the financial records and reported on the financial statements. Government-wide financial statements and the statements for the proprietary and fiduciary funds are prepared using the accrual basis of accounting. Governmental funds use the modified accrual basis of accounting. Differences in the accrual and the modified accrual basis of accounting arise in the recognition of revenue, the recording of deferred outflows/inflows of resources, and in the presentation of expenses versus expenditures.

Revenues - Exchange and Non-Exchange Transactions Revenue resulting from exchange transactions, in which each party gives and receives essentially equal value, is recorded on the accrual basis when the exchange takes place. On a modified accrual basis, revenue is recorded in the fiscal year in which the resources are measurable and become available. Available means that the resources will be collected within the current fiscal year or are expected to be collected soon enough thereafter to be used to pay liabilities of the current fiscal year. For the School District, available means expected to be received within sixty days of the fiscal year-end.

Nonexchange transactions, in which the School District receives value without directly giving equal value in return, include property taxes, grants, entitlements, and donations. On an accrual basis, revenue from property taxes is recognized in the fiscal year for which the taxes are levied (See Note 6). Revenue from grants, entitlements, and donations is recognized in the fiscal year in which all eligibility requirements have been satisfied. Eligibility requirements include timing requirements, which specify the year when the resources are required to be used or the fiscal year when use is first permitted, matching requirements, in which the School District must provide local resources to be used for a specified purpose, and expenditure requirements, in which the resources are provided to the School District on a reimbursement basis. On a modified accrual basis, revenue from nonexchange transactions must also be available before it can be recognized.

Under the modified accrual basis, the following revenue sources are considered to be both measurable and available at fiscal year-end: property taxes available as an advance, interest, tuition, grants, student fees, and rentals.

Deferred Outflows/Inflows of Resources In addition to assets, the statements of financial position will sometimes report a separate section for deferred outflows of resources. Deferred outflows of resources represent a consumption of net assets that applies to future periods and will not be recognized as an outflow of resources (expense/expenditure) until then. For the School District, deferred outflows of resources are reported on the government-wide statement of net position for deferred charges on refunding, for pension and OPEB. A deferred charge on refunding results from the difference in the carrying value of refunded debt and its reacquisition price. This amount is deferred and amortized over the shorter of the life of the refunded or refunding debt. The deferred outflows of resources related to pension and OPEB plans are explained in Notes 11 and 12.

Willoughby-Eastlake City School District
Lake County, Ohio

Notes to the Basic Financial Statements
For the Fiscal Year Ended June 30, 2023

In addition to liabilities, the statements of financial position report a separate section for deferred inflows of resources. Deferred inflows of resources represent an acquisition of net assets that applies to future periods and will not be recognized as an inflow of resources (revenue) until that time. For the School District, deferred inflows of resources include property taxes, pension, OPEB, and unavailable revenue. Property taxes represent amounts for which there is an enforceable legal claim as of June 30, 2023, but which were levied to finance fiscal year 2024 operations. These amounts have been recorded as a deferred inflow on both the government-wide statement of net position and governmental fund financial statements. Unavailable revenue is reported only on the governmental funds balance sheet, and represents receivables which will not be collected within the available period. For the School District, unavailable revenue may include delinquent property taxes, intergovernmental grants, and miscellaneous revenues. These amounts are deferred and recognized as an inflow of resources in the period the amounts become available. Deferred inflows of resources related to pension and OPEB are reported on the government-wide statement of net position. (See Notes 11 and 12).

Expenses/Expenditures On the accrual basis of accounting, expenses are recognized at the time they are incurred. The fair value of donated commodities used during the year is reported in the operating statement as an expense with a like amount reported as intergovernmental revenue.

The measurement focus of governmental fund accounting is on decreases in net financial resources (expenditures) rather than expenses. Expenditures are generally recognized in the accounting period in which the related fund liability is incurred, if measurable. Allocations of cost, such as depreciation and amortization, are not recognized in governmental funds.

Budgetary Process

All funds, other than custodial funds, are legally required to be budgeted and appropriated. The major documents prepared are the tax budget, the appropriation resolution and the certificate of estimated resources, which are prepared on the budgetary basis of accounting. The tax budget demonstrates a need for existing or increased tax rates. The certificate of estimated resources establishes a limit on the amounts that the Board of Education may appropriate. The appropriation resolution is the Board's authorization to spend resources and sets annual limits on expenditures plus encumbrances at a level of control selected by the Board. The legal level of control has been established by the Board of Education at the fund level for all funds. The Treasurer has been given the authority to allocate appropriations to the function and object levels within each fund. The budgetary statement is presented at the legal level of control.

The certificate of estimated resources may be amended during the year if projected increases or decreases in revenue are identified by the School District Treasurer. The amounts reported as the original budgeted amounts in the budgetary statement reflect the amounts in the certificate when the original appropriations were adopted. The amounts reported as the final budgeted amounts in the budgetary statements reflect the amounts in the final amended certificate that was in effect at the time the final appropriations were passed by the Board of Education.

The appropriation resolution is subject to amendment by the Board throughout the year with the restriction that appropriations may not exceed estimated resources by fund. The amounts reported as the original budgeted amounts reflect the first appropriation for that fund that covered the entire fiscal year, including amounts automatically carried over from prior years. The amounts reported as the final budgeted amounts represent the final appropriation amounts passed by the Board during the fiscal year.

Willoughby-Eastlake City School District
Lake County, Ohio

Notes to the Basic Financial Statements
For the Fiscal Year Ended June 30, 2023

Cash and Investments

To improve cash management, all cash received by the School District is pooled. Monies for all funds, including proprietary funds, are maintained in this pool. Individual fund integrity is maintained through School District records. Interest in the pool is presented as “equity in pooled cash and investments.”

During fiscal year 2023, the School District invested in STAR Ohio. STAR Ohio (the State Treasury Asset Reserve of Ohio), is an investment pool managed by the State Treasurer’s Office which allows governments within the State to pool their funds for investment purposes. STAR Ohio is not registered with the SEC as an investment company, but has adopted Governmental Accounting Standards Board (GASB), Statement No. 79, “Certain External Investment Pools and Pool Participants.” The School District measures their investment in STAR Ohio at the net asset value (NAV) per share provided by STAR Ohio. The NAV per share is calculated on an amortized basis that provides an NAV per share that approximates fair value.

There were no limitations or restrictions on any participant withdrawals due to redemption notice periods, liquidity fees, or redemption gates. However, notice must be given 24 hours in advance of all deposits and withdrawals exceeding \$100 million. STAR Ohio reserves the right to limit the transaction to \$250 million, requiring the excess amount to be transacted the following business day(s), but only to the \$250 million limit. All accounts of the participant will be combined for these purposes.

Nonparticipating investment contracts such as nonnegotiable certificates of deposit and repurchase agreements are reported at cost.

Following Ohio statutes, the Board of Education has, by resolution, specified the funds to receive an allocation of interest earnings (including fair value adjustments for investments). Interest revenue credited to the General Fund during fiscal year 2023 was \$1,465,749, which includes \$404,641 assigned from other School District funds. Negative investment earnings may result from adjustments related to fair value changes of investments.

Investments of the cash management pool and investments with an original maturity of three months or less at the time they are purchased by the School District are presented on the financial statements as “equity in pooled cash and investments.” Investments with an original maturity of more than three months that are not made from the pool are reported as “investments”.

Capital Assets

The School District’s only capital assets are general capital assets.

Capital assets are capitalized at cost (or estimated historical cost) and updated for additions and retirements during the fiscal year. The School District was able to estimate the historical cost for the initial reporting of assets by back trending (i.e., estimating the current replacement cost of the asset to be capitalized and using appropriate price-level index to deflate the cost to acquisition year or estimated acquisition year). Donated capital assets are recorded at their acquisition value as of the date received. The School District maintains a capitalization threshold of \$5,000. The School District does not possess any infrastructure. Improvements are capitalized; the costs of normal maintenance and repairs that do not add to the value of the asset or materially extend the asset’s life are not.

Willoughby-Eastlake City School District
Lake County, Ohio

Notes to the Basic Financial Statements
For the Fiscal Year Ended June 30, 2023

All reported capital assets except land and construction in progress are depreciated. Improvements are depreciated over the remaining useful lives of the related capital assets. Depreciation is computed using the straight-line method over the following useful lives:

<u>Description</u>	<u>Estimated Lives</u>
Buildings and Improvements	20 - 99 years
Furniture and Equipment	10 - 15 years
Vehicles	5 - 15 years

Interfund Balances

On fund financial statements, receivables and payables resulting from short-term interfund loans are classified as “interfund receivables/payables.” These amounts are eliminated in the governmental activities column of the statement of net position.

Compensated Absences

Vacation benefits are accrued as a liability as the benefits are earned if the employees' rights to receive compensation are attributable to services already rendered and it is probable that the School District will compensate the employees for the benefits through paid time off or some other means. The School District records a liability for accumulated unused vacation time when earned for all employees with more than one year of service.

Sick leave benefits are accrued as a liability using the termination method. An accrual for earned sick leave is made to the extent that it is probable that benefits will result in termination payments. The liability is an estimate based on the School District’s past experience of making termination payments.

The entire compensated absence liability is reported on the government-wide financial statements.

On the governmental fund statements, compensated absences are recognized as a liability and expenditure to the extent payments come due each period upon the occurrence of employee resignations and retirements. When applicable, these amounts are recorded in the account “matured compensated absences payable” in the funds from which the employee will be paid.

Pensions and Other Postemployment Benefits (OPEB)

For purposes of measuring the net pension/OPEB asset/liability, deferred outflows of resources and deferred inflows of resources related to pension/OPEB, and pension/OPEB expense; information about the fiduciary net position of the pension/OPEB plans and additions to/deductions from their fiduciary net position have been determined on the same basis as they are reported by the pension/OPEB plan. For this purpose, benefit payments (including refunds of employee contributions) are recognized when due and payable in accordance with the benefit terms. The pension/OPEB plans report investments at fair value.

Willoughby-Eastlake City School District
Lake County, Ohio

Notes to the Basic Financial Statements
For the Fiscal Year Ended June 30, 2023

Accrued Liabilities and Long-Term Obligations

All payables, accrued liabilities and long-term obligations are reported in the government-wide financial statements, and all payables, accrued liabilities, and long-term obligations payable from proprietary funds are reported on the proprietary fund financial statements. In general, governmental fund payables and accrued liabilities that, once incurred, are paid in a timely manner and in full from current financial resources, are reported as obligations of the funds. However, claims and judgments and compensated absences that will be paid from governmental funds are reported as a liability in the fund financial statements only to the extent that they are due for payment during the current fiscal year. Net pension/OPEB asset/liability should be recognized in the governmental funds to the extent that benefit payments are due and payable and the pension/OPEB plan's fiduciary net position is not sufficient for payment of those benefits.

Net Position

Net position represents the difference between assets and deferred outflows of resources and liabilities and deferred inflows of resources. Net investment in capital assets consists of capital assets, net of accumulated depreciation, reduced by the outstanding balances of any borrowings used for the acquisition, construction or improvement of those assets. Deferred outflows of resources and deferred inflows of resources that are attributable to the acquisition, construction or improvement of those assets or related debt also should be included in this component of net position. Net position is reported as restricted when there are limitations imposed on their use either through the enabling legislation adopted by the School District or through external restrictions imposed by creditors, grantors, or laws or regulations of other governments. At June 30, 2023, none of the School District's net position was restricted by enabling legislation.

The School District applies restricted resources first when an expense is incurred for purposes for which both restricted and unrestricted net position is available.

Fund Balance

In accordance with Governmental Accounting Standards Board Statement No. 54, *Fund Balance Reporting and Governmental Fund Type Definitions*, the School District classifies its fund balance based on the purpose for which the resources were received and the level of constraint placed on the resources. The classifications are as follows:

Nonspendable – The nonspendable fund balance category includes amounts that cannot be spent because they are not in spendable form, or legally or contractually required to be maintained intact. The “not in spendable form” criterion includes items that are not expected to be converted to cash. It also includes the long-term amount of loans receivable, as well as property acquired for resale, unless the use of the proceeds from the collection of those receivables or from the sale of those properties is restricted, committed or assigned.

Restricted – Fund balance is reported as restricted when constraints placed on the use of resources are either externally imposed by creditors (such as through debt covenants), grantors, contributors or laws or regulations of other governments or is imposed by law through constitutional provisions.

Willoughby-Eastlake City School District
Lake County, Ohio

Notes to the Basic Financial Statements
For the Fiscal Year Ended June 30, 2023

Committed – The committed fund balance classification includes amounts that can be used only for the specific purposes imposed by a formal action (resolution) of the School District Board of Education. Those committed amounts cannot be used for any other purpose unless the School District Board of Education removes or changes the specified use by taking the same type of action (resolution) it employed to previously commit those amounts. Committed fund balance also incorporates contractual obligations to the extent that existing resources in the fund have been specifically committed for use in satisfying those contractual requirements.

Assigned – Amounts in the assigned fund balance classification are intended to be used by the School District for specific purposes but do not meet the criteria to be classified as restricted or committed. In governmental funds other than the general fund, assigned fund balance represents the remaining amount that is not restricted or committed. In the general fund, assigned amounts represent intended uses established by policies of the School District Board of Education. The Board of Education has by resolution authorized the Treasurer to assign fund balance. The Board of Education may also assign fund balance as it does when appropriating fund balance to cover a gap between estimated revenue and appropriations in the subsequent year’s appropriated budget.

Unassigned – Unassigned fund balance is the residual classification for the general fund and includes all spendable amounts not contained in the other classifications. In other governmental funds, the unassigned classification is used only to report a deficit balance resulting from overspending for specific purposes for which amounts had been restricted, committed or assigned.

The School District applies restricted resources first when expenditures are incurred for purposes for which either restricted or unrestricted (committed, assigned and unassigned) amounts are available. Similarly, within unrestricted fund balance, committed amounts are reduced first followed by assigned and then unassigned amounts when expenditures are incurred for purposes for which amounts in any of the unrestricted fund balance classifications could be used.

Operating Revenues and Expenses

Operating revenues are those revenues that are generated directly from the primary activity of the proprietary funds. For the School District, these revenues are charges for services for self-insurance programs. Operating expenses are necessary costs incurred to provide the goods or services that are the primary activity of the funds. All revenues and expenses not meeting these definitions are reported as non-operating.

Interfund Activity

Exchange transactions between funds are reported as revenues in the seller funds and as expenditures/expenses in the purchaser funds. Flows of cash or goods from one fund to another without a requirement for repayment are reported as interfund transfers. Interfund transfers are reported as other financing sources/uses in governmental funds. Repayments from funds responsible for particular expenditures/expenses to the funds that initially paid for them are not presented on the financial statements.

Willoughby-Eastlake City School District

Lake County, Ohio

Notes to the Basic Financial Statements

For the Fiscal Year Ended June 30, 2023

Estimates

The preparation of financial statements in conformity with generally accepted accounting principles requires management to make estimates and assumptions that affect the amounts reported in the financial statements and accompanying notes. Actual results may differ from those estimates.

Implementation of New Accounting Principles

For the fiscal year ended June 30, 2023, the School District has implemented GASB Statement No. 91, *Conduit Debt Obligations*, GASB Statement No. 93, paragraphs 13 and 14, *Replacement of Interbank Offered Rates*, GASB Statement No. 94, *Public-Private and Public-Public Partnerships and Available Payment Arrangements*, GASB Statement No. 96, *Subscription-Based Information Technology Arrangements*, and certain provisions of GASB Statement No. 99, *Omnibus 2022*.

GASB Statement No. 91 provides a single method of reporting conduit debt obligations by issuers and eliminates diversity in practice associated with (1) commitments extended by issuers, (2) arrangements associated with conduit debt obligations, and (3) related note disclosures. The implementation of GASB Statement No. 91 did not have an effect on the financial statements of the School District.

GASB Statement No. 93, paragraphs 13 and 14, provide an exception to the lease modifications guidance in GASB Statement No. 87, as amended, for certain lease contracts that are amended solely to replace an IBOR as the rate upon which variable payments depend. The implementation of GASB Statement No. 93 paragraphs 13 and 14, did not have an effect on the financial statements of the School District.

GASB Statement No. 94 improves financial reporting by establishing the definitions of public-private and public-public partnership arrangements and availability payment arrangements as well as provides uniform guidance on accounting and financial reporting for transactions that meet the definitions. The implementation of GASB Statement No. 94 did not have an effect on the financial statements of the School District.

GASB Statement No. 96 improves financial reporting by establishing a definition for subscription-based information technology arrangements (SBITAs) and providing uniform guidance for accounting and financial reporting for transactions that meet that definition. The statement also enhances the relevance and reliability of the financial statements by requiring a government to report a subscription asset and subscription liability for a SBITA and discloses essential information about the arrangement. The note disclosures also allow the users to understand the scale and important aspects of the SBITA activities and evaluate the obligations and assets resulting from the SBITAs. The implementation of GASB Statement No. 96 did not have an effect on the financial statements of the School District.

GASB Statement No. 99 enhances comparability in accounting and financial reporting and improves the consistency of authoritative literature by addressing (1) practice issues that have been identified during implementation and application of certain GASB Statements and (2) accounting and financial reporting for financial guarantees. The implementation of certain provisions of GASB Statement No. 99 that relate to extension of LIBOR, accounting for SNAP distributions, disclosures of nonmonetary transactions, and pledges of future revenues by pledging governments, did not have an effect on the financial statements of the School District.

Willoughby-Eastlake City School District
Lake County, Ohio

Notes to the Basic Financial Statements
For the Fiscal Year Ended June 30, 2023

NOTE 3 – FUND BALANCE

Fund balance can be classified as nonspendable, restricted, committed, assigned and/or unassigned based primarily on the extent to which the School District is bound to observe constraints imposed upon the use of the resources in governmental funds. The constraints placed on fund balance for the major governmental funds and all other governmental funds are presented as follows:

	General	Other Governmental Funds	Total
Nonspendable for:			
Unclaimed Monies	\$ 12,951	\$ -	\$ 12,951
Restricted for:			
Capital Outlay	-	1,723,281	1,723,281
Debt Service	-	8,498,559	8,498,559
Scholarships	-	206,378	206,378
Food Service	-	2,493,097	2,493,097
Federally Funded Programs	-	220,308	220,308
State Funded Programs	-	1,165,186	1,165,186
Extracurricular Activities	-	732,158	732,158
Local Grants	-	53,198	53,198
Total Restricted	-	15,092,165	15,092,165
Committed for:			
Severance	371,547	-	371,547
Assigned for:			
Instruction	2,634	-	2,634
Support Services	22,486	-	22,486
Subsequent Year Appropriations	1,032,108	-	1,032,108
Public School Support	300,076	-	300,076
Total Assigned	1,357,304	-	1,357,304
Unassigned	29,453,283	(1,629,964)	27,823,319
Total Fund Balance	\$ 31,195,085	\$ 13,462,201	\$ 44,657,286

The following funds had a deficit fund balance as of June 30, 2023:

	Deficit
<i>Non-Major Governmental Funds</i>	
Preschool At Risk	\$ 27,503
ESSER	391,615
IDEA, Part B	746,872
Title I Non-Competitive Supplemental	100,960
Title I Disadvantaged Children	292,218
Drug Free School	15,777
IDEA Preschool Grant	32,018
Improving Teacher Quality	23,001
Total	\$ 1,629,964

Willoughby-Eastlake City School District
Lake County, Ohio

Notes to the Basic Financial Statements
For the Fiscal Year Ended June 30, 2023

The deficit balances resulted from adjustments for accrued liabilities. The general fund is liable for any deficits in these funds and will provide transfers when cash is required, not when accruals occur.

NOTE 4 - BUDGETARY BASIS OF ACCOUNTING

While the School District is reporting financial position, results of operations, and changes in fund balance on the basis of generally accepted accounting principles (GAAP), the budgetary basis as provided by law is based upon accounting for certain transactions on a basis of cash receipts, disbursements, and encumbrances. The Statement of Revenues, Expenditures and Changes in Fund Balance - Budget (Non-GAAP Basis) and Actual is presented on the budgetary basis for the general fund. The major differences between the budget basis and GAAP basis are:

1. Revenues are recorded when received in cash (budget) as opposed to when susceptible to accrual (GAAP).
2. Expenditures/expenses are recorded when paid in cash (budget) as opposed to when the liability is incurred (GAAP).
3. Encumbrances are treated as expenditures (budget) rather than as a component of assigned, committed or restricted fund balance (GAAP).
4. Some funds are included in the general fund (GAAP), but have separate legally adopted budgets.

The following table summarizes the adjustments necessary to reconcile the GAAP basis statement to the budgetary basis statement for the general fund:

GAAP Basis	\$ 10,466,144
Net Adjustment for Revenue Accruals	894,571
Net Adjustment for Expenditure Accruals	(3,971,801)
Funds Budgeted Elsewhere	(91,602) **
Adjustment for Encumbrances	<u>(28,765)</u>
Budget Basis	<u>\$ 7,268,547</u>

**As part of Governmental Accounting Standards Board Statement No. 54, *Fund Balance Reporting and Governmental Fund Type Definitions*, certain funds that are legally budgeted in separate special revenue funds are considered part of the general fund on a GAAP basis. This includes unclaimed funds, special services, public school support, miscellaneous enterprise activities, and termination benefits.

NOTE 5 - DEPOSITS AND INVESTMENTS

State statute classifies monies held by the School District into three categories.

Active deposits are public deposits necessary to meet current demands on the treasury. Such monies must be maintained either as cash in the School District Treasury, in commercial accounts payable or withdrawable on demand, including negotiable order of withdrawal (NOW) accounts, or in money market deposit accounts.

Willoughby-Eastlake City School District
Lake County, Ohio

Notes to the Basic Financial Statements
For the Fiscal Year Ended June 30, 2023

Inactive monies are public deposits that the School District's Board of Education has identified as not required for use within the current five year period of designation of depositories. Inactive deposits must either be evidenced by certificates of deposit maturing not later than the end of the current period of designation of depositories, or by savings or deposit accounts including, but not limited to, passbook accounts.

Interim deposits are deposits of interim monies. Interim monies are those monies which are not needed for immediate use but which will be needed before the end of the current period of designation of depositories. Interim deposits must be evidenced by time certificates of deposit maturing not more than one year from the date of deposit, or by savings or deposit accounts including passbook accounts.

Protection of the School District's deposits is provided by the Federal Deposit Insurance Corporation (FDIC), by eligible securities pledged by the financial institution as security for repayment, or by the financial institutions participation in the Ohio Pooled Collateral System (OPCS), a collateral pool of eligible securities deposited with a qualified trustee and pledged to the Treasurer of State to secure the repayment of all public monies deposited in the financial institution.

Interim monies may be deposited or invested in the following securities:

1. United States Treasury Notes, Bills, Bonds, or any other obligation or security issued by the United States Treasury or any other obligation guaranteed as to principal and interest by the United States;
2. Bonds, notes, debentures, or any other obligations or securities issued by any federal government agency or instrumentality, including but not limited to, the Federal National Mortgage Association, Federal Home Loan Bank, Federal Farm Credit Bank, Federal Home Loan Mortgage Corporation, Government National Mortgage Association, and Student Loan Marketing Association. All federal agency securities shall be direct issuances of federal government agencies or instrumentalities;
3. Written repurchase agreements in the securities listed above provided that the market value of the securities subject to the repurchase agreement must exceed the principal value of the agreement by at least two percent and be marked to market daily, and that the term of the agreement must not exceed thirty days;
4. Bonds and other obligations of the State of Ohio;
5. No-load money market mutual funds consisting exclusively of obligations described in division (1) or (2) of this section and repurchase agreements secured by such obligations, provided that investments in securities described in this division are made only through eligible institutions;
6. The State Treasurer's investment pool (STAR Ohio);
7. Certain banker's acceptance and commercial paper notes for a period not to exceed one hundred eighty days and two hundred seventy days, respectively, from the purchase date in an amount not to exceed forty percent of the interim monies available for investment at any one time; and,
8. Under limited circumstances, corporate debt interests rated in either of the two highest rating classifications by at least two nationally recognized rating agencies.

Investments in stripped principal or interest obligations, reverse repurchase agreements and derivatives are prohibited. The issuance of taxable notes for the purpose of arbitrage, the use of leverage and short selling are also prohibited. An investment must mature within five years from the date of purchase unless matched to a specific obligation or debt of the School District, and must be purchased with the expectation that it will be held to maturity. Investments may only be made through specified dealers and institutions. Payment for

Willoughby-Eastlake City School District
Lake County, Ohio

Notes to the Basic Financial Statements
For the Fiscal Year Ended June 30, 2023

investments may be made only upon delivery of the securities representing the investments to the treasurer or qualified trustee or, if the securities are not represented by a certificate, upon receipt of confirmation of transfer from the custodian.

Deposits - At year-end, \$12,827,193 of the School District’s bank balance of \$13,352,193 was exposed to custodial credit risk. Although the securities were held by the pledging financial institutions’ trust department in the School District’s name and all statutory requirements for the investment of money had been followed, noncompliance with Federal requirements could potentially subject the School District to a successful claim by the FDIC.

Custodial Credit Risk Custodial credit risk for deposits is the risk that in the event of a bank failure, the School District will not be able to recover deposits or collateral securities that are in possession of an outside party.

The School District has no deposit policy for custodial risk beyond the requirements of State statute. Ohio law requires that deposits either be insured or protected by:

- Eligible securities pledged to the School District and deposited with a qualified trustee by the financial institution as security for repayment whose market value at all times shall be at least 105 percent of the deposits being secured; or
- Participation in the Ohio Pooled Collateral System (OPCS), a collateral pool of eligible securities deposited with a qualified trustee and pledged to the Treasurer of State to secure the repayment of all public monies deposited in the financial institution. OPCS required the total market value of the securities pledged to be 102 percent of the deposits being secured or a rate set by the Treasurer of State.

Investments

As of June 30, 2023, the School District had the following investments and maturities:

S&P Global Ratings	Investment Type	Measurement Value	Investment Maturities			Percent of Total
			12 Months or Less	12 to 36 Months	More Than 36 Months	
Net Asset Value (NAV):						
AAAm	STAR Ohio	\$ 210,013	\$ 210,013	\$ -	\$ -	0.57%
AAAm	Money Market	1,498,495	1,498,495	-	-	4.08%
Fair Value:						
A-1+	Commercial Paper	11,071,890	11,071,890	-	-	30.18%
AA+	FFCB	1,823,814	394,533	396,796	1,032,485	4.97%
AA+	FHLB	7,149,154	2,395,386	4,753,768	-	19.49%
AA+	FHLM	341,854	-	341,854	-	0.93%
AA	Municipal Securities	565,927	-	178,815	387,112	1.54%
AA+	US Treasuries	5,240,407	2,708,408	2,308,386	223,613	14.28%
N/A	Negotiable Certificates of Deposit	8,786,692	488,753	7,588,199	709,740	23.96%
Total Investments		<u>\$ 36,688,246</u>	<u>\$18,767,478</u>	<u>\$15,567,819</u>	<u>\$ 2,352,950</u>	<u>100.00%</u>

The School District categorizes its fair value measurements within the fair value hierarchy established by generally accepted accounting principles. The hierarchy is based on the valuation inputs used to measure the fair value of the asset. Level 1 inputs are quoted prices in active markets for identical assets. Level 2 inputs are significant other observable inputs. Level 3 inputs are significant unobservable inputs. The above table identifies the School District’s recurring fair value measurements as of June 30, 2023. The School District’s

Willoughby-Eastlake City School District
Lake County, Ohio

Notes to the Basic Financial Statements
For the Fiscal Year Ended June 30, 2023

investments measured at fair value are valued using methodologies that incorporate market inputs such as benchmark yields, reported trades, broker/dealer quotes, issuer spreads, two-sided markets, benchmark securities, bids, offers, and reference data including market research publications. Market indicators and industry and economic events are also monitored which could require the need to acquire further market data (Level 2 inputs).

Concentration of Credit Risk The School District places no limit on the amount that may be invested in any one issuer.

Interest Rate Risk As a means of limiting its exposure to fair value losses arising from rising interest rates and according to state law, the School District's investment policy requires that operating funds be invested primarily in short-term investments maturing within one year from the date of purchase and that the School District's investment portfolio be structured so that the securities mature to meet cash requirements for ongoing operations and/or long-term debt payments. The stated intent of the policy is to avoid the need to sell securities prior to maturity.

Credit Risk STAR Ohio is an investment pool operated by the Ohio State Treasurer. It is unclassified since it is not evidenced by securities that exist in physical or book entry form. Ohio law requires STAR Ohio maintain the highest rating provided by at least one nationally recognized standard rating service. The weighted average of maturity of the portfolio held by STAR Ohio as of June 30, 2023, is 39 days. The School District has no investment policy dealing with investment credit risk beyond the requirements in State statutes.

NOTE 6 - PROPERTY TAXES

Property taxes are levied and assessed on a calendar year basis while the School District fiscal year runs from July through June. First half tax collections are received by the School District in the second half of the fiscal year. Second half tax distributions occur in the first half of the following fiscal year.

Property taxes include amounts levied against all real and public utility property located in the School District. Real property tax revenue received in calendar year 2023 represents collections of calendar year 2022 taxes. Real property taxes received in calendar year 2023 were levied after April 1, 2022, on the assessed value listed as of January 1, 2022, the lien date. Assessed values for real property taxes are established by State law at 35 percent of appraised market value. Real property taxes are payable annually or semi-annually. If paid annually, payment is due December 31; if paid semiannually, the first payment is due December 31 with the remainder payable by June 20. Under certain circumstances, State statute permits alternate payment dates to be established.

Public utility property tax revenue received in calendar year 2023 represents collections of calendar year 2022 taxes. Public utility real and tangible personal property taxes received in calendar year 2022 became a lien December 31, 2021, were levied after April 1, 2022 and are collected in 2023 with real property taxes. Public utility real property is assessed at 35 percent of true value; public utility tangible personal property currently is assessed at varying percentages of true value.

The School District receives property taxes from Lake County. The County Auditor periodically advances to the School District its portion of the taxes collected. Second-half real property tax payments collected by the County by June 30, 2023, are available to finance fiscal year 2023 operations. The amount of second-half real property taxes available for advance at fiscal year-end can vary based on the date the tax bills are sent.

Willoughby-Eastlake City School District
Lake County, Ohio

Notes to the Basic Financial Statements
For the Fiscal Year Ended June 30, 2023

Accrued property taxes receivable includes real property, public utility property and delinquent tangible personal property taxes which are measurable as of June 30, 2023, and for which there is an enforceable legal claim. Although total property tax collections for the next fiscal year are measurable, only the amount of real property taxes available as an advance at June 30 was levied to finance current fiscal year operations and is reported as revenue at fiscal year-end. The portion of the receivable not levied to finance current fiscal year operations is offset by a credit to deferred inflows of resources.

On the accrual basis of accounting, collectible delinquent property taxes have been recorded as a receivable and revenue, while on a modified accrual basis of accounting the revenue has been reported as a deferred inflow of resources.

The assessed values upon which the fiscal year 2023 taxes were collected are:

	2022 Second- Half Collections		2023 First- Half Collections	
	Amount	Percent	Amount	Percent
Real Estate	\$ 1,816,393,740	93%	\$ 1,824,407,060	93%
Public Utility Personal Property	130,887,930	7%	138,951,410	7%
Total Assessed Values	\$ 1,947,281,670	100%	\$ 1,963,358,470	100%
Tax rate per \$1,000 of assessed valuation	\$ 63.88		\$ 63.63	

NOTE 7 - RECEIVABLES

Receivables at June 30, 2023 consisted of property taxes, accrued interest, interfund and intergovernmental. All receivables are considered collectible in full due to the ability to foreclose for the nonpayment of taxes, the stable condition of State programs and the current fiscal year guarantee of Federal funds. All receivables, except property taxes, are expected to be collected within one year. Property taxes, although ultimately collectible, include some portion of delinquencies that will not be collected within one year.

This space intentionally left blank.

Willoughby-Eastlake City School District
Lake County, Ohio

Notes to the Basic Financial Statements
For the Fiscal Year Ended June 30, 2023

NOTE 8 - CAPITAL ASSETS

Capital asset activity for the fiscal year ended June 30, 2023 was as follows:

	Balance 6/30/2022	Additions	Deletions	Balance 6/30/2023
Governmental Activities				
<i>Capital Assets Not Being Depreciated</i>				
Land	\$ 4,994,358	\$ -	\$ -	\$ 4,994,358
Construction in Progress	30,100	24,400	(54,500)	-
<i>Total Capital Assets Not Being Depreciated</i>	5,024,458	24,400	(54,500)	4,994,358
<i>Capital Assets Being Depreciated</i>				
Buildings and Improvements	189,710,017	623,419	(391,460)	189,941,976
Furniture and Equipment	3,997,438	184,118	(446,203)	3,735,353
Vehicles	4,047,915	189,612	(1,273,240)	2,964,287
<i>Total Capital Assets Being Depreciated</i>	197,755,370	997,149	(2,110,903)	196,641,616
<i>Less: Accumulated Depreciation</i>				
Buildings and Improvements	(24,272,195)	(2,817,821)	367,433	(26,722,583)
Furniture and Equipment	(2,453,803)	(200,258)	373,981	(2,280,080)
Vehicles	(3,537,816)	(156,264)	1,269,078	(2,425,002)
<i>Total Accumulated Depreciation</i>	(30,263,814)	(3,174,343) *	2,010,492	(31,427,665)
<i>Total Capital Assets Being Depreciated, Net</i>	167,491,556	(2,177,194)	(100,411)	165,213,951
<i>Governmental Activities Capital Assets, Net</i>	\$ 172,516,014	\$ (2,152,794)	\$ (154,911)	\$ 170,208,309

* Depreciation expense was charged to governmental functions as follows:

Instruction:	
Regular	\$ 1,447,440
Vocational	124,465
Adult Continuing	893
Support Services:	
Pupils	10,642
Instructional Staff	1741
Administration	444,957
Fiscal	23,488
Business	7,405
Operation and Maintenance of Plant	728,397
Pupil Transportation	139,618
Central	42,957
Operation of Non-Instructional Services:	
Food Service Operations	7,417
Community Services	66,883
Extracurricular Activities	128,040
<i>Total Depreciation Expense</i>	<u>\$ 3,174,343</u>

Willoughby-Eastlake City School District
Lake County, Ohio

Notes to the Basic Financial Statements
For the Fiscal Year Ended June 30, 2023

NOTE 9 – INTERFUND TRANSACTIONS

Interfund Transfers

The permanent improvement fund transferred \$3,068,049 to the debt service fund was for the payment of capital related debt. Interfund transfers between governmental funds are eliminated in the statement of activities.

Interfund Balances

Interfund balances at June 30, 2023 consist of the following individual fund receivables and payables:

Interfund Payable	Interfund Receivable General
Nonmajor Special Revenue Funds:	
Preschool At Risk	\$ 16,800
ESSER	754,339
IDEA, Part B	445,500
Title I - School Improvement	101,000
Title I - Disadvantaged Children	150,123
Drug Free School Grant	36,295
IDEA, Preschool	32,200
Improving Teacher Quality	27,440
Miscellaneous Federal Grants	49,400
Nonmajor Proprietary Funds:	
Internal Service	2,700,000
Total	\$ 4,313,097

The primary purpose of the interfund balance is to cover costs in the fund where revenues were not received by June 30. This interfund balance will be repaid once the anticipated revenues are received. These advances are expected to be repaid within one year. Interfund loans between governmental activities are eliminated on the statement of net position.

NOTE 10 - RISK MANAGEMENT

The School District is exposed to various risks of loss related to torts; theft of, damage to and destruction of assets; errors and omissions; injuries to employees; and natural disasters.

A. Comprehensive

The School District maintains comprehensive insurance coverage with private carriers for liability, including data and cyber security, real property, building contents, crime and vehicles. Vehicle policies include liability coverage for bodily injury and property damage. In addition, real property contents are 100 percent coinsured. The School District has obtained coverage from commercial insurance carriers.

Settled claims have not exceeded this commercial coverage in any of the past three years. There have been no significant reductions in coverage from the prior year.

Willoughby-Eastlake City School District
Lake County, Ohio

Notes to the Basic Financial Statements
For the Fiscal Year Ended June 30, 2023

B. Shared Risk Pool

The School District provides medical, surgical, prescription drug and dental benefits to its employees on a self-insured basis. A third party, Medical Mutual, reviews all claims which are then paid by the School District. A premium is paid by the fund that pays the salary for the employee and is based on historical cost information. The School District maintains stop-loss coverage for its insurance program. Aggregate stop-loss is maintained at \$10,241,358 for the one year period ending June 30, 2023.

The claims liability reported in the internal service fund at June 30, 2023 is estimated by the third-party administrator and is based on the requirements of Governmental Accounting Standards Board Statement No. 30, which requires that a liability for unpaid claims costs, including estimates of costs relating to incurred but not reported claims, be reported. The estimate was not affected by incremental claim adjustment expenses and does not include other allocated or unallocated claim adjustment expenses.

Changes in the fund’s claims liability amount for the last two fiscal years are listed as follows:

	Balance	Current	Claims	Balance
	<u>Beginning of Year</u>	<u>Year Claims</u>	<u>Payments</u>	<u>End of Year</u>
2022	\$ 1,070,654	\$ 9,324,195	\$ 9,763,256	\$ 631,593
2023	\$ 631,593	\$ 11,358,301	\$ 10,866,953	\$ 1,122,941

C. Workers’ Compensation Program

The School District has participated in the Ohio Bureau of Workers’ Compensation (Bureau) Retrospective Rating Plan since 1989, except for 1993 and 1997. The alternative rating program requires the School District to pay only administrative charges to the Bureau, and in turn, the School District assumes the responsibility of paying all claims incurred during the policy period for up to ten years. After the tenth year, the Bureau will assume any existing claim for its duration. The School District will be charged an actuarial amount for the claims transferred to the Bureau. The School District’s stop-loss coverage through the plan is limited to \$300,000 per claim stop-loss coverage with an annual aggregate.

The School District’s workers’ compensation trust internal service fund pays for all claims, claim reserves and administrative costs of the program. The workers’ compensation trust internal service fund generates revenues by charging each fund a percentage rate determined by the Bureau for the payroll during the reporting period. The claims liability is recorded based on an actuarial determination of future claims, review of five years of claim liabilities and claim payment trends including the settlement to the Bureau after the tenth year.

The Ohio Bureau of Workers’ Compensation uses the Micro Insurance Reserving Analysis (MIRA) to estimate the reserves (liability) for future costs. The MIRA reserve (liability) can vary between years as it is based upon numerous factors which estimate the future cost of a particular claim at that point in time.

Willoughby-Eastlake City School District
Lake County, Ohio
Notes to the Basic Financial Statements
For the Fiscal Year Ended June 30, 2023

NOTE 11 - DEFINED BENEFIT PENSION PLANS

The Statewide retirement systems provide both pension benefits and other postemployment benefits (OPEB).

Net Pension Liability/Net OPEB Liability (Asset)

Pensions and OPEB are a component of exchange transactions—between an employer and its employees—of salaries and benefits for employee services. Pensions/OPEB are provided to an employee—on a deferred-payment basis—as part of the total compensation package offered by an employer for employee services each financial period.

The net pension/OPEB liability (asset) represents the School District’s proportionate share of each pension/OPEB plan’s collective actuarial present value of projected benefit payments attributable to past periods of service, net of each pension plan’s fiduciary net position. The net pension/OPEB liability (asset) calculation is dependent on critical long-term variables, including estimated average life expectancies, earnings on investments, cost of living adjustments and others. While these estimates use the best information available, unknowable future events require adjusting this estimate annually.

Ohio Revised Code limits the School District’s obligation for this liability to annually required payments. The School District cannot control benefit terms or the manner in which pensions/OPEB are financed; however, the School District does receive the benefit of employees’ services in exchange for compensation including pension and OPEB.

GASB 68/75 assumes the liability is solely the obligation of the employer, because (1) they benefit from employee services; and (2) State statute requires funding to come from these employers. All pension contributions to date have come solely from these employers (which also includes pension costs paid in the form of withholdings from employees). The retirement systems may allocate a portion of the employer contributions to provide for these OPEB benefits. In addition, health care plan enrollees pay a portion of the health care costs in the form of a monthly premium. State statute requires the retirement systems to amortize unfunded pension liabilities within 30 years. If the pension amortization period exceeds 30 years, each retirement system’s board must propose corrective action to the State legislature. Any resulting legislative change to benefits or funding could significantly affect the net pension/OPEB liability (asset). Resulting adjustments to the net pension/OPEB liability (asset) would be effective when the changes are legally enforceable. The Ohio revised Code permits, but does not require the retirement systems to provide healthcare to eligible benefit recipients.

The proportionate share of each plan’s unfunded benefits is presented as a long-term *net pension/OPEB liability (asset)* on the accrual basis of accounting. Any liability for the contractually-required pension contribution outstanding at the end of the year is included in *intergovernmental payable* on both the accrual and modified accrual bases of accounting.

The remainder of this note includes the required pension disclosures. See Note 12 for the required OPEB disclosures.

Willoughby-Eastlake City School District
Lake County, Ohio

Notes to the Basic Financial Statements
For the Fiscal Year Ended June 30, 2023

Plan Description - School Employees Retirement System (SERS)

Plan Description – School District non-teaching employees participate in SERS, a statewide, cost-sharing multiple-employer defined benefit pension plan administered by SERS. SERS provides retirement, disability and survivor benefits, to plan members and beneficiaries. Authority to establish and amend benefits is provided by Ohio Revised Code Chapter 3309. SERS issues a publicly available, stand-alone financial report that includes financial statements, required supplementary information and detailed information about SERS’ fiduciary net position. That report can be obtained by visiting the SERS website at www.ohsers.org under Employers/Audit Resources.

Age and service requirements for retirement are as follows:

	Eligible to Retire on or before August 1, 2017 *	Eligible to Retire after August 1, 2017
Full Benefits	Any age with 30 years of service credit	Age 67 with 10 years of service credit; or Age 57 with 30 years of service credit
Actuarially Reduced Benefits	Age 60 with 5 years of service credit Age 55 with 25 years of service credit	Age 62 with 10 years of service credit; or Age 60 with 25 years of service credit

* Members with 25 years of service credit as of August 1, 2017, may be included in this plan.

Annual retirement benefits are calculated based on final average salary multiplied by a percentage that varies based on year of service; 2.2 percent for the first 30 years of service and 2.5 percent for years of service credit over 30. Final average salary is the average of the highest three years of salary.

An individual whose benefit effective date is before April 1, 2018, is eligible for a cost of living adjustment (COLA) on the first anniversary date of the benefit. New benefit recipients must wait until the fourth anniversary of their benefit for COLA eligibility. The COLA is added each year to the base benefit amount on the anniversary date of the benefit. The COLA is indexed to the percentage increase in the CPI-W, not to exceed 2.5 percent and with a floor of 0 percent. A three-year COLA suspension was in effect for all benefit recipients for the years 2018, 2019, and 2020. The Retirement Board approved a 2.5 percent COLA for calendar year 2023.

Funding Policy – Plan members are required to contribute 10 percent of their annual covered salary and the School District is required to contribute 14 percent of annual covered payroll. The contribution requirements of plan members and employers are established and may be amended by the SERS’ Retirement Board up to statutory maximum amounts of 10 percent for plan members and 14 percent for employers. The Retirement Board, acting with the advice of the actuary, allocates the employer contribution rate among four of the System’s funds (Pension Trust Fund, Death Benefit Fund, Medicare B Fund, and Health Care Fund). For the fiscal year ended June 30, 2023, the allocation to pension, death benefits, and Medicare B was 14.0 percent. For fiscal year 2023, the Retirement Board did not allocate any employer contribution to the Health Care Fund.

The School District’s contractually required contribution to SERS was \$2,252,630 for fiscal year 2023. Of this amount, \$83,415 is reported as an intergovernmental payable.

Willoughby-Eastlake City School District
Lake County, Ohio

Notes to the Basic Financial Statements
For the Fiscal Year Ended June 30, 2023

Plan Description - State Teachers Retirement System (STRS)

Plan Description – School District licensed teachers and other faculty members participate in STRS Ohio, a cost-sharing multiple employer public employee system administered by STRS. STRS provides retirement and disability benefits to members and death and survivor benefits to beneficiaries. STRS issues a stand-alone financial report that includes financial statements, required supplementary information, and detailed information about STRS’ fiduciary net position. That report can be obtained by writing to STRS, 275 E. Broad St., Columbus, OH 43215-3771, by calling (888) 227-7877, or by visiting the STRS Web site at www.strsoh.org.

New members have a choice of three retirement plans; a Defined Benefit (DB) Plan, a Defined Contribution (DC) Plan, and a Combined Plan. Benefits are established by Ohio Revised Code Chapter 3307.

The DB Plan offers an annual retirement allowance based on final average salary multiplied by a percentage that varies based on years of service. Effective August 1, 2015, the calculation is 2.2 percent of final average salary for the five highest years of earnings multiplied by all years of service. Effective August 1, 2017 – July 1, 2019, any member could retire with reduced benefits who had (1) five years of service credit and age 60; (2) 27 years of service credit and age 55; or (3) 30 years of service credit regardless of age. Effective August 1, 2019 – July 1, 2021, any member may retire with reduced benefits who has (1) five years of service credit and age 60; (2) 28 years of service credit and age 55; or (3) 30 years of service credit regardless of age. Eligibility changes will continue to be phased in until August 1, 2023, when retirement eligibility for unreduced benefits will be five years of service credit and age 65, or 35 years of service credit and at least age 60.

Eligibility changes for DB Plan members who retire with actuarially reduced benefits will be phased in until August 1, 2023, when retirement eligibility will be five years of qualifying service credit and age 60, or 30 years of service credit regardless of age.

The DC Plan allows members to place all their member contributions and 9.53 percent of the 14 percent employer contributions into an investment account. The member determines how to allocate the member and employer money among various investment choices offered by STRS. The remaining 4.47 percent of the 14 percent employer rate is allocated to the defined benefit unfunded liability. A member is eligible to receive a retirement benefit at age 50 and termination of employment. The member may elect to receive a lifetime monthly annuity or a lump sum withdrawal.

The Combined plan offers features of both the DB Plan and the DC Plan. In the Combined plan, 12 percent of the 14 percent member rate is deposited into the member’s DC account and the remaining 2 percent is applied to the DB Plan. Member contributions to the DC Plan are allocated among investment choices by the member, and contributions to the DB Plan from the employer and the member are used to fund the defined benefit payment at a reduced level from the regular DB Plan. The defined benefit portion of the Combined plan payment is payable to a member on or after age 60 with five years of service. The defined contribution portion of the account may be taken as a lump sum payment or converted to a lifetime monthly annuity at age 50 and after termination of employment.

New members who choose the DC Plan or Combined Plan will have another opportunity to reselect a permanent plan during their fifth year of membership. Members may remain in the same plan or transfer to another STRS plan. The optional annuitization of a member’s defined contribution account or the defined contribution portion of a member’s Combined Plan account to a lifetime benefit results in STRS bearing the risk of investment gain or loss on the account. STRS has therefore included all three plan options as one defined benefit plan for GASB 68 reporting purposes.

Willoughby-Eastlake City School District
Lake County, Ohio

Notes to the Basic Financial Statements
For the Fiscal Year Ended June 30, 2023

A DB or Combined Plan member with five or more years of credited service who is determined to be disabled may qualify for a disability benefit. New members on or after July 1, 2013, must have at least ten years of qualifying service credit to apply for disability benefits. Members in the DC plan who become disabled are entitled only to their account balance. Eligible survivors of members who die before service retirement may qualify for monthly benefits. If a member of the DC plan dies before retirement benefits begin, the member's designated beneficiary is entitled to receive the member's account balance.

Funding Policy – Employer and member contribution rates are established by the State Teachers Retirement Board and limited by Chapter 3307 of the Ohio Revised Code. The 2023 employer and employee contribution rate of 14 percent was equal to the statutory maximum rates. For 2023, the full employer contribution was allocated to pension.

The School District's contractually required contribution to STRS was \$6,634,983 for fiscal year 2023. Of this amount, \$1,148,824 is reported as an intergovernmental payable.

Pension Liabilities, Pension Expense, and Deferred Outflows/Inflows of Resources Related to Pensions

The net pension liability was measured as of June 30, 2022, and the total pension liability used to calculate the net pension liability was determined by an independent actuarial valuation as of that date. The School District's proportion of the net pension liability was based on the employer's share of employer contributions in the pension plan relative to the total employer contributions of all participating employers. Following is information related to the proportionate share and pension expense:

	SERS	STRS	Total
Proportion of the Net Pension Liability:			
Current Measurement Date	0.4221044%	0.38167153%	
Prior Measurement Date	0.4037250%	0.39387155%	
Change in Proportionate Share	0.0183794%	-0.01220002%	
Proportionate Share of the Net			
Pension Liability	\$ 22,830,689	\$ 84,846,061	\$ 107,676,750
Pension Expense	\$ 654,959	\$ 8,858,375	\$ 9,513,334

Other than contributions made subsequent to the measurement date and differences between projected and actual earnings on investments; deferred inflows/outflows of resources are recognized in pension expense beginning in the current period, using a straight line method over a closed period equal to the average of the expected remaining services lives of all employees that are provided with pensions, determined as of the beginning of the measurement period. Net deferred inflows/outflows of resources pertaining to the differences between projected and actual investment earnings are similarly recognized over a closed five year period.

At June 30, 2023, the School District reported deferred outflows of resources and deferred inflows of resources related to pensions from the following sources:

Willoughby-Eastlake City School District
Lake County, Ohio

Notes to the Basic Financial Statements
For the Fiscal Year Ended June 30, 2023

	SERS	STRS	Total
Deferred Outflows of Resources			
Differences between Expected and			
Actual Experience	\$ 924,662	\$ 1,086,138	\$ 2,010,800
Net Difference between Projected and			
Actual Earnings on Pension Plan Investments	-	2,952,459	2,952,459
Changes of Assumptions	225,274	10,153,525	10,378,799
Changes in Proportion and Differences between			
School District Contributions and Proportionate			
Share of Contributions	700,780	241,798	942,578
School District Contributions Subsequent to the			
Measurement Date	2,252,630	6,634,983	8,887,613
Total Deferred Outflows of Resources	\$ 4,103,346	\$ 21,068,903	\$ 25,172,249
Deferred Inflows of Resources			
Differences between Expected and			
Actual Experience	\$ 149,877	\$ 324,563	\$ 474,440
Net Difference between Projected and			
Actual Earnings on Pension Plan Investments	796,686	-	796,686
Changes of Assumptions	-	7,642,685	7,642,685
Changes in Proportion and Differences between			
School District Contributions and Proportionate			
Share of Contributions	483,574	5,096,686	5,580,260
Total Deferred Inflows of Resources	\$ 1,430,137	\$ 13,063,934	\$ 14,494,071

\$8,887,613 reported as deferred outflows of resources related to pension resulting from School District contributions subsequent to the measurement date will be recognized as a reduction of the net pension liability in the fiscal year ending June 30, 2024. Other amounts reported as deferred outflows of resources and deferred inflows of resources related to pension will be recognized in pension expense as follows:

	SERS	STRS	Total
Fiscal Year Ending June 30:			
2024	\$ (33,439)	\$ (1,308,590)	\$ (1,342,029)
2025	268,138	(2,050,677)	(1,782,539)
2026	(1,138,082)	(3,875,514)	(5,013,596)
2027	1,323,962	8,604,767	9,928,729
Total	\$ 420,579	\$ 1,369,986	\$ 1,790,565

Actuarial Assumptions - SERS

SERS' total pension liability was determined by their actuaries in accordance with GASB Statement No. 67, as part of their annual actuarial valuation for each defined benefit retirement plan. Actuarial valuations of an ongoing plan involve estimates of the value of reported amounts (e.g., salaries, credited service) and assumptions about the probability of occurrence of events far into the future (e.g., mortality, disabilities, retirements, employment termination). Actuarially determined amounts are subject to continual review and potential modifications, as actual results are compared with past expectations and new estimates are made about the future.

Willoughby-Eastlake City School District
Lake County, Ohio

Notes to the Basic Financial Statements
For the Fiscal Year Ended June 30, 2023

Projections of benefits for financial reporting purposes are based on the substantive plan (the plan as understood by the employers and plan members) and include the types of benefits provided at the time of each valuation and the historical pattern of sharing benefit costs between the employers and plan members to that point. The projection of benefits for financial reporting purposes does not explicitly incorporate the potential effects of legal or contractual funding limitations.

Actuarial calculations reflect a long-term perspective. For a newly hired employee, actuarial calculations will take into account the employee's entire career with the employer and also take into consideration the benefits, if any, paid to the employee after termination of employment until the death of the employee and any applicable contingent annuitant. In many cases actuarial calculations reflect several decades of service with the employer and the payment of benefits after termination.

Key methods and assumptions used in calculating the total pension liability in the latest actuarial valuation, prepared as of June 30, 2022 and June 30, 2021, are presented below:

Actuarial Cost Method	Entry Age Normal (Level Percent of Payroll)
Inflation	2.40 percent
Future Salary Increases, including inflation	3.25 percent to 13.58 percent
Investment Rate of Return	7.00 percent, net of investment expense, including inflation
COLA or Ad Hoc COLA	2.00 percent, on and after April 1, 2018, COLA's for future retirees will be delayed for three years following commencement

Mortality rates were based on the PUB-2010 General Employee Amount Weight Below Median Healthy Retiree mortality table projected to 2017 with ages set forward 1 year and adjusted 94.20 percent for males and set forward two years and adjusted 81.35 percent for females. Mortality among disabled members were based upon the PUB-2010 General Disabled Retiree mortality table projected to 2017 with ages set forward five years and adjusted 103.3 percent for males and set forward three years and adjusted 106.8 percent for females. Future improvement in mortality rates is reflected by applying the MP-2020 projection scale generationally.

The most recent experience study was completed for the five year period ended June 30, 2020.

The long-term return expectation for the investments has been determined by using a building-block approach and assumes a time horizon, as defined in SERS' *Statement of Investment Policy*. A forecasted rate of inflation serves as the baseline for the return expectation. Various real return premiums over the baseline inflation rate have been established for each asset class. The long-term expected nominal rate of return has been determined by calculating an arithmetic weighted average of the expected real return premiums for each asset class, adding the projected inflation rate, and adding the expected return from rebalancing uncorrelated asset classes.

The target asset allocation and best estimates of arithmetic real rates of return for each major asset class are summarized in the following table:

Willoughby-Eastlake City School District
Lake County, Ohio

Notes to the Basic Financial Statements
For the Fiscal Year Ended June 30, 2023

Asset Class	Target Allocation	Long-Term Expected Real Rate of Return
Cash	2.00 %	(0.45) %
US Equity	24.75	5.37
Non-US Equity Developed	13.50	6.22
Non-US Equity Emerging	6.75	8.22
Fixed Income/Global Bonds	19.00	1.20
Private Equity	11.00	10.05
Real Estate/Real Assets	16.00	4.87
Multi-Asset Strategies	4.00	3.39
Private Debt/Private Credit	3.00	5.38
Total	100.00 %	

Discount Rate The total pension liability for 2022 was calculated using the discount rate of 7.00 percent. The projection of cash flows used to determine the discount rate assumed the contributions from employers and from the members would be computed based on contribution requirements as stipulated by State statute. Projected inflows from investment earnings were calculated using the long-term assumed investment rate of return (7.00 percent). Based on those assumptions, the plan's fiduciary net position was projected to be available to make all future benefit payments of current plan members. Therefore, the long-term expected rate of return on pension plan investments was applied to all periods of projected benefits to determine the total pension liability.

Sensitivity of the School District's Proportionate Share of the Net Pension Liability to Changes in the Discount Rate Net pension liability is sensitive to changes in the discount rate, and to illustrate the potential impact the following table presents the School District's proportionate share of the net pension liability calculated using the discount rate of 7.00 percent, as well as what the School District's net pension liability would be if it were calculated using a discount rate that is one percentage point lower (6.00 percent), or one percentage point higher (8.00 percent) than the current rate.

	1% Decrease	Current Discount Rate	1% Increase
School District's Proportionate Share of the Net Pension Liability	\$ 33,605,685	\$ 22,830,689	\$ 13,752,902

Actuarial Assumptions - STRS

Key methods and assumptions used in the latest actuarial valuation, reflecting experience study results used in the June 30, 2022, actuarial valuation, are presented below:

Inflation	2.50 percent
Salary Increases	
Current Measurement Period	Varies by service from 2.50 percent to 8.50 percent
Prior Measurement Period	Varies by age from 2.50 percent to 12.50 percent
Payroll Increases	3.00 percent
Investment Rate of Return	7.00 percent, net of investment expenses, including inflation
Discount Rate of Return	7.00 percent
Cost-of-Living Adjustments (COLA)	0.00 percent effective July 1, 2017

Willoughby-Eastlake City School District
Lake County, Ohio

Notes to the Basic Financial Statements
For the Fiscal Year Ended June 30, 2023

For 2022, post-retirement mortality rates for healthy retirees are based on the Pub-2010 Teachers Healthy Annuitant Mortality Table, adjusted 110 percent for males, projected forward generationally using mortality improvement scale MP-2020. Pre-retirement mortality rates are based on Pub-2010 Teachers Employee Table adjusted 95 percent for females, projected forward generationally using mortality improvement scale MP-2020. Post-retirement disabled mortality rates are based on Pub-2010 Teachers Disable Annuitant Table projected forward generationally using mortality improvement scale MP-2020.

For 2021, post-retirement mortality rates for healthy retirees are based on the RP-2014 Annuitant Mortality Table with 50 percent of rates through age 69, 70 percent of rates between ages 70 and 79, 90 percent of rates between ages 80 and 84, and 100 percent of rates thereafter, projected forward generationally using mortality improvement scale MP-2016. Pre-retirement mortality rates are based on RP-2014 Employee Mortality Tables, projected forward generationally using mortality improvement scale MP-2016. Post-retirement disabled mortality rates are based on the RP-2014 Disabled Mortality Table with 90 percent of rates for males and 100 percent of rates for females, projected forward generationally using mortality improvement scale MP-2016.

Actuarial assumptions used in the June 30, 2022 valuation, were based on the results of the latest available actuarial experience study, which is for the period July 1, 2015, through June 30, 2021. An actuarial experience study is done on a quinquennial basis.

STRS' investment consultant develops an estimate range for the investment return assumption based on the target allocation adopted by the Retirement Board. The target allocation and long-term expected rate of return for each major asset class are summarized as follows:

Asset Class	Target Allocation*	Long-Term Expected Rate of Return**
Domestic Equity	26.00 %	6.60 %
International Equity	22.00	6.80
Alternatives	19.00	7.38
Fixed Income	22.00	1.75
Real Estate	10.00	5.75
Liquidity Reserves	1.00	1.00
Total	100.00 %	

*Target allocation percentage is effective as of July 1, 2022. Target weights were phased in over a 3-month period concluding on October 1, 2022.

**10-Year annualized geometric nominal returns, which include the real rate of return and inflation of 2.25 percent and is net of investment expenses. Over a 30-year period, STRS investment consultant indicates that the above target allocations should generate a return above the actuarial rate of return, without net value added by management.

Discount Rate. The discount rate used to measure the total pension liability was 7.00 percent as of June 30, 2022. The projection of cash flows used to determine the discount rate assumes that member and employer contributions will be made at the statutory contribution rates in accordance with rate increases described above. For this purpose, only employer contributions that are intended to fund benefits of current plan members and their beneficiaries are included. Based on those assumptions, STRS' fiduciary net position was projected to be available to make all projected future benefit payments to current plan members as of June 30, 2022. Therefore, the long-term expected rate of return on pension plan investments of 7.00 percent was applied to all periods of projected benefit payment to determine the total pension liability as of June 30, 2022.

Willoughby-Eastlake City School District
Lake County, Ohio

Notes to the Basic Financial Statements
For the Fiscal Year Ended June 30, 2023

Sensitivity of the School District's Proportionate Share of the Net Pension Liability to Changes in the Discount Rate The following table presents the School District's proportionate share of the net pension liability calculated using the current period discount rate assumption of 7.00 percent, as well as what the School District's proportionate share of the net pension liability would be if it were calculated using a discount rate that is one-percentage-point lower (6.00 percent) or one-percentage-point higher (8.00 percent) than the current rate:

	1% Decrease	Current Discount Rate	1% Increase
School District's Proportionate Share of the Net Pension Liability	\$ 128,171,512	\$ 84,846,061	\$ 48,206,145

Changes between the Measurement Date and the Reporting Date The discount rate was adjusted to 7.00 percent for the June 30, 2022 valuation. Demographic assumptions were changed based on the actuarial experience study for the period July 1, 2015 through June 30, 2021.

NOTE 12 - DEFINED BENEFIT OPEB PLANS

See Note 11 for a description of the net OPEB liability (asset).

Plan Description - School Employees Retirement System (SERS)

Health Care Plan Description - The School District contributes to the SERS Health Care Fund, administered by SERS for non-certificated retirees and their beneficiaries. For GASB 75 purposes, this plan is considered a cost-sharing other postemployment benefit (OPEB) plan. SERS' Health Care Plan provides healthcare benefits to eligible individuals receiving retirement, disability, and survivor benefits, and to their eligible dependents. Members who retire after June 1, 1986, need 10 years of service credit, exclusive of most types of purchased credit, to qualify to participate in SERS' health care coverage. The following types of credit purchased after January 29, 1981 do not count toward health care coverage eligibility: military, federal, out-of-state, municipal, private school, exempted, and early retirement incentive credit. In addition to age and service retirees, disability benefit recipients and beneficiaries who are receiving monthly benefits due to the death of a member or retiree, are eligible for SERS' health care coverage. Most retirees and dependents choosing SERS' health care coverage are over the age of 65 and therefore enrolled in a fully insured Medicare Advantage plan; however, SERS maintains a traditional, self-insured preferred provider organization for its non-Medicare retiree population. For both groups, SERS offers a self-insured prescription drug program. Health care is a benefit that is permitted, not mandated, by statute. The financial report of the Plan is included in the SERS Annual Comprehensive Financial Report which can be obtained on SERS' website at www.ohsers.org under Employers/Audit Resources.

Access to health care for retirees and beneficiaries is permitted in accordance with Section 3309 of the Ohio Revised Code. The Health Care Fund was established and is administered in accordance with Internal Revenue Code Section 105(e). SERS' Retirement Board reserves the right to change or discontinue any health plan or program. Active employee members do not contribute to the Health Care Plan. The SERS Retirement Board established the rules for the premiums paid by the retirees for health care coverage for themselves and their dependents or for their surviving beneficiaries. Premiums vary depending on the plan selected, qualified years of service, Medicare eligibility, and retirement status.

Willoughby-Eastlake City School District
Lake County, Ohio

Notes to the Basic Financial Statements
For the Fiscal Year Ended June 30, 2023

Funding Policy - State statute permits SERS to fund the health care benefits through employer contributions. Each year, after the allocation for statutorily required pensions and benefits, the Retirement Board may allocate the remainder of the employer contribution of 14 percent of covered payroll to the Health Care Fund in accordance with the funding policy. For fiscal year 2023, no allocation was made to health care. An additional health care surcharge on employers is collected for employees earning less than an actuarially determined minimum compensation amount, pro-rated if less than a full year of service credit was earned. For fiscal year 2023, this amount was \$25,000. Statutes provide that no employer shall pay a health care surcharge greater than 2 percent of that employer’s SERS-covered payroll; nor may SERS collect in aggregate more than 1.5 percent of the total statewide SERS-covered payroll for the health care surcharge. For fiscal year 2023, the School District’s surcharge obligation was \$302,995, which is reported as an intergovernmental payable. The surcharge, added to the allocated portion of the 14 percent employer contribution rate is the total amount assigned to the Health Care Fund. The School District’s contractually required contribution to SERS was equal to its surcharge obligation for fiscal year 2023.

Plan Description - State Teachers Retirement System (STRS)

Plan Description – The State Teachers Retirement System of Ohio (STRS) administers a cost-sharing Health Plan administered for eligible retirees who participated in the defined benefit or combined pension plans offered by STRS. Ohio law authorizes STRS to offer this plan. Benefits include hospitalization, physicians’ fees, prescription drugs and partial reimbursement of monthly Medicare Part B premiums. The Plan is included in the report of STRS which can be obtained by visiting www.strsoh.org or by calling (888) 227-7877.

Funding Policy – Ohio Revised Code Chapter 3307 authorizes STRS to offer the Plan and gives the Retirement Board discretionary authority over how much, if any, of the health care costs will be absorbed by STRS. Active employee members do not contribute to the Health Care Plan. Nearly all health care plan enrollees, for the most recent year, pay a portion of the health care costs in the form of a monthly premium. Under Ohio law, funding for post-employment health care may be deducted from employer contributions, currently 14 percent of covered payroll. For the fiscal year ended June 30, 2023, STRS did not allocate any employer contributions to post-employment health care.

OPEB Liability (Asset), OPEB Expense, and Deferred Outflows/Inflows of Resources Related to OPEB

The net OPEB liability (asset) was measured as of June 30, 2022, and the total OPEB liability used to calculate the net OPEB liability (asset) was determined by an actuarial valuation as of that date. The School District's proportion of the net OPEB liability (asset) was based on the School District's share of contributions to the respective retirement systems relative to the contributions of all participating entities. Following is information related to the proportionate share and OPEB expense:

	SERS	STRS	Total
Proportion of the Net OPEB Liability (Asset):			
Current Measurement Date	0.4319867%	0.38167153%	
Prior Measurement Date	0.4165055%	0.39387155%	
Change in Proportionate Share	0.0154812%	-0.01220002%	
Proportionate Share of the Net			
OPEB Liability (Asset)	\$ 6,065,138	\$ (9,882,747)	
OPEB Expense	\$ (231,542)	\$ (1,753,377)	\$ (1,984,919)

Willoughby-Eastlake City School District
Lake County, Ohio

Notes to the Basic Financial Statements
For the Fiscal Year Ended June 30, 2023

Other than contributions made subsequent to the measurement date and differences between projected and actual earnings on investments; deferred inflows/outflows of resources are recognized in OPEB expense beginning in the current period, using a straight-line method over a closed period equal to the average of the expected remaining services lives of all employees that are provided with pensions, determined as of the beginning of the measurement period. Net deferred inflows/outflows of resources pertaining to the differences between projected and actual investment earnings are similarly recognized over a closed five-year period.

At June 30, 2023, the School District reported deferred outflows of resources and deferred inflows of resources related to OPEB from the following sources:

	SERS	STRS	Total
Deferred Outflows of Resources			
Differences between Expected and			
Actual Experience	\$ 50,984	\$ 143,269	\$ 194,253
Net Difference between Projected and			
Actual Earnings on OPEB Plan Investments	31,524	172,033	203,557
Changes of Assumptions	964,738	420,969	1,385,707
Changes in Proportion and Differences between			
School District Contributions and Proportionate			
Share of Contributions	525,272	172,034	697,306
School District Contributions Subsequent to the			
Measurement Date	302,995	-	302,995
Total Deferred Outflows of Resources	\$ 1,875,513	\$ 908,305	\$ 2,783,818
Deferred Inflows of Resources			
Differences between Expected and			
Actual Experience	\$ 3,879,709	\$ 1,484,210	\$ 5,363,919
Changes of Assumptions	2,489,782	7,007,829	9,497,611
Changes in Proportion and Differences between			
School District Contributions and Proportionate			
Share of Contributions	916,933	150,950	1,067,883
Total Deferred Inflows of Resources	\$ 7,286,424	\$ 8,642,989	\$ 15,929,413

\$302,995 reported as deferred outflows of resources related to OPEB resulting from School District contributions subsequent to the measurement date will be recognized as a reduction/addition to the net OPEB liability/asset in the fiscal year ending June 30, 2024. Other amounts reported as deferred outflows of resources and deferred inflows of resources related to OPEB will be recognized in OPEB expense as follows:

	SERS	STRS	Total
Fiscal Year Ending June 30:			
2024	\$ (1,227,219)	\$ (2,239,129)	\$ (3,466,348)
2025	(1,325,732)	(2,201,206)	(3,526,938)
2026	(1,217,863)	(1,106,528)	(2,324,391)
2027	(805,209)	(443,162)	(1,248,371)
2028	(504,969)	(577,612)	(1,082,581)
Thereafter	(632,914)	(1,167,047)	(1,799,961)
Total	\$ (5,713,906)	\$ (7,734,684)	\$ (13,448,590)

Willoughby-Eastlake City School District
Lake County, Ohio

Notes to the Basic Financial Statements
For the Fiscal Year Ended June 30, 2023

Actuarial Assumptions - SERS

The total OPEB liability is determined by SERS' actuaries in accordance with GASB Statement No. 74, as part of their annual actuarial valuation for each retirement plan. Actuarial valuations of an ongoing plan involve estimates of the value of reported amounts (e.g., salaries, credited service) and assumptions about the probability of occurrence of events far into the future (e.g., mortality, disabilities, retirements, employment terminations). Actuarially determined amounts are subject to continual review and potential modifications, as actual results are compared with past expectations and new estimates are made about the future.

Projections of benefits for financial reporting purposes are based on the substantive plan (the plan as understood by the employers and plan members) and include the types of benefits provided at the time of each valuation and the historical pattern of sharing benefit costs between the employers and plan members to that point. The projection of benefits for financial reporting purposes does not explicitly incorporate the potential effects of legal or contractual funding limitations.

Actuarial calculations reflect a long-term perspective. For a newly hired employee, actuarial calculations will take into account the employee's entire career with the employer and also take into consideration the benefits, if any, paid to the employee after termination of employment until the death of the employee and any applicable contingent annuitant. In many cases, actuarial calculations reflect several decades of service with the employer and the payment of benefits after termination.

Key methods and assumptions used in calculating the total OPEB liability in the latest actuarial valuation date of June 30, 2022, are presented below:

Inflation	2.40 percent
Salary Increases, including inflation	3.25 percent to 13.58 percent
Investment Rate of Return	7.00 percent net of investment expense, including inflation
Fiduciary Net Position Depletion	Projected to be 2044
Municipal Bond Index Rate	
Measurement Date	3.69 percent
Prior Measurement Date	1.92 percent
Single Equivalent Interest Rate	
Measurement Date	4.08 percent, net of plan investment expense, including price inflation
Prior Measurement Date	2.27 percent, net of plan investment expense, including price inflation
Health Care Cost Trend Rate	
Medicare	5.125 percent - 4.40 percent
Pre-Medicare	6.750 percent - 4.40 percent
Medical Trend Assumption	7.00 percent - 4.40 percent

Mortality rates among healthy retirees were based on the PUB-2010 General Employee Amount Weighted Below Median Healthy Retiree mortality table projected to 2017 with ages set forward 1 year and adjusted 94.20 percent for males and set forward 2 years and adjusted 81.35 percent for females. Mortality among disabled members were based upon the PUB-2010 General Disabled Retiree mortality table projected to 2017 with ages set forward 5 years and adjusted 103.3 percent for males and set forward 3 years and adjusted 106.8 percent for females. Mortality rates for contingent survivors were based on PUB-2010 General Amount Weighted Below Median Contingent Survivor mortality table projected to 2017 with ages set forward 1 year and adjusted 105.5 percent for males and adjusted 122.5 percent for females. Mortality rates for actives is based on PUB-2010 General Amount Weighted Below Median Employee mortality table.

Willoughby-Eastlake City School District
Lake County, Ohio

Notes to the Basic Financial Statements
For the Fiscal Year Ended June 30, 2023

The most recent experience study was completed for the five year period ended June 30, 2020.

The long-term expected rate of return on plan assets is reviewed as part of the actuarial five-year experience study. The most recent study covers fiscal years 2016 through 2020, and was adopted by the Board in 2021. Several factors are considered in evaluating the long-term rate of return assumption including long-term historical data, estimates inherent in current market data, and a long-normal distribution analysis in which best-estimate ranges of expected future real rates of return were developed by the investment consultant for each major asset class. These ranges were combined to produce the long-term expected rate of return, 7.00 percent, by weighting the expected future real rates of return by the target asset allocation percentage and then adding expected inflation. The capital market assumptions developed by the investment consultant are intended for use over a 10-year horizon and may not be useful in setting the long-term rate of return for funding pension plans which covers a longer timeframe. The assumption is intended to be a long-term assumption and is not expected to change absent a significant change in the asset allocation, a change in the inflation assumption, or a fundamental change in the market that alters expected returns in future years.

The target asset allocation and best estimates of arithmetic real rates of return for each major asset class, as used in the June 30, 2020 five-year experience study, are summarized as follows:

Asset Class	Target Allocation	Long-Term Expected Real Rate of Return
Cash	2.00 %	(0.45) %
US Equity	24.75	5.37
Non-US Equity Developed	13.50	6.22
Non-US Equity Emerging	6.75	8.22
Fixed Income/Global Bonds	19.00	1.20
Private Equity	11.00	10.05
Real Estate/Real Assets	16.00	4.87
Multi-Asset Strategies	4.00	3.39
Private Debt/Private Credit	3.00	5.38
Total	100.00 %	

Discount Rate The discount rate used to measure the total OPEB liability at June 30, 2022, was 4.08 percent. The discount rate used to measure total OPEB liability prior to June 30, 2022 was 2.27 percent. The projection of cash flows used to determine the discount rate assumed that contributions will be made from members and the plan at the contribution rate of 1.50 percent of projected covered payroll each year, which includes a 1.50 percent payroll surcharge and no contributions from the basic benefits plan. Based on these assumptions, the OPEB plan's fiduciary net position was projected to become insufficient to make all projected future benefit payments of current System members by SERS actuaries. The Municipal Bond Index Rate is used in the determination of the SEIR for both the June 30, 2022 and the June 30, 2021 total OPEB liability. The Municipal Bond Index rate is the single rate that will generate a present value of benefit payments equal to the sum of the present value determined by the long-term expected rate of return, and the present value determined by discounting those benefits after the date of depletion. The Municipal Bond Index Rate is 3.69 percent at June 30, 2022 and 1.92 percent at June 30, 2021.

Sensitivity of the School District's Proportionate Share of the Net OPEB Liability to Changes in the Discount Rate and Changes in the Health Care Cost Trend Rates The net OPEB liability is sensitive to changes in the discount rate and the health care cost trend rate. The following table presents the net OPEB liability and what the net OPEB liability would be if it were calculated using a discount rate that is one percentage point lower (3.08 percent) and higher (5.08 percent) than the current discount rate (4.08 percent).

Willoughby-Eastlake City School District
Lake County, Ohio

Notes to the Basic Financial Statements
For the Fiscal Year Ended June 30, 2023

Also shown is what the net OPEB liability would be based on health care cost trend rates that are one percentage point lower (6.00 percent decreasing to 3.40 percent) and higher (8.00 percent decreasing to 5.40 percent) than the current rate (7.00 percent decreasing to 4.40 percent).

	<u>1% Decrease</u>	<u>Current Discount Rate</u>	<u>1% Increase</u>
School District's Proportionate Share of the Net OPEB Liability	\$ 7,532,993	\$ 6,065,138	\$ 4,880,181

	<u>1% Decrease</u>	<u>Current Trend Rate</u>	<u>1% Increase</u>
School District's Proportionate Share of the Net OPEB Liability	\$ 4,677,310	\$ 6,065,138	\$ 7,877,867

Actuarial Assumptions – STRS

Key methods and assumptions used in the latest actuarial valuation, reflecting experience study results used in the June 30, 2022, actuarial valuation are presented below:

	<u>June 30, 2022</u>	<u>June 30, 2021</u>
Projected Salary Increases	Varies by service from 2.5 percent to 8.5 percent	Varies by age from 2.5 percent to 12.50 percent
Investment Rate of Return	7.00 percent, net of investment expenses, including inflation	7.00 percent, net of investment expenses, including inflation
Payroll Increases	3 percent	3 percent
Discount Rate of Return	7.00 percent	7.00 percent
Health Care Cost Trends		
Medical		
Pre-Medicare	7.50 percent initial 3.94 percent ultimate	5.00 percent initial 4 percent ultimate
Medicare	-68.78 percent initial 3.94 percent ultimate	-16.18 percent initial 4 percent ultimate
Prescription Drug		
Pre-Medicare	9.00 percent initial 3.94 percent ultimate	6.50 percent initial 4 percent ultimate
Medicare	-5.47 percent initial 3.94 percent ultimate	29.98 percent initial 4 percent ultimate

Projections of benefits include the historical pattern of sharing benefit costs between the employers and retired plan members.

For 2022, healthy retirees post-retirement mortality rates are based on the Pub-2010 Teachers Healthy Annuitant Mortality Table, adjusted 110 percent for males, projected forward generationally using mortality improvement scale MP-2020; pre-retirement mortality rates are based on Pub-2010 Teachers Employee Table adjusted 95 percent for females, projected forward generationally using mortality improvement scale MP-2020. For disabled retirees, mortality rates are based on the Pub-2010 Teachers Disabled Annuitant Table projected forward generationally using mortality improvement scale MP-2020.

Willoughby-Eastlake City School District
Lake County, Ohio

Notes to the Basic Financial Statements
For the Fiscal Year Ended June 30, 2023

For 2021, healthy retirees the mortality rates are based on the RP-2014 Annuitant Mortality Table with 50 percent of rates through age 69, 70 percent of rates between ages 70 and 79, 90 percent of rates between ages 80 and 84, and 100 percent of rates thereafter, projected forward generationally using mortality improvement scale MP-2016. For disabled retirees, mortality rates are based on the RP-2014 Disabled Mortality Table with 90 percent of rates for males and 100 percent of rates for females, projected forward generationally using mortality improvement scale MP-2016.

Actuarial assumptions used in the June 30, 2022, valuation are based on the results of an actuarial experience study for the period July 1, 2015 through June 30, 2021. An actuarial experience study is done on a quinquennial basis.

STRS' investment consultant develops an estimate range for the investment return assumption based on the target allocation adopted by the Retirement Board. The target allocation and long-term expected rate of return for each major asset class are summarized as follows:

Asset Class	Target Allocation*	Long-Term Expected Rate of Return**
Domestic Equity	26.00 %	6.60 %
International Equity	22.00	6.80
Alternatives	19.00	7.38
Fixed Income	22.00	1.75
Real Estate	10.00	5.75
Liquidity Reserves	1.00	1.00
Total	<u>100.00 %</u>	

*Target allocation percentage is effective as of July 1, 2022. Target weights were phased in over a 3-month period concluding on October 1, 2022.

**10-Year annualized geometric nominal returns, which include the real rate of return and inflation of 2.25 percent and is net of investment expenses. Over a 30-year period, STRS investment consultant indicates that the above target allocations should generate a return above the actuarial rate of return, without net value added by management.

Discount Rate The discount rate used to measure the total OPEB liability was 7.00 percent as of June 30, 2022. The projection of cash flows used to determine the discount rate assumed STRS continues to allocate no employer contributions to the health care fund. Based on these assumptions, the OPEB plan's fiduciary net position was projected to be available to make all projected future benefit payments to current plan members as of June 30, 2022. Therefore, the long-term expected rate of return on health care plan investments of 7.00 percent was applied to all periods of projected health care costs to determine the total OPEB liability as of June 30, 2022.

Sensitivity of the School District's Proportionate Share of the Net OPEB Asset to Changes in the Discount Rate and Health Care Cost Trend Rate The following table represents the net OPEB asset as of June 30, 2022, calculated using the current period discount rate assumption of 7.00 percent, as well as what the net OPEB asset would be if it were calculated using a discount rate that is one percentage point lower (6.00 percent) or one percentage point higher (8.00 percent) than the current assumption. Also shown is the net OPEB asset as if it were calculated using health care cost trend rates that are one percentage point lower or one percentage point higher than the current health care cost trend rates.

Willoughby-Eastlake City School District
Lake County, Ohio

Notes to the Basic Financial Statements
For the Fiscal Year Ended June 30, 2023

	1% Decrease	Current Discount Rate	1% Increase
School District's Proportionate Share of the Net OPEB (Asset)	\$ (9,136,339)	\$ (9,882,747)	\$ (10,522,108)

	1% Decrease	Current Trend Rate	1% Increase
School District's Proportionate Share of the Net OPEB (Asset)	\$ (10,250,812)	\$ (9,882,747)	\$ (9,418,153)

NOTE 13 - EMPLOYEE BENEFITS AND HEALTH CARE TERMINATION BENEFIT

Compensated Absences

The criteria for determining vacation, personal and sick leave benefits are derived from negotiated agreements and State laws. Classified employees earn 10 to 22 days of vacation per year, depending upon length of service. Accumulated unused vacation time is paid to classified employees upon termination of employment. Teachers do not earn vacation time. Teachers, administrators and classified employees earn sick leave at the rate of one and a quarter days per month. Upon retirement, an employee is paid for forty percent of accumulated sick days up to a maximum of 260 accumulated sick days.

Classified retirees receive severance pay at the per diem rate for the actual number of unused sick leave days credited to the employee at the actual time of retirement. The number of unused sick days paid will be forty (40) percent of a maximum of 260 days plus converted personal days. Payment is made in one lump sum within 60 days of the effective date of retirement. The rate of pay is that of the highest daily rate of the employee's highest year in the preceding ten years. There is no longer a retirement incentive for staff.

Certified retirees receive severance pay at the per diem rate for the actual number of unused sick leave days credited to the employee at the actual time of retirement. The number of unused sick days paid will be forty percent of the maximum of 260 days plus converted personal days. There is no longer a retirement incentive for staff.

Health Care Termination Benefit

In prior fiscal years, an early retirement incentive of \$40,000 and a health reimbursement account (HRA) of \$30,000 was paid to those teachers who retired in their first year of eligibility for retirement. The incentive bonus is paid in equal installments in the five Januaries following the date of retirement and paid as a reimbursement upon the presentation of receipts for qualifying medical expenses. The remaining balance for these HRA accounts has been recorded in the School District's financial statements as a long-term liability.

Life Insurance

The School District provides life insurance in the amount of \$100,000 to all employees (excluding substitutes) who regularly work a minimum of 20 hours per week. Employees are also given the option to purchase additional term life insurance through a payroll deduction.

Willoughby-Eastlake City School District
Lake County, Ohio

Notes to the Basic Financial Statements
For the Fiscal Year Ended June 30, 2023

NOTE 14 - LONG-TERM OBLIGATIONS

The original issue date, interest rate, original issuance and date of maturity for each of the School District's long-term obligations are as follows:

	Original Issue Date	Interest Rate	Original Issue Amount	Date of Maturity
<i>General Obligation Bonds:</i>				
Energy Conservation Improvement Refunding Serial	2020	1.50% - 4.00%	4,550,000	9/1/27
Energy Conservation Improvement Refunding Serial	2021	2.00%	765,000	12/1/29
School Improvement Bonds Serial and Term	2016	2.00% - 5.00%	115,750,000	12/1/50
School Improvement Refunding Bonds Serial, Term and Capital Appreciation	2020	3.16% - 3.36%	26,737,452	12/1/46
<i>Loans from Direct Borrowing:</i>				
Certificate of Participation, Series 2011A	2011	6.54%	4,300,000	3/1/41
Certificate of Participation, Series 2017	2017	3.00% - 5.00%	17,230,000	3/1/43
Certificate of Participation, Series 2018	2018	3.00% - 4.00%	8,220,000	3/1/42
Refunding Certificate of Participation, Series 2020	2020	4.00%	4,605,000	3/1/40
Refunding Certificate of Participation, Series 2021	2021	4.00%	5,290,000	3/1/39

The changes in the School District's long-term obligations during the fiscal year consist of the following:

	Balance 6/30/2022	Additions	Deductions	Balance 6/30/2023	Due Within One Year
<i>Governmental Activities</i>					
<i>General Obligations Bonds:</i>					
Energy Conservation Improvement Refunding Bonds Series 2020	\$ 3,470,000	\$ -	\$ (545,000)	\$ 2,925,000	\$ 570,000
Premium	306,885	-	(54,156)	252,729	-
Energy Conservation Improvement Refunding Bonds Series 2021	755,000	-	(87,000)	668,000	91,000
School Improvement Bonds - 2016	82,730,000	-	(1,400,000)	81,330,000	1,500,000
Premium	3,431,166	-	(119,692)	3,311,474	-
School Improvement Refunding Bonds - 2020 Term Bonds	25,860,000	-	-	25,860,000	-
Capital Appreciation Bonds	287,009	-	(103,985)	183,024	66,552
Accretion on Capital Appreciation Bonds	520,335	346,713	(246,015)	621,033	223,030
Premium	4,299,206	-	(174,292)	4,124,914	-
<i>Total General Obligation Bonds</i>	<u>121,659,602</u>	<u>346,713</u>	<u>(2,730,140)</u>	<u>119,276,174</u>	<u>2,450,582</u>
<i>Loans from Direct Borrowing:</i>					
Certificates of Participation, Series 2011A	4,320,000	-	-	4,320,000	-
Certificates of Participation, Series 2017	16,465,000	-	(265,000)	16,200,000	280,000
Certificates of Participation, Series 2018	7,315,000	-	(250,000)	7,065,000	260,000
Refunding Certificates of Participation, Series 2020	4,125,000	-	(250,000)	3,875,000	265,000
Premium	582,087	-	(32,948)	549,139	-
Refunding Certificates of Participation, Series 2021	5,235,000	-	(220,000)	5,015,000	230,000
<i>Total Loans from Direct Borrowing</i>	<u>38,042,087</u>	<u>-</u>	<u>(1,017,948)</u>	<u>37,024,139</u>	<u>1,035,000</u>
<i>Net Pension/OPEB Liability:</i>					
Pension	65,256,299	42,420,451	-	107,676,750	-
OPEB	7,882,708	-	(1,817,570)	6,065,138	-
<i>Total Net Pension/OPEB Liability</i>	<u>73,139,007</u>	<u>42,420,451</u>	<u>(1,817,570)</u>	<u>113,741,888</u>	<u>-</u>
<i>Other Long Term Liabilities:</i>					
Early Retirement Incentive	682,059	357,426	(490,431)	549,054	346,470
Healthcare Termination Benefits	801,984	56,186	(95,566)	762,604	176,176
Compensated Absences	7,398,718	867,069	(525,951)	7,739,836	1,172,760
<i>Total Other Long Term Liabilities</i>	<u>8,882,761</u>	<u>1,280,681</u>	<u>(1,111,948)</u>	<u>9,051,494</u>	<u>1,695,406</u>
<i>Total Governmental Activities</i>					
<i>Long-Term Obligations</i>	<u>\$241,723,457</u>	<u>\$44,047,845</u>	<u>\$ (6,677,606)</u>	<u>\$279,093,695</u>	<u>\$ 5,180,988</u>

Willoughby-Eastlake City School District
Lake County, Ohio

Notes to the Basic Financial Statements
For the Fiscal Year Ended June 30, 2023

There is no repayment schedule for the net pension liability and net OPEB liability; however, employer pension and OPEB contributions are primarily made from the General Fund. For additional information related to the net pension liability and net OPEB liability see Notes 11 and 12.

The above table has been restated to correct the classification of premium between the 2020 Energy Conservation and School Improvement Refunding Bonds.

Debt payments will be paid from the general and debt service funds. The early retirement incentive, healthcare termination benefits and compensated absences will be paid from the general fund.

On March 9, 2016, the School District issued general obligation school improvement bonds. These bonds were issued with a premium of \$5,502,767, which is reported as an increase to bonds payable. The amounts are being amortized to interest expense over the life of the bonds using the straight-line method, which approximates the effective interest method.

These bonds are subject to mandatory sinking fund redemption. The mandatory sinking fund redemption is to occur on December 1, 2032 at 100 percent of the principal amount thereof plus accrued interest to the date of redemption according to the following schedule:

<u>Fiscal Year</u>	<u>Principal Amount to be Redeemed</u>
2033	\$2,765,000
2034	2,920,000

The term bonds that mature in fiscal year 2035, with an interest rate of 3.375 percent are subject to mandatory sinking fund redemption. The mandatory sinking fund redemption is to occur on December 1, 2036 at 100 percent of the principal amount thereof plus accrued interest to the date of redemption according to the following schedule:

<u>Fiscal Year</u>	<u>Principal Amount to be Redeemed</u>
2035	\$3,080,000
2036	3,250,000
2037	3,425,000

The term bonds that mature in fiscal year 2038, with an interest rate of 3.75 percent are subject to mandatory sinking fund redemption. The mandatory sinking fund redemption is to occur on December 1, 2037 at 100 percent of the principal amount thereof plus accrued interest to the date of redemption according to the following schedule:

<u>Fiscal Year</u>	<u>Principal Amount to be Redeemed</u>
2038	\$3,605,000
2039	3,810,000
2040	4,020,000
2041	4,240,000
2042	4,465,000

The term bonds that mature in fiscal year 2043, with an interest rate of 5.00 percent are subject to mandatory sinking fund redemption. The mandatory sinking fund redemption is to occur on December 1, 2042 at 100 percent of the principal amount thereof plus accrued interest to the date of redemption according to the following schedule:

Willoughby-Eastlake City School District
Lake County, Ohio

Notes to the Basic Financial Statements
For the Fiscal Year Ended June 30, 2023

<u>Fiscal Year</u>	<u>Principal Amount to be Redeemed</u>
2043	\$4,705,000
2044	5,010,000
2045	5,330,000
2046	5,670,000
2047	6,025,000

The term bonds that mature in fiscal year 2048, with an interest rate of 4.00 percent are subject to mandatory sinking fund redemption. The mandatory sinking fund redemption is to occur on December 1, 2047 at 100 percent of the principal amount thereof plus accrued interest to the date of redemption according to the following schedule:

<u>Fiscal Year</u>	<u>Principal Amount to be Redeemed</u>
2048	\$6,400,000
2049	6,730,000
2050	7,075,000
2051	7,435,000

The term bonds maturing after December 1, 2026 are subject to optional redemption, in whole or in part, on any date in order of maturity as determined by the School District and by lot within a maturity, at the option of the Board of Education on or after December 1, 2025.

On March 12, 2020, the School District issued \$4,550,000 of Energy Conservation Refunding Bonds. The bonds refunded \$4,890,000 of outstanding Series 2012 Energy Conservation Improvement Bonds. The bonds were issued for an eight year period with final maturity at September 1, 2027. At the date of refunding, \$4,899,022 (including premium and after underwriting fees, and other issuance costs) was received to pay off old debt. As a result, \$4,890,000 of the Series 2012 Energy Conservation Improvement Bonds are considered to be defeased and the liability for those bonds has been removed from the financial statements. The principal balance outstanding of the defeased certificates was \$3,165,000 at June 30, 2023.

These refunding bonds were issued with a premium of \$433,249, which is reported as an increase to bonds payable. The amounts are being amortized to interest expense over the life of the bonds using the straight-line method. The issuance costs of \$82,416 were expensed.

The issuance resulted in a difference between the cash flows required to service the old debt and the cash flows required to service the new debt of \$304,086. The issuance resulted in an economic gain of \$286,983.

On March 12, 2020, the School District issued \$26,737,452 of School Improvement Refunding Bonds, which included term and capital appreciation bonds in the amount of \$25,860,000 and \$877,452, respectively. The bonds refunded \$26,740,000 of outstanding Series 2016 School Improvement General Obligation Bonds. The bonds were issued for a 26 year period with final maturity at December 1, 2046. At the date of refunding, \$31,030,902 (including premium and after underwriting fees, and other issuance costs) was received to pay off old debt. As a result, \$26,740,000 of the Series 2016 School Improvement General Obligation Bonds are considered to be defeased and the liability for those bonds has been removed from the financial statements. The principal balance outstanding of the defeased bonds was \$26,740,000 at June 30, 2023.

These refunding bonds were issued with a premium of \$4,705,888, which is reported as an increase to bonds payable. The amounts are being amortized to interest expense over the life of the bonds using the straight-line

Willoughby-Eastlake City School District
Lake County, Ohio

Notes to the Basic Financial Statements
For the Fiscal Year Ended June 30, 2023

method. The issuance costs of \$410,088 were expensed. The refunding resulted in a difference between net carrying amount of the debt and the acquisition price of \$4,377,471. This difference, reported in the accompanying financial statements as a deferred outflow of resources, is being amortized to interest expense over the life of the bonds using the straight-line method.

The issuance resulted in a difference between the cash flows required to service the old debt and the cash flows required to service the new debt of \$5,771,835. The issuance resulted in an economic gain of \$2,121,649.

The capital appreciation bonds mature each December 1 from 2020 through 2038 and December 1, 2042. These bonds were purchased at a discount at the time of issuance and at maturity all compounded interest is paid and the bond holder collects the face value. However, since interest is technically earned and compounded semiannually, the value of the bond increases. Therefore, as the value increases, the accretion is booked as principal liability.

The serial and capital appreciation bonds are not subject to redemption prior to maturity. The current interest bonds are subject to mandatory and optional redemption as follows:

Mandatory Redemption - The Current Interest Bonds stated to mature on December 1, 2040 (the “Series 2040 Current Interest Term Bonds”), December 1, 2043 (the “Series 2043 Current Interest Term Bonds”) and December 1, 2046 (the “Series 2046 Current Interest Term Bonds”, together with the Series 2040 Current Interest Term Bonds and the Series 2043 Current Interest Term Bonds, the Current Interest Term Bonds) are subject to mandatory sinking fund redemption in part by lot pursuant to the terms of the mandatory sinking fund redemption requirements of the Authorizing Legislation, at a redemption price equal to 100 percent of the principal amount redeemed, plus interest accrued to the redemption date, on December 1 of the following fiscal years:

Fiscal Year	Principal Amount to be Redeemed
2040	\$345,000
2041	360,000
Fiscal Year	Principal Amount to be Redeemed
2042	\$370,000
2043	4,065,000
2044	4,835,000
Fiscal Year	Principal Amount to be Redeemed
2045	\$5,055,000
2046	5,295,000
2047	5,535,000

The Current Interest Bonds are subject to prior redemption, by and at the sole option of the Board, in whole or in part as selected by the Board (in whole multiples of \$5,000), on any date on or after June 1, 2029, at a redemption price of 100 percent of the principal redeemed plus accrued interest to the redemption date.

Optional Redemption -The Current Interest Bonds are subject to prior redemption, by and at the sole option of the Board, in whole or in part as selected by the Board (in whole multiples of \$5,000), on any date on or after June 1, 2029, at a redemption price of 100% of the principal redeemed plus accrued interest to the redemption date.

Willoughby-Eastlake City School District
Lake County, Ohio

Notes to the Basic Financial Statements
For the Fiscal Year Ended June 30, 2023

On March 9, 2021, the School District issued \$765,000 of Energy Conservation Refunding Bonds. The bonds refunded \$765,000 of outstanding Series 2014 Energy Conservation Refunding Improvement Bonds. The bonds were issued for a nine year period with final maturity at December 1, 2029. At the date of refunding, \$771,311 (including issuance costs) was received to pay off old debt. As a result, \$765,000 of the Series 2014 Energy Conservation Refunding Improvement Bonds are considered to be defeased and the liability for those bonds has been removed from the financial statements.

The issuance resulted in a difference between the cash flows required to service the old debt and the cash flows required to service the new debt of \$49,208. The issuance resulted in an economic gain of \$20,991.

Principal and interest requirements to retire the debt outstanding at June 30, 2022 are as follows:

Fiscal Year	Energy Conservation Improvement Bonds		School Improvement Bonds		Certificates of Participation		Capital Appreciation Bonds	
	Principal	Interest	Principal	Interest	Principal	Interest	Principal	Accretion
2024	\$ 661,000	\$ 103,425	\$ 1,500,000	\$ 3,935,469	\$ 1,035,000	\$ 1,469,256	\$ 66,552	\$ 283,448
2025	675,000	85,828	1,600,000	3,880,969	925,000	1,424,256	41,983	303,017
2026	689,000	67,700	1,725,000	3,814,469	5,280,000	1,388,056	26,869	318,131
2027	694,000	41,920	1,855,000	3,742,869	1,385,000	1,066,956	17,195	327,805
2028	673,000	16,500	1,985,000	3,671,032	1,450,000	1,011,556	11,006	333,994
2029-2033	201,000	4,010	12,210,000	16,936,344	8,320,000	4,164,253	17,457	1,707,543
2034-2038	-	-	16,280,000	14,433,085	10,635,000	2,507,786	1,866	1,723,134
2039-2043	-	-	26,510,000	10,722,011	7,445,000	612,312	96	914,903
2044-2048	-	-	22,285,000	6,216,732	-	-	-	-
2049-2051	-	-	21,240,000	1,302,600	-	-	-	-
	<u>\$ 3,593,000</u>	<u>\$ 319,383</u>	<u>\$ 107,190,000</u>	<u>\$ 68,655,580</u>	<u>\$ 36,475,000</u>	<u>\$ 13,644,431</u>	<u>\$ 183,024</u>	<u>\$ 5,911,975</u>

NOTE 15 – CERTIFICATES OF PARTICIPATION

The School District is leasing several project sites from the Ohio School Building Leasing Corporation (“Lessor”). The Ohio School Building Leasing Corporation assigned The Huntington National Bank as Trustee (“Trustee”), transferring rights, title and interest in the projects to the Trustee. The School District is acting as an agent for the Lessor, and is constructing or improving the facilities from the proceeds provided by the Lessor. These Projects consist of the construction, enlarging and other improvements, furnishing and equipping and lease and eventual acquisition of improvements to School District buildings and building sites and related improvements.

The land and existing improvements included in the leased property are owned by the School District and are leased to the corporation pursuant to the ground lease. A portion of the proceeds of Certificates is expected to be used to pay costs of School District buildings and building sites not included in the Leased Property.

Title to the improvements on the Leased Property, and the right of possession of the Leased Property, will transfer to the School District at the end of the Ground Lease. The School District’s obligation to pay lease payments does not constitute a debt of the School District within the meaning of any constitutional or statutory limitation. Certificate of Participation (COP’s) payments will be made solely from amounts derived under the Lease, including lease payments.

The term of these leases consists of a series of one-year terms, each ending on June 30, except the final lease term, which ends on the final lease payment date. The ground lease term ends five years after the final lease term. Clear title to and right of possession of the leased property will transfer to the School District upon the expiration of the ground lease term.

Willoughby-Eastlake City School District
Lake County, Ohio

Notes to the Basic Financial Statements
For the Fiscal Year Ended June 30, 2023

In the event of default, as defined by the lease agreements, the amounts payable by the School District may become due. If payments are not made, the lessor may retake possession of the secured assets, including but not limited to equipment and furniture. Additionally, the lessor has the option to sublease the project facilities, holding the School District liable for all lease payments and other payments due prior to the effective date of the sublease and for the difference between the rental and other amounts paid by the subleases pursuant to such sublease and the amounts payable by the School District pursuant to the lease during the then current lease term. See below for secured assets by each issuance:

Issuance	Secured Asset
Certificate of Participation, Series 2013	North High, South High & Edison Elementary Schools and building sites
Certificate of Participation, Series 2014	North High, South High & Edison Elementary Schools and building sites and the new STEM school building site
Certificate of Participation, Series 2017	North High, South High, Edison Elementary, the new Willoughby Elementary, School of Innovation and Northern Career Institute-Willoughby Campus buildings and building sites
Certificate of Participation, Series 2018	North High, South High, Edison Elementary, School of Innovation and Northern Career Institute-Willoughby Campus buildings and building sites
Certificate of Participation, Series 2020	North High, South High, Edison Elementary and School of Innovation buildings and building sites
Certificate of Participation, Series 2021	North High, South High and Edison Elementary buildings and building sites

2013 and 2014 Certificates of Participation

During fiscal year 2014, the School District entered into three lease-purchase agreements for various construction and improvement projects throughout the School District.

The current term of the Series 2013 and 2014 leases ended on June 30, 2014, however the School District has the right to renew the Leases for successive one-year terms, each ending June 30, except the final Lease Term, which ends on March 1, 2034. The Ground Lease term ends March 1, 2048.

As part of the Certificates of Participation agreements, the agreements contain Mandatory Redemption, Optional Redemption, Extraordinary Optional/Mandatory Redemption, and Special Redemption options. Copies of these agreements can be obtained from the Treasurer of Willoughby-Eastlake City School District at 35353 Curtis Boulevard, Eastlake, OH 44095.

Payments for the Series 2013 and 2014 leases are made from the general fund. The Series 2014 lease was fully refunded in fiscal year 2022.

2017 Certificates of Participation

In December 2017 the School District issued \$17,230,000 in certificates of participation to partially refund the Series 2011B and 2013 certificates of participation. The proceeds of the certificates were used to refund \$9,785,000 of the School District's 2011 Series B tax exempt certificates and \$5,525,000 of the Series 2013 certificates. The certificates were issued for a 25 year period with final maturity at March 1, 2043.

These refunding certificates were issued with a premium of \$296,664, which was reported as interest expense in the year of issuance. The issuance resulted in a difference between the cash flows required to service the old debt and the cash flows required to service the new debt of \$103,380. The issuance resulted in an economic gain of \$1,671,050. The refunded certificates are considered defeased (in-substance) and accordingly, have been removed from the statement of net position. The principal balance was fully defeased as of June 30, 2022.

Willoughby-Eastlake City School District
Lake County, Ohio

Notes to the Basic Financial Statements
For the Fiscal Year Ended June 30, 2023

2018 Certificates of Participation

In March 2018 the School District issued \$8,220,000 in certificates of participation. These certificates were issued with a premium of \$46,673, which is reported as an increase to bonds payable. The amounts are being amortized to interest expense over the life of the bonds using the straight-line method.

The Series 2018 Certificates maturing on or after March 1, 2024 are subject to prior redemption on any date, by and at the sole option of the Board, in whole or in part as selected by the Board (in whole multiples of \$5,000), on or after March 1, 2023, at a redemption price equal to 100 percent of the principal amount redeemed, plus interest accrued to the redemption date. Any Term Series 2018 Certificates are subject to mandatory sinking fund redemption. The Certificates are also subject to special redemption. The proceeds received from the sale of the Series 2018 Certificates will be used for (a) the construction, rehabilitation and other improvement, furnishing and equipping of the building and related building site to be used to replace the administrative offices of the School District and (b) the furnishing and equipping of the North High School, the South High School and Longfellow Elementary School.

The current Lease Term commenced as of July 1, 2018 and expires on June 30, 2019. Each renewal of the Lease will be for a renewal Lease Term (Renewal Term) beginning July 1 and ending June 30 of the subsequent year, except that the final Renewal Term will end on March 1, 2042.

2020 Refunding Certificates of Participation

On March 12, 2020, the School District issued \$4,605,000 in refunded Certificates of Participation, Series 2020 bonds. The proceeds were used to refund \$5,130,000 of the School District's outstanding Certificates of Participation, Series 2015. The bonds were issued for a 20 year period with final maturity at December 1, 2040. The Series 2020 Certificates maturing on or after March 1, 2031, are subject to optional redemption by the School District prior to maturity, on any date on and after March 1, 2030. Certain maturities of the Series 2020 Certificates are subject to mandatory sinking fund redemption, and the Certificates are subject to special redemption, as described in this agreement.

These refunding bonds were issued with a premium of \$658,965. The amounts are being amortized to interest expense over the life of the bonds using the straight-line method. The issuance costs of \$115,441 were expensed.

The issuance resulted in a difference between the cash flows required to service the old debt and the cash flows required to service the new debt of \$703,535. The issuance resulted in an economic gain of \$544,340.

The current Lease Term commenced as of July 1, 2019 and expires on June 30, 2020. Each renewal of the Lease will be for a renewal Lease Term (Renewal Term) beginning July 1 and ending June 30 of the subsequent year, except that the final Renewal Term will end on March 1, 2043.

2021 Refunding Certificates of Participation

On November 17, 2021, the School District issued \$5,290,000 in refunded Certificates of Participation, Series 2021 bonds. The proceeds were used to refund \$5,755,000 of the School District's outstanding Certificates of Participation, Series 2014. The bonds were issued for a 18 year period with final maturity at March 1, 2039. The Series 2021 Certificates maturing on or after March 1, 2031, are subject to optional redemption by the School District prior to maturity, on any date on and after March 1, 2030. Certain maturities of the Series 2021

Willoughby-Eastlake City School District
Lake County, Ohio

Notes to the Basic Financial Statements
For the Fiscal Year Ended June 30, 2023

Certificates are subject to mandatory sinking fund redemption, and the Certificates are subject to special redemption, as described in this agreement.

These refunding bonds were issued with a premium of \$780,380 and issuance costs of \$209,420.

The issuance resulted in a difference between the cash flows required to service the old debt and the cash flows required to service the new debt of \$637,563. The issuance resulted in an economic gain of \$546,351.

The initial Lease Term commenced on March 22, 2011 and expired on June 30, 2011. The School District has renewed the Lease for each subsequent fiscal year, and, as of the Closing Date, the current Lease Term will have commenced as of July 1, 2021 and will expire on June 30, 2022. Each renewal of the Lease will be for a renewal Lease Term (Renewal Term) beginning July 1 and ending June 30 of the subsequent year, except that the final Renewal Term will end on March 1, 2043.

The Series 2021 Certificates maturing on March 1, 2032 are subject to mandatory sinking fund redemption. The mandatory sinking fund redemption is to occur on March 1, 2032 at 100 percent of the principal amount thereof plus accrued interest to the date of redemption according to the following schedule:

<u>Fiscal Year</u>	<u>Principal Amount to be Redeemed</u>
2032	\$315,000

The certificates that mature in fiscal year 2034, are subject to mandatory sinking fund redemption. The mandatory sinking fund redemption is to occur on March 1, 2034 at 100 percent of the principal amount thereof plus accrued interest to the date of redemption according to the following schedule:

<u>Fiscal Year</u>	<u>Principal Amount to be Redeemed</u>
2034	\$340,000

The certificates that mature in fiscal year 2036, are subject to mandatory sinking fund redemption. The mandatory sinking fund redemption is to occur on March 1, 2036 at 100 percent of the principal amount thereof plus accrued interest to the date of redemption according to the following schedule:

<u>Fiscal Year</u>	<u>Principal Amount to be Redeemed</u>
2036	\$370,000

At June 30, 2023 the School District's overall legal debt margin was \$61,912,194 with an unvoted debt margin of \$1,824,407.

NOTE 16 - SET-ASIDES

The School District is required by State statute to annually set aside in the general fund an amount based on a statutory formula for the acquisition and construction of capital improvements. Amounts not spent by year-end or offset by similarly restricted resources received during the year must be held in cash at year-end and carried forward to be used for the same purposes in future years.

Willoughby-Eastlake City School District
Lake County, Ohio

Notes to the Basic Financial Statements
For the Fiscal Year Ended June 30, 2023

The following cash basis information describes the change in the set-aside amounts for capital improvements. Disclosure of this information is required by State statute.

	Capital Improvements
Set-Aside Restricted Balance June 30, 2022	\$ -
Current Year Set-Aside Requirement	1,508,816
Current Year Offsets	(2,170,700)
Total	\$ (661,884)
Set-Aside Balance Carried Forward to Fiscal Year 2024	\$ -
Set-Aside Restricted Balance June 30, 2023	\$ -

Although the School District had offsets during the fiscal year that reduced the set-aside amount below zero for the capital acquisition set-aside, this amount may not be used to reduce the set-aside requirement of future years. Therefore, the negative amount is not presented as being carried forward to future years.

NOTE 17 – ENCUMBRANCE COMMITMENTS

Outstanding encumbrances for governmental funds include \$26,340 for the general fund and \$789,821 for nonmajor governmental funds.

NOTE 18 - CONTINGENCIES

School Foundation

School District foundation funding is based on the annualized full-time equivalent (FTE) enrollment of each student. The Ohio Department of Education (ODE) is legislatively required to adjust/reconcile funding as enrollment information is updated by schools throughout the State, which can extend past the fiscal year end. As of the date of this report, ODE adjustments for fiscal year 2023 are finalized.

Grants

The School District received financial assistance from federal and State agencies in the form of grants. The expenditure of funds received under these programs generally requires compliance with terms and conditions specified in the grant agreements and is subject to audit by the grantor agencies. Any disallowed claims resulting from such audits could become a liability of the General Fund or other applicable funds. However, the effect of any such disallowed claims on the overall financial position of the School District at June 30, 2023, if applicable, cannot be determined at this time.

Litigation

The School District is not party to any claims or lawsuits that would, in the School District’s opinion, have a material effect of the basic financial statements.

Willoughby Eastlake City School District
Lake County, Ohio
Required Supplementary Information
Schedule of the School District's Proportionate Share of the Net Pension Liability
Last Ten Fiscal Years

	2023	2022	2021	2020
<i>School Employees Retirement System (SERS)</i>				
School District's Proportion of the Net Pension Liability	0.4221044%	0.4037250%	0.4374247%	0.4412914%
School District's Proportionate Share of the Net Pension Liability	\$ 22,830,689	\$ 14,896,282	\$ 28,932,191	\$ 26,403,238
School District's Covered Payroll	\$ 15,999,564	\$ 13,680,050	\$ 15,358,671	\$ 15,107,911
School District's Proportionate Share of the Net Pension Liability as a Percentage of its Covered Payroll	142.70%	108.89%	188.38%	174.76%
Plan Fiduciary Net Position as a Percentage of the Total Pension Liability	75.82%	82.86%	68.55%	70.85%
<i>State Teachers Retirement System (STRS)</i>				
School District's Proportion of the Net Pension Liability	0.38167153%	0.39387155%	0.41079689%	0.41857864%
School District's Proportionate Share of the Net Pension Liability	\$ 84,846,061	\$ 50,360,017	\$ 99,398,230	\$ 92,566,151
School District's Covered Payroll	\$ 50,996,993	\$ 43,682,993	\$ 53,823,629	\$ 49,204,329
School District's Proportionate Share of the Net Pension Liability as a Percentage of its Covered Payroll	166.37%	115.29%	184.67%	188.13%
Plan Fiduciary Net Position as a Percentage of the Total Pension Liability	78.90%	87.80%	75.50%	77.40%

Note: The amounts presented for each fiscal year were determined as of the measurement date, which is the prior fiscal year.

2019	2018	2017	2016	2015	2014
0.4639978%	0.4220560%	0.4269658%	0.4376925%	0.4308390%	0.4308390%
\$ 26,574,013	\$ 25,216,914	\$ 31,249,957	\$ 24,975,158	\$ 21,804,516	\$ 25,620,613
\$ 14,938,859	\$ 13,814,986	\$ 10,439,993	\$ 9,842,716	\$ 9,852,128	\$ 11,251,987
177.89%	182.53%	299.33%	253.74%	221.32%	227.70%
71.36%	69.50%	62.98%	69.16%	71.70%	65.52%
0.41200689%	0.39832963%	0.39877961%	0.38995379%	0.38491924%	0.38491924%
\$ 90,591,064	\$ 94,624,057	\$ 133,483,556	\$ 107,771,821	\$ 93,625,680	\$ 111,526,298
\$ 47,152,086	\$ 45,102,621	\$ 41,947,143	\$ 41,219,850	\$ 38,997,438	\$ 37,928,138
192.13%	209.80%	318.22%	261.46%	240.08%	294.05%
77.31%	75.30%	66.80%	72.10%	74.70%	69.30%

See accompanying notes to the required supplementary information.

Willoughby Eastlake City School District
Lake County, Ohio
Required Supplementary Information
Schedule of the School District's Contributions - Pension
Last Ten Fiscal Years

	<u>2023</u>	<u>2022</u>	<u>2021</u>	<u>2020</u>
<i>School Employees Retirement System (SERS)</i>				
Contractually Required Contribution	\$ 2,252,630	\$ 2,239,939	\$ 1,915,207	\$ 2,150,214
Contributions in Relation to the Contractually Required Contribution	<u>(2,252,630)</u>	<u>(2,239,939)</u>	<u>(1,915,207)</u>	<u>(2,150,214)</u>
Contribution Deficiency (Excess)	<u>\$ -</u>	<u>\$ -</u>	<u>\$ -</u>	<u>\$ -</u>
School District's Covered Payroll	\$ 16,090,214	\$ 15,999,564	\$ 13,680,050	\$ 15,358,671
Pension Contributions as a Percentage of Covered Payroll	14.00%	14.00%	14.00%	14.00%
<i>State Teachers Retirement System (STRS)</i>				
Contractually Required Contribution	\$ 6,634,983	\$ 7,139,579	\$ 6,115,619	\$ 7,535,308
Contributions in Relation to the Contractually Required Contribution	<u>(6,634,983)</u>	<u>(7,139,579)</u>	<u>(6,115,619)</u>	<u>(7,535,308)</u>
Contribution Deficiency (Excess)	<u>\$ -</u>	<u>\$ -</u>	<u>\$ -</u>	<u>\$ -</u>
School District's Covered Payroll	\$ 47,392,736	\$ 50,996,993	\$ 43,682,993	\$ 53,823,629
Pension Contributions as a Percentage of Covered Payroll	14.00%	14.00%	14.00%	14.00%

See accompanying notes to the required supplementary information.

<u>2019</u>	<u>2018</u>	<u>2017</u>	<u>2016</u>	<u>2015</u>	<u>2014</u>
\$ 2,039,568	\$ 2,016,746	\$ 1,934,098	\$ 1,461,599	\$ 1,297,270	\$ 1,365,505
<u>(2,039,568)</u>	<u>(2,016,746)</u>	<u>(1,934,098)</u>	<u>(1,461,599)</u>	<u>(1,297,270)</u>	<u>(1,365,505)</u>
<u>\$ -</u>	<u>\$ -</u>	<u>\$ -</u>	<u>\$ -</u>	<u>\$ -</u>	<u>\$ -</u>
\$ 15,107,911	\$ 14,938,859	\$ 13,814,986	\$ 10,439,993	\$ 9,842,716	\$ 9,852,128
13.50%	13.50%	14.00%	14.00%	13.18%	13.86%
\$ 6,888,606	\$ 6,601,292	\$ 6,314,367	\$ 5,872,600	\$ 5,770,779	\$ 5,069,667
<u>(6,888,606)</u>	<u>(6,601,292)</u>	<u>(6,314,367)</u>	<u>(5,872,600)</u>	<u>(5,770,779)</u>	<u>(5,069,667)</u>
<u>-</u>	<u>-</u>	<u>-</u>	<u>-</u>	<u>-</u>	<u>-</u>
\$ 49,204,329	\$ 47,152,086	\$ 45,102,621	\$ 41,947,143	\$ 41,219,850	\$ 38,997,438
14.00%	14.00%	14.00%	14.00%	14.00%	13.00%

See accompanying notes to the required supplementary information.

Willoughby Eastlake City School District
Lake County, Ohio
Required Supplementary Information
Schedule of the School District's Proportionate Share of the Net OPEB Liability/(Asset)
Last Seven Years (1)

	2023	2022	2021	2020
<i>School Employees Retirement System (SERS)</i>				
School District's Proportion of the Net OPEB Liability	0.4319867%	0.4165060%	0.4535840%	0.4518160%
School District's Proportionate Share of the Net OPEB Liability	\$ 6,065,138	\$ 7,882,708	\$ 9,857,873	\$ 11,362,210
School District's Covered Payroll	\$ 15,999,564	\$ 13,680,050	\$ 15,358,671	\$ 15,107,911
School District's Proportionate Share of the Net OPEB Liability as a Percentage of its Covered Payroll	37.91%	57.62%	328.46%	75.21%
Plan Fiduciary Net Position as a Percentage of the Total OPEB Liability	30.34%	24.08%	18.17%	15.57%
<i>State Teachers Retirement System (STRS)</i>				
School District's Proportion of the Net OPEB Liability/(Asset)	0.38167153%	0.39387200%	0.41079700%	0.41857900%
School District's Proportionate Share of the Net OPEB Liability/(Asset)	\$ (9,882,747)	\$ (8,304,468)	\$ (7,219,749)	\$ (6,932,673)
School District's Covered Payroll	\$ 50,996,993	\$ 43,682,993	\$ 53,823,629	\$ 49,204,329
School District's Proportionate Share of the Net OPEB Liability/(Asset) as a Percentage of its Covered Payroll	-19.38%	-19.01%	-78.26%	-14.09%
Plan Fiduciary Net Position as a Percentage of the Total OPEB Liability	230.73%	174.73%	182.10%	174.70%

(1) Information prior to 2017 is not available.

Note: The amounts presented for each fiscal year were determined as of the measurement date, which is the prior fiscal year.

2019	2018	2017
0.4675285%	0.4279868%	0.4317695%
\$ 12,970,504	\$ 11,486,041	\$ 12,307,029
\$ 14,938,859	\$ 13,814,986	\$ 10,439,993
86.82%	83.14%	117.88%
13.57%	12.46%	11.49%
0.41200689%	0.39832963%	0.39877961%
\$ (6,620,530)	\$ 15,541,352	\$ 21,326,837
\$ 47,152,086	\$ 45,102,621	\$ 41,947,143
-14.04%	34.46%	50.84%
176.00%	47.10%	37.30%

See accompanying notes to the required supplementary information.

Willoughby Eastlake City School District
Lake County, Ohio
Required Supplementary Information
Schedule of the School District's Contributions - OPEB
Last Ten Fiscal Years

	<u>2023</u>	<u>2022</u>	<u>2021</u>	<u>2020</u>
<i>School Employees Retirement System (SERS)</i>				
Contractually Required Contribution (1)	\$ 302,995	\$ 248,061	\$ 268,548	\$ 289,830
Contributions in Relation to the Contractually Required Contribution	<u>(302,995)</u>	<u>(248,061)</u>	<u>(268,548)</u>	<u>(289,830)</u>
Contribution Deficiency (Excess)	<u>\$ -</u>	<u>\$ -</u>	<u>\$ -</u>	<u>\$ -</u>
School District's Covered Payroll	\$ 16,090,214	\$ 15,999,564	\$ 13,680,050	\$ 15,358,671
OPEB Contributions as a Percentage of Covered Payroll (1)	1.88%	1.55%	1.96%	1.89%
<i>State Teachers Retirement System (STRS)</i>				
Contractually Required Contribution	\$ -	\$ -	\$ -	\$ -
Contributions in Relation to the Contractually Required Contribution	<u>-</u>	<u>-</u>	<u>-</u>	<u>-</u>
Contribution Deficiency (Excess)	<u>\$ -</u>	<u>\$ -</u>	<u>\$ -</u>	<u>\$ -</u>
School District's Covered Payroll	\$ 47,392,736	\$ 50,996,993	\$ 43,682,993	\$ 53,823,629
OPEB Contributions as a Percentage of Covered Payroll	0.00%	0.00%	0.00%	0.00%

(1) Includes surcharge
n/a - Information not readily available.

<u>2019</u>	<u>2018</u>	<u>2017</u>	<u>2016</u>	<u>2015</u>	<u>2014</u>
\$ 349,339	\$ 313,073	\$ 231,864	\$ 214,558	\$ 293,566	\$ 150,031
<u>(349,339)</u>	<u>(313,073)</u>	<u>(231,864)</u>	<u>(214,558)</u>	<u>(293,566)</u>	<u>(150,031)</u>
<u>\$ -</u>	<u>\$ -</u>	<u>\$ -</u>	<u>\$ -</u>	<u>\$ -</u>	<u>\$ -</u>
\$ 15,107,911	\$ 14,938,859	\$ 13,814,986	\$ 10,439,993	\$ 9,842,716	\$ 9,852,128
2.31%	2.10%	1.68%	2.06%	2.98%	1.52%
\$ -	\$ -	\$ -	\$ -	\$ -	\$ 389,974
<u>-</u>	<u>-</u>	<u>-</u>	<u>-</u>	<u>-</u>	<u>(389,974)</u>
<u>\$ -</u>	<u>\$ -</u>	<u>\$ -</u>	<u>\$ -</u>	<u>\$ -</u>	<u>\$ -</u>
\$ 49,204,329	\$ 47,152,086	\$ 45,102,621	\$ 41,947,143	\$ 41,219,850	\$ 38,997,438
0.00%	0.00%	0.00%	0.00%	0.00%	1.00%

See accompanying notes to the required supplementary information.

Willoughby-Eastlake City School District
Lake County, Ohio

Notes to the Required Supplementary Information
For the Fiscal Year Ended June 30, 2023

NOTE 1 - NET PENSION LIABILITY

There were no changes in assumptions or benefit terms for the fiscal years reported unless otherwise stated below:

Changes in Assumptions - SERS

For fiscal year 2022, the SERS Board adopted the following assumption changes:

- Assumed rate of inflation was reduced from 3.00 percent to 2.40 percent
- Payroll growth assumption was reduced from 3.50 percent to 1.75 percent
- Assumed real wage growth was reduced from 0.50 percent to 0.85 percent
- Discount rate was reduced from 7.50 percent to 7.00 percent
- Rates of withdrawal, retirement and disability were updated to reflect recent experience.
- Mortality among active members, service retirees and beneficiaries, and disabled members were updated.

For fiscal year 2017, the SERS Board adopted the following assumption changes:

- Assumed rate of inflation was reduced from 3.25 percent to 3.00 percent
- Payroll Growth Assumption was reduced from 4.00 percent to 3.50 percent
- Assumed real wage growth was reduced from 0.75 percent to 0.50 percent
- Rates of withdrawal, retirement and disability were updated to reflect recent experience.
- Mortality among active members was updated to RP-2014 Blue Collar Mortality Table with fully generational projection and a five year age set-back for both males and females.
- Mortality among service retired members, and beneficiaries was updated to RP-2014 Blue Collar Mortality Table with fully generational projection with Scale BB, 120 percent of male rates, and 110 percent of female rates.
- Mortality among disabled members was updated to RP-2000 Disabled Mortality Table, 90 percent for male rates and 100 percent for female rates, set back five years is used for the period after disability retirement.

Changes in Benefit Terms - SERS

For fiscal year 2022, cost-of-living adjustments were increased from 2.00 percent to 2.50 percent.

For fiscal year 2021, cost-of-living adjustments were reduced from 2.50 percent to 2.00 percent.

For fiscal year 2018, the cost-of-living adjustment was changed from a fixed 3.00 percent to a cost-of-living adjustment that is indexed to CPI-W not greater than 2.50 percent with a floor of zero percent beginning January 1, 2018. In addition, with the authority granted the Board under HB 49, the Board has enacted a three-year COLA suspension for benefit recipients in calendar years 2018, 2019 and 2020.

Willoughby-Eastlake City School District
Lake County, Ohio

Notes to the Required Supplementary Information
For the Fiscal Year Ended June 30, 2023

Changes in Assumptions – STRS

For fiscal year 2022, the Retirement Board approved several changes to the actuarial assumptions. The salary increases were where changed from 12.50 percent at age 20 to 2.50 percent at age 65 to varying by service from 2.50 percent to 8.50 percent. The healthy and disabled mortality assumptions were updated to the Pub-2010 mortality tables with generational improvement scale MP-2020.

For fiscal year 2021, the long term expected rate of return was reduced from 7.45 percent to 7.00 percent.

For fiscal year 2018, the Retirement Board approved several changes to the actuarial assumptions in 2017. The long term expected rate of return was reduced from 7.75 percent to 7.45 percent, the inflation assumption was lowered from 2.75 percent to 2.50 percent, the payroll growth assumption was lowered to 3.00 percent, and total salary increases rate was lowered by decreasing the merit component of the individual salary increases, in addition to a decrease of 0.25 percent due to lower inflation. The healthy and disabled mortality assumptions were updated to the RP-2014 mortality tables with generational improvement scale MP-2016. Rates of retirement, termination and disability were modified to better reflect anticipated future experience.

Changes in Benefit Terms - STRS

For fiscal year 2018, the cost-of-living adjustment (COLA) was reduced to zero.

NOTE 2 - NET OPEB LIABILITY (ASSET)

Changes in Assumptions – SERS

Amounts reported incorporate changes in key methods and assumptions used in calculating the total OPEB liability as presented as follows:

Municipal Bond Index Rate:

Fiscal year 2023	3.69 percent
Fiscal year 2022	1.92 percent
Fiscal year 2021	2.45 percent
Fiscal year 2020	3.13 percent
Fiscal year 2019	3.62 percent
Fiscal year 2018	3.56 percent
Fiscal year 2017	2.92 percent

Single Equivalent Interest Rate, net of plan investment expense, including price inflation:

Fiscal year 2023	4.08 percent
Fiscal year 2022	2.27 percent
Fiscal year 2021	2.63 percent
Fiscal year 2020	3.22 percent
Fiscal year 2019	3.70 percent
Fiscal year 2018	3.63 percent
Fiscal year 2017	2.98 percent

Willoughby-Eastlake City School District
Lake County, Ohio

Notes to the Required Supplementary Information
For the Fiscal Year Ended June 30, 2023

Pre-Medicare Trend Assumption

Fiscal year 2023	6.75 percent initially, decreasing to 4.40 percent
Fiscal year 2022	6.75 percent initially, decreasing to 4.40 percent
Fiscal year 2021	7.00 percent initially, decreasing to 4.75 percent
Fiscal year 2020	7.00 percent initially, decreasing to 4.75 percent
Fiscal year 2019	7.25 percent initially, decreasing to 4.75 percent
Fiscal year 2018	7.50 percent initially, decreasing to 4.00 percent

Medicare Trend Assumption

Fiscal year 2023	7.00 percent initially, decreasing to 4.40 percent
Fiscal year 2022	5.125 percent initially, decreasing to 4.40 percent
Fiscal year 2021	5.25 percent initially, decreasing to 4.75 percent
Fiscal year 2020	5.25 percent initially, decreasing to 4.75 percent
Fiscal year 2019	5.375 percent initially, decreasing to 4.75 percent
Fiscal year 2018	5.50 percent initially, decreasing to 5.00 percent

Changes in Benefit Terms - SERS

There have been no changes to the benefit provisions.

Changes in Assumptions – STRS

For fiscal year 2022, the healthy and disabled mortality assumptions were updated to the RPub-2010 mortality tables with generational improvement scale MP-2020. Rates of retirement, termination and disability were modified to better reflect anticipated future experience.

For fiscal year 2022, the following changes were made to the actuarial assumptions:

- Projected salary increases from 3.25 to 10.75 percent, including wage inflation to varying by service from 2.50 to 8.50 percent
- Medicare medical health care cost trends from -16.18 percent initial to -68.78 percent initial and 4.00 percent ultimate to 3.94 percent ultimate
- Medicare prescription drug health care cost trends from 29.98 percent initial to -5.47 percent initial and 4.00 percent ultimate to 3.94 percent ultimate

For fiscal year 2021, valuation year per capita health care costs were updated. Health care cost trend rates ranged from -5.20 percent to 9.60 percent initially for fiscal year 2020 and changed for fiscal year 2021 to a range of -6.69 percent to 11.87 percent, initially.

For fiscal year 2019, the discount rate was increased from the blended rate of 4.13 percent to the long-term expected rate of return of 7.45 percent. Valuation year per capita health care costs were updated. Health care cost trend rates ranged from 6.00 percent to 11 percent initially and a 4.50 percent ultimate rate for fiscal year 2018 and changed for fiscal year 2019 to a range of -5.20 percent to 9.60 percent, initially and a 4.00 ultimate rate.

For fiscal year 2018, the blended discount rate was increased from 3.26 percent to 4.13 percent. Valuation year per capita health care costs were updated, and the salary scale was modified. The percentage of future retirees electing each option was updated based on current data and the percentage of future disabled retirees and

Willoughby-Eastlake City School District
Lake County, Ohio

Notes to the Required Supplementary Information
For the Fiscal Year Ended June 30, 2023

terminated vested participants electing health coverage were decreased. The assumed mortality, disability, retirement, withdrawal and future health care cost trend rates were modified along with the portion of rebated prescription drug costs.

Changes in Benefit Terms – STRS

For fiscal year 2021, there were no changes to the claims costs process. Claim curves were updated to reflect the projected fiscal year 2021 premium based on June 30, 2020 enrollment distribution. The non-Medicare subsidy percentage was increased effective January 1, 2021 from 1.984 percent to 2.055 percent per year of service. The non-Medicare frozen subsidy base premium was increased effective January 1, 2021. The Medicare subsidy percentages were adjusted effective January 1, 2021 to .1 percent for the AMA Medicare plan. The Medicare Part B monthly reimbursement elimination date was postponed indefinitely.

For fiscal year 2020, there was no change to the claims costs process. Claim curves were trended to the fiscal year ending June 30, 2020 to reflect the current price renewals. The non-Medicare subsidy percentage was increased effective January 1, 2020 from 1.944 percent to 1.984 percent per year of service. The non-Medicare frozen subsidy base premium was increased effective January 1, 2020. The Medicare subsidy percentages were adjusted effective January 1, 2021 to 2.1 percent for the Medicare plan. The Medicare Part B monthly reimbursement elimination date was postponed to January 1, 2021

For fiscal year 2019, the subsidy multiplier for non-Medicare benefit recipients was increased from 1.9 percent to 1.944 percent per year of service effective January 1, 2019. The non-Medicare frozen subsidy base premium was increased effective January 1, 2019 and all remaining Medicare Part B premium reimbursements will be discontinued beginning January 1, 2020.

For fiscal year 2018, the subsidy multiplier for non-Medicare benefit recipients was reduced from 2.1 percent to 1.9 percent per year of service. Medicare Part B premium reimbursements were discontinued for certain survivors and beneficiaries and all remaining Medicare Part B premium reimbursements will be discontinued beginning January 2019. This was subsequently extended, see above paragraph.

This page intentionally left blank.

Combining and Individual Fund Statements and Schedules

Combining Statements– Nonmajor Governmental Funds

Nonmajor Special Revenue Funds

The Special Revenue Funds are used to account for the proceeds of specific sources (other than amounts relating to expendable trusts or major capital projects) that are legally restricted to expenditure for specified purposes. With the implementation of GASB No. 54, the special services, public school support, miscellaneous enterprise activities and termination benefits funds, have been classified with the general fund for GAAP reporting purposes. However, these funds have their own legally adopted budgets. As a result, an Individual Fund Schedules of Revenues, Expenditures and Changes in Fund Balance – Budget (Non-GAAP Basis) and Actual have been presented for these funds. The title of each special revenue fund is descriptive of the activities accounted for therein. General funds that are budgeted as special revenue are included with special revenue in the fund descriptions but not part of the special revenue combining financial statements. The special revenue funds are:

Special Services Fund This fund accounts for and reports receipts and purchases made in connection with the sale of consumer services provided by the vocational education classes of the School District.

Public School Support Fund This fund accounts for specific local revenue sources (i.e. profits from vending machines, sales of pictures, etc.) that are restricted to expenditures for specified purposes approved by board resolution. Such expenditures may include curricular and extra-curricular related purchases.

Miscellaneous Enterprise Activities Fund This fund accounts for and reports charges for services, tuition and associated expenditures generated from afterschool programs and pool and fieldhouse maintenance.

Termination Benefits Fund This fund accounts for money committed for paying termination benefits.

Food Service Fund This fund accounts for and reports charges for services and operating grants restricted to the food service operations of the School District.

Special Trust Fund This fund accounts for restricted monies used for student scholarships and programs.

Local Grants Fund This fund accounts for and reports various restricted grants received to promote community involvement and to support activities between the school and the community.

Student Activities Fund This fund accounts for and reports resources restricted to the student bodies of the various schools, accounting for sales and other revenue generating activities for which the School District has administrative involvement.

District Managed Activities Fund This fund accounts for and reports restricted gate receipts and revenues from athletic events and costs (except supplemental coaching contracts) of the School District's athletic program.

Adult Nursing Fund This fund accounts for and reports restricted grant and financial aid monies received to provide post-secondary education in nursing.

Adult LPN Fund This fund accounts for and reports tuition and fees charged for those adult students pursuing an LPN license.

Preschool At Risk Fund This fund accounts for and reports restricted State grant monies used to provide preschool education for students of low income families.

Network Connectivity Fund This fund accounts for and reports restricted State grant monies expended to complete and enhance the School District's computer network.

Student Wellness Fund This fund accounts for and reports monies restricted for student wellness and success initiatives.

Miscellaneous State Grants Fund This fund accounts for and reports restricted State monies which support academic and enrichment programs for the student body.

JTPA Fund (Youth Programs Job Training Partnership Act) This fund accounts for and reports restricted Federal monies received to provide programs and services including job training and employment assistance for economically disadvantage adults and at-risk youth.

ESSER Fund - This fund accounts for monies received through the Coronavirus Aid, Relief, and Economic Security (CARES) Act and Coronavirus Response and Relief Supplemental Appropriations Act (CRRSAA) which provide relief grants to school districts related to the COVID-19 pandemic. Expenditures include, but are not limited to, preparedness and response, training of staff, and purchasing technology.

Title VI-B Fund This fund accounts for and reports restricted Federal grant monies used to assist schools in the identification of handicapped children, development of procedural safeguards, implementation of least restrictive alternative patterns, and provision of full educational opportunities to handicapped children at the preschool, elementary, and secondary levels.

Title I Non-Competitive Supplemental Fund This fund accounts for and reports restricted Federal funds used to assist the School District in supporting high-quality, sustainable school improvement activities that increase student achievement and address the needs of identified schools.

Title III Fund This fund accounts for and reports restricted Federal monies used for costs associated with English proficiency.

Title I Fund This fund accounts for and reports restricted Federal grant monies used to assist the School District in meeting the special needs of educationally deprived children.

Drug Free Schools Fund This fund accounts for and reports restricted Federal grant monies used to assist the School District in offering a variety of activities designed to prevent school violence, youth drug use and to help create a safe, disciplined and drug-free environment that supports student academic achievement.

Preschool Disability Fund This fund accounts for and reports restricted Federal grant revenues used for speech therapy services and instructional supplies used in preschool programs.

Class Size Reduction Fund This fund accounts for restricted Federal funds used for professional development and hiring of fully qualified teachers in order to improve educational achievement by reducing class sizes.

Miscellaneous Federal Grants Fund This fund accounts for and reports restricted Federal monies which support academic and enrichment programs for the student body.

Nonmajor Debt Service Fund

The Debt Service Fund is used to account for and report financial resources that are restricted, committed or assigned to expenditures for principal and interest.

Bond Retirement Fund This fund is used to account for and report restricted property taxes for the payment of school improvement general obligation bond, principal, interest and related costs.

Nonmajor Capital Projects Funds

The Capital Projects Funds are used to account for and report financial resources that are restricted, committed or assigned to expenditure for capital outlays including the acquisition or construction of major capital facilities and other capital assets, other than those financed by proprietary fund or for assets that will be held in trust. Following is a description of the nonmajor capital projects funds:

Permanent Improvement Fund This fund accounts for and reports a tax levy, bond and note proceeds and contributions restricted for the acquisition, construction or improvement of capital facilities.

Building Fund The building fund accounts for and reports bond and note proceeds restricted for the various capital improvements within the School District.

Willoughby-Eastlake City School District
Lake County, Ohio
Combining Balance Sheet
Nonmajor Governmental Funds
June 30, 2023

	Nonmajor Special Revenue Funds	Nonmajor Capital Projects Funds	Bond Retirement Fund	Total Nonmajor Governmental Funds
Assets				
Equity in Pooled Cash and Investments	\$ 6,215,543	\$ 1,590,378	\$ 6,336,009	\$ 14,141,930
Investments With Escrow Agents	-	-	1,751,481	1,751,481
Intergovernmental Receivable	2,689,856	-	-	2,689,856
Taxes Receivable	-	1,876,994	5,805,568	7,682,562
<i>Total Assets</i>	<u>\$ 8,905,399</u>	<u>\$ 3,467,372</u>	<u>\$ 13,893,058</u>	<u>\$ 26,265,829</u>
Liabilities				
Accounts Payable	\$ 3,163	\$ -	\$ -	\$ 3,163
Accrued Wages and Benefits	641,245	-	-	641,245
Intergovernmental Payable	178,024	-	-	178,024
Interfund Payable	1,613,097	-	-	1,613,097
Unearned Revenue	1,010,265	-	-	1,010,265
<i>Total Liabilities</i>	<u>3,445,794</u>	<u>-</u>	<u>-</u>	<u>3,445,794</u>
Deferred Inflows of Resources				
Property Taxes Levied for the Next Year	-	1,703,423	5,268,711	6,972,134
Unavailable Revenue	2,219,244	40,668	125,788	2,385,700
<i>Total Deferred Inflows of Resources</i>	<u>2,219,244</u>	<u>1,744,091</u>	<u>5,394,499</u>	<u>9,357,834</u>
Fund Balances				
Restricted	4,870,325	1,723,281	8,498,559	15,092,165
Unassigned	(1,629,964)	-	-	(1,629,964)
<i>Total Fund Balance</i>	<u>3,240,361</u>	<u>1,723,281</u>	<u>8,498,559</u>	<u>13,462,201</u>
<i>Total Liabilities, Deferred Inflows of Resources and Fund Balances</i>	<u>\$ 8,905,399</u>	<u>\$ 3,467,372</u>	<u>\$ 13,893,058</u>	<u>\$ 26,265,829</u>

**Willoughby-Eastlake City School District
Lake County, Ohio**

*Combining Statement of Revenues, Expenditures and Changes in Fund Balances
Nonmajor Governmental Funds
For the Fiscal Year Ended June 30, 2023*

	Nonmajor Special Revenue Funds	Nonmajor Capital Projects Funds	Bond Retirement Fund	Total Nonmajor Governmental Funds
Revenues				
Property and Other Local Taxes	\$ -	\$ 1,950,298	\$ 5,999,109	\$ 7,949,407
Intergovernmental	10,514,987	432,293	117,108	11,064,388
Investment Income	3,025	-	69,406	72,431
Tuition and Fees	816,985	-	-	816,985
Extracurricular Activities	474,844	-	-	474,844
Charges for Services	990,409	-	-	990,409
Contributions and Donations	61,578	-	-	61,578
Miscellaneous	96,640	-	-	96,640
<i>Total Revenues</i>	<u>12,958,468</u>	<u>2,382,591</u>	<u>6,185,623</u>	<u>21,526,682</u>
Expenditures				
Current:				
Instruction:				
Regular	2,094,568	-	-	2,094,568
Special	3,019,470	-	-	3,019,470
Vocational	57,943	-	-	57,943
Adult/Continuing	2,081,508	-	-	2,081,508
Student Intervention Services	2,140	-	-	2,140
Other	211,827	-	-	211,827
Support Services:				
Pupils	392,647	-	-	392,647
Instructional Staff	1,061,958	-	-	1,061,958
Administration	501,754	-	-	501,754
Fiscal	2,481	25,379	79,089	106,949
Business	1,873	-	-	1,873
Operation and Maintenance of Plant	572,610	4,195	-	576,805
Pupil Transportation	185,815	99,610	-	285,425
Central	33,213	-	-	33,213
Operation of Non-Instructional/Shared Services:				
Food Service Operations	2,814,294	-	-	2,814,294
Community Services	52,954	-	-	52,954
Extracurricular Activities	432,102	-	-	432,102
Capital Outlay	-	583,223	-	583,223
Debt Service				
Principal Retirement	-	-	2,120,205	2,120,205
Interest and Fiscal Charges	-	-	5,312,814	5,312,814
<i>Total Expenditures</i>	<u>13,519,157</u>	<u>712,407</u>	<u>7,512,108</u>	<u>21,743,672</u>
<i>Excess of Revenues Over (Under) Expenditures</i>	<u>(560,689)</u>	<u>1,670,184</u>	<u>(1,326,485)</u>	<u>(216,990)</u>
Other Financing Sources (Uses)				
Insurance Recoveries	-	586,707	-	586,707
Transfers In	-	-	3,068,049	3,068,049
Transfers Out	-	(3,068,049)	-	(3,068,049)
<i>Total Other Financing Sources (Uses)</i>	<u>-</u>	<u>(2,481,342)</u>	<u>3,068,049</u>	<u>586,707</u>
<i>Net Change in Fund Balances</i>	<u>(560,689)</u>	<u>(811,158)</u>	<u>1,741,564</u>	<u>369,717</u>
<i>Fund Balances Beginning of Year</i>	<u>3,801,050</u>	<u>2,534,439</u>	<u>6,756,995</u>	<u>13,092,484</u>
<i>Fund Balances End of Year</i>	<u>\$ 3,240,361</u>	<u>\$ 1,723,281</u>	<u>\$ 8,498,559</u>	<u>\$ 13,462,201</u>

Willoughby-Eastlake City School District
Lake County, Ohio
Combining Balance Sheet
Nonmajor Special Revenue Funds
June 30, 2023

	Food Service	Special Trust	Local Grants	Student Activities	District Managed Activities
Assets					
Equity in Pooled Cash and Investments	\$ 2,642,690	\$ 206,614	\$ 53,198	\$ 337,478	\$ 394,767
Intergovernmental Receivable	-	-	-	-	-
<i>Total Assets</i>	<u>\$ 2,642,690</u>	<u>\$ 206,614</u>	<u>\$ 53,198</u>	<u>\$ 337,478</u>	<u>\$ 394,767</u>
Liabilities					
Accounts Payable	\$ -	\$ 236	\$ -	\$ -	\$ 87
Accrued Wages and Benefits	100,962	-	-	-	-
Intergovernmental Payable	48,631	-	-	-	-
Interfund Payable	-	-	-	-	-
Unearned Revenue	-	-	-	-	-
<i>Total Liabilities</i>	<u>149,593</u>	<u>236</u>	<u>-</u>	<u>-</u>	<u>87</u>
Deferred Inflows of Resources					
Unavailable Revenue	-	-	-	-	-
Fund Balances					
Restricted	2,493,097	206,378	53,198	337,478	394,680
Unassigned	-	-	-	-	-
<i>Total Fund Balances (Deficit)</i>	<u>2,493,097</u>	<u>206,378</u>	<u>53,198</u>	<u>337,478</u>	<u>394,680</u>
<i>Total Liabilities, Deferred Inflows of Resources and Fund Balances</i>	<u>\$ 2,642,690</u>	<u>\$ 206,614</u>	<u>\$ 53,198</u>	<u>\$ 337,478</u>	<u>\$ 394,767</u>

Adult Nursing	Adult LPN	Preschool At Risk	Network Connectivity	Student Wellness	Miscellaneous State Grants	JTPA
\$ -	\$ 1,212,245	\$ 56	\$ 21,728	\$ -	\$ 38,899	\$ 191,158
-	-	85,870	-	-	45,000	-
<u>\$ -</u>	<u>\$ 1,212,245</u>	<u>\$ 85,926</u>	<u>\$ 21,728</u>	<u>\$ -</u>	<u>\$ 83,899</u>	<u>\$ 191,158</u>
\$ -	\$ -	\$ -	\$ -	\$ -	\$ -	\$ -
-	78,160	7,403	-	-	-	23,034
-	29,526	3,356	-	-	-	4,494
-	-	16,800	-	-	-	-
-	-	-	-	-	-	-
-	107,686	27,559	-	-	-	27,528
-	-	85,870	-	-	45,000	-
-	1,104,559	-	21,728	-	38,899	163,630
-	-	(27,503)	-	-	-	-
-	1,104,559	(27,503)	21,728	-	38,899	163,630
<u>\$ -</u>	<u>\$ 1,212,245</u>	<u>\$ 85,926</u>	<u>\$ 21,728</u>	<u>\$ -</u>	<u>\$ 83,899</u>	<u>\$ 191,158</u>

(continued)

Willoughby-Eastlake City School District
Lake County, Ohio
Combining Balance Sheet
Nonmajor Special Revenue Funds
June 30, 2023

	ESSER	Title VI-B	Title I Non- Competitive Supplemental	Title III	Title I
Assets					
Equity in Pooled Cash and Investments	\$ -	\$ 145	\$ 40	\$ -	\$ -
Intergovernmental Receivable	1,124,873	696,910	182,176	-	373,899
<i>Total Assets</i>	<u>\$ 1,124,873</u>	<u>\$ 697,055</u>	<u>\$ 182,216</u>	<u>\$ -</u>	<u>\$ 373,899</u>
Liabilities					
Accounts Payable	\$ -	\$ -	\$ -	\$ -	\$ 2,681
Accrued Wages and Benefits	-	269,981	-	-	156,898
Intergovernmental Payable	30,687	31,536	-	-	22,365
Interfund Payable	754,339	445,500	101,000	-	150,123
Unearned Revenue	-	-	-	-	-
<i>Total Liabilities</i>	<u>785,026</u>	<u>747,017</u>	<u>101,000</u>	<u>-</u>	<u>332,067</u>
Deferred Inflows of Resources					
Unavailable Revenue	731,462	696,910	182,176	-	334,050
Fund Balances					
Restricted	-	-	-	-	-
Unassigned	(391,615)	(746,872)	(100,960)	-	(292,218)
<i>Total Fund Balances (Deficit)</i>	<u>(391,615)</u>	<u>(746,872)</u>	<u>(100,960)</u>	<u>-</u>	<u>(292,218)</u>
<i>Total Liabilities, Deferred Inflows of Resources and Fund Balances</i>	<u>\$ 1,124,873</u>	<u>\$ 697,055</u>	<u>\$ 182,216</u>	<u>\$ -</u>	<u>\$ 373,899</u>

Drug Free Schools	Preschool Disability	Class Size Reduction	Miscellaneous Federal Grants	Total Nonmajor Special Revenue Funds
\$ -	\$ 182	\$ -	\$ 1,116,343	\$ 6,215,543
<u>38,608</u>	<u>32,018</u>	<u>61,192</u>	<u>49,310</u>	<u>2,689,856</u>
<u>\$ 38,608</u>	<u>\$ 32,200</u>	<u>\$ 61,192</u>	<u>\$ 1,165,653</u>	<u>\$ 8,905,399</u>
\$ -	\$ -	\$ 159	\$ -	\$ 3,163
-	-	4,807	-	641,245
-	-	7,429	-	178,024
36,295	32,200	27,440	49,400	1,613,097
-	-	-	1,010,265	1,010,265
<u>36,295</u>	<u>32,200</u>	<u>39,835</u>	<u>1,059,665</u>	<u>3,445,794</u>
<u>18,090</u>	<u>32,018</u>	<u>44,358</u>	<u>49,310</u>	<u>2,219,244</u>
-	-	-	56,678	4,870,325
(15,777)	(32,018)	(23,001)	-	(1,629,964)
<u>(15,777)</u>	<u>(32,018)</u>	<u>(23,001)</u>	<u>56,678</u>	<u>3,240,361</u>
<u>\$ 38,608</u>	<u>\$ 32,200</u>	<u>\$ 61,192</u>	<u>\$ 1,165,653</u>	<u>\$ 8,905,399</u>

Willoughby-Eastlake City School District
Lake County, Ohio
Combining Statement of Revenues, Expenditures and Changes in Fund Balances
Nonmajor Special Revenue Funds
For the Fiscal Year Ended June 30, 2023

	Food Service	Special Trust	Local Grants	Student Activities	District Managed Activities
Revenues					
Intergovernmental	\$ 2,153,089	\$ -	\$ -	\$ -	\$ -
Investment Income	-	3,025	-	-	-
Tuition and Fees	-	-	-	-	-
Extracurricular Activities	-	-	-	296,584	178,260
Charges for Services	990,409	-	-	-	-
Contributions and Donations	5,000	500	-	4,014	10,799
Miscellaneous	-	13,542	64,133	2,452	1,163
<i>Total Revenues</i>	<u>3,148,498</u>	<u>17,067</u>	<u>64,133</u>	<u>303,050</u>	<u>190,222</u>
Expenditures					
Current:					
Instruction:					
Regular	-	11,790	11,116	-	-
Special	-	-	-	-	-
Vocational	-	1,482	6,323	-	-
Adult/Continuing	-	-	-	-	-
Student Intervention Services	-	-	-	-	-
Other	-	-	-	-	-
Support Services:					
Pupils	-	-	-	-	-
Instructional Staff	-	-	27,036	-	-
Administration	-	-	-	-	-
Fiscal	-	-	-	959	-
Business	-	-	-	-	-
Operation and Maintenance of Plant	-	-	-	4,245	-
Pupil Transportation	-	672	1,228	7,298	-
Central	-	-	-	-	-
Operation of Non-Instructional/Shared Services:					
Food Service Operations	2,814,294	-	-	-	-
Community Services	-	9,736	-	-	-
Extracurricular Activities	-	470	-	270,316	161,316
<i>Total Expenditures</i>	<u>2,814,294</u>	<u>24,150</u>	<u>45,703</u>	<u>282,818</u>	<u>161,316</u>
<i>Net Change in Fund Balances</i>	334,204	(7,083)	18,430	20,232	28,906
<i>Fund Balances Beginning of Year</i>	<u>2,158,893</u>	<u>213,461</u>	<u>34,768</u>	<u>317,246</u>	<u>365,774</u>
<i>Fund Balances End of Year</i>	<u>\$ 2,493,097</u>	<u>\$ 206,378</u>	<u>\$ 53,198</u>	<u>\$ 337,478</u>	<u>\$ 394,680</u>

Adult Nursing	Adult LPN	Preschool At Risk	Network Connectivity	Student Wellness	Miscellaneous State Grants	JTPA
\$ 821,741	\$ 777,949	\$ 45,584	\$ 21,600	\$ -	\$ 128,900	\$ 342,567
-	-	-	-	-	-	-
-	816,985	-	-	-	-	-
-	-	-	-	-	-	-
-	-	-	-	-	-	-
-	41,265	-	-	-	-	-
-	15,350	-	-	-	-	-
<u>821,741</u>	<u>1,651,549</u>	<u>45,584</u>	<u>21,600</u>	<u>-</u>	<u>128,900</u>	<u>342,567</u>
-	-	-	-	-	-	-
-	-	60,979	-	-	-	-
-	113	-	-	-	-	50,025
821,741	1,027,457	-	-	-	-	188,331
-	-	-	-	-	-	-
-	-	-	-	-	-	-
-	77,637	-	-	-	-	604
-	-	-	-	-	-	-
-	463,150	-	-	-	-	-
-	1,522	-	-	-	-	-
-	1,873	-	-	-	-	-
-	-	-	-	186,114	14,554	-
-	-	-	-	-	90,000	-
-	10,705	-	-	-	-	-
-	-	-	-	-	-	-
-	-	-	-	-	-	-
-	-	-	-	-	-	-
<u>821,741</u>	<u>1,582,457</u>	<u>60,979</u>	<u>-</u>	<u>186,114</u>	<u>104,554</u>	<u>238,960</u>
-	69,092	(15,395)	21,600	(186,114)	24,346	103,607
-	1,035,467	(12,108)	128	186,114	14,553	60,023
<u>\$ -</u>	<u>\$ 1,104,559</u>	<u>\$ (27,503)</u>	<u>\$ 21,728</u>	<u>\$ -</u>	<u>\$ 38,899</u>	<u>\$ 163,630</u>

(continued)

Willoughby-Eastlake City School District
Lake County, Ohio
Combining Statement of Revenues, Expenditures and Changes in Fund Balances
Nonmajor Special Revenue Funds
For the Fiscal Year Ended June 30, 2023

	ESSER	Title VI-B	Title I Non- Competitive Supplemental	Title III	Title I
Revenues					
Intergovernmental	\$ 2,567,608	\$ 1,732,242	\$ 25,296	\$ 17,714	\$ 1,019,044
Investment Income	-	-	-	-	-
Tuition and Fees	-	-	-	-	-
Extracurricular Activities	-	-	-	-	-
Charges for Services	-	-	-	-	-
Contributions and Donations	-	-	-	-	-
Miscellaneous	-	-	-	-	-
<i>Total Revenues</i>	<u>2,567,608</u>	<u>1,732,242</u>	<u>25,296</u>	<u>17,714</u>	<u>1,019,044</u>
Expenditures					
Current:					
Instruction:					
Regular	1,973,711	-	12,579	-	44,209
Special	-	1,770,473	-	17,434	1,055,743
Vocational	-	-	-	-	-
Adult/Continuing	-	-	-	-	-
Student Intervention Services	2,140	-	-	-	-
Other	200,730	-	7,882	-	3,215
Support Services:					
Pupils	13,903	300,503	-	-	-
Instructional Staff	614,882	83,489	100,094	280	5,693
Administration	35,224	3,380	-	-	-
Fiscal	-	-	-	-	-
Business	-	-	-	-	-
Operation and Maintenance of Plant	77,966	-	-	-	-
Pupil Transportation	18,159	67,446	-	-	1,012
Central	22,508	-	-	-	-
Operation of Non-Instructional/Shared Services:					
Food Service Operations	-	-	-	-	-
Community Services	-	-	-	-	26,335
Extracurricular Activities	-	-	-	-	-
<i>Total Expenditures</i>	<u>2,959,223</u>	<u>2,225,291</u>	<u>120,555</u>	<u>17,714</u>	<u>1,136,207</u>
<i>Net Change in Fund Balances</i>	(391,615)	(493,049)	(95,259)	-	(117,163)
<i>Fund Balances Beginning of Year</i>	-	(253,823)	(5,701)	-	(175,055)
<i>Fund Balances End of Year</i>	<u>\$ (391,615)</u>	<u>\$ (746,872)</u>	<u>\$ (100,960)</u>	<u>\$ -</u>	<u>\$ (292,218)</u>

Drug Free Schools	Preschool Disability	Class Size Reduction	Miscellaneous Federal Grants	Total Nonmajor Special Revenue Funds
\$ 87,768	\$ 10,629	\$ 224,448	\$ 538,808	\$ 10,514,987
-	-	-	-	3,025
-	-	-	-	816,985
-	-	-	-	474,844
-	-	-	-	990,409
-	-	-	-	61,578
-	-	-	-	96,640
<u>87,768</u>	<u>10,629</u>	<u>224,448</u>	<u>538,808</u>	<u>12,958,468</u>
-	-	-	41,163	2,094,568
73,388	41,453	-	-	3,019,470
-	-	-	-	57,943
-	-	-	43,979	2,081,508
-	-	-	-	2,140
-	-	-	-	211,827
-	-	-	-	392,647
20,432	901	202,159	6,992	1,061,958
-	-	-	-	501,754
-	-	-	-	2,481
-	-	-	-	1,873
-	-	-	289,731	572,610
-	-	-	-	185,815
-	-	-	-	33,213
-	-	-	-	2,814,294
8,108	-	8,775	-	52,954
-	-	-	-	432,102
<u>101,928</u>	<u>42,354</u>	<u>210,934</u>	<u>381,865</u>	<u>13,519,157</u>
(14,160)	(31,725)	13,514	156,943	(560,689)
<u>(1,617)</u>	<u>(293)</u>	<u>(36,515)</u>	<u>(100,265)</u>	<u>3,801,050</u>
<u>\$ (15,777)</u>	<u>\$ (32,018)</u>	<u>\$ (23,001)</u>	<u>\$ 56,678</u>	<u>\$ 3,240,361</u>

Willoughby-Eastlake City School District
Lake County, Ohio
Combining Balance Sheet
Nonmajor Capital Projects Funds
June 30, 2023

	Permanent Improvement Fund	Building Fund	Total Nonmajor Capital Projects Funds
Assets			
Equity in Pooled Cash and Investments	\$ 574,698	\$ 1,015,680	\$ 1,590,378
Taxes Receivable	1,876,994	-	1,876,994
<i>Total Assets</i>	<u>\$ 2,451,692</u>	<u>\$ 1,015,680</u>	<u>\$ 3,467,372</u>
Deferred Inflows of Resources			
Property Taxes Levied for the Next Year	1,703,423	-	1,703,423
Unavailable Revenue	40,668	-	40,668
<i>Total Deferred Inflows of Resources</i>	<u>1,744,091</u>	<u>-</u>	<u>1,744,091</u>
Fund Balances			
Restricted	707,601	1,015,680	1,723,281
<i>Total Fund Balance</i>	<u>707,601</u>	<u>1,015,680</u>	<u>1,723,281</u>
<i>Total Deferred Inflows of Resources and Fund Balances</i>	<u>\$ 2,451,692</u>	<u>\$ 1,015,680</u>	<u>\$ 3,467,372</u>

Willoughby-Eastlake City School District
Lake County, Ohio

Combining Statement of Revenues, Expenditures and Changes in Fund Balances
Nonmajor Capital Projects Funds
For the Fiscal Year Ended June 30, 2023

	Permanent Improvement Fund	Building Fund	Total Nonmajor Capital Projects Funds
Revenues			
Property and Other Local Taxes	\$ 1,950,298	\$ -	\$ 1,950,298
Intergovernmental	432,293	-	432,293
<i>Total Revenues</i>	<u>2,382,591</u>	<u>-</u>	<u>2,382,591</u>
Expenditures			
Current:			
Support Services:			
Fiscal	25,379	-	25,379
Operation and Maintenance of Plant	-	4,195	4,195
Pupil Transportation	99,610	-	99,610
Capital Outlay	460,641	122,582	583,223
<i>Total Expenditures</i>	<u>585,630</u>	<u>126,777</u>	<u>712,407</u>
<i>Excess of Revenues Over (Under) Expenditures</i>	<u>1,796,961</u>	<u>(126,777)</u>	<u>1,670,184</u>
Other Financing Sources (Uses)			
Insurance Recoveries	586,707	-	586,707
Transfers Out	(3,068,049)	-	(3,068,049)
<i>Total Other Financing Sources (Uses)</i>	<u>(2,481,342)</u>	<u>-</u>	<u>(2,481,342)</u>
<i>Net Change in Fund Balances</i>	(684,381)	(126,777)	(811,158)
<i>Fund Balances Beginning of Year</i>	<u>1,391,982</u>	<u>1,142,457</u>	<u>2,534,439</u>
<i>Fund Balances End of Year</i>	<u>\$ 707,601</u>	<u>\$ 1,015,680</u>	<u>\$ 1,723,281</u>

Combining Statements– Internal Service Funds

Internal Service Funds

Internal service funds are established to account for the financing of services provided by one department or agency to other departments or agencies of the County on a cost-reimbursement basis.

Central Warehouse Fund This fund accounts for functions that provide goods and services to other areas within the School District.

Self Insurance Fund This fund accounts for revenues used to provide for workers compensation, medical, prescription drug, and vision claims of the School District employees.

Willoughby-Eastlake City School District
Lake County, Ohio
Combining Statement of Fund Net Position
Internal Service Funds
June 30, 2023

	Central Warehouse	Self Insurance	Total Internal Service Funds
Assets			
<i>Current Assets:</i>			
Equity in Pooled Cash and Investments	\$ 11,934	\$ 2,446,989	\$ 2,458,923
 <i>Current Liabilities:</i>			
Interfund Payable	-	2,700,000	2,700,000
Claims Payable	-	1,122,941	1,122,941
<i>Total Current Liabilities</i>	-	3,822,941	3,822,941
 Net Position			
Unrestricted	11,934	(1,375,952)	(1,364,018)
Total Net Position	\$ 11,934	\$ (1,375,952)	\$ (1,364,018)

This page intentionally left blank.

Willoughby-Eastlake City School District
Lake County, Ohio
Combining Statement of Revenues, Expenses and Changes in Fund Net Position
Internal Service Funds
For the Fiscal Year Ended June 30, 2023

	Central Warehouse	Self Insurance	Total Internal Service Funds
Operating Revenues			
Charges for Services	\$ -	\$ 11,030,598	\$ 11,030,598
Other	-	91,490	91,490
<i>Total Operating Revenues</i>	<u>-</u>	<u>11,122,088</u>	<u>11,122,088</u>
Operating Expenses			
Fringe Benefits	-	93,728	93,728
Purchased Services	-	1,780,851	1,780,851
Materials and Supplies	-	300	300
Claims	-	11,358,301	11,358,301
Other	-	37,544	37,544
<i>Total Operating Expenses</i>	<u>-</u>	<u>13,270,724</u>	<u>13,270,724</u>
<i>Operating Income (Loss)</i>	-	(2,148,636)	(2,148,636)
<i>Net Position Beginning of Year</i>	<u>11,934</u>	<u>772,684</u>	<u>784,618</u>
<i>Net Position End of Year</i>	<u>\$ 11,934</u>	<u>\$ (1,375,952)</u>	<u>\$ (1,364,018)</u>

Willoughby-Eastlake City School District
Lake County, Ohio
Combining Statement of Cash Flows
Internal Service Funds
For the Fiscal Year Ended June 30, 2023

	Central Warehouse	Self Insurance	Total Internal Service Funds
Cash Flows from Operating Activities			
Cash Received from Customers	\$ -	\$ 11,030,598	\$ 11,030,598
Cash Received from Other Operating Receipts	-	91,490	91,490
Cash Payments to Suppliers for Goods and Services	-	(300)	(300)
Cash Payments to Employees for Services and Benefits	-	(93,728)	(93,728)
Cash Payments for Contractual Services	-	(1,780,851)	(1,780,851)
Cash Payments for Claims	-	(10,866,953)	(10,866,953)
Other Cash Payments	-	(37,544)	(37,544)
<i>Net Cash Provided by (Used for) Operating Activities</i>	<u>-</u>	<u>(1,657,288)</u>	<u>(1,657,288)</u>
Cash Flows from Noncapital Financing Activities			
Advances In	-	2,700,000	2,700,000
Advances Out	-	(500,000)	(500,000)
<i>Net Cash Provided by (Used for)</i> <i>Noncapital Financing Activities</i>	<u>-</u>	<u>2,200,000</u>	<u>2,200,000</u>
<i>Net Increase (Decrease) in Cash and Investments</i>	-	542,712	542,712
<i>Cash and Investments Beginning of Year</i>	11,934	1,904,277	1,916,211
<i>Cash and Investments End of Year</i>	<u>\$ 11,934</u>	<u>\$ 2,446,989</u>	<u>\$ 2,458,923</u>
Reconciliation of Operating Income (Loss) to Net Cash Provided by (Used for) Operating Activities			
Operating Income (Loss)	\$ -	\$ (2,148,636)	\$ (2,148,636)
Adjustments:			
Increase (Decrease) in Liabilities and Deferred Inflows:			
Claims Payable	-	491,348	491,348
<i>Net Cash Provided by (Used For) Operating Activities</i>	<u>\$ -</u>	<u>\$ (1,657,288)</u>	<u>\$ (1,657,288)</u>

**Individual Fund Schedules of Revenues,
Expenditures/Expenses and Changes
in Fund Balance/Net Position –
Budget (Non-GAAP Basis) and Actual**

Willoughby-Eastlake City School District
Lake County, Ohio
Schedule of Revenues, Expenditures, and Changes in Fund Balance
Budget (Non-GAAP Basis) and Actual
General Fund
For the Fiscal Year Ended June 30, 2023

	Final Budget	Actual	Variance
Revenues:			
Property and Other Local Taxes	\$ 80,634,503	\$ 80,233,335	\$ (401,168)
Intergovernmental	26,496,987	26,369,139	(127,848)
Investment Income	1,451,605	1,444,383	(7,222)
Tuition and Fees	1,047,592	1,042,273	(5,319)
Extracurricular Activities	123,826	123,208	(618)
Charges for Services	178,954	176,296	(2,658)
Rent	304,326	302,811	(1,515)
Contributions and Donations	2,151	150	(2,001)
Payments in Lieu of Taxes	273,671	272,309	(1,362)
Miscellaneous	450,050	447,810	(2,240)
Total Revenues	110,963,665	110,411,714	(551,951)
Expenditures:			
Current:			
Instruction:			
Regular:			
Salaries and Wages	28,333,408	28,188,465	144,943
Fringe Benefits	9,325,306	9,247,085	78,221
Purchased Services	2,239,695	2,227,149	12,546
Materials and Supplies	555,527	540,511	15,016
Capital Outlay	460	-	460
Other	2,314	260	2,054
Total Regular	40,456,710	40,203,470	253,240
Special:			
Salaries and Wages	6,398,097	6,366,247	31,850
Fringe Benefits	2,087,260	2,068,014	19,246
Purchased Services	1,083,868	998,869	84,999
Materials and Supplies	49,989	51,890	(1,901)
Capital Outlay	6,005	1,000	5,005
Other	14,421	14,348	73
Total Special	9,639,640	9,500,368	139,272
Vocational:			
Salaries and Wages	775,235	771,373	3,862
Fringe Benefits	222,815	221,701	1,114
Purchased Services	326,153	324,379	1,774
Materials and Supplies	156,567	154,938	1,629
Other	829	822	7
Total Vocational	1,481,599	1,473,213	8,386
Student Intervention Services:			
Purchased Services	3,367	3,350	17
Materials and Supplies	6,804	6,767	37
Other	597	593	4
Total Student Intervention Services	10,768	10,710	58
Other:			
Salaries and Wages	2,423,944	2,411,871	12,073
Fringe Benefits	922,294	917,691	4,603
Purchased Services	79,072	78,678	394
Total Other	3,425,310	3,408,240	17,070
Total Instruction	55,014,027	54,596,001	418,026

(continued)

Willoughby-Eastlake City School District
Lake County, Ohio
Schedule of Revenues, Expenditures, and Changes in Fund Balance
Budget (Non-GAAP Basis) and Actual
General Fund
For the Fiscal Year Ended June 30, 2023

	Final Budget	Actual	Variance
Support Services:			
Pupils:			
Salaries and Wages	\$ 6,096,223	\$ 6,049,144	\$ 47,079
Fringe Benefits	1,704,880	1,691,442	13,438
Purchased Services	599,575	595,886	3,689
Materials and Supplies	53,338	53,068	270
Other	46,726	46,492	234
Total Pupils	8,500,742	8,436,032	64,710
Instructional Staff:			
Salaries and Wages	1,000,257	988,547	11,710
Fringe Benefits	267,645	266,276	1,369
Purchased Services	176,661	125,829	50,832
Materials and Supplies	236,700	234,849	1,851
Capital Outlay	4,900	-	4,900
Other	9,222	9,175	47
Total Instructional Staff	1,695,385	1,624,676	70,709
Board of Education:			
Salaries and Wages	20,100	20,000	100
Fringe Benefits	2,837	2,524	313
Purchased Services	14,577	14,502	75
Other	11,031	10,976	55
Total Board of Education	48,545	48,002	543
Administration:			
Salaries and Wages	5,404,626	5,376,721	27,905
Fringe Benefits	2,124,485	2,097,174	27,311
Purchased Services	386,901	384,671	2,230
Materials and Supplies	79,307	74,537	4,770
Capital Outlay	3,542	3,524	18
Other	16,095	11,879	4,216
Total Administration	8,014,956	7,948,506	66,450
Fiscal:			
Salaries and Wages	634,313	631,156	3,157
Fringe Benefits	205,673	204,647	1,026
Purchased Services	185,463	184,040	1,423
Materials and Supplies	21,853	15,797	6,056
Capital Outlay	2,000	-	2,000
Other	1,218,199	1,212,132	6,067
Total Fiscal	2,267,501	2,247,772	19,729
Business:			
Salaries and Wages	63,249	62,934	315
Fringe Benefits	17,579	17,490	89
Purchased Services	204,820	195,702	9,118
Materials and Supplies	4,154	4,132	22
Other	390,220	388,276	1,944
Total Business	680,022	668,534	11,488

(continued)

Willoughby-Eastlake City School District
Lake County, Ohio
Schedule of Revenues, Expenditures, and Changes in Fund Balance
Budget (Non-GAAP Basis) and Actual
General Fund
For the Fiscal Year Ended June 30, 2023

	Final Budget	Actual	Variance
Operation and Maintenance of Plant:			
Salaries and Wages	\$ 3,117,504	\$ 3,094,107	\$ 23,397
Fringe Benefits	1,365,155	1,352,452	12,703
Purchased Services	3,057,484	3,107,912	(50,428)
Materials and Supplies	413,346	410,745	2,601
Capital Outlay	57,162	56,877	285
Other	241	239	2
Total Operation and Maintenance of Plant	8,010,892	8,022,332	(11,440)
Pupil Transportation:			
Salaries and Wages	723,572	718,571	5,001
Fringe Benefits	169,234	167,137	2,097
Purchased Services	9,885,711	9,831,719	53,992
Materials and Supplies	616,167	613,100	3,067
Other	1,106	1,100	6
Total Pupil Transportation	11,395,790	11,331,627	64,163
Central:			
Salaries and Wages	812,131	808,084	4,047
Fringe Benefits	241,768	240,555	1,213
Purchased Services	491,814	472,138	19,676
Materials and Supplies	403,577	399,374	4,203
Capital Outlay	48,025	41,193	6,832
Other	29,985	29,835	150
Total Central	2,027,300	1,991,179	36,121
Total Support Services	42,641,133	42,318,660	322,473
Operation of Non-Instructional Services:			
Community Services:			
Purchased Services	1,206	1,200	6
Enterprise Operations:			
Materials and Supplies	3,600	319	3,281
Total Other Operation of Non-Instructional Services	4,806	1,519	3,287
Extracurricular Activities:			
Salaries and Wages	1,102,720	1,073,569	29,151
Fringe Benefits	148,446	144,672	3,774
Purchased Services	201,697	167,417	34,280
Materials and Supplies	4,002	2,696	1,306
Capital Outlay	13,653	3,674	9,979
Other	40,355	40,148	207
Total Extracurricular Activities	1,510,873	1,432,176	78,697
Capital Outlay:			
Capital Outlay	30,532	30,380	152
Debt Service:			
Principal Retirement	1,005,784	1,000,780	5,004
Interest and Fiscal Charges	553,740	550,983	2,757
Total Debt Service	1,559,524	1,551,763	7,761
Total Expenditures	100,760,895	99,930,499	830,396

(continued)

Willoughby-Eastlake City School District
Lake County, Ohio
Schedule of Revenues, Expenditures, and Changes in Fund Balance
Budget (Non-GAAP Basis) and Actual
General Fund
For the Fiscal Year Ended June 30, 2023

	Final Budget	Actual	Variance
<i>Excess of Revenues Over (Under) Expenditures</i>	\$ 10,202,770	\$ 10,481,215	\$ 278,445
Other Financing Sources (Uses):			
Proceeds from Sale of Capital Assets	16,190	16,109	(81)
Insurance Recoveries	50,000	17,169	(32,831)
Refund of Prior Year Expenditures	543,173	540,470	(2,703)
Refund of Prior Year Receipts	(90)	(89)	1
Advances In	770,685	766,850	(3,835)
Advances Out	(3,862,014)	(3,842,800)	19,214
Transfers In	15,000	-	(15,000)
Transfers Out	(713,929)	(710,377)	3,552
<i>Total Other Financing Sources (Uses)</i>	<u>(3,180,985)</u>	<u>(3,212,668)</u>	<u>(31,683)</u>
<i>Net Change in Fund Balance</i>	7,021,785	7,268,547	246,762
<i>Fund Balance (Deficit) at Beginning of Year</i>	24,124,966	24,124,966	-
Prior Year Encumbrances Appropriated	44,095	44,095	-
<i>Fund Balance (Deficit) at End of Year</i>	<u>\$ 31,190,846</u>	<u>\$ 31,437,608</u>	<u>\$ 246,762</u>

Willoughby-Eastlake City School District
Lake County, Ohio
Schedule of Revenues, Expenditures, and Changes in Fund Balance
Budget (Non-GAAP Basis) and Actual
Special Services Fund
For the Fiscal Year Ended June 30, 2023

	Final Budget	Actual	Variance
Revenues:			
Charges for Services	\$ 36,131	\$ 35,348	\$ (783)
Contributions and Donations	50	67	17
<i>Total Revenues</i>	<u>36,181</u>	<u>35,415</u>	<u>(766)</u>
Expenditures:			
Current:			
Support Services:			
Fiscal:			
Other	100	-	100
Operation of Non-Instructional Services:			
Enterprise Operations:			
Materials and Supplies	41,100	31,915	9,185
<i>Total Expenditures</i>	<u>41,200</u>	<u>31,915</u>	<u>9,285</u>
<i>Net Change in Fund Balance</i>	(5,019)	3,500	8,519
<i>Fund Balance (Deficit) at Beginning of Year</i>	<u>30,781</u>	<u>30,781</u>	<u>-</u>
<i>Fund Balance (Deficit) at End of Year</i>	<u>\$ 25,762</u>	<u>\$ 34,281</u>	<u>\$ 8,519</u>

Willoughby-Eastlake City School District
Lake County, Ohio
Schedule of Revenues, Expenditures, and Changes in Fund Balance
Budget (Non-GAAP Basis) and Actual
Public School Support Fund
For the Fiscal Year Ended June 30, 2023

	Final Budget	Actual	Variance
Revenues:			
Extracurricular Activities	\$ 181,511	\$ 100,283	\$ (81,228)
Contributions and Donations	112,283	61,286	(50,997)
Miscellaneous	30,490	35,649	5,159
<i>Total Revenues</i>	<u>324,284</u>	<u>197,218</u>	<u>(127,066)</u>
Expenditures:			
Current:			
Instruction:			
Regular:			
Purchased Services	38,225	10,809	27,416
Materials and Supplies	179,443	68,350	111,093
Capital Outlay	18,565	5,395	13,170
Other	60,624	30,745	29,879
Total Regular	<u>296,857</u>	<u>115,299</u>	<u>181,558</u>
Special:			
Materials and Supplies	15,960	10,081	5,879
Capital Outlay	2,500	-	2,500
Total Special	<u>18,460</u>	<u>10,081</u>	<u>8,379</u>
Vocational:			
Materials and Supplies	10,413	3,897	6,516
Capital Outlay	3,300	3,260	40
Other	500	-	500
Total Vocational	<u>14,213</u>	<u>7,157</u>	<u>7,056</u>
Student Intervention Services:			
Materials and Supplies	14,000	12,872	1,128
Other	50	-	50
Total Student Intervention Services	<u>14,050</u>	<u>12,872</u>	<u>1,178</u>
Total Instruction	<u>343,580</u>	<u>145,409</u>	<u>198,171</u>
Support Services:			
Administration:			
Purchased Services	7,260	4,390	2,870
Materials and Supplies	19,240	9,277	9,963
Other	2,000	-	2,000
Total Administration	<u>28,500</u>	<u>13,667</u>	<u>14,833</u>
Pupil Transportation:			
Purchased Services	46,430	20,966	25,464
Total Support Services	<u>74,930</u>	<u>34,633</u>	<u>40,297</u>
Operation of Non-Instructional Services:			
Community Services:			
Materials and Supplies	5,000	-	5,000
<i>Total Expenditures</i>	<u>423,510</u>	<u>180,042</u>	<u>243,468</u>
<i>Net Change in Fund Balance</i>	(99,226)	17,176	116,402
<i>Fund Balance (Deficit) at Beginning of Year</i>	280,957	280,957	-
Prior Year Encumbrances Appropriated	<u>732</u>	<u>732</u>	<u>-</u>
<i>Fund Balance (Deficit) at End of Year</i>	<u>\$ 182,463</u>	<u>\$ 298,865</u>	<u>\$ 116,402</u>

Willoughby-Eastlake City School District
Lake County, Ohio
Schedule of Revenues, Expenditures, and Changes in Fund Balance
Budget (Non-GAAP Basis) and Actual
Miscellaneous Enterprise Activities Fund
For the Fiscal Year Ended June 30, 2023

	Final Budget	Actual	Variance
Revenues:			
Charges for Services	\$ 17,000	\$ 15,000	\$ (2,000)
Rent	-	1,000	1,000
<i>Total Revenues</i>	<u>17,000</u>	<u>16,000</u>	<u>(1,000)</u>
Expenditures:			
Current:			
Operation of Non-Instructional Services:			
Enterprise Operations:			
Purchased Services	13,400	10,876	2,524
Materials and Supplies	16,400	-	16,400
<i>Total Expenditures</i>	<u>29,800</u>	<u>10,876</u>	<u>18,924</u>
<i>Excess of Revenues Over (Under) Expenditures</i>	<u>(12,800)</u>	<u>5,124</u>	<u>17,924</u>
Other Financing Sources (Uses):			
Transfers In	40,000	10,000	(30,000)
Transfers Out	(12,000)	-	12,000
<i>Total Other Financing Sources (Uses)</i>	<u>28,000</u>	<u>10,000</u>	<u>(18,000)</u>
<i>Net Change in Fund Balance</i>	15,200	15,124	(76)
<i>Fund Balance (Deficit) at Beginning of Year</i>	<u>142,046</u>	<u>142,046</u>	<u>-</u>
<i>Fund Balance (Deficit) at End of Year</i>	<u>\$ 157,246</u>	<u>\$ 157,170</u>	<u>\$ (76)</u>

Willoughby-Eastlake City School District
Lake County, Ohio
Schedule of Revenues, Expenditures, and Changes in Fund Balance
Budget (Non-GAAP Basis) and Actual
Termination Benefits Fund
For the Fiscal Year Ended June 30, 2023

	Final Budget	Actual	Variance
Expenditures:			
Current:			
Instruction:			
Regular:			
Salaries and Wages	\$ 597,000	\$ 585,998	\$ 11,002
Support Services:			
Pupils:			
Salaries and Wages	10,000	-	10,000
Instructional Staff:			
Salaries and Wages	28,000	27,240	760
Administration:			
Salaries and Wages	80,000	15,875	64,125
Operation and Maintenance of Plant:			
Salaries and Wages	35,000	4,795	\$ 30,205
Total Support Services	153,000	47,910	105,090
Operation of Non-Instructional Services:			
Food Service Operations:			
Salaries and Wages	50,000	11,879	38,121
<i>Total Expenditures</i>	800,000	645,787	154,213
<i>Excess of Revenues Over (Under) Expenditures</i>	(800,000)	(645,787)	154,213
Other Financing Sources (Uses):			
Transfers In	700,000	700,000	-
<i>Net Change in Fund Balance</i>	(100,000)	54,213	154,213
<i>Fund Balance (Deficit) at Beginning of Year</i>	317,334	317,334	-
<i>Fund Balance (Deficit) at End of Year</i>	\$ 217,334	\$ 371,547	\$ 154,213

Willoughby-Eastlake City School District
Lake County, Ohio
Schedule of Revenues, Expenditures, and Changes in Fund Balance
Budget (Non-GAAP Basis) and Actual
Food Service Fund
For the Fiscal Year Ended June 30, 2023

	Final Budget	Actual	Variance
Revenues:			
Intergovernmental	\$ 650,000	\$ 1,918,935	\$ 1,268,935
Charges for Services	2,411,000	990,409	(1,420,591)
Contributions and Donations	-	5,000	5,000
<i>Total Revenues</i>	<u>3,061,000</u>	<u>2,914,344</u>	<u>(146,656)</u>
Expenditures:			
Current:			
Operation of Non-Instructional Services:			
Food Service Operations:			
Salaries and Wages	766,945	752,302	14,643
Fringe Benefits	258,142	250,250	7,892
Purchased Services	1,552,354	1,544,628	7,726
Materials and Supplies	18,888	18,793	95
Capital Outlay	8,002	7,961	41
Other	42,291	2,280	40,011
<i>Total Expenditures</i>	<u>2,646,622</u>	<u>2,576,214</u>	<u>70,408</u>
<i>Net Change in Fund Balance</i>	414,378	338,130	(76,248)
<i>Fund Balance (Deficit) at Beginning of Year</i>	<u>2,304,560</u>	<u>2,304,560</u>	-
<i>Fund Balance (Deficit) at End of Year</i>	<u>\$ 2,718,938</u>	<u>\$ 2,642,690</u>	<u>\$ (76,248)</u>

Willoughby-Eastlake City School District
Lake County, Ohio
Schedule of Revenues, Expenditures, and Changes in Fund Balance
Budget (Non-GAAP Basis) and Actual
Special Trust Fund
For the Fiscal Year Ended June 30, 2023

	Final Budget	Actual	Variance
Revenues:			
Investment Income	\$ -	\$ 3,025	\$ 3,025
Contributions and Donations	10,500	500	(10,000)
Miscellaneous	11,500	13,542	2,042
<i>Total Revenues</i>	<u>22,000</u>	<u>17,067</u>	<u>(4,933)</u>
Expenditures:			
Current:			
Instruction:			
Regular:			
Materials and Supplies	13,277	7,051	6,226
Capital Outlay	8,000	-	8,000
Other	12,283	4,739	7,544
Total Regular	<u>33,560</u>	<u>11,790</u>	<u>21,770</u>
Vocational:			
Materials and Supplies	17,089	1,482	15,607
Capital Outlay	400	-	400
Total Vocational	<u>17,489</u>	<u>1,482</u>	<u>16,007</u>
Total Instruction	<u>51,049</u>	<u>13,272</u>	<u>37,777</u>
Support Services:			
Pupil Transportation:			
Purchased Services	1,470	672	798
Operation of Non-Instructional Services:			
Community Services:			
Other	13,000	12,000	1,000
Extracurricular Activities:			
Materials and Supplies	1,867	1,520	347
<i>Total Expenditures</i>	<u>67,386</u>	<u>27,464</u>	<u>39,922</u>
<i>Net Change in Fund Balance</i>	(45,386)	(10,397)	34,989
<i>Fund Balance (Deficit) at Beginning of Year</i>	211,110	211,110	-
Prior Year Encumbrances Appropriated	2,351	2,351	-
<i>Fund Balance (Deficit) at End of Year</i>	<u>\$ 168,075</u>	<u>\$ 203,064</u>	<u>\$ 34,989</u>

Willoughby-Eastlake City School District
Lake County, Ohio
Schedule of Revenues, Expenditures, and Changes in Fund Balance
Budget (Non-GAAP Basis) and Actual
Local Grants Fund
For the Fiscal Year Ended June 30, 2023

	Final Budget	Actual	Variance
Revenues:			
Miscellaneous	\$ 111,240	\$ 64,133	\$ (47,107)
Expenditures:			
Current:			
Instruction:			
Regular:			
Purchased Services	472	236	236
Materials and Supplies	22,829	10,442	12,387
Capital Outlay	1,435	1,435	-
Other	2,828	498	2,330
Total Regular	<u>27,564</u>	<u>12,611</u>	<u>14,953</u>
Vocational:			
Purchased Services	2,200	1,249	951
Materials and Supplies	2,800	1,869	931
Other	3,500	3,205	295
Total Vocational	<u>8,500</u>	<u>6,323</u>	<u>2,177</u>
Student Intervention Services:			
Materials and Supplies	200	-	200
Total Instruction	<u>36,264</u>	<u>18,934</u>	<u>17,330</u>
Support Services:			
Instructional Staff:			
Purchased Services	19,200	4,800	14,400
Materials and Supplies	24,200	22,236	1,964
Other	10,800	-	10,800
Total Instructional Staff	<u>54,200</u>	<u>27,036</u>	<u>27,164</u>
Pupil Transportation:			
Purchased Services	1,500	1,228	272
Total Support Services	<u>55,700</u>	<u>28,264</u>	<u>27,436</u>
<i>Total Expenditures</i>	<u>91,964</u>	<u>47,198</u>	<u>44,766</u>
<i>Net Change in Fund Balance</i>	19,276	16,935	(2,341)
<i>Fund Balance (Deficit) at Beginning of Year</i>	31,702	31,702	-
Prior Year Encumbrances Appropriated	4,561	4,561	-
<i>Fund Balance (Deficit) at End of Year</i>	<u>\$ 55,539</u>	<u>\$ 53,198</u>	<u>\$ (2,341)</u>

Willoughby-Eastlake City School District
Lake County, Ohio
Schedule of Revenues, Expenditures, and Changes in Fund Balance
Budget (Non-GAAP Basis) and Actual
Student Activities Fund
For the Fiscal Year Ended June 30, 2023

	Final Budget	Actual	Variance
Revenues:			
Extracurricular Activities	\$ 537,514	\$ 296,584	\$ (240,930)
Contributions and Donations	23,769	4,014	(19,755)
Miscellaneous	19,325	2,452	(16,873)
<i>Total Revenues</i>	<u>580,608</u>	<u>303,050</u>	<u>(277,558)</u>
Expenditures:			
Current:			
Support Services:			
Fiscal:			
Other	4,000	959	3,041
Operation and Maintenance of Plant:			
Purchased Services	5,710	4,245	1,465
Pupil Transportation:			
Purchased Services	25,461	7,298	18,163
Total Support Services	35,171	12,502	22,669
Extracurricular Activities:			
Purchased Services	75,190	47,020	28,170
Materials and Supplies	318,214	140,967	177,247
Capital Outlay	55,295	15,895	39,400
Other	125,526	66,434	59,092
Total Extracurricular Activities	574,225	270,316	303,909
<i>Total Expenditures</i>	<u>609,396</u>	<u>282,818</u>	<u>326,578</u>
<i>Excess of Revenues Over (Under) Expenditures</i>	<u>(28,788)</u>	<u>20,232</u>	<u>49,020</u>
Other Financing Sources (Uses):			
Transfers In	10,595	-	(10,595)
<i>Net Change in Fund Balance</i>	(18,193)	20,232	38,425
<i>Fund Balance (Deficit) at Beginning of Year</i>	317,000	317,000	-
Prior Year Encumbrances Appropriated	246	246	-
<i>Fund Balance (Deficit) at End of Year</i>	<u>\$ 299,053</u>	<u>\$ 337,478</u>	<u>\$ 38,425</u>

Willoughby-Eastlake City School District
Lake County, Ohio
Schedule of Revenues, Expenditures, and Changes in Fund Balance
Budget (Non-GAAP Basis) and Actual
District Managed Activities Fund
For the Fiscal Year Ended June 30, 2023

	Final Budget	Actual	Variance
Revenues:			
Extracurricular Activities	\$ 184,843	\$ 178,260	\$ (6,583)
Contributions and Donations	8,960	10,799	1,839
Miscellaneous	4,618	1,163	(3,455)
<i>Total Revenues</i>	<u>198,421</u>	<u>190,222</u>	<u>(8,199)</u>
Expenditures:			
Current:			
Extracurricular Activities:			
Materials and Supplies	197,356	131,127	66,229
Capital Outlay	15,640	13,632	2,008
Other	28,180	16,557	11,623
<i>Total Expenditures</i>	<u>241,176</u>	<u>161,316</u>	<u>79,860</u>
<i>Net Change in Fund Balance</i>	(42,755)	28,906	71,661
<i>Fund Balance (Deficit) at Beginning of Year</i>	364,598	364,598	-
Prior Year Encumbrances Appropriated	1,176	1,176	-
<i>Fund Balance (Deficit) at End of Year</i>	<u>\$ 323,019</u>	<u>\$ 394,680</u>	<u>\$ 71,661</u>

Willoughby-Eastlake City School District
Lake County, Ohio
Schedule of Revenues, Expenditures, and Changes in Fund Balance
Budget (Non-GAAP Basis) and Actual
Adult Nursing Fund
For the Fiscal Year Ended June 30, 2023

	Final Budget	Actual	Variance
Revenues:			
Intergovernmental	\$ 828,926	\$ 824,801	\$ (4,125)
Expenditures:			
Current:			
Instruction:			
Adult/Continuing:			
Materials and Supplies	821,741	821,741	-
<i>Excess of Revenues Over (Under) Expenditures</i>	7,185	3,060	(4,125)
Other Financing Sources (Uses):			
Refund of Prior Year Receipts	(3,076)	(3,060)	16
<i>Net Change in Fund Balance</i>	4,109	-	(4,109)
<i>Fund Balance (Deficit) at Beginning of Year</i>	-	-	-
<i>Fund Balance (Deficit) at End of Year</i>	\$ 4,109	\$ -	\$ (4,109)

Willoughby-Eastlake City School District
Lake County, Ohio
Schedule of Revenues, Expenditures, and Changes in Fund Balance
Budget (Non-GAAP Basis) and Actual
Adult LPN Fund
For the Fiscal Year Ended June 30, 2023

	Final Budget	Actual	Variance
Revenues:			
Intergovernmental	\$ 1,414,450	\$ 777,949	\$ (636,501)
Tuition and Fees	468,000	816,985	348,985
Contributions and Donations	35,000	41,265	6,265
Miscellaneous	25,000	15,350	(9,650)
<i>Total Revenues</i>	<u>1,942,450</u>	<u>1,651,549</u>	<u>(290,901)</u>
Expenditures:			
Current:			
Instruction:			
Vocational:			
Salaries and Wages	1,000	108	892
Fringe Benefits	1,000	16	984
Total Vocational	<u>2,000</u>	<u>124</u>	<u>1,876</u>
Adult/Continuing:			
Salaries and Wages	556,300	522,321	33,979
Fringe Benefits	118,400	124,352	(5,952)
Purchased Services	275,710	248,528	27,182
Materials and Supplies	1,220,026	166,045	1,053,981
Other	6,164	6,053	111
Total Adult/Continuing	<u>2,176,600</u>	<u>1,067,299</u>	<u>1,109,301</u>
Total Instruction	<u>2,178,600</u>	<u>1,067,423</u>	<u>1,111,177</u>
Support Services:			
Pupils:			
Salaries and Wages	63,000	61,440	1,560
Fringe Benefits	16,220	16,224	(4)
Total Pupils	<u>79,220</u>	<u>77,664</u>	<u>1,556</u>
Administration:			
Salaries and Wages	423,750	347,141	76,609
Fringe Benefits	222,025	111,227	110,798
Total Administration	<u>645,775</u>	<u>458,368</u>	<u>187,407</u>
Fiscal:			
Other	2,100	1,522	578
Business:			
Other	11,870	1,873	9,997
Central:			
Purchased Services	13,800	10,705	3,095
Total Support Services	<u>752,765</u>	<u>550,132</u>	<u>202,633</u>
<i>Total Expenditures</i>	<u>2,931,365</u>	<u>1,617,555</u>	<u>1,313,810</u>
<i>Excess of Revenues Over (Under) Expenditures</i>	<u>(988,915)</u>	<u>33,994</u>	<u>1,022,909</u>
Other Financing Sources (Uses):			
Transfers In	1,846,267	-	(1,846,267)
<i>Net Change in Fund Balance</i>	857,352	33,994	(823,358)
<i>Fund Balance (Deficit) at Beginning of Year</i>	1,144,136	1,144,136	-
Prior Year Encumbrances Appropriated	21,707	21,707	-
<i>Fund Balance (Deficit) at End of Year</i>	<u>\$ 2,023,195</u>	<u>\$ 1,199,837</u>	<u>\$ (823,358)</u>

Willoughby-Eastlake City School District
Lake County, Ohio
Schedule of Revenues, Expenditures, and Changes in Fund Balance
Budget (Non-GAAP Basis) and Actual
Preschool At Risk Fund
For the Fiscal Year Ended June 30, 2023

	Final Budget	Actual	Variance
Revenues:			
Intergovernmental	\$ 151,497	\$ 49,322	\$ (102,175)
Expenditures:			
Current:			
Instruction:			
Special:			
Salaries and Wages	52,332	45,684	6,648
Fringe Benefits	16,010	13,937	2,073
Materials and Supplies	1,417	1,349	68
Capital Outlay	78,000	76,409	1,591
<i>Total Expenditures</i>	<u>147,759</u>	<u>137,379</u>	<u>10,380</u>
<i>Excess of Revenues Over (Under) Expenditures</i>	<u>3,738</u>	<u>(88,057)</u>	<u>(91,795)</u>
Other Financing Sources (Uses):			
Advances In	-	16,800	16,800
Advances Out	-	(1,400)	(1,400)
<i>Total Other Financing Sources (Uses)</i>	<u>-</u>	<u>15,400</u>	<u>15,400</u>
<i>Net Change in Fund Balance</i>	3,738	(72,657)	(76,395)
<i>Fund Balance (Deficit) at Beginning of Year</i>	<u>(3,696)</u>	<u>(3,696)</u>	<u>-</u>
<i>Fund Balance (Deficit) at End of Year</i>	<u>\$ 42</u>	<u>\$ (76,353)</u>	<u>\$ (76,395)</u>

Willoughby-Eastlake City School District
Lake County, Ohio
Schedule of Revenues, Expenditures, and Changes in Fund Balance
Budget (Non-GAAP Basis) and Actual
Network Connectivity Fund
For the Fiscal Year Ended June 30, 2023

	Final Budget	Actual	Variance
Revenues:			
Intergovernmental	\$ 21,600	\$ 21,600	\$ -
<i>Net Change in Fund Balance</i>	21,600	21,600	-
<i>Fund Balance (Deficit) at Beginning of Year</i>	128	128	-
<i>Fund Balance (Deficit) at End of Year</i>	\$ 21,728	\$ 21,728	\$ -

Willoughby-Eastlake City School District
Lake County, Ohio
Schedule of Revenues, Expenditures, and Changes in Fund Balance
Budget (Non-GAAP Basis) and Actual
Student Wellness Fund
For the Fiscal Year Ended June 30, 2023

	Final Budget	Actual	Variance
Revenues:			
Intergovernmental	\$ 13,400	\$ -	\$ (13,400)
Expenditures:			
Current:			
Support Services:			
Operation and Maintenance of Plant:			
Purchased Services	199,514	186,114	13,400
<i>Net Change in Fund Balance</i>	(186,114)	(186,114)	-
<i>Fund Balance (Deficit) at Beginning of Year</i>	172,714	172,714	-
Prior Year Encumbrances Appropriated	13,400	13,400	-
<i>Fund Balance (Deficit) at End of Year</i>	\$ -	\$ -	\$ -

Willoughby-Eastlake City School District
Lake County, Ohio
Schedule of Revenues, Expenditures, and Changes in Fund Balance
Budget (Non-GAAP Basis) and Actual
Miscellaneous State Grants Fund
For the Fiscal Year Ended June 30, 2023

	Final Budget	Actual	Variance
Revenues:			
Intergovernmental	\$ 308,900	\$ 128,900	\$ (180,000)
Expenditures:			
Current:			
Support Services:			
Operation and Maintenance of Plant:			
Purchased Services	4,049	4,049	-
Materials and Supplies	7,958	7,957	1
Capital Outlay	2,548	2,548	-
Total Operation and Maintenance of Plant	<u>14,555</u>	<u>14,554</u>	<u>1</u>
Pupil Transportation:			
Capital Outlay	<u>270,000</u>	<u>136,892</u>	<u>133,108</u>
<i>Total Expenditures</i>	<u>284,555</u>	<u>151,446</u>	<u>133,109</u>
<i>Net Change in Fund Balance</i>	24,345	(22,546)	(46,891)
<i>Fund Balance (Deficit) at Beginning of Year</i>	(120,686)	(120,686)	-
Prior Year Encumbrances Appropriated	<u>135,239</u>	<u>135,239</u>	<u>-</u>
<i>Fund Balance (Deficit) at End of Year</i>	<u>\$ 38,898</u>	<u>\$ (7,993)</u>	<u>\$ (46,891)</u>

Willoughby-Eastlake City School District
Lake County, Ohio
Schedule of Revenues, Expenditures, and Changes in Fund Balance
Budget (Non-GAAP Basis) and Actual
JTPA Fund
For the Fiscal Year Ended June 30, 2023

	Final Budget	Actual	Variance
Revenues:			
Intergovernmental	\$ 342,567	\$ 342,567	\$ -
Expenditures:			
Current:			
Instruction:			
Vocational:			
Salaries and Wages	44,684	44,461	223
Fringe Benefits	8,361	8,318	43
Total Vocational	<u>53,045</u>	<u>52,779</u>	<u>266</u>
Adult/Continuing:			
Salaries and Wages	107,947	107,410	537
Fringe Benefits	33,300	33,134	166
Purchased Services	6,334	7,662	(1,328)
Materials and Supplies	43,302	44,960	(1,658)
Other	174	173	1
Total Adult/Continuing	<u>191,057</u>	<u>193,339</u>	<u>(2,282)</u>
<i>Total Expenditures</i>	<u>244,102</u>	<u>246,118</u>	<u>(2,016)</u>
<i>Net Change in Fund Balance</i>	98,465	96,449	(2,016)
<i>Fund Balance (Deficit) at Beginning of Year</i>	91,475	91,475	-
<i>Fund Balance (Deficit) at End of Year</i>	<u>\$ 189,940</u>	<u>\$ 187,924</u>	<u>\$ (2,016)</u>

Willoughby-Eastlake City School District
Lake County, Ohio
Schedule of Revenues, Expenditures, and Changes in Fund Balance
Budget (Non-GAAP Basis) and Actual
ESSER Fund
For the Fiscal Year Ended June 30, 2023

	Final Budget	Actual	Variance
Revenues:			
Intergovernmental	\$ 4,510,447	\$ 1,938,126	\$ (2,572,321)
Expenditures:			
Current:			
Instruction:			
Regular:			
Salaries and Wages	182,902	5,442	177,460
Fringe Benefits	2,719	762	1,957
Purchased Services	626,496	602,239	24,257
Materials and Supplies	1,575,391	1,341,076	234,315
Total Regular	<u>2,387,508</u>	<u>1,949,519</u>	<u>437,989</u>
Student Intervention Services:			
Materials and Supplies	<u>50,000</u>	<u>2,140</u>	<u>47,860</u>
Other:			
Salaries and Wages	79,000	160,870	(81,870)
Fringe Benefits	3,560	22,522	(18,962)
Purchased Services	50,000	36,852	13,148
Materials and Supplies	1,350	-	1,350
Total Other	<u>133,910</u>	<u>220,244</u>	<u>(86,334)</u>
Total Instruction	<u>2,571,418</u>	<u>2,171,903</u>	<u>399,515</u>
Support Services:			
Pupils:			
Salaries and Wages	43,992	12,950	31,042
Fringe Benefits	630	1,814	(1,184)
Total Pupils	<u>44,622</u>	<u>14,764</u>	<u>29,858</u>
Instructional Staff:			
Purchased Services	100,000	-	100,000
Materials and Supplies	750,000	654,179	95,821
Capital Outlay	345,201	247,239	97,962
Total Instructional Staff	<u>1,195,201</u>	<u>901,418</u>	<u>293,783</u>
Administration:			
Salaries and Wages	49,302	32,512	16,790
Fringe Benefits	720	4,551	(3,831)
Total Administration	<u>50,022</u>	<u>37,063</u>	<u>12,959</u>
Operation and Maintenance of Plant:			
Purchased Services	7,000	-	7,000
Materials and Supplies	566,803	153,910	412,893
Total Operation and Maintenance of Plant	<u>573,803</u>	<u>153,910</u>	<u>419,893</u>
Pupil Transportation:			
Purchased Services	<u>237,137</u>	<u>23,175</u>	<u>213,962</u>
Central:			
Materials and Supplies	<u>-</u>	<u>22,508</u>	<u>(22,508)</u>
Total Support Services	<u>2,100,785</u>	<u>1,152,838</u>	<u>947,947</u>

(continued)

Willoughby-Eastlake City School District
Lake County, Ohio
Schedule of Revenues, Expenditures, and Changes in Fund Balance
Budget (Non-GAAP Basis) and Actual
ESSER Fund
For the Fiscal Year Ended June 30, 2023

	Final Budget	Actual	Variance
Operation of Non-Instructional Services:			
Community Services:			
Materials and Supplies	\$ 1,741	\$ -	\$ 1,741
<i>Total Expenditures</i>	<u>4,673,944</u>	<u>3,324,741</u>	<u>1,349,203</u>
<i>Excess of Revenues Over (Under) Expenditures</i>	<u>(163,497)</u>	<u>(1,386,615)</u>	<u>(1,223,118)</u>
Other Financing Sources (Uses):			
Advances In	<u>361,000</u>	<u>361,000</u>	<u>-</u>
<i>Net Change in Fund Balance</i>	197,503	(1,025,615)	(1,223,118)
<i>Fund Balance (Deficit) at Beginning of Year</i>	195,767	195,767	-
Prior Year Encumbrances Appropriated	<u>69,013</u>	<u>69,013</u>	<u>-</u>
<i>Fund Balance (Deficit) at End of Year</i>	<u>\$ 462,283</u>	<u>\$ (760,835)</u>	<u>\$ (1,223,118)</u>

Willoughby-Eastlake City School District
Lake County, Ohio
Schedule of Revenues, Expenditures, and Changes in Fund Balance
Budget (Non-GAAP Basis) and Actual
Title VI-B Fund
For the Fiscal Year Ended June 30, 2023

	Final Budget	Actual	Variance
Revenues:			
Intergovernmental	\$ 2,685,609	\$ 1,889,696	\$ (795,913)
Expenditures:			
Current:			
Instruction:			
Special:			
Salaries and Wages	1,410,231	1,156,772	253,459
Fringe Benefits	434,368	354,817	79,551
Purchased Services	80,129	50,867	29,262
Total Instruction	<u>1,924,728</u>	<u>1,562,456</u>	<u>362,272</u>
Support Services:			
Pupils:			
Purchased Services	<u>286,029</u>	<u>317,003</u>	<u>(30,974)</u>
Instructional Staff:			
Purchased Services	<u>73,857</u>	<u>83,489</u>	<u>(9,632)</u>
Administration:			
Salaries and Wages	31,744	31,744	-
Fringe Benefits	9,927	9,927	-
Total Administration	<u>41,671</u>	<u>41,671</u>	<u>-</u>
Pupil Transportation:			
Purchased Services	67,446	67,446	-
Materials and Supplies	1,000	-	1,000
Total Pupil Transportation	<u>68,446</u>	<u>67,446</u>	<u>1,000</u>
Total Support Services	<u>470,003</u>	<u>509,609</u>	<u>(39,606)</u>
<i>Total Expenditures</i>	<u>2,394,731</u>	<u>2,072,065</u>	<u>322,666</u>
<i>Excess of Revenues Over (Under) Expenditures</i>	<u>290,878</u>	<u>(182,369)</u>	<u>(473,247)</u>
Other Financing Sources (Uses):			
Advances In	445,500	445,500	-
Advances Out	(26,100)	(122,100)	(96,000)
<i>Total Other Financing Sources (Uses)</i>	<u>419,400</u>	<u>323,400</u>	<u>(96,000)</u>
<i>Net Change in Fund Balance</i>	710,278	141,031	(569,247)
<i>Fund Balance (Deficit) at Beginning of Year</i>	(192,385)	(192,385)	-
Prior Year Encumbrances Appropriated	<u>35,000</u>	<u>35,000</u>	<u>-</u>
<i>Fund Balance (Deficit) at End of Year</i>	<u>\$ 552,893</u>	<u>\$ (16,354)</u>	<u>\$ (569,247)</u>

Willoughby-Eastlake City School District
Lake County, Ohio
Schedule of Revenues, Expenditures, and Changes in Fund Balance
Budget (Non-GAAP Basis) and Actual
Title I Non-Competitive Supplemental Fund
For the Fiscal Year Ended June 30, 2023

	Final Budget	Actual	Variance
Revenues:			
Intergovernmental	\$ 288,553	\$ 99,334	\$ (189,219)
Expenditures:			
Current:			
Instruction:			
Regular:			
Materials and Supplies	12,579	12,579	-
Other:			
Salaries and Wages	7,400	6,914	486
Fringe Benefits	2,191	968	1,223
Total Other	9,591	7,882	1,709
Total Instruction	22,170	20,461	1,709
Support Services:			
Instructional Staff:			
Salaries and Wages	-	1,650	(1,650)
Fringe Benefits	-	231	(231)
Purchased Services	184,763	179,429	5,334
Total Instructional Staff	184,763	181,310	3,453
<i>Total Expenditures</i>	206,933	201,771	5,162
<i>Excess of Revenues Over (Under) Expenditures</i>	81,620	(102,437)	(184,057)
Other Financing Sources (Uses):			
Advances In	101,000	101,000	-
Advances Out	-	(5,750)	(5,750)
<i>Total Other Financing Sources (Uses)</i>	101,000	95,250	(5,750)
<i>Net Change in Fund Balance</i>	182,620	(7,187)	(189,807)
<i>Fund Balance (Deficit) at Beginning of Year</i>	(73,989)	(73,989)	-
<i>Fund Balance (Deficit) at End of Year</i>	\$ 108,631	\$ (81,176)	\$ (189,807)

Willoughby-Eastlake City School District
Lake County, Ohio
Schedule of Revenues, Expenditures, and Changes in Fund Balance
Budget (Non-GAAP Basis) and Actual
Title III Fund
For the Fiscal Year Ended June 30, 2023

	Final Budget	Actual	Variance
Revenues:			
Intergovernmental	\$ 21,462	\$ 20,492	\$ (970)
Expenditures:			
Current:			
Instruction:			
Special:			
Salaries and Wages	17,434	17,434	-
Fringe Benefits	500	-	500
Total Instruction	<u>17,934</u>	<u>17,434</u>	<u>500</u>
Support Services:			
Instructional Staff:			
Purchased Services	600	280	320
Operation of Non-Instructional Services:			
Community Services:			
Materials and Supplies	150	-	150
<i>Total Expenditures</i>	<u>18,684</u>	<u>17,714</u>	<u>970</u>
<i>Net Change in Fund Balance</i>	2,778	2,778	-
<i>Fund Balance (Deficit) at Beginning of Year</i>	<u>(2,778)</u>	<u>(2,778)</u>	<u>-</u>
<i>Fund Balance (Deficit) at End of Year</i>	<u>\$ -</u>	<u>\$ -</u>	<u>\$ -</u>

Willoughby-Eastlake City School District
Lake County, Ohio
Schedule of Revenues, Expenditures, and Changes in Fund Balance
Budget (Non-GAAP Basis) and Actual
Title I Fund
For the Fiscal Year Ended June 30, 2023

	Final Budget	Actual	Variance
Revenues:			
Intergovernmental	\$ 1,508,182	\$ 1,055,052	\$ (453,130)
Expenditures:			
Current:			
Instruction:			
Regular:			
Materials and Supplies	75,332	75,356	(24)
Special:			
Salaries and Wages	1,063,332	885,872	177,460
Fringe Benefits	149,912	124,022	25,890
Materials and Supplies	44,518	36,345	8,173
Total Special	1,257,762	1,046,239	211,523
Other:			
Salaries and Wages	9,500	3,623	5,877
Fringe Benefits	232	76	156
Total Other	9,732	3,699	6,033
Total Instruction	1,342,826	1,125,294	217,532
Support Services:			
Instructional Staff:			
Purchased Services	14,000	5,693	8,307
Pupil Transportation:			
Purchased Services	1,012	1,012	-
Total Support Services	15,012	6,705	8,307
Operation of Non-Instructional Services:			
Community Services:			
Purchased Services	26,418	(3,198)	29,616
Materials and Supplies	37,495	32,088	5,407
Total Community Services	63,913	28,890	35,023
<i>Total Expenditures</i>	1,421,751	1,160,889	260,862
<i>Excess of Revenues Over (Under) Expenditures</i>	86,431	(105,837)	(192,268)
Other Financing Sources (Uses):			
Advances In	110,400	110,400	-
Advances Out	(10,050)	(10,600)	(550)
<i>Total Other Financing Sources (Uses)</i>	100,350	99,800	(550)
<i>Net Change in Fund Balance</i>	186,781	(6,037)	(192,818)
<i>Fund Balance (Deficit) at Beginning of Year</i>	(101,496)	(101,496)	-
Prior Year Encumbrances Appropriated	25,703	25,703	-
<i>Fund Balance (Deficit) at End of Year</i>	\$ 110,988	\$ (81,830)	\$ (192,818)

Willoughby-Eastlake City School District
Lake County, Ohio
Schedule of Revenues, Expenditures, and Changes in Fund Balance
Budget (Non-GAAP Basis) and Actual
Drug Free Schools Fund
For the Fiscal Year Ended June 30, 2023

	Final Budget	Actual	Variance
Revenues:			
Intergovernmental	\$ 192,725	\$ 101,112	\$ (91,613)
Expenditures:			
Current:			
Instruction:			
Special:			
Salaries and Wages	20,000	24,332	(4,332)
Fringe Benefits	5,700	3,406	2,294
Purchased Services	30,000	33,849	(3,849)
Materials and Supplies	62,213	11,801	50,412
Total Special	<u>117,913</u>	<u>73,388</u>	<u>44,525</u>
Support Services:			
Instructional Staff:			
Salaries and Wages	11,500	7,969	3,531
Fringe Benefits	1,600	1,115	485
Purchased Services	17,000	11,348	5,652
Total Instructional Staff	<u>30,100</u>	<u>20,432</u>	<u>9,668</u>
Operation of Non-Instructional Services:			
Community Services:			
Salaries and Wages	2,000	-	2,000
Fringe Benefits	300	-	300
Purchased Services	3,162	3,162	-
Materials and Supplies	5,000	4,946	54
Total Community Services	<u>10,462</u>	<u>8,108</u>	<u>2,354</u>
<i>Total Expenditures</i>	<u>158,475</u>	<u>101,928</u>	<u>56,547</u>
<i>Excess of Revenues Over (Under) Expenditures</i>	<u>34,250</u>	<u>(816)</u>	<u>(35,066)</u>
Other Financing Sources (Uses):			
Advances In	15,800	15,800	-
Advances Out	-	(1,650)	(1,650)
<i>Total Other Financing Sources (Uses)</i>	<u>15,800</u>	<u>14,150</u>	<u>(1,650)</u>
<i>Net Change in Fund Balance</i>	50,050	13,334	(36,716)
<i>Fund Balance (Deficit) at Beginning of Year</i>	(64,441)	(64,441)	-
Prior Year Encumbrances Appropriated	30,612	30,612	-
<i>Fund Balance (Deficit) at End of Year</i>	<u>\$ 16,221</u>	<u>\$ (20,495)</u>	<u>\$ (36,716)</u>

Willoughby-Eastlake City School District
Lake County, Ohio
Schedule of Revenues, Expenditures, and Changes in Fund Balance
Budget (Non-GAAP Basis) and Actual
Preschool Disability Fund
For the Fiscal Year Ended June 30, 2023

	Final Budget	Actual	Variance
Revenues:			
Intergovernmental	\$ 89,622	\$ 10,629	\$ (78,993)
Expenditures:			
Current:			
Instruction:			
Special:			
Salaries and Wages	52,088	7,532	44,556
Materials and Supplies	35,241	34,139	1,102
Total Instruction	87,329	41,671	45,658
Support Services:			
Instructional Staff:			
Purchased Services	2,000	901	1,099
<i>Total Expenditures</i>	89,329	42,572	46,757
<i>Excess of Revenues Over (Under) Expenditures</i>	293	(31,943)	(32,236)
Other Financing Sources (Uses):			
Advances In	32,200	32,200	-
Advances Out	-	(300)	(300)
<i>Total Other Financing Sources (Uses)</i>	32,200	31,900	(300)
<i>Net Change in Fund Balance</i>	32,493	(43)	(32,536)
<i>Fund Balance (Deficit) at Beginning of Year</i>	6	6	-
<i>Fund Balance (Deficit) at End of Year</i>	\$ 32,499	\$ (37)	\$ (32,536)

Willoughby-Eastlake City School District
Lake County, Ohio
Schedule of Revenues, Expenditures, and Changes in Fund Balance
Budget (Non-GAAP Basis) and Actual
Class Size Reduction Fund
For the Fiscal Year Ended June 30, 2023

	Final Budget	Actual	Variance
Revenues:			
Intergovernmental	\$ 331,299	\$ 266,070	\$ (65,229)
Expenditures:			
Current:			
Support Services:			
Instructional Staff:			
Salaries and Wages	130,811	113,628	17,183
Fringe Benefits	58,312	49,332	8,980
Purchased Services	42,204	37,201	5,003
Materials and Supplies	8,002	2,244	5,758
Total Instructional Staff	<u>239,329</u>	<u>202,405</u>	<u>36,924</u>
Operation of Non-Instructional Services:			
Community Services:			
Purchased Services	<u>8,908</u>	<u>8,775</u>	<u>133</u>
<i>Total Expenditures</i>	<u>248,237</u>	<u>211,180</u>	<u>37,057</u>
<i>Excess of Revenues Over (Under) Expenditures</i>	<u>83,062</u>	<u>54,890</u>	<u>(28,172)</u>
Other Financing Sources (Uses):			
Advances In	10,700	10,700	-
Advances Out	-	<u>(25,400)</u>	<u>(25,400)</u>
<i>Total Other Financing Sources (Uses)</i>	<u>10,700</u>	<u>(14,700)</u>	<u>(25,400)</u>
<i>Net Change in Fund Balance</i>	93,762	40,190	(53,572)
<i>Fund Balance (Deficit) at Beginning of Year</i>	<u>(58,411)</u>	<u>(58,411)</u>	<u>-</u>
<i>Fund Balance (Deficit) at End of Year</i>	<u>\$ 35,351</u>	<u>\$ (18,221)</u>	<u>\$ (53,572)</u>

Willoughby-Eastlake City School District
Lake County, Ohio
Schedule of Revenues, Expenditures, and Changes in Fund Balance
Budget (Non-GAAP Basis) and Actual
Miscellaneous Federal Grants Fund
For the Fiscal Year Ended June 30, 2023

	Final Budget	Actual	Variance
Revenues:			
Intergovernmental	\$ 1,671,660	\$ 1,549,073	\$ (122,587)
Expenditures:			
Current:			
Instruction:			
Regular:			
Salaries and Wages	4,000	375	3,625
Fringe Benefits	640	53	587
Materials and Supplies	65,581	40,735	24,846
Total Regular	<u>70,221</u>	<u>41,163</u>	<u>29,058</u>
Adult/Continuing:			
Purchased Services	29,631	18,405	11,226
Materials and Supplies	68,189	26,892	41,297
Other	700	531	169
Total Adult/Continuing	<u>98,520</u>	<u>45,828</u>	<u>52,692</u>
Total Instruction	<u>168,741</u>	<u>86,991</u>	<u>81,750</u>
Support Services:			
Instructional Staff:			
Salaries and Wages	5,000	432	4,568
Fringe Benefits	727	60	667
Purchased Services	6,500	6,500	-
Total Instructional Staff	<u>12,227</u>	<u>6,992</u>	<u>5,235</u>
Operation and Maintenance of Plant:			
Purchased Services	30,030	123,303	(93,273)
Materials and Supplies	1,240,546	244,732	995,814
Capital Outlay	29,420	9,062	20,358
Total Operation and Maintenance of Plant	<u>1,299,996</u>	<u>377,097</u>	<u>922,899</u>
Total Support Services	<u>1,312,223</u>	<u>384,089</u>	<u>928,134</u>
<i>Total Expenditures</i>	<u>1,480,964</u>	<u>471,080</u>	<u>1,009,884</u>
<i>Excess of Revenues Over (Under) Expenditures</i>	<u>190,696</u>	<u>1,077,993</u>	<u>887,297</u>
Other Financing Sources (Uses):			
Advances In	49,400	49,400	-
Advances Out	(92,100)	(99,650)	(7,550)
<i>Total Other Financing Sources (Uses)</i>	<u>(42,700)</u>	<u>(50,250)</u>	<u>(7,550)</u>
<i>Net Change in Fund Balance</i>	147,996	1,027,743	879,747
<i>Fund Balance (Deficit) at Beginning of Year</i>	(18,351)	(18,351)	-
Prior Year Encumbrances Appropriated	19,584	19,584	-
<i>Fund Balance (Deficit) at End of Year</i>	<u>\$ 149,229</u>	<u>\$ 1,028,976</u>	<u>\$ 879,747</u>

Willoughby-Eastlake City School District
Lake County, Ohio
Schedule of Revenues, Expenditures, and Changes in Fund Balance
Budget (Non-GAAP Basis) and Actual
Bond Retirement Fund
For the Fiscal Year Ended June 30, 2023

	Final Budget	Actual	Variance
Revenues:			
Property and Other Local Taxes	\$ 6,064,537	\$ 6,034,365	\$ (30,172)
Intergovernmental	117,694	117,108	(586)
Investment Income	46,585	46,353	(232)
<i>Total Revenues</i>	<u>6,228,816</u>	<u>6,197,826</u>	<u>(30,990)</u>
Expenditures:			
Current:			
Support Services:			
Fiscal:			
Purchased Services	7,000	7,000	-
Other	72,089	72,089	-
Total Fiscal	<u>79,089</u>	<u>79,089</u>	<u>-</u>
Debt Service:			
Principal Retirement	2,984,205	2,984,205	-
Interest and Fiscal Charges	5,312,815	5,312,814	1
Total Debt Service	<u>8,297,020</u>	<u>8,297,019</u>	<u>1</u>
<i>Total Expenditures</i>	<u>8,376,109</u>	<u>8,376,108</u>	<u>1</u>
<i>Excess of Revenues Over (Under) Expenditures</i>	<u>(2,147,293)</u>	<u>(2,178,282)</u>	<u>(30,989)</u>
Other Financing Sources (Uses):			
Transfers In	3,083,390	3,068,049	(15,341)
<i>Net Change in Fund Balance</i>	936,097	889,767	(46,330)
<i>Fund Balance (Deficit) at Beginning of Year</i>	<u>5,446,242</u>	<u>5,446,242</u>	<u>-</u>
<i>Fund Balance (Deficit) at End of Year</i>	<u>\$ 6,382,339</u>	<u>\$ 6,336,009</u>	<u>\$ (46,330)</u>

Willoughby-Eastlake City School District
Lake County, Ohio
Schedule of Revenues, Expenditures, and Changes in Fund Balance
Budget (Non-GAAP Basis) and Actual
Permanent Improvement Fund
For the Fiscal Year Ended June 30, 2023

	Final Budget	Actual	Variance
Revenues:			
Property and Other Local Taxes	\$ 1,966,178	\$ 1,956,395	\$ (9,783)
Intergovernmental	434,456	432,293	(2,163)
<i>Total Revenues</i>	<u>2,400,634</u>	<u>2,388,688</u>	<u>(11,946)</u>
Expenditures:			
Current:			
Support Services:			
Fiscal:			
Other	25,506	25,379	127
Operation and Maintenance of Plant:			
Purchased Services	10,000	-	10,000
Pupil Transportation:			
Capital Outlay	100,109	153,630	(53,521)
Total Support Services	<u>135,615</u>	<u>179,009</u>	<u>(43,394)</u>
Capital Outlay:			
Purchased Services	250,000	-	250,000
Capital Outlay	503,145	500,641	2,504
Total Capital Outlay	<u>753,145</u>	<u>500,641</u>	<u>252,504</u>
<i>Total Expenditures</i>	<u>888,760</u>	<u>679,650</u>	<u>209,110</u>
<i>Excess of Revenues Over (Under) Expenditures</i>	<u>1,511,874</u>	<u>1,709,038</u>	<u>197,164</u>
Other Financing Sources (Uses):			
Insurance Recoveries	726,543	586,707	(139,836)
Transfers Out	(3,083,390)	(3,068,049)	15,341
<i>Total Other Financing Sources (Uses)</i>	<u>(2,356,847)</u>	<u>(2,481,342)</u>	<u>(124,495)</u>
<i>Net Change in Fund Balance</i>	(844,973)	(772,304)	72,669
<i>Fund Balance (Deficit) at Beginning of Year</i>	1,097,460	1,097,460	-
Prior Year Encumbrances Appropriated	195,522	195,522	-
<i>Fund Balance (Deficit) at End of Year</i>	<u>\$ 448,009</u>	<u>\$ 520,678</u>	<u>\$ 72,669</u>

Willoughby-Eastlake City School District
Lake County, Ohio
Schedule of Revenues, Expenditures, and Changes in Fund Balance
Budget (Non-GAAP Basis) and Actual
Building Fund
For the Fiscal Year Ended June 30, 2023

	Final Budget	Actual	Variance
Expenditures:			
Current:			
Support Services:			
Operation and Maintenance of Plant:			
Purchased Services	\$ 20,000	\$ 4,195	\$ 15,805
Capital Outlay:			
Capital Outlay	550,000	122,582	427,418
<i>Total Expenditures</i>	<u>570,000</u>	<u>126,777</u>	<u>443,223</u>
<i>Net Change in Fund Balance</i>	(570,000)	(126,777)	443,223
<i>Fund Balance (Deficit) at Beginning of Year</i>	<u>1,142,457</u>	<u>1,142,457</u>	<u>-</u>
<i>Fund Balance (Deficit) at End of Year</i>	<u>\$ 572,457</u>	<u>\$ 1,015,680</u>	<u>\$ 443,223</u>


Willoughby-Eastlake City School District
Lake County , Ohio
Schedule of Revenues, Expenditures, and Changes in Fund Balance
Budget (Non-GAAP Basis) and Actual
Central Warehouse Fund
For the Fiscal Year Ended June 30, 2023

	Final Budget	Actual	Variance
Revenues:			
Charges for Services	\$ 2,000	\$ -	(2,000)
Expenditures:			
Materials and Supplies	1,900	-	1,900
<i>Net Change in Fund Balance</i>	100	-	(100)
<i>Fund Balance (Deficit) at Beginning of Year</i>	11,934	11,934	-
<i>Fund Balance (Deficit) at End of Year</i>	<u>\$ 12,034</u>	<u>\$ 11,934</u>	<u>\$ (100)</u>

Willoughby-Eastlake City School District
Lake County , Ohio
Schedule of Revenues, Expenditures, and Changes in Fund Balance
Budget (Non-GAAP Basis) and Actual
Self Insurance Fund
For the Fiscal Year Ended June 30, 2023

	Final Budget	Actual	Variance
Revenues:			
Charges for Services	\$ 11,082,927	\$ 11,030,598	(52,329)
Other	91,948	91,490	(458)
<i>Total Revenues</i>	<u>11,174,875</u>	<u>11,122,088</u>	<u>(52,787)</u>
Expenditures:			
Fringe Benefits	433,989	93,728	340,261
Purchased Services	1,780,875	1,780,851	24
Claims	10,866,953	10,866,953	-
Materials and Supplies	302	300	2
Other	37,732	37,544	188
<i>Total Expenditures</i>	<u>13,119,851</u>	<u>12,779,376</u>	<u>340,475</u>
<i>Excess of Revenues Over (Under) Expenditures</i>	<u>(1,944,976)</u>	<u>(1,657,288)</u>	<u>287,688</u>
Other Financing Sources (Uses):			
Advances In	2,700,000	2,700,000	-
Advances Out	(500,000)	(500,000)	-
<i>Total Other Financing Sources (Uses)</i>	<u>2,200,000</u>	<u>2,200,000</u>	<u>-</u>
<i>Net Change in Fund Balance</i>	255,024	542,712	287,688
<i>Fund Balance (Deficit) at Beginning of Year</i>	1,884,565	1,884,565	-
Prior Year Encumbrances Appropriated	19,712	19,712	-
<i>Fund Balance (Deficit) at End of Year</i>	<u>\$ 2,159,301</u>	<u>\$ 2,446,989</u>	<u>\$ 287,688</u>

Statistical Section



Statistical Section

This part of the Willoughby-Eastlake City School District's annual comprehensive financial report presents detailed information as a context for understanding what the information in the financial statements, note disclosures and required supplementary information says about the School District's overall financial health.

<u>Contents</u>	<u>Page(s)</u>
Financial Trends These schedules contain trend information to help the reader understand how the School District's financial performance and well-being have changed over time.	156 - 165
Revenue Capacity These schedules contain information to help the reader assess the School District's most significant local revenue source, the property tax.	167 - 174
Debt Capacity These schedules present information to help the reader assess the affordability of the School District's current levels of outstanding debt and the School District's ability to issue additional debt in the future.	175 - 179
Economic and Demographic Information These schedules offer economic and demographic indicators to help the reader understand the environment within which the School District's financial activities take place.	181 - 183
Operating Information These schedules contain service data to help the reader understand how the information in the School District's financial report relates to the services the School District provides and the activities it performs.	184 - 190

Sources: Unless otherwise noted, the information in these schedules is derived from the annual comprehensive financial reports for the relevant year.

NOTE:

With the implementation of GASB No. 68 in fiscal year 2015, the calculation of pension expense has changed, however, government-wide expenses for 2014 and prior fiscal years were not restated to reflect this change.

With the implementation of GASB No. 75 in fiscal year 2018, the calculation of OPEB expense has changed, however, government-wide expenses for 2017 and prior fiscal years were not restated to reflect this change.

With the implementation of GASB No. 84 in fiscal year 2020, there have been minor reclassifications of funds (example custodial funds to special revenue for GAAP purposes). Prior fiscal years were not restated to reflect this change unless otherwise indicated.

Willoughby-Eastlake City School District
Lake County, Ohio
Net Position by Component
Last Ten Fiscal Years
(Accrual Basis of Accounting)

	<u>2023</u>	<u>2022</u>	<u>2021</u>	<u>2020</u>
Governmental Activities:				
Net Investment in Capital Assets	\$ 27,442,114	\$ 26,603,966	\$ 25,684,736	\$ 18,722,587
Restricted for:				
Capital Outlay	1,763,949	2,614,910	3,368,401	1,924,488
Debt Service	5,193,181	3,542,478	693,658	10,020,061
Other Purposes	8,042,839	4,435,892	2,425,486	1,878,263
Unrestricted	<u>(91,267,729)</u>	<u>(97,121,958)</u>	<u>(117,501,335)</u>	<u>(122,666,634)</u>
<i>Total Governmental Activities</i>				
<i>Net Position</i>	<u>\$ (48,825,646)</u>	<u>\$ (59,924,712)</u>	<u>\$ (85,329,054)</u>	<u>\$ (90,121,235)</u>

2019	2018	2017	2016	2015	2014
\$ 12,576,238	\$ 6,686,806	\$ 5,717,088	\$ 5,577,683	\$ 12,899,322	\$ 13,591,919
18,679,104	12,701,499	2,557,103	3,280,471	578,946	278,118
8,236,650	13,035,535	12,929,649	11,125,542	2,806,267	1,993,568
1,115,726	1,093,187	1,463,123	1,512,374	2,332,257	2,135,890
<u>(111,701,399)</u>	<u>(116,924,249)</u>	<u>(134,998,681)</u>	<u>(132,130,035)</u>	<u>(135,653,244)</u>	<u>(15,418,957)</u>
<u>\$ (71,093,681)</u>	<u>\$ (83,407,222)</u>	<u>\$ (112,331,718)</u>	<u>\$ (110,633,965)</u>	<u>\$ (117,036,452)</u>	<u>\$ 2,580,538</u>

Willoughby-Eastlake City School District
Lake County, Ohio
Changes in Net Position by Function
Last Ten Fiscal Years
(Accrual Basis of Accounting)

	<u>2023</u>	<u>2022</u>	<u>2021</u>	<u>2020</u>
Expenses:				
Governmental Activities:				
Regular Instruction	\$ 45,987,268	\$ 38,043,270	\$ 47,952,451	\$ 57,407,407
Special Instruction	13,000,102	10,394,544	12,864,460	14,854,656
Vocational Instruction	1,714,295	2,138,206	1,828,224	2,863,753
Adult/Continuing Instruction	2,095,233	2,398,238	2,367,813	1,292,038
Student Intervention	39,536	211,003	181,789	20,905
Other Instruction	3,347,497	2,554,182	2,787,872	3,374,830
Pupil Support	8,911,821	7,574,845	7,729,721	8,377,094
Instructional Staff Support	2,741,139	1,894,413	2,630,189	2,909,443
Board of Education	48,002	34,325	33,432	41,019
Administration	8,699,673	7,626,777	9,396,835	9,580,547
Fiscal	2,317,829	1,988,486	2,099,737	3,372,648
Business	685,675	481,125	852,569	741,410
Operation and Maintenance of Plant	8,478,612	6,825,941	8,609,057	8,421,156
Pupil Transportation	11,530,802	10,195,445	7,962,102	8,971,127
Central	1,968,924	2,599,401	2,093,347	2,679,629
Operation of Non-Instructional Services:				
Food Service Operations	2,721,181	2,586,218	2,912,252	2,889,869
Community Services	121,356	355,712	634,505	711,657
Other	42,791	24,760	10,879	17,930
Extracurricular Activities	1,894,155	1,629,571	1,520,459	1,497,779
Interest Expense	5,819,934	4,455,909	6,554,536	6,713,570
<i>Total Governmental Activities Expenses</i>	<u>122,165,825</u>	<u>104,012,371</u>	<u>121,022,229</u>	<u>136,738,467</u>
Program Revenues:				
Governmental Activities:				
Charges for Services:				
Regular Instruction	\$ 1,322,570	\$ 405,874	\$ 935,842	\$ 1,383,485
Special Instruction	41,659	162,669	193,677	72,407
Vocational Instruction	231,256	304,566	438,119	228,152
Adult/Continuing Instruction	530,452	526,749	609,737	549,269
Student Intervention	7,218	623	21,366	-
Other Instruction	-	-	-	9,526
Pupil Support	40,082	29,817	-	-
Administration	246,374	223,273	270,919	190,302
Fiscal	1,791	2,093	3,150	-
Business	967	1,181	-	-
Operation and Maintenance of Plant	4,452	3,231	-	375
Pupil Transportation	19,410	12,932	64	261
Central Support	5,527	6,660	9,323	-
Operation of Non-Instructional Services				
Operation of Food Service	990,409	82,831	77,458	883,930
Community Services	-	-	60	809
Other	51,348	24,407	11,795	17,871
Extracurricular Activities	584,941	561,866	308,547	273,217
Operating Grants and Contributions	12,520,119	14,823,940	19,278,957	12,012,986
Capital Grants and Contributions	-	30,120	49,009	1,204,870
<i>Total Governmental Activities Program Revenues</i>	<u>16,598,575</u>	<u>17,202,832</u>	<u>22,208,023</u>	<u>16,827,460</u>
Net (Expense) Revenue:	(105,567,250)	(86,809,539)	(98,814,206)	(119,911,007)

	2019	2018	2017	2016	2015	2014
\$	35,058,575	\$ 13,338,063	\$ 42,467,326	\$ 37,865,853	\$ 38,183,096	\$ 43,073,614
	10,915,211	5,177,137	12,813,274	11,217,828	10,951,520	4,403,737
	2,329,645	2,631,738	1,694,204	1,570,607	1,209,106	520,654
	945,083	630,143	1,133,578	1,065,676	835,518	630,891
	34,624	118,799	67,150	188,775	143,489	168,773
	3,800,748	2,848,102	3,244,599	3,099,347	309,302	185,902
	6,726,943	3,612,062	7,175,108	6,660,850	5,277,450	5,282,466
	2,503,033	1,399,065	3,014,815	2,609,465	7,031,554	7,974,388
	33,636	17,842	25,440	18,294	16	59,782
	7,533,124	3,881,311	8,557,545	7,557,646	6,104,579	5,138,349
	2,301,769	2,329,029	2,914,497	2,936,324	2,367,415	2,096,245
	953,943	950,368	1,071,285	1,443,314	933,637	635,040
	4,112,674	7,544,754	7,162,062	7,390,738	7,419,607	7,714,098
	9,661,611	9,695,968	8,563,011	9,102,490	7,911,172	7,959,219
	1,901,466	1,824,415	1,291,716	1,640,567	2,046,125	2,221,694
	2,949,285	2,568,620	2,697,524	2,617,667	2,405,084	2,040,380
	589,678	670,130	817,790	655,266	841,966	810,662
	25,469	20,036	57,261	-	3,364	2,024
	1,508,705	670,802	1,664,477	1,739,969	1,668,343	1,910,681
	6,943,363	6,432,046	7,453,884	3,609,642	2,017,559	2,346,703
	100,828,585	66,360,430	113,886,546	102,990,318	97,659,902	95,175,302
\$	1,462,320	\$ 1,164,800	\$ 992,264	\$ 1,346,852	\$ 1,225,173	\$ 1,496,136
	117,054	82,045	251,423	219,193	155,421	105,485
	4,216	439,331	16,980	2,320	47,857	1,368
	747,967	560,025	597,564	690,664	542,388	272,058
	1,298	14,950	-	-	-	-
	10,515	-	13,373	19,283	22,994	48,209
	218	-	-	-	-	-
	260,248	221,719	208,537	93,440	93,440	116,109
	-	-	-	-	-	-
	-	-	-	-	-	-
	-	-	201	-	-	-
	14,564	-	11,633	-	19,373	10,251
	8,058	5,254	-	-	-	-
	992,877	919,234	817,505	879,860	806,026	884,896
	115	-	23,336	24,113	23,790	56,110
	27,651	22,938	-	-	-	-
	160,911	341,931	330,462	356,855	333,844	359,750
	9,820,678	10,457,202	10,193,283	9,987,983	10,762,991	5,752,847
	6,699,677	1,475,088	-	-	-	-
	20,328,367	15,704,517	13,456,561	13,620,563	14,033,297	9,103,219
	(80,500,218)	(50,655,913)	(100,429,985)	(89,369,755)	(83,626,605)	(86,072,083)

(continued)

Willoughby-Eastlake City School District
Lake County, Ohio
Changes in Net Position by Function
Last Ten Fiscal Years
(Accrual Basis of Accounting)

	<u>2023</u>	<u>2022</u>	<u>2021</u>	<u>2020</u>
General Revenues and Other Changes in Net Position				
Governmental Activities:				
Property and Other Local Taxes Levied For:				
General Purposes	\$ 78,553,610	\$ 76,753,149	\$ 70,135,505	\$ 68,912,918
Debt Service	5,908,248	5,771,498	5,429,128	5,549,141
Capital Outlay	1,910,495	1,873,031	1,806,453	1,895,923
Grants and Entitlements not Restricted to specific Programs	26,762,054	27,135,063	23,700,815	22,774,963
Payment in Lieu of Taxes	272,309	217,759	200,427	177,571
Gain on Sale of Capital Assets	-	-	-	-
Insurance Recoveries	603,876	-	-	-
Investment Earnings	1,535,155	(103,244)	102,719	579,477
Miscellaneous	1,120,569	566,625	2,231,340	603,483
<i>Total Governmental Activities</i>	<u>116,666,316</u>	<u>112,213,881</u>	<u>103,606,387</u>	<u>100,493,476</u>
Extraordinary Item	-	-	-	-
<i>Total General Revenues and Extraordinary Item</i>	<u>116,666,316</u>	<u>112,213,881</u>	<u>103,606,387</u>	<u>100,493,476</u>
Change in Net Position	<u>\$ 11,099,066</u>	<u>\$ 25,404,342</u>	<u>\$ 4,792,181</u>	<u>\$ (19,417,531)</u>

	2019	2018	2017	2016	2015	2014
\$	58,942,686	\$ 70,838,749	\$ 62,277,418	\$ 62,657,788	\$ 65,964,161	\$ 57,870,414
	4,765,739	6,279,291	5,783,312	4,062,222	1,828,326	1,608,645
	1,629,764	1,927,847	1,738,595	1,736,964	132,267	130,226
	25,614,146	25,731,809	25,242,578	25,564,015	25,977,113	26,159,565
	228,462	259,019	-	-	52,696	-
	44,450	-	141,017	200,976	-	60,205
	9,545	-	2,521,676	-	-	-
	477,081	32,610	215,348	925,327	210,238	(46,070)
	394,737	402,030	812,288	624,950	556,553	756,162
	<u>92,106,610</u>	<u>105,471,355</u>	<u>98,732,232</u>	<u>95,772,242</u>	<u>94,721,354</u>	<u>86,539,147</u>
	707,149	6,197,596	-	-	-	-
	<u>92,813,759</u>	<u>111,668,951</u>	<u>98,732,232</u>	<u>95,772,242</u>	<u>94,721,354</u>	<u>86,539,147</u>
\$	<u>12,313,541</u>	<u>\$ 61,013,038</u>	<u>\$ (1,697,753)</u>	<u>\$ 6,402,487</u>	<u>\$ 11,094,749</u>	<u>\$ 467,064</u>

Willoughby-Eastlake City School District
Lake County, Ohio
Fund Balances, Governmental Funds
Last Ten Fiscal Years
(Modified Accrual Basis of Accounting)

	<u>2023</u>	<u>2022</u>	<u>2021</u>	<u>2020</u>
General Fund				
Nonspendable	\$ 12,951	\$ 12,574	\$ 12,574	\$ 8,974
Committed	371,547	317,334	434,769	593,870
Assigned	1,357,304	290,938	406,648	2,918,271
Unassigned	<u>29,453,283</u>	<u>20,108,095</u>	<u>12,471,482</u>	<u>2,166,628</u>
<i>Total General Fund</i>	<u>31,195,085</u>	<u>20,728,941</u>	<u>13,325,473</u>	<u>5,687,743</u>
All Other Governmental Funds				
Restricted	15,092,165	13,677,861	10,800,617	17,546,598
Committed	-	-	-	260,085
Unassigned	<u>(1,629,964)</u>	<u>(585,377)</u>	<u>(229,878)</u>	<u>(744,175)</u>
<i>Total All Other Governmental Funds</i>	<u>13,462,201</u>	<u>13,092,484</u>	<u>10,570,739</u>	<u>17,062,508</u>
<i>Total Governmental Funds</i>	<u>\$ 44,657,286</u>	<u>\$ 33,821,425</u>	<u>\$ 23,896,212</u>	<u>\$ 22,750,251</u>

2019	2018	2017	2016	2015	2014
\$ 8,974	\$ 5,928	\$ 5,928	\$ 5,928	\$ 5,030	\$ 2,195
919,335	591,608	78,127	283,648	316,061	1,820,550
5,364,683	18,942,169	7,332,657	4,862,483	2,374,719	3,344,582
3,927,039	109,431	9,061,442	8,400,232	10,952,816	2,971,030
10,220,031	19,649,136	16,478,154	13,552,291	13,648,626	8,138,357
35,809,660	98,080,483	118,504,187	131,288,407	6,684,735	8,156,354
-	-	-	-	-	-
(1,414,122)	(955,410)	(426,525)	(300,879)	(184,735)	(37,379)
34,395,538	97,125,073	118,077,662	130,987,528	6,500,000	8,118,975
<u>\$ 44,615,569</u>	<u>\$ 116,774,209</u>	<u>\$ 134,555,816</u>	<u>\$ 144,539,819</u>	<u>\$ 20,148,626</u>	<u>\$ 16,257,332</u>

Willoughby-Eastlake City School District
Lake County, Ohio
Changes in Fund Balances, Governmental Funds
Last Ten Fiscal Years
(Modified Accrual Basis of Accounting)

	2023	2022	2021	2020
Revenues:				
Property and Other Local Taxes	\$ 88,033,655	\$ 83,719,676	\$ 76,184,884	\$ 76,165,095
Intergovernmental	37,433,527	42,221,053	43,006,080	34,332,222
Investment Income	1,538,180	(102,458)	117,895	835,745
Tuition and Fees	1,859,258	1,864,295	2,007,370	1,760,172
Extracurricular Activities	698,335	648,586	326,364	416,185
Charges for Services	1,217,053	284,940	161,138	1,041,013
Rent	303,811	159,819	206,502	206,067
Contributions and Donations	123,081	96,323	129,847	1,058,018
Payment in Lieu of Taxes	272,309	217,759	200,427	177,571
Miscellaneous	1,120,569	369,265	1,311,089	746,431
<i>Total Revenues</i>	<u>132,599,778</u>	<u>129,479,258</u>	<u>123,651,596</u>	<u>116,738,519</u>
Expenditures:				
Current:				
Instruction:				
Regular	42,897,362	42,609,076	43,137,176	43,406,376
Special	12,495,546	11,836,758	11,985,434	13,809,630
Vocational	1,541,792	2,254,077	1,608,443	2,639,307
Adult Education	2,081,508	2,500,167	2,299,931	1,220,308
Student Intervention Services	25,722	224,369	220,304	47,577
Other	3,688,650	3,258,969	2,632,518	3,062,363
Support Services:				
Pupils	8,850,842	8,705,191	7,217,164	7,625,913
Instructional Staff	2,718,398	2,118,488	2,499,457	2,366,760
Board of Education	48,002	34,325	33,432	41,019
Administration	8,382,080	8,472,124	8,005,055	8,355,737
Fiscal	2,358,668	2,169,513	2,021,158	2,425,209
Business	670,661	518,683	833,310	716,754
Operation and Maintenance of Plant	8,577,032	7,719,982	7,677,764	8,476,812
Pupil Transportation	11,640,321	10,191,695	7,784,947	8,768,201
Central	2,036,900	2,880,885	2,005,103	2,617,468
Extracurricular Activities	1,844,119	1,719,138	1,335,584	1,275,895
Operation of Non-Instructional Services:				
Food Service Operations	2,830,650	2,875,926	2,895,785	2,782,014
Community Services	54,473	288,827	586,299	645,514
Other	42,791	24,760	10,879	17,930
Capital Outlay	613,603	224,421	113,135	19,716,432
Debt Service:				
Principal Retirement	3,120,985	3,287,481	11,727,962	2,730,000
Interest and Fiscal Charges	5,863,797	6,046,371	6,420,004	6,915,300
Advance Refunding Escrow	-	-	-	1,250,000
Issuance Costs	-	-	-	-
<i>Total Expenditures</i>	<u>122,383,902</u>	<u>119,961,226</u>	<u>123,050,844</u>	<u>140,912,519</u>
<i>Excess (Deficiency) of Revenue Over (Under) Expenditures</i>	<u>10,215,876</u>	<u>9,518,032</u>	<u>600,752</u>	<u>(24,174,000)</u>
Other Financing Sources (Uses):				
Proceeds from Sale of Capital Assets	16,109	107,565	1,540,365	22,177
Proceeds of General Obligation Bonds	-	-	-	-
Proceeds of Refunding Bonds Issued	-	5,290,000	765,000	31,287,452
Premium on Refunding Bonds Issued	-	780,380	-	5,139,137
Payment on Refunding Bonds Escrow Agent	-	(5,860,959)	(771,311)	(37,179,924)
Proceeds of Certificates of Participation	-	-	-	-
Discounts on Certificates of Participation	-	-	-	-
Premium on Certificates of Participation Issued	-	-	-	-
Proceeds on Refunding Certificates of Participation Issued	-	-	-	4,605,000
Premium on Refunding Certificates of Participation Issued	-	-	-	658,965
Payment to Refunded Certificates of Participation Agent	-	-	-	(3,894,238)
Discount on Bonds and Notes Issued	-	-	-	-
Premium on Bonds and Notes Issued	-	-	-	-
Insurance Recoveries	603,876	90,195	11,155	1,280,136
Transfers In	3,068,049	2,625,286	2,453,014	3,704,403
Transfers Out	(3,068,049)	(2,625,286)	(3,453,014)	(3,704,403)
<i>Total Financing Sources and (Uses)</i>	<u>619,985</u>	<u>407,181</u>	<u>545,209</u>	<u>1,918,705</u>
Extraordinary Item	-	-	-	-
<i>Net Change in Fund Balance</i>	<u>\$ 10,835,861</u>	<u>\$ 9,925,213</u>	<u>\$ 1,145,961</u>	<u>\$ (22,255,295)</u>
Debt Service as a Percentage of Noncapital Expenditures	7.40%	7.80%	14.79%	9.04%

	2019	2018	2017	2016	2015	2014
\$	65,509,088	\$ 79,184,723	\$ 71,189,705	\$ 68,475,028	\$ 66,625,605	\$ 60,829,901
	34,909,043	36,240,285	35,449,866	35,642,008	35,545,968	32,031,918
	2,713,151	731,023	215,348	925,326	206,801	(45,483)
	1,801,915	2,004,574	1,553,072	1,751,373	1,428,529	1,229,854
	413,154	445,594	444,474	462,306	464,242	516,144
	1,169,081	1,042,513	964,897	983,146	932,506	1,467,750
	255,694	307,307	255,243	400,976	361,804	248,069
	4,556,104	872,296	119,384	146,187	453,200	205,293
	228,462	259,019	-	-	52,696	-
	393,017	416,059	916,692	629,965	460,416	751,867
	<u>111,948,709</u>	<u>121,503,393</u>	<u>111,108,681</u>	<u>109,416,315</u>	<u>106,531,767</u>	<u>97,235,313</u>
	41,238,085	40,243,470	39,020,867	39,191,862	40,374,413	42,585,049
	12,706,373	12,819,136	12,002,949	11,432,313	10,940,016	4,440,636
	2,454,757	2,565,808	1,619,119	1,585,293	1,171,241	582,273
	1,053,530	1,089,367	1,097,405	1,097,123	869,032	630,848
	41,097	225,804	76,332	64,032	154,886	168,773
	3,743,484	3,522,381	3,025,436	3,142,640	309,603	234,544
	7,440,962	7,335,186	6,913,958	6,783,757	5,509,030	5,250,078
	2,691,790	2,423,300	2,840,365	2,899,489	7,350,756	7,670,457
	33,636	17,842	24,794	18,442	16	59,782
	8,006,819	7,916,488	8,215,895	7,681,231	6,184,222	5,248,196
	2,981,195	2,644,058	2,998,557	2,946,412	2,376,700	2,106,194
	987,285	1,039,681	1,056,818	1,433,293	930,911	640,346
	7,467,553	7,291,592	7,074,968	6,992,481	6,385,647	5,055,380
	9,478,488	9,840,037	8,032,342	9,041,644	7,568,245	7,578,537
	1,807,770	2,188,934	1,532,395	1,703,746	2,082,693	2,205,063
	1,606,703	1,596,072	1,519,424	1,738,682	1,705,686	1,873,842
	2,810,108	2,804,096	2,543,402	2,629,964	2,424,850	20,657
	574,072	754,809	822,292	661,029	857,884	2,134,758
	25,469	20,036	57,261	-	3,364	726,491
	76,640,592	30,756,497	14,259,423	7,333,806	4,165,923	16,094,804
	2,370,000	1,985,000	1,210,000	695,000	685,000	804,000
	6,981,191	6,880,156	7,813,938	2,045,757	1,937,275	1,563,962
	-	-	-	-	-	-
	-	-	-	961,023	33,920	431,414
	<u>193,140,959</u>	<u>145,959,750</u>	<u>123,757,940</u>	<u>112,079,019</u>	<u>104,021,313</u>	<u>108,106,084</u>
	(81,192,250)	(24,456,357)	(12,649,259)	(2,662,704)	2,510,454	(10,870,771)
	50,243	120,450	143,580	200,976	24,301	60,205
	-	-	-	115,750,000	1,300,000	-
	-	-	-	-	-	-
	-	-	-	-	-	-
	-	-	-	-	-	-
	8,220,000	-	-	5,610,000	-	13,270,000
	-	-	-	-	-	(197,349)
	46,673	-	-	-	-	-
	-	17,230,000	-	-	-	-
	-	296,664	-	-	-	-
	-	(17,169,959)	-	-	-	-
	-	-	-	(9,846)	-	-
	-	-	-	5,502,767	-	-
	9,545	-	2,521,676	-	72,889	-
	2,625,114	3,403,803	3,789,241	2,060,425	2,963,484	3,432,120
	(2,625,114)	(3,403,803)	(3,789,241)	(2,060,425)	(2,979,834)	(3,470,363)
	<u>8,326,461</u>	<u>477,155</u>	<u>2,665,256</u>	<u>127,053,897</u>	<u>1,380,840</u>	<u>13,094,613</u>
	707,149	6,197,595	-	-	-	-
\$	<u>(72,158,640)</u>	<u>(17,781,607)</u>	<u>(9,984,003)</u>	<u>\$ 124,391,193</u>	<u>\$ 3,891,294</u>	<u>\$ 2,223,842</u>
	8.42%	7.75%	8.30%	3.54%	2.64%	2.97%

This page intentionally left blank.

Willoughby-Eastlake City School District
Lake County, Ohio
Assessed and Estimated Actual Value of Taxable Property
Last Ten Collection Years

Collection Year	Real Property (1)		Public Utility (2)		Total		Ratio	Direct Rate
	Assessed Value	Estimated Actual Value	Assessed Value	Estimated Actual Value	Assessed Value	Estimated Actual Value		
2023	\$ 1,824,407,060	\$ 5,212,591,600	\$ 138,951,410	\$ 157,899,330	\$ 1,963,358,470	\$ 5,370,490,930	37%	63.63
2022	1,816,393,740	5,189,696,400	130,887,930	148,736,284	1,947,281,670	5,338,432,684	36%	63.88
2021	1,590,054,850	4,543,013,857	126,843,990	144,140,898	1,716,898,840	4,687,154,755	37%	66.99
2020	1,581,878,170	4,519,651,914	126,090,420	143,284,568	1,707,968,590	4,662,936,482	37%	61.89
2019	1,573,275,900	4,495,074,000	122,962,820	139,730,477	1,696,238,720	4,634,804,477	37%	62.12
2018	1,454,454,860	4,155,585,314	76,372,610	86,787,057	1,530,827,470	4,242,372,371	36%	64.33
2017	1,447,640,790	4,136,116,543	99,470,360	113,034,500	1,547,111,150	4,249,151,043	36%	64.48
2016	1,449,887,620	4,142,536,057	81,484,070	92,595,534	1,531,371,690	4,235,131,591	36%	64.27
2015	1,450,195,540	4,143,415,829	50,033,760	56,856,545	1,500,229,300	4,200,272,374	36%	61.17
2014	1,450,743,620	4,144,981,771	45,272,600	51,446,136	1,496,016,220	4,196,427,907	36%	61.24

Source: Lake County Auditor - Data is presented on a calendar year basis as this is the manner in which information is maintained by the County Auditor.

- (1) Real estate value is assessed at 35% of actual value.
- (2) Public utility personal is assessed at 88% of actual value.
- (3) Tangible personal property is assessed at 23% of actual value.

Willoughby-Eastlake City School District
Lake County, Ohio
Property Tax Rates - Direct and Overlapping Governments
(Per \$1,000 of Assessed Valuation)
Last Ten Years

	2023	2022	2021	2020	2019
School Current Expense	32.50	32.50	32.50	32.50	32.50
School Emergency Levy	26.78	26.98	29.84	24.74	24.96
School Bond Retirement	3.05	3.10	3.35	3.35	3.36
School Permanent Improvement	1.30	1.30	1.30	1.30	1.30
Total Direct Rate	<u>63.63</u>	<u>63.88</u>	<u>66.99</u>	<u>61.89</u>	<u>62.12</u>
Overlapping Rates by Taxing Districts					
City of Eastlake					
Effective Millage Rates	8.79	8.79	9.85	9.86	9.84
Residential/Agricultural	11.54	11.49	11.42	1.68	11.31
Commercial/Industrial	12.80	12.80	12.80	12.80	12.80
Tangible/Public Utility Personal					
Lakeline Village					
Effective Millage Rates					
Residential/Agricultural	7.24	8.00	8.00	8.00	7.98
Commercial/Industrial	8.00	7.28	8.00	8.00	8.00
Tangible/Public Utility Personal	8.00	8.00	8.00	8.00	8.00
Timberlake Village					
Effective Millage Rates					
Residential/Agricultural	13.66	13.68	15.74	15.77	15.67
Commercial/Industrial	21.20	21.20	21.20	21.20	21.20
Tangible/Public Utility Personal	21.20	21.20	21.20	21.20	21.20
Waite Hill Village					
Effective Millage Rates					
Residential/Agricultural	22.20	22.20	22.20	22.20	22.20
Commercial/Industrial	22.20	22.20	22.20	22.00	22.20
Tangible/Public Utility Personal	22.20	22.20	22.20	22.20	22.20
City of Willoughby					
Effective Millage Rates					
Residential/Agricultural	5.40	5.42	5.83	5.84	5.82
Commercial/Industrial	6.32	6.35	6.43	6.45	6.40
Tangible/Public Utility Personal	8.38	8.40	8.48	8.48	8.46

2018	2017	2016	2015	2014
32.50	32.50	32.50	32.50	32.50
27.03	26.69	26.48	27.37	27.44
3.50	3.99	3.99	0.00	0.00
1.30	1.30	1.30	1.30	1.30
<u>64.33</u>	<u>64.48</u>	<u>64.27</u>	<u>61.17</u>	<u>61.24</u>

10.38	5.88	5.87	5.87	5.85
11.67	7.09	6.86	6.86	6.75
12.80	8.30	8.30	8.30	8.30

8.00	8.00	8.00	8.00	8.00
8.00	8.00	8.00	8.00	8.00
8.00	8.00	8.00	8.00	8.00

17.25	17.25	17.24	17.22	17.22
21.20	21.20	21.20	21.20	21.20
21.20	21.20	21.20	21.20	21.20

22.20	22.20	22.20	22.20	22.20
22.20	22.20	22.20	22.20	22.20
22.20	22.20	22.20	22.20	22.20

6.11	6.10	6.05	6.10	6.12
6.72	6.72	6.66	6.63	6.65
8.54	8.54	8.49	8.49	8.51

(continued)

Willoughby-Eastlake City School District
Lake County, Ohio
Property Tax Rates - Direct and Overlapping Governments
(Per \$1,000 of Assessed Valuation)
Last Ten Years

	2023	2022	2021	2020	2019
City of Willoughby Hills					
Effective Millage Rates					
Residential/Agricultural	6.73	6.73	7.04	7.04	7.04
Commercial/Industrial	6.94	6.99	7.03	7.06	7.03
Tangible/Public Utility Personal	7.30	7.30	7.30	7.30	7.30
Willoughby-Eastlake Public Library					
Effective Millage Rates					
Residential/Agricultural	2.55	2.56	3.00	3.00	2.00
Commercial/Industrial	3.09	3.10	3.10	3.15	2.11
Tangible/Public Utility Personal	3.30	3.30	3.30	3.30	2.30
City of Willowick					
Effective Millage Rates					
Residential/Agricultural	18.23	18.23	18.51	18.51	18.51
Commercial/Industrial	18.91	18.90	18.91	18.91	18.90
Tangible/Public Utility Personal	19.75	19.75	19.75	19.75	19.75
Lake County					
Effective Millage Rates					
Residential/Agricultural	13.03	13.09	14.83	14.85	14.83
Commercial/Industrial	16.40	16.40	16.04	16.12	16.06
Tangible/Public Utility Personal	17.10	17.13	16.77	16.78	16.78

Source: Office of the County Auditor, Lake County, Ohio

2018	2017	2016	2015	2014
7.30	7.30	7.29	7.30	7.30
7.26	7.28	7.30	7.30	7.30
7.30	7.30	7.30	7.30	7.30
2.16	2.16	2.16	2.17	2.17
2.27	2.26	2.26	2.25	2.24
2.30	2.30	2.30	2.30	2.30
18.32	18.31	18.31	18.31	18.30
18.79	18.80	18.80	18.79	18.78
19.50	19.50	19.50	19.50	19.50
15.16	14.86	14.85	14.64	14.64
15.92	15.62	15.60	15.18	15.16
16.00	15.70	15.70	15.30	15.30

Willoughby-Eastlake City School District
Lake County, Ohio
Property Tax Levies and Collections (1)
Last Ten Years

Year (2)	Total Tax Levy	Current Collections	Percent of Current Levy Collected	Delinquent Collections (3)	Total Collection	Percent of Total Tax Collections to Tax Levy
2023	\$ 94,407,146	\$ 93,158,477	98.68%	\$ 1,688,181	\$ 94,846,658	100.47%
2022	94,031,740	91,739,235	97.56%	3,219,960	94,959,195	100.99%
2021	91,589,609	88,940,425	97.11%	1,765,571	90,705,996	99.04%
2020	82,574,803	79,841,466	96.69%	1,532,254	81,373,720	98.55%
2019	82,211,463	80,268,070	97.64%	1,734,852	82,002,922	99.75%
2018	79,382,774	77,585,993	97.74%	2,165,285	79,751,278	100.46%
2017	80,652,472	78,496,396	97.33%	3,391,399	81,887,795	101.53%
2016	79,237,255	75,948,570	95.85%	3,458,975	79,407,545	100.21%
2015	72,165,308	68,988,825	95.60%	2,978,902	71,967,727	99.73%
2014	72,100,523	68,445,322	94.93%	2,540,122	70,985,444	98.45%

Source: Lake County Auditor.

Data is presented on a calendar year basis because that is the manner in which the information is maintained by the County Auditor.

- (1) Includes Homestead/Rollback taxes assessed locally, but distributed through the State and reported as Intergovernmental revenue.
- (2) The County's current operating system does not track delinquency tax collections by tax year. Outstanding delinquencies are tracked in total by the date the parcel is first certified delinquent. Penalties and interest are applied to the total outstanding delinquent balance. The presentation will be updated as new information becomes available.
- (3) Tax information cannot be broken out for real property, public utility and personal tangible.

Willoughby-Eastlake City School District
Lake County, Ohio
Principal Taxpayers
Real Estate Tax
December 31, 2023 and December 31, 2014

Name of Taxpayer	Assessed Value (1)	Percent of Real Assessed Value
December 31, 2023		
Firstenergy Generation Corp	\$ 20,755,000	1.14%
Tamarac Apartment LLC	13,274,640	0.73%
Willoughby Commons LLC	8,732,950	0.48%
Winchester Apts LTD	7,700,000	0.42%
Pine Ridge G & H LLC	7,498,570	0.41%
Ohio Presbyterian Retirement	5,906,500	0.32%
Grace Episcopal Church	5,799,920	0.32%
Residences at CRW LLC	5,692,670	0.31%
Bishop Park Towers I LLC	5,298,130	0.29%
Shoregate Station LLC	5,249,150	0.29%
Totals	<u>\$ 85,907,530</u>	<u>4.71%</u>
Total Assessed Valuation	<u>\$ 1,824,407,060</u>	
December 31, 2014		
Firstenergy Generation Corp	\$ 22,750,000	1.57%
Tamarac Apartment LLC	12,848,810	0.89%
DDRTC Willoughby Hills	10,062,510	0.69%
First Interstate Willoughby	9,938,280	0.69%
Lake Hospital Systems	7,414,210	0.51%
Pine Ridge G & H LLC	7,000,900	0.48%
Winchester Apts LTD	6,790,010	0.47%
Ohio Presbyterian Retirement	5,410,650	0.37%
Shoregate Properties LLC	4,991,820	0.34%
Pine Ridge Valley Apartments	4,741,330	0.33%
Totals	<u>\$ 91,948,520</u>	<u>6.34%</u>
Total Assessed Valuation	<u>\$ 1,450,743,620</u>	

(1) The amounts presented represent the assessed values upon which 2023 and 2014 collections were based.

Willoughby-Eastlake City School District
Lake County, Ohio
Principal Taxpayers
Public Utility
December 31, 2023 and December 31, 2014

Name of Taxpayer	Assessed Value	Percent of Real Assessed Value
December 31, 2023		
American Transmission System	\$ 100,144,040	72.07%
CEI	34,294,490	24.68%
East Ohio Gas	3,306,090	2.38%
Totals	<u>\$ 137,744,620</u>	<u>99.13%</u>
Total Assessed Valuation	<u>\$ 138,951,410</u>	
December 31, 2013		
Firstenergy Generation	\$ 27,040,240	59.73%
CEI	8,737,450	19.30%
American Transmission System	7,235,260	15.98%
East Ohio Gas	1,900,240	4.20%
Totals	<u>\$ 44,913,190</u>	<u>99.21%</u>
Total Assessed Valuation	<u>\$ 45,272,600</u>	

Source: Lake County Auditor

(1) The amounts presented represent the assessed values upon which 2023 and 2014 collections were based.

Willoughby-Eastlake City School District
Lake County, Ohio
Ratio of General Bonded Debt to Estimated Actual
Value, Ratio of General Debt to Personal Income and Debt per Capita
Last Ten Fiscal Years

Fiscal Year	Outstanding Debt Obligations (1)			Percentage of Personal Income	Net Debt Per Capita
	General Obligation Bonds	Direct Placement Bonds (2)	Total		
2023	\$ 119,276,174	\$ 37,024,139	\$ 156,300,313	N/A	\$ 399
2022	121,659,602	38,042,087	159,701,689	N/A	408
2021	123,950,255	39,725,035	163,675,290	N/A	414
2020	126,366,896	40,567,982	166,934,878	0.04%	427
2019	124,661,101	41,385,000	166,046,101	0.03%	422
2018	135,133,323	33,845,000	168,978,323	0.03%	457
2017	136,900,545	32,300,000	169,200,545	0.03%	464
2016	138,132,767	32,435,000	170,567,767	0.03%	468
2015	17,445,000	26,955,000	44,400,000	0.12%	59
2014	16,705,000	27,080,000	43,785,000	0.12%	57

Source: School District records

N/A - This information is not currently available

- (1) See notes to the financial statements regarding the School District's outstanding debt information
- (2) Change in classification of certificates of participation & direct placement bonds in 2019 due to GASB 88. Prior years were updated to reflect this change.

Willoughby-Eastlake City School District
Lake County, Ohio
Computation of Legal Debt Margin
Last Ten Fiscal Years

	<u>2023</u>	<u>2022</u>	<u>2021</u>	<u>2020</u>
Assessed Valuation (2)	\$ 1,824,407,060	\$ 1,816,393,740	\$ 1,590,054,850	\$ 1,581,878,170
Bonded Debt Limit - 9% of Assessed Value (1)	\$ 164,196,635	\$ 163,475,437	\$ 143,104,937	\$ 142,369,035
Outstanding Debt:				
General Obligation Bonds (3)	119,276,174	121,659,602	123,950,255	103,196,114
Direct Placement Notes	-	-	-	8,625,000
Certificates of Participation	37,024,139	38,042,087	39,725,035	40,567,982
Less Amount Available in Debt Service	(5,193,181)	(6,756,995)	(5,767,047)	(10,020,061)
Total	<u>151,107,132</u>	<u>152,944,694</u>	<u>157,908,243</u>	<u>142,369,035</u>
Exemptions:				
Certificates of Participation	37,024,139	38,042,087	39,725,035	40,567,982
Amount of Debt Subject to Debt Limit:	<u>114,082,993</u>	<u>114,902,607</u>	<u>118,183,208</u>	<u>101,801,053</u>
Overall Debt Margin	<u>\$ 50,113,642</u>	<u>\$ 48,572,830</u>	<u>\$ 24,921,729</u>	<u>\$ 40,567,982</u>
Legal Debt Margin as a Percentage of Debt Limit	31%	30%	17%	28%
Bonded Debt Limit - .1% of Assessed Value (1)	\$ 1,824,407	\$ 1,816,394	\$ 1,590,055	\$ 1,581,878
Amount of Debt Applicable	-	-	-	-
Unvoted Debt Margin	<u>\$ 1,824,407</u>	<u>\$ 1,816,394</u>	<u>\$ 1,590,055</u>	<u>\$ 1,581,878</u>
Unvoted Legal Debt Margin as a Percentage of the Unvoted Debt Limitation	100%	100%	100%	100%

Source: Lake County Auditor and School District Financial Records

(1) Ohio Bond Law sets a limit of 9% for overall debt and 1/10 of 1% for unvoted debt.

(2) Effective fiscal year 2012, the change due to HB530 was implemented using assessed valuation utilized in the legal debt margin calculation to exclude tangible personal property as well as railroad and telephone tangible property.

(3) Ohio Revised Code Section 133.06 (I) permits school districts to incur net indebtedness in excess of the 9% limitation when necessary to raise the school district's portion of certain project costs when participating in an Ohio Facilities Construction Commission project. As a result, any portion of the 2016 School Improvement Bonds in excess of the 9% limitations is exempted from that limitation.

2019	2018	2017	2016	2015	2014
<u>\$ 1,573,275,900</u>	<u>\$ 1,454,454,860</u>	<u>\$ 1,447,640,790</u>	<u>\$ 1,449,887,620</u>	<u>\$ 1,450,195,540</u>	<u>\$ 1,450,743,620</u>
\$ 141,594,831	\$ 130,900,937	\$ 130,287,671	\$ 130,489,886	\$ 130,517,599	\$ 130,566,926
99,821,481	110,091,472	110,917,320	109,180,428	17,445,000	16,705,000
8,625,000	8,625,000	8,625,000	8,625,000	8,625,000	8,625,000
41,385,000	33,845,000	32,300,000	32,435,000	26,955,000	27,080,000
<u>(8,236,650)</u>	<u>(13,035,535)</u>	<u>(12,929,649)</u>	<u>(11,125,542)</u>	<u>(2,806,267)</u>	<u>(1,993,568)</u>
141,594,831	139,525,937	138,912,671	139,114,886	50,218,733	50,416,432
41,385,000	33,845,000	32,300,000	32,435,000	26,955,000	27,080,000
100,209,831	105,680,937	106,612,671	106,679,886	23,263,733	23,336,432
<u>\$ 41,385,000</u>	<u>\$ 25,220,000</u>	<u>\$ 23,675,000</u>	<u>\$ 23,810,000</u>	<u>\$ 107,253,866</u>	<u>\$ 107,230,494</u>
29%	19%	18%	18%	82%	82%
\$ 1,573,276	\$ 1,454,455	\$ 1,447,641	\$ 1,449,888	\$ 1,450,196	\$ 1,450,744
-	-	-	-	-	-
<u>\$ 1,573,276</u>	<u>\$ 1,454,455</u>	<u>\$ 1,447,641</u>	<u>\$ 1,449,888</u>	<u>\$ 1,450,196</u>	<u>\$ 1,450,744</u>
100%	100%	100%	100%	100%	100%

Willoughby-Eastlake City School District
Lake County, Ohio
Computation of Direct (1) and Overlapping Government Activities Debt
as of June 30, 2023

	Outstanding Debt Obligations	Percentage Applicable to School District (1)	Amount Application to School District
Direct:			
Willoughby-Eastlake City School District	\$ 156,300,313	100.00%	\$ 156,300,313
Overlapping:			
Lake County	18,980,000	26.47%	5,024,006
Eastlake City	2,290,000	99.95%	2,288,855
Willoughby City	19,625,000	97.54%	19,142,225
Willoughby Hills City	1,640,000	100.00%	1,640,000
Willowick City	138,635	99.96%	138,580
Waite Hill Village	1,260,000	23.09%	290,934
Lake County Community College	31,780,000	26.47%	8,412,166
Total Overlapping	75,713,635		36,936,766
Total	\$ 232,013,948		\$ 193,237,079

Source: Ohio Municipal Advisory Council.

(1) Percentages were determined by dividing the assessed valuation of the political subdivision located within the boundaries of the School District by the total assessed valuation of the subdivision.

Willoughby-Eastlake City School District
Lake County, Ohio
Ratio of Debt
to Assessed Value and Debt per Capita
Last Ten Fiscal Years

Fiscal Year	Population	Estimated Actual Value of Taxable Property	General Bonded Debt Outstanding	Direct Placement Bonded Debt Outstanding	Resources Available to Pay Principal	Net General Bonded Debt	Ratio of Net Bonded Debt to Estimated Actual Value	Net Debt Bonded Debt Per Capita
2023	67,168	\$ 5,354,461,807	\$ 119,276,174	\$ 37,024,139	\$ 5,193,181	\$ 151,107,132	2.82%	\$ 2,250
2022	65,592	5,012,793,720	121,659,602	38,042,087	3,542,478	156,159,211	3.12%	2,381
2021	65,689	4,675,045,619	123,950,255	39,725,035	693,658	162,981,632	3.49%	2,481
2020	65,689	4,648,870,480	126,366,896	40,567,982	10,020,061	156,914,817	3.38%	2,389
2019	65,689	4,438,588,424	124,661,101	41,385,000	8,236,650	157,809,451	3.56%	2,402
2018	65,393	4,245,761,707	135,133,323	33,845,000	13,035,535	155,942,788	3.67%	2,385
2017	65,255	4,242,141,317	136,900,545	32,300,000	12,929,649	156,270,896	3.68%	2,395
2016	65,069	4,217,701,983	138,132,767	32,435,000	11,125,542	159,442,225	3.78%	2,450
2015	64,950	4,198,350,141	17,445,000	26,955,000	2,806,267	41,593,733	0.99%	640
2014	65,071	4,238,993,762	16,705,000	27,080,000	1,993,568	41,791,432	0.99%	642

Source: School District records and US Census Bureau.

This page intentionally left blank.

Willoughby-Eastlake City School District
Lake County, Ohio
Principal Employers
December 31, 2022

		December 31, 2022		
Employer	Nature of Business	Employees	Percent of Total Employment	Rank
University Hospitals Health Systems (Lake Hospi	Hospitals	2,643	22.44%	1
Cleveland Clinic Foundation	Hospitals	833	7.07%	4
Produce Packaging Inc	Distribution	713	6.05%	5
Ohio Living	Health Care	587	4.98%	8
Willoughby-Eastlake City School District	Public Schools	1,404	11.92%	3
Walmart, Inc.	Department Store	678	5.76%	6
Progresive Casualty INS CO	Insurance	2,364	20.07%	2
HHC Ohio Inc	Health Care	432	3.67%	12
City of Willoughby	Government	491	4.17%	11
Swagelok Manufacturing CO LLC	Manufacturing	530	4.50%	9
PCC Airfoils LLC	Manufacturing	506	4.30%	10
Riser Foods	Grocery Store	597	5.07%	7
Total		11,778		

Source: Regional Income Tax Agency

Note: Historical information not readily available.

Willoughby-Eastlake City School District
Lake County, Ohio
Demographic and Economic Statistics
Last Ten Years

Fiscal Year	Lake County Population (1)	City of Eastlake Population (1)	City of Willoughby Population (1)	City of Willoughby Hills Population (1)	City of Willowick Population (1)
2023	233,371	17,252	23,808	9,916	14,061
2022	232,023	17,499	23,898	9,970	14,145
2021	232,603	17,670	23,959	10,019	14,204
2020	230,149	18,042	22,977	9,553	14,105
2019	230,102	18,104	22,952	9,556	14,119
2018	230,159	18,186	22,879	9,552	14,152
2017	229,525	18,175	22,858	9,507	14,123
2016	229,836	18,287	22,649	9,502	14,167
2015	229,857	18,385	22,480	9,487	14,166
2014	230,075	18,454	22,451	9,511	14,163

Source:

- (1) United States Census Bureau
- (2) Ohio Department of Job and Family Services
- (3) Ohio Department of Taxation

N/A - This information is not currently available

Village of Lakeline Population (1)	Village of Timberlake Population (1)	Total Federal Adjusted Gross Income (3)	Personal Income (3)	Lake County Unemployment Rate (2)
214	609	N/A	N/A	3.3%
216	644	N/A	N/A	4.0%
217	646	N/A	N/A	12.0%
217	648	2,193,496,203	59,783	4.3%
217	651	2,088,903,513	57,925	5.7%
220	656	1,970,061,846	55,655	5.7%
220	655	1,919,948,467	54,494	4.9%
221	660	1,901,847,497	55,222	5.7%
222	665	1,837,616,324	53,410	6.7%
225	667	1,783,388,823	50,980	7.1%

Willoughby-Eastlake City School District
Lake County, Ohio
Building Statistics by Function/Program
Last Three Years (1)

	2023	2022	2021
Edison Elementary School			
Constructed in 1963, additions in 2011 and 2013			
Total Building Square Footage	41,763	41,763	41,763
Enrollment Grades K-5	549	555	566
Student Capacity - enrollment	700	700	700
Grant Elementary School			
Constructed in 1962, additions in 2011			
Total Building Square Footage	39,687	39,687	39,687
Enrollment Grades K-5	532	555	570
Student Capacity - enrollment	780	780	780
Thomas Jefferson Elementary School			
Constructed in 1953, additions in 1958 and 1970			
Total Building Square Footage	64,442	64,442	64,442
Enrollment Grades K-5	391	406	408
Student Capacity - enrollment	580	580	580
Longfellow Elementary School			
Constructed in 2019			
Total Building Square Footage	80,173	80,173	80,173
Enrollment Grades K-5	466	435	442
Student Capacity - enrollment	380	380	380
Royalview Elementary School			
Constructed in 1957, additions in 2011 and 2019			
Total Building Square Footage	80,774	80,774	80,774
Enrollment Grades K-5	707	707	710
Student Capacity - enrollment	1,240	1,240	1,240
Eastlake Middle School			
Constructed in 1951, additions in 2019			
Total Building Square Footage	70,403	70,403	70,403
Enrollment Grades 6-8	328	353	366
Student Capacity - enrollment	800	800	800
Willoughby Middle School			
Constructed in 1959, additions in 2011-2014 and 2019			
Total Building Square Footage	113,303	113,303	11,303
Enrollment Grades 6-8	548	565	578
Student Capacity - enrollment	1,125	1,125	1,125
Willowick Middle School			
Constructed in 1957, additions in 2011 and 2019			
Total Building Square Footage	95,089	95,089	95,089
Enrollment Grades 6-8	470	486	495
Student Capacity - enrollment	975	975	975

(continued)

Willoughby-Eastlake City School District
Lake County, Ohio
Building Statistics by Function/Program
Last Three Years (1)

	<u>2023</u>	<u>2022</u>	<u>2021</u>
North High School			
Constructed in 2019			
Total Building Square Footage	177,453	177,453	177,453
Enrollment Grades 9-12	1,273	1,215	1,249
Student Capacity - enrollment	1,325	1,325	1,325
South High School			
Constructed in 2019			
Total Building Square Footage	206,139	206,139	206,139
Enrollment Grades 9-12	1,117	1,083	1,127
Student Capacity - enrollment	1,550	1,550	1,550
Northern Career Institute - Willoughby			
Constructed in 1997, additions in 2016 and 2019			
Total Building Square Footage	30,586	30,586	30,586
Enrollment Grades 11-12	137	120	148
Student Capacity - enrollment	450	450	450
Northern Career Institute - Eastlake			
Constructed in 1965, additions in 2012 and 2019			
Total Building Square Footage	72,692	72,692	72,692
Enrollment Grades Pre-K and 11-12	293	242	259
Student Capacity - enrollment	625	625	625
School of Innovation			
Constructed in 1975, additions in 2004 and 2014			
Total Building Square Footage	85,000	85,000	85,000
Enrollment Grades 3-8	433	438	445
Student Capacity - enrollment	675	675	675

Source: School District Records

(1) Ten years will be accumulated as they become available.

Willoughby-Eastlake City School District
Lake County, Ohio
Per Pupil Cost
Last Ten Fiscal Years

Year	General Fund Expenditures	Average Daily Student Enrollment	Cost Per Pupil
2023	\$ 100,640,230	6,931	\$ 14,520
2022	97,913,728	6,877	14,238
2021	90,834,208	7,195	12,625
2020	101,033,693	7,514	13,446
2019	99,574,308	7,737	12,870
2018	97,956,633	7,798	12,562
2017	94,186,657	7,913	11,903
2016	94,408,264	8,072	11,696
2015	90,631,831	8,052	11,256
2014	83,904,264	8,255	10,164

Source: School District Financial Records

Willoughby-Eastlake City School District
Lake County, Ohio
Enrollment Statistics
Last Ten Fiscal Years

Year	Elementary School	Middle School	High School	Tech/STEM School	Total
2023	2,637	1,328	2,389	577	6,931
2022	2,663	1,431	2,203	580	6,877
2021	2,743	1,506	2,343	603	7,195
2020	2,913	1,588	2,331	682	7,514
2019	3,022	1,628	2,481	606	7,737
2018	3,150	1,586	2,543	519	7,798
2017	3,233	1,639	2,582	459	7,913
2016	3,324	1,713	2,633	402	8,072
2015	3,531	1,816	2,604	101	8,052
2014	3,554	1,899	2,701	101	8,255

Source: School District Records/Ohio Department of Education

Willoughby-Eastlake City School District
Lake County, Ohio
Full-Time Equivalent Certified School District Teachers by Education
Last Ten Fiscal Years

Degree	2023	2022	2021	2020
Bachelor's Degree	36	41	33	35
Bachelor + 15	17	19	17	21
Bachelor + 30	46	45	51	49
Master's Degree	204	200	202	213
Master's + 15	110	112	112	115
Master's + 30	53	52	56	49
Master's + 45	16	20	18	17
Master's + 60	24	25	24	23
Phd	6	6	5	5
Total	<u>512</u>	<u>520</u>	<u>518</u>	<u>527</u>

Source: School District Personnel Records.

<u>2019</u>	<u>2018</u>	<u>2017</u>	<u>2016</u>	<u>2015</u>	<u>2014</u>
60	59	69	63	60	46
27	29	32	31	26	21
49	47	47	46	47	53
221	220	220	219	225	255
112	111	105	102	104	94
49	45	42	38	30	24
18	13	10	11	12	10
22	22	23	19	21	19
<u>5</u>	<u>6</u>	<u>6</u>	<u>6</u>	<u>3</u>	<u>2</u>
<u>563</u>	<u>552</u>	<u>554</u>	<u>535</u>	<u>528</u>	<u>524</u>

Willoughby-Eastlake City School District
Lake County, Ohio
School District Employees by Function/Program
Last Three Years (1)

Function	2023	2022	2021
Instruction			
Regular	377	381	375
Special	86	83	83
Vocational	10	10	10
Student Intervention	25	25	25
Support Services			
Pupils	147	142	125
Instructional Staff	90	86	86
Administration	34	34	35
Fiscal	9	8	9
Business	3	3	3
Operation and Maint. Of Plant	63	61	62
Central	3	3	3
Operation of Non-Instructional Services			
Operation of Food Service	40	35	39
Extracurricular Activities	2	2	2
Totals	889	873	857

Method: Using 1.0 for each full-time equivalent at fiscal year end.

(1) Ten years will be accumulated as they become available.

Source: School District Records

OHIO AUDITOR OF STATE KEITH FABER



WILLOUGHBY-EASTLAKE CITY SCHOOL DISTRICT

LAKE COUNTY

AUDITOR OF STATE OF OHIO CERTIFICATION

This is a true and correct copy of the report, which is required to be filed pursuant to Section 117.26, Revised Code, and which is filed in the Office of the Ohio Auditor of State in Columbus, Ohio.



Certified for Release 3/21/2024

88 East Broad Street, Columbus, Ohio 43215
Phone: 614-466-4514 or 800-282-0370

This report is a matter of public record and is available online at
www.ohioauditor.gov