



OHIO AUDITOR OF STATE
KEITH FABER



**TRIAD LOCAL SCHOOL DISTRICT
CHAMPAIGN COUNTY
JUNE 30, 2023**

TABLE OF CONTENTS

TITLE	PAGE
Independent Auditor's Report	1
Prepared by Management:	
Management's Discussion and Analysis	5
Basic Financial Statements:	
Government-wide Financial Statements:	
Statement of Net Position	17
Statement of Activities	18
Fund Financial Statements:	
Balance Sheet	
Governmental Funds	19
Reconciliation of Total Governmental Fund Balances to Net Position of Governmental Activities	20
Statement of Revenues, Expenditures and Changes in Fund Balances Governmental Funds	21
Reconciliation of the Statement of Revenues, Expenditures and Changes in Fund Balances of Governmental Funds to the Statement of Activities	22
Statement of Revenues, Expenditures and Changes in Fund Balance – Budget and Actual (Non-GAAP Budgetary Basis) General Fund	23
Notes to the Basic Financial Statements	25
Required Supplementary Information:	
Schedule of the District's Proportionate Share of the Net Pension Liability – School Employees Retirement System (SERS) of Ohio	68
Schedule of the District's Proportionate Share of the Net Pension Liability – State Teachers Retirement System (STRS) of Ohio	70
Schedule of District Pension Contributions – School Employees Retirement System (SERS) of Ohio	72
Schedule of District Pension Contributions – State Teachers Retirement System (STRS) of Ohio	74
Schedule of the District's Proportionate Share of the Net OPEB Liability – School Employees Retirement System (SERS) of Ohio	76

**TRIAD LOCAL SCHOOL DISTRICT
CHAMPAIGN COUNTY
JUNE 30, 2023**

**TABLE OF CONTENTS
(Continued)**

TITLE	PAGE
Schedule of the District's Proportionate Share of the Net OPEB Liability/(Asset) – State Teachers Retirement System (STRS) of Ohio	78
Schedule of District OPEB Contributions – School Employees Retirement System (SERS) of Ohio	80
Schedule of District OPEB Contributions – State Teachers Retirement System (STRS) of Ohio	82
Notes to the Required Supplementary Information	85
Schedule of Expenditures of Federal Awards	91
Notes to the Schedule of Expenditures of Federal Awards.....	92
Independent Auditor's Report on Internal Control Over Financial Reporting and on Compliance and Other Matters Required by <i>Government Auditing Standards</i>	93
Independent Auditor's Report on Compliance with Requirements Applicable to the Major Federal Program and on Internal Control Over Compliance Required by the Uniform Guidance	95
Schedule of Findings.....	99
Prepared by Management:	
Summary Schedule of Prior Audit Findings.....	103
Corrective Action Plan	105

OHIO AUDITOR OF STATE KEITH FABER



88 East Broad Street
Columbus, Ohio 43215
ContactUs@ohioauditor.gov
(800) 282-0370

INDEPENDENT AUDITOR'S REPORT

Triad Local School District
Champaign County
7920 Brush Lake Road
North Lewisburg, Ohio 43060

To the Board of Education:

Report on the Audit of the Financial Statements

Opinions

We have audited the financial statements of the governmental activities, the major fund, and the aggregate remaining fund information of the Triad Local School District, Champaign County, Ohio (the District), as of and for the fiscal year ended June 30, 2023, and the related notes to the financial statements, which collectively comprise the District's basic financial statements as listed in the table of contents.

In our opinion, the accompanying financial statements referred to above present fairly, in all material respects, the respective financial position of the governmental activities, the major fund, and the aggregate remaining fund information of the Triad Local School District, Champaign County, Ohio as of fiscal year end June 30, 2023, and the respective changes in financial position thereof and the budgetary comparison for the General fund for the fiscal year then ended in accordance with the accounting principles generally accepted in the United States of America.

Basis for Opinions

We conducted our audit in accordance with auditing standards generally accepted in the United States of America (GAAS) and the standards applicable to financial audits contained in *Government Auditing Standards*, issued by the Comptroller General of the United States. Our responsibilities under those standards are further described in the *Auditor's Responsibilities for the Audit of the Financial Statements* section of our report. We are required to be independent of the District, and to meet our other ethical responsibilities, in accordance with the relevant ethical requirements relating to our audit. We believe that the audit evidence we have obtained is sufficient and appropriate to provide a basis for our audit opinions.

Responsibilities of Management for the Financial Statements

Management is responsible for the preparation and fair presentation of the financial statements in accordance with accounting principles generally accepted in the United States of America, and for the design, implementation, and maintenance of internal control relevant to the preparation and fair presentation of financial statements that are free from material misstatement, whether due to fraud or error.

In preparing the financial statements, management is required to evaluate whether there are conditions or events, considered in the aggregate, that raise substantial doubt about the District's ability to continue as a going concern for twelve months beyond the financial statement date, including any currently known information that may raise substantial doubt shortly thereafter.

Emphasis of Matter

As discussed in Note 3A to the financial statements, during 2023, the District adopted new accounting guidance in Governmental Accounting Standards Board (GASB) Statement No. 96, *Subscription Based Information Technology Arrangements*. Our opinion is not modified with respect to this matter.

As discussed in Note 3A to the financial statements, the District restated Nonmajor Governmental Funds beginning fund balance and Governmental Activities net position for an unrecorded liability at July 1, 2022. Our opinion is not modified with respect to this matter.

Auditor's Responsibilities for the Audit of the Financial Statements

Our objectives are to obtain reasonable assurance about whether the financial statements as a whole are free from material misstatement, whether due to fraud or error, and to issue an auditor's report that includes our opinions. Reasonable assurance is a high level of assurance but is not absolute assurance and therefore is not a guarantee that an audit conducted in accordance with GAAS and *Government Auditing Standards* will always detect a material misstatement when it exists. The risk of not detecting a material misstatement resulting from fraud is higher than for one resulting from error, as fraud may involve collusion, forgery, intentional omissions, misrepresentations, or the override of internal control. Misstatements are considered material if there is a substantial likelihood that, individually or in the aggregate, they would influence the judgment made by a reasonable user based on the financial statements.

In performing an audit in accordance with GAAS and *Government Auditing Standards*, we

- exercise professional judgment and maintain professional skepticism throughout the audit.
- identify and assess the risks of material misstatement of the financial statements, whether due to fraud or error, and design and perform audit procedures responsive to those risks. Such procedures include examining, on a test basis, evidence regarding the amounts and disclosures in the financial statements.
- obtain an understanding of internal control relevant to the audit in order to design audit procedures that are appropriate in the circumstances, but not for the purpose of expressing an opinion on the effectiveness of the District's internal control. Accordingly, no such opinion is expressed.
- evaluate the appropriateness of accounting policies used and the reasonableness of significant accounting estimates made by management, as well as evaluate the overall presentation of the financial statements.
- conclude whether, in our judgment, there are conditions or events, considered in the aggregate, that raise substantial doubt about the District's ability to continue as a going concern for a reasonable period of time.

We are required to communicate with those charged with governance regarding, among other matters, the planned scope and timing of the audit, significant audit findings, and certain internal control-related matters that we identified during the audit.

Required Supplementary Information

Accounting principles generally accepted in the United States of America require that the management's discussion and analysis and schedules of net pension and other post-employment benefit liabilities and pension and other post-employment benefit contributions be presented to supplement the basic financial statements. Such information is the responsibility of management and, although not a part of the basic financial statements, is required by the Governmental Accounting Standards Board who considers it to be an essential part of financial reporting for placing the basic financial statements in an appropriate operational, economic, or historical context. We have applied certain limited procedures to the required supplementary information in accordance with auditing standards generally accepted in the United States of America, which consisted of inquiries of management about the methods of preparing the information and comparing the information for consistency with management's responses to our inquiries, the basic financial statements, and other knowledge we obtained during our audit of the basic financial statements. We do not express an opinion or provide any assurance on the information because the limited procedures do not provide us with sufficient evidence to express an opinion or provide any assurance.

Supplementary information

Our audit was conducted for the purpose of forming opinions on the financial statements that collectively comprise the District's basic financial statements. The Schedule of Expenditures of Federal Awards as required by Title 2 U.S. Code of Federal Regulations (CFR) Part 200, Uniform Administrative Requirements, Cost Principles, and Audit Requirements for Federal Awards is presented for purposes of additional analysis and is not a required part of the basic financial statements.

Such information is the responsibility of management and was derived from and relates directly to the underlying accounting and other records used to prepare the basic financial statements. The information has been subjected to the auditing procedures applied in the audit of the basic financial statements and certain additional procedures, including comparing and reconciling such information directly to the underlying accounting and other records used to prepare the basic financial statements or to the basic financial statements themselves, and other additional procedures in accordance with auditing standards generally accepted in the United States of America. In our opinion, the Schedule of Expenditures of Federal Awards is fairly stated fairly stated, in all material respects, in relation to the basic financial statements as a whole.

Other Reporting Required by Government Auditing Standards

In accordance with *Government Auditing Standards*, we have also issued our report dated February 20, 2024, on our consideration of the District's internal control over financial reporting and our tests of its compliance with certain provisions of laws, regulations, contracts and grant agreements and other matters. The purpose of that report is solely to describe the scope of our testing of internal control over financial reporting and compliance and the results of that testing, and not to provide an opinion on the effectiveness of the District's internal control over financial reporting or on compliance. That report is an integral part of an audit performed in accordance with *Government Auditing Standards* in considering the District's internal control over financial reporting and compliance.



Keith Faber
Auditor of State
Columbus, Ohio

February 20, 2024

This page intentionally left blank.

**TRIAD LOCAL SCHOOL DISTRICT
CHAMPAIGN COUNTY, OHIO**

MANAGEMENT'S DISCUSSION AND ANALYSIS
FOR THE FISCAL YEAR ENDED JUNE 30, 2023
(UNAUDITED)

The management's discussion and analysis of the Triad Local School District's (the "District") financial performance provides an overall review of the District's financial activities for the fiscal year ended June 30, 2023. The intent of this discussion and analysis is to look at the District's financial performance as a whole; readers should also review the basic financial statements and the notes to the basic financial statements to enhance their understanding of the District's financial performance.

Financial Highlights

Key financial highlights for fiscal year 2023 are as follows:

- In total, net position of governmental activities increased \$1,982,848 which represents a 24.92% increase from the 2022 restated net position.
- General revenues accounted for \$11,865,806 or 78.67% of all revenues. Program specific revenues in the form of charges for services and sales, grants and contributions accounted for \$3,217,060 or 21.33% of total revenues of \$15,082,866.
- The District had \$13,100,018 in expenses related to governmental activities; \$3,217,060 of these expenses were offset by program specific charges for services and sales, grants or contributions. General revenues supporting governmental activities (primarily taxes and unrestricted grants and entitlements) of \$11,865,806 were adequate to provide for these programs.
- The District's major governmental fund is the general fund. The general fund had \$12,423,375 in revenues and other financing sources and \$10,806,775 in expenditures and other financing uses. During fiscal year 2023, the general fund's fund balance increased \$1,616,600 from a balance of \$5,277,447 to \$6,894,047.

Using these Basic Financial Statements

This annual report consists of a series of financial statements and notes to those statements. These statements are organized so the reader can understand the District as a financial whole, an entire operating entity. The statements then proceed to provide an increasingly detailed look at specific financial activities.

The *statement of net position* and *statement of activities* provide information about the activities of the whole District, presenting both an aggregate view of the District's finances and a longer-term view of those finances. Fund financial statements provide the next level of detail. For governmental funds, these statements tell how services were financed in the short-term as well as what remains for future spending. The fund financial statements also look at the District's most significant funds with all other nonmajor funds presented in total in one column. In the case of the District, the general fund is by far the most significant fund, and the only governmental fund reported as major fund.

Statement of Net Position and the Statement of Activities

While this document contains the large number of funds used by the District to provide programs and activities, the view of the District as a whole looks at all financial transactions and asks the question, "How did we do financially during 2023?" The statement of net position and the statement of activities answer this question. These statements include *all assets, deferred outflows, liabilities, revenues, deferred inflows and expenses* using the *accrual basis of accounting* similar to the accounting used by most private-sector companies. This basis of accounting will take into account all of the current year's revenues and expenses regardless of when cash is received or paid.

These two statements report the District's *net position* and change in that position. This change in net position is important because it tells the reader that, for the District as a whole, the *financial position* of the District has improved or diminished. The causes of this change may be the result of many factors, some financial, some not. Non-financial factors include the District's property tax base, current property tax laws in Ohio restricting revenue growth, facility conditions, required educational programs and other factors.

**TRIAD LOCAL SCHOOL DISTRICT
CHAMPAIGN COUNTY, OHIO**

MANAGEMENT'S DISCUSSION AND ANALYSIS
FOR THE FISCAL YEAR ENDED JUNE 30, 2023
(UNAUDITED)
(Continued)

In the statement of net position and the statement of activities, the governmental activities include the District's programs and services, including instruction, administration, operation and maintenance of plant, pupil transportation, extracurricular activities, and food service operations.

Reporting the District's Most Significant Funds

Fund Financial Statements

The analysis of the District's major governmental funds begins on page 13. Fund financial reports provide detailed information about the District's major funds. The District uses many funds to account for a multitude of financial transactions. However, these fund financial statements focus on the District's most significant funds. The District's major governmental fund is the general fund.

Governmental Funds

Most of the District's activities are reported in governmental funds, which focus on how money flows into and out of those funds and the balances left at year-end available for spending in future periods. These funds are reported using an accounting method called *modified accrual* accounting, which measures cash and all other *financial assets* that can readily be converted to cash. The governmental fund financial statements provide a detailed *short-term* view of the District's general government operations and the basic services it provides. Governmental fund information helps you determine whether there are more or fewer financial resources that can be spent in the near future to finance educational programs. The relationship (or differences) between governmental *activities* (reported in statement of net position and the statement of activities) and governmental *funds* is reconciled in the basic financial statements.

Notes to the Basic Financial Statements

The notes provide additional information that is essential to a full understanding of the data provided in the government-wide and fund financial statements.

Required Supplementary Information

The required supplementary information provides detailed information regarding the District's proportionate share of the net pension liability and net OPEB liability/asset of the retirement systems and a ten year schedule of the District's contributions to the retirement systems to fund pension and OPEB obligations.

THIS SPACE IS INTENTIONALLY BLANK

**TRIAD LOCAL SCHOOL DISTRICT
CHAMPAIGN COUNTY, OHIO**

MANAGEMENT'S DISCUSSION AND ANALYSIS
FOR THE FISCAL YEAR ENDED JUNE 30, 2023
(UNAUDITED)
(Continued)

The District as a Whole

The table below provides a summary of the District's net position at June 30, 2023 and June 30, 2022. Due to the implementation of GASB 96 related to subscription-based information technology arrangements, fiscal year 2022 was restated.

	Net Position	
	Governmental Activities <u>2023</u>	Restated Governmental Activities <u>2022</u>
<u>Assets</u>		
Current and other assets	\$ 14,490,828	\$ 10,903,245
Capital assets, net	<u>16,290,377</u>	<u>16,621,532</u>
Total assets	<u>30,781,205</u>	<u>27,524,777</u>
<u>Deferred outflows</u>		
Unamortized deferred charges on debt refunding	26,419	29,527
Pension	2,343,483	2,338,648
OPEB	<u>244,915</u>	<u>308,227</u>
Total deferred outflows	<u>2,614,817</u>	<u>2,676,402</u>
<u>Liabilities</u>		
Current liabilities	1,155,246	1,119,572
Long-term liabilities:		
Due within one year	330,976	501,484
Due in more than one year		
Net pension liability	9,635,923	5,864,774
Net OPEB liability	569,735	845,356
Other amounts	<u>5,542,582</u>	<u>5,886,822</u>
Total liabilities	<u>17,234,462</u>	<u>14,218,008</u>
<u>Deferred inflows</u>		
Property taxes levied for the next fiscal year	3,782,957	2,071,838
Unamortized deferred gains on debt refunding	-	1,665
Pension	970,878	4,636,818
OPEB	<u>1,467,045</u>	<u>1,315,018</u>
Total deferred inflows	<u>6,220,880</u>	<u>8,025,339</u>
<u>Net Position</u>		
Net investment in capital assets	11,042,993	10,966,782
Restricted	1,643,431	1,395,539
Unrestricted (deficit)	<u>(2,745,744)</u>	<u>(4,404,489)</u>
Total net position	<u>\$ 9,940,680</u>	<u>\$ 7,957,832</u>

**TRIAD LOCAL SCHOOL DISTRICT
CHAMPAIGN COUNTY, OHIO**

MANAGEMENT'S DISCUSSION AND ANALYSIS
FOR THE FISCAL YEAR ENDED JUNE 30, 2023
(UNAUDITED)
(Continued)

The net pension liability (NPL) is the largest single liability reported by the District at June 30, 2023 and is reported pursuant to GASB Statement 68, "Accounting and Financial Reporting for Pensions—an Amendment of GASB Statement 27." The District adopted GASB Statement 75, "Accounting and Financial Reporting for Postemployment Benefits Other Than Pensions," which significantly revises accounting for costs and liabilities related to other postemployment benefits (OPEB). For reasons discussed below, many end users of this financial statement will gain a clearer understanding of the District's actual financial condition by adding deferred inflows related to pension and OPEB, the net pension liability and the net OPEB liability to the reported net position and subtracting deferred outflows related to pension and OPEB.

Governmental Accounting Standards Board standards are national and apply to all government financial reports prepared in accordance with generally accepted accounting principles. Prior accounting for pensions (GASB 27) and postemployment benefits (GASB 45) focused on a funding approach. This approach limited pension and OPEB costs to contributions annually required by law, which may or may not be sufficient to fully fund each plan's *net pension liability* or *net OPEB liability*. GASB 68 and GASB 75 take an earnings approach to pension and OPEB accounting; however, the nature of Ohio's statewide pension/OPEB plans and state law governing those systems requires additional explanation in order to properly understand the information presented in these statements.

GASB 68 and GASB 75 require the net pension liability and the net OPEB liability to equal the District's proportionate share of each plan's collective:

1. Present value of estimated future pension/OPEB benefits attributable to active and inactive employees' past service.
2. Minus plan assets available to pay these benefits.

GASB notes that pension and OPEB obligations, whether funded or unfunded, are part of the "employment exchange" – that is, the employee is trading his or her labor in exchange for wages, benefits, and the promise of a future pension and other postemployment benefits. GASB noted that the unfunded portion of this promise is a present obligation of the government, part of a bargained-for benefit to the employee, and should accordingly be reported by the government as a liability since they received the benefit of the exchange. However, the District is not responsible for certain key factors affecting the balance of these liabilities. In Ohio, the employee shares the obligation of funding pension benefits with the employer. Both employer and employee contribution rates are capped by State statute. A change in these caps requires action of both Houses of the General Assembly and approval of the Governor. Benefit provisions are also determined by State statute. The Ohio Revised Code permits, but does not require, the retirement systems to provide healthcare to eligible benefit recipients. The retirement systems may allocate a portion of the employer contributions to provide for these OPEB benefits.

The employee enters the employment exchange with the knowledge that the employer's promise is limited not by contract but by law. The employer enters the exchange also knowing that there is a specific, legal limit to its contribution to the retirement system. In Ohio, there is no legal means to enforce the unfunded liability of the pension/OPEB plan *as against the public employer*. State law operates to mitigate/lessen the moral obligation of the public employer to the employee, because all parties enter the employment exchange with notice as to the law. The retirement system is responsible for the administration of the pension and OPEB plans.

Most long-term liabilities have set repayment schedules or, in the case of compensated absences (i.e. sick and vacation leave), are satisfied through paid time-off or termination payments. There is no repayment schedule for the net pension liability or the net OPEB liability. As explained above, changes in benefits, contribution rates, and return on investments affect the balance of these liabilities but are outside the control of the local government. In the event that contributions, investment returns, and other changes are insufficient to keep up with required payments, State statute does not assign/identify the responsible party for the unfunded portion. Due to the unique nature of how the net pension liability and the net OPEB liability are satisfied, these liabilities are separately identified within the long-term liability section of the statement of net position.

**TRIAD LOCAL SCHOOL DISTRICT
CHAMPAIGN COUNTY, OHIO**

MANAGEMENT'S DISCUSSION AND ANALYSIS
FOR THE FISCAL YEAR ENDED JUNE 30, 2023
(UNAUDITED)
(Continued)

In accordance with GASB 68 and GASB 75, the District's statements prepared on an accrual basis of accounting include an annual pension expense and an annual OPEB expense for their proportionate share of each plan's *change* in net pension liability and net OPEB liability/asset, respectively, not accounted for as deferred inflows/outflows. The net pension liability increased and deferred inflows of resources related to pension decreased. These changes were the result of changes at the pension system level for the State Teachers Retirement System (STRS) and the School Employees Retirement System (SERS). Primarily, net investment income on investments at both pension systems were negative for the fiscal year 2022 measurement date that are used for the fiscal year 2023 reporting. This caused a large decrease in their respective fiduciary net positions which was a drastic change from the previous fiscal year's large positive investment returns.

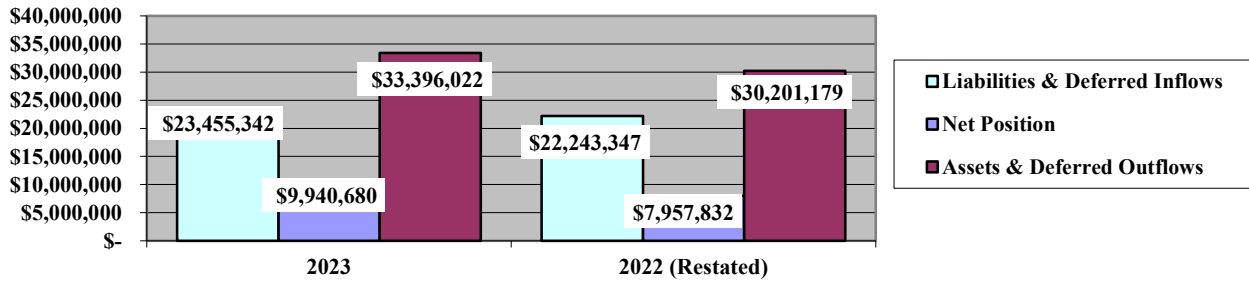
Over time, net position can serve as a useful indicator of a government's financial position. At June 30, 2023, the District's assets plus deferred outflows of resources exceeded liabilities plus deferred inflows of resources by \$9,940,680.

At fiscal year-end, capital assets represented 52.92% of total assets. Capital assets include land, land improvements, buildings and improvements, furniture and equipment, vehicles and intangible right to use assets. Net investment in capital assets at June 30, 2023, was \$11,042,993. These capital assets are used to provide services to the students and are not available for future spending. Although the District's investment in capital assets is reported net of related debt, it should be noted that the resources to repay the debt must be provided from other sources, since capital assets may not be used to liquidate these liabilities.

A portion of the District's net position, \$1,643,431, represents resources that are subject to external restriction on how they may be used. The remaining balance of unrestricted net position is a deficit of \$2,745,744.

The graph below shows the District's assets, deferred outflows of resources, liabilities, deferred inflows of resources and net position at June 30, 2023 and June 30, 2022.

Governmental Activities



THIS SPACE IS INTENTIONALLY BLANK

**TRIAD LOCAL SCHOOL DISTRICT
CHAMPAIGN COUNTY, OHIO**

MANAGEMENT'S DISCUSSION AND ANALYSIS
FOR THE FISCAL YEAR ENDED JUNE 30, 2023
(UNAUDITED)
(Continued)

The table below shows the change in net position for fiscal year 2023 and 2022. Due to the implementation of GASB 96 related to subscription-based information technology arrangements, fiscal year 2022 was restated.

	Change in Net Position	
	Governmental Activities <u>2023</u>	Restated Governmental Activities <u>2022</u>
<u>Revenues</u>		
Program revenues:		
Charges for services and sales	\$ 565,271	\$ 358,572
Operating grants and contributions	2,489,953	2,553,962
Capital grants and contributions	161,836	22,625
General revenues:		
Property taxes	3,174,770	2,994,906
School district income tax	2,949,855	2,605,002
Grants and entitlements	5,328,304	5,649,310
Investment earnings	239,066	15,633
Miscellaneous	<u>173,811</u>	<u>58,146</u>
Total revenues	<u>15,082,866</u>	<u>14,258,156</u>
<u>Expenses</u>		
Program expenses:		
Instruction:		
Regular	4,180,714	4,231,039
Special	1,912,131	1,901,016
Other	3,499	-
Support services:		
Pupil	823,682	636,447
Instructional staff	284,213	309,210
Administration	1,288,193	1,125,505
Fiscal	495,064	450,649
Business	7,735	5,654
Operations and maintenance	1,634,369	1,245,959
Pupil transportation	682,783	639,538
Central	298,408	283,192
Operation of non-instructional services:		
Food service operations	498,116	561,000
Extracurricular activities	857,187	725,186
Interest and fiscal charges	<u>133,924</u>	<u>160,624</u>
Total expenses	<u>13,100,018</u>	<u>12,275,019</u>
Change in net position	1,982,848	1,983,137
Net position at beginning of year (restated)	<u>7,957,832</u>	<u>5,974,695</u>
Net position at end of year	<u>\$ 9,940,680</u>	<u>\$ 7,957,832</u>

**TRIAD LOCAL SCHOOL DISTRICT
CHAMPAIGN COUNTY, OHIO**

MANAGEMENT'S DISCUSSION AND ANALYSIS
FOR THE FISCAL YEAR ENDED JUNE 30, 2023
(UNAUDITED)
(Continued)

Governmental Activities

Net position of the District's governmental activities increased \$1,982,848. Total governmental expenses of \$13,100,018 were offset by program revenues of \$3,217,060 and general revenues of \$11,865,806. Program revenues supported 24.56% of the total governmental expenses.

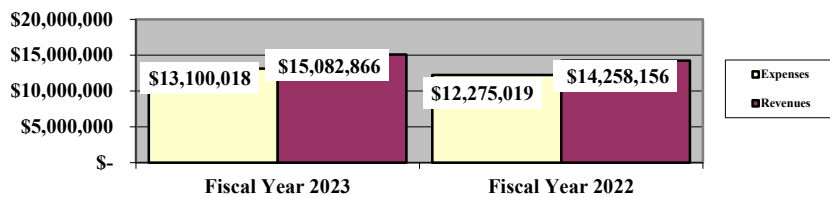
Expenses of the governmental activities increased \$824,999 or 6.72%. This increase is primarily the result of an increase in pension expense. This increase was the result of an increase in expenses incurred at the pension system level for the State Teachers Retirement System (STRS) and the School Employees Retirement System (SERS) due to a decrease in net investment income on investments compared to previous years.

The primary sources of revenue for governmental activities are derived from property taxes, income taxes and grants and entitlements. These revenue sources represent \$11,452,929 or 75.93% of total governmental revenues. Total revenues increased \$824,710. The majority of this increase is due to charges for services, which increased \$206,699 or 57.65% due to the state funding formula.

The largest expense of the District is for instructional programs. Instruction expenses totaled \$6,096,344 or 46.54% of total governmental expenses for fiscal year 2023.

The graph below presents the District's governmental activities revenues and expenses for fiscal year 2023 and 2022.

Governmental Activities - Revenues and Expenses



The statement of activities shows the cost of program services and the charges for services and grants offsetting those services. The table below shows, for governmental activities, the total cost of services and the net cost of services. That is, it identifies the cost of these services supported by tax revenue and unrestricted State grants and entitlements.

THIS SPACE IS INTENTIONALLY BLANK

**TRIAD LOCAL SCHOOL DISTRICT
CHAMPAIGN COUNTY, OHIO**

MANAGEMENT'S DISCUSSION AND ANALYSIS
FOR THE FISCAL YEAR ENDED JUNE 30, 2023
(UNAUDITED)
(Continued)

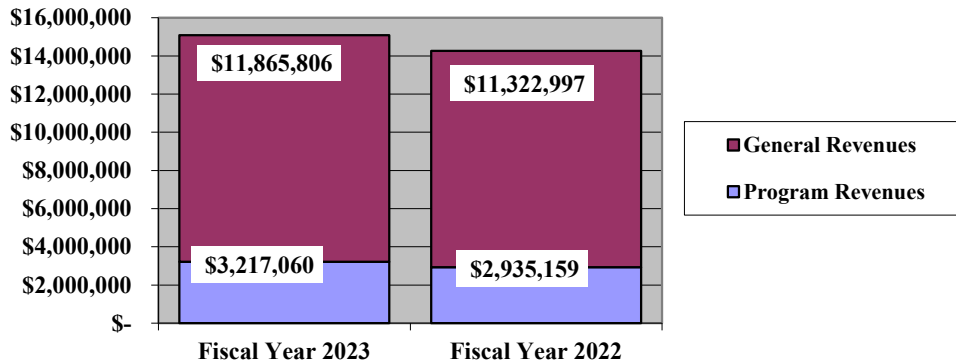
Governmental Activities

	Total Cost of Services <u>2023</u>	Net Cost of Services <u>2023</u>	Total Cost of Services <u>2022</u>	Net Cost of Services <u>2022</u>
Program expenses				
Instruction:				
Regular	\$ 4,180,714	\$ 3,625,581	\$ 4,231,039	\$ 3,665,171
Special	1,912,131	1,041,417	1,901,016	873,735
Other	3,499	3,499	-	-
Support services:				
Pupil	823,682	421,993	636,447	460,264
Instructional staff	284,213	271,825	309,210	300,027
Administration	1,288,193	1,202,818	1,125,505	1,058,254
Fiscal	495,064	495,064	450,649	450,649
Business	7,735	7,735	5,654	5,654
Operations and maintenance	1,634,369	1,459,551	1,245,959	1,231,393
Pupil transportation	682,783	446,627	639,538	608,861
Central	298,408	293,008	283,192	277,792
Operation of non-instructional services:				
Food service operations	498,116	(69,666)	561,000	(238,456)
Extracurricular activities	857,187	549,582	725,186	485,892
Interest and fiscal charges	<u>133,924</u>	<u>133,924</u>	<u>160,624</u>	<u>160,624</u>
Total expenses	<u>\$ 13,100,018</u>	<u>\$ 9,882,958</u>	<u>\$ 12,275,019</u>	<u>\$ 9,339,860</u>

The dependence upon tax and other general revenues for governmental activities is apparent, as 76.61% of instructional activities are supported through taxes and other general revenues. For all governmental activities, general revenue support is 75.44%. The District's taxpayers and unrestricted grants and entitlements from the State of Ohio, as a whole, are the most significant sources of support for District's students.

The graph below presents the District's governmental activities revenues for fiscal year 2023 and 2022.

Governmental Activities - General and Program Revenues



**TRIAD LOCAL SCHOOL DISTRICT
CHAMPAIGN COUNTY, OHIO**

MANAGEMENT'S DISCUSSION AND ANALYSIS
FOR THE FISCAL YEAR ENDED JUNE 30, 2023
(UNAUDITED)
(Continued)

The District's Funds

The District's governmental funds reported a combined fund balance of \$8,066,376, which is higher than last year's total of \$5,858,124. The schedule below indicates the fund balance and the total change in fund balance as of June 30, 2023 and 2022.

	Fund Balance <u>June 30, 2023</u>	Fund Balance <u>June 30, 2022</u>	<u>Increase</u>	<u>Percentage Change</u>
General	\$ 6,894,047	\$ 5,277,447	\$ 1,616,600	30.63 %
Other Governmental	<u>1,172,329</u>	<u>580,677</u>	<u>591,652</u>	101.89 %
Total	<u>\$ 8,066,376</u>	<u>\$ 5,858,124</u>	<u>\$ 2,208,252</u>	37.70 %

General Fund

The District's general fund balance increased \$1,616,600. Revenues exceeded expenditures during fiscal year 2023 by \$1,803,168. The general fund transferred \$210,107 into nonmajor governmental funds.

The table that follows assists in illustrating the financial activities and fund balance of the general fund.

	<u>2023 Amount</u>	<u>2022 Amount</u>	<u>Increase (Decrease)</u>	<u>Percentage Change</u>
<u>Revenues</u>				
Taxes	\$ 5,839,489	\$ 5,258,859	\$ 580,630	11.04 %
Tuition and fees	116,965	96,789	20,176	20.85 %
Investment earnings	239,066	15,633	223,433	1,429.24 %
Intergovernmental	6,018,264	6,258,541	(240,277)	(3.84) %
Other revenues	<u>186,052</u>	<u>72,427</u>	<u>113,625</u>	156.88 %
Total	<u>\$ 12,399,836</u>	<u>\$ 11,702,249</u>	<u>\$ 697,587</u>	5.96 %
<u>Expenditures</u>				
Instruction	\$ 5,258,528	\$ 5,473,455	\$ (214,927)	(3.93) %
Support services	4,893,857	4,745,410	148,447	3.13 %
Extracurricular activities	381,332	324,468	56,864	17.53 %
Capital outlay	8,208	-	8,208	100 %
Debt service	<u>54,743</u>	<u>54,960</u>	<u>(217)</u>	(0.39) %
Total	<u>\$ 10,596,668</u>	<u>\$ 10,598,293</u>	<u>\$ (1,625)</u>	(0.02) %

Revenues of the general fund increased \$697,587 or 5.96%. The most significant monetary increase was in the area of property and income taxes. Property and income taxes increased due to an increase in taxes collected throughout the year.

Expenditures of the general fund decreased \$1,625 or 0.02%. Instruction and support service expenditures varied due to fluctuations in personnel costs.

**TRIAD LOCAL SCHOOL DISTRICT
CHAMPAIGN COUNTY, OHIO**

MANAGEMENT'S DISCUSSION AND ANALYSIS
FOR THE FISCAL YEAR ENDED JUNE 30, 2023
(UNAUDITED)
(Continued)

General Fund Budgeting Highlights

The District's budget is prepared according to Ohio law and is based on accounting for certain transactions on a basis of cash receipts, disbursements and encumbrances. The most significant budgeted fund is the general fund.

During the course of fiscal year 2023, the District amended its general fund budget numerous times. For the general fund, original and final budgeted revenues and other financing sources were equal and totaled \$11,242,865. Actual revenues and other financing sources for fiscal year 2023 were \$12,618,474. This represents a \$1,375,609 increase from final budgeted revenues.

General fund final appropriations (appropriated expenditures plus other financing uses) were \$11,533,558, which was higher than the original budgeted appropriations estimate of \$11,131,888. The actual budget basis expenditures and other financing uses for fiscal year 2023 totaled \$10,969,125, which was \$564,433 less than the final budget appropriations.

Capital Assets and Debt Administration

Capital Assets

At the end of fiscal year 2023, the District had \$16,290,377 invested in land, land improvements, buildings and improvements, furniture and equipment, vehicles and intangible right to use assets. This entire amount is reported in governmental activities. The following table shows fiscal year 2023 balances compared to 2022.

**Capital Assets at June 30
(Net of Depreciation)**

	Governmental Activities	
	2023	Restated 2022
Land	\$ 414,157	\$ 414,157
Land improvements	1,718,901	1,848,576
Building and improvements	12,840,904	13,284,277
Furniture and equipment	457,742	487,951
Vehicles	663,012	491,385
Intangible right to use - equipment	30,142	81,814
Intangible right to use - software	165,519	13,372
Total	\$ 16,290,377	\$ 16,621,532

The overall decrease in capital assets of \$331,155 is due to depreciation expense of \$858,794 and net disposals of \$4,751 exceeding capital outlays of \$532,390. See Note 9 to the basic financial statements for additional information on the District's capital assets.

Debt Administration

At June 30, 2023 the District had bonds, energy conservation notes, note payable-finance purchase, and lease liability outstanding at the end of fiscal year 2023. Of the total long-term debt outstanding, \$316,532 is due within one year and \$5,000,000 is due in greater than one year.

**TRIAD LOCAL SCHOOL DISTRICT
CHAMPAIGN COUNTY, OHIO**

MANAGEMENT'S DISCUSSION AND ANALYSIS
FOR THE FISCAL YEAR ENDED JUNE 30, 2023
(UNAUDITED)
(Continued)

The following table summarizes the bonds, notes, and lease-purchase agreement outstanding.

Outstanding Debt, at Year End

	Governmental Activities <u>2023</u>	Governmental Activities <u>2022</u>
Bonds	\$ 3,875,000	\$ 4,105,000
Energy conservation notes	165,000	220,000
Note payable - finance purchase	1,245,000	1,365,000
Lease payable	<u>31,532</u>	<u>83,497</u>
Total	<u>\$ 5,316,532</u>	<u>\$ 5,773,497</u>

See Note 10 to the basic financial statements for additional information on the District's debt administration.

Current Financial Related Activities

The District continues to manage its general fund budget prudently in order to optimize the dollars available for educating the students it serves, and to minimize the amounts needed from the District's citizens locally. The District, like most other school districts, is facing very difficult challenges in the area of budget management. Due to the ongoing uncertainty in State funding, the District is approaching anticipated future revenue very conservatively. The District relies heavily upon real estate taxes, income taxes (1% continuing and 1/2% for a five-year term ending 2025) and State aid to support its budget. These three areas of revenue accounted for approximately 96% of the general fund revenue in fiscal year 2023 with State aid providing the largest percentage of the three at around 51%.

In an effort to reduce costs in future years the District continues to look at innovative ways of lowering expenses where possible without drastically affecting student programs. All expenses are reviewed throughout the year with the entire administrative team for possible changes and reductions. When any District staff member leaves, the current administration looks at all possible alternatives before hiring a replacement.

Contacting the District's Financial Management

This financial report is designed to provide our citizens, taxpayers, investors and creditors with a general overview of the District's finances and to show the District's accountability for the money it receives. If you have questions about this report or need additional financial information contact: Nathan Hilborn, Treasurer, Triad Local School District, 7920 Brush Lake Rd, North Lewisburg, Ohio 43060.

This page intentionally left blank.

**TRIAD LOCAL SCHOOL DISTRICT
CHAMPAIGN COUNTY, OHIO**

STATEMENT OF NET POSITION
JUNE 30, 2023

	Governmental Activities
Assets:	
Equity in pooled cash and cash equivalents	\$ 7,945,457
Receivables:	
Property taxes	4,157,214
Income taxes	1,153,215
Accounts	8,692
Intergovernmental	327,938
Prepayments	20,916
Inventory held for resale	5,200
Net OPEB asset	872,196
Capital assets:	
Nondepreciable capital assets	414,157
Depreciable capital assets, net	15,876,220
Capital assets, net	16,290,377
Total assets	30,781,205
Deferred outflows of resources:	
Unamortized deferred charges on debt refunding	26,419
Pension	2,343,483
OPEB	244,915
Total deferred outflows of resources	2,614,817
Liabilities:	
Accounts payable	115,102
Accrued wages and benefits payable	839,331
Intergovernmental payable	27,100
Pension and postemployment benefits payable	160,808
Accrued interest payable	9,005
Unearned revenue	3,900
Long-term liabilities:	
Due within one year	330,976
Due in more than one year:	
Net pension liability	9,635,923
Net OPEB liability	569,735
Other amounts due in more than one year	5,542,582
Total liabilities	17,234,462
Deferred inflows of resources:	
Property taxes levied for the next fiscal year	3,782,957
Pension	970,878
OPEB	1,467,045
Total deferred inflows of resources	6,220,880
Net position:	
Net investment in capital assets	11,042,993
Restricted for:	
Capital projects	48,965
OPEB	193,399
Classroom facilities maintenance	403,016
Debt service	143,643
State funded programs	280,115
Federally funded programs	76,118
Food service operations	380,516
Extracurricular	115,243
Other purposes	2,416
Unrestricted (deficit)	(2,745,744)
Total net position	\$ 9,940,680

SEE ACCOMPANYING NOTES TO THE BASIC FINANCIAL STATEMENTS

**TRIAD LOCAL SCHOOL DISTRICT
CHAMPAIGN COUNTY, OHIO**

STATEMENT OF ACTIVITIES
FOR THE FISCAL YEAR ENDED JUNE 30, 2023

	<u>Expenses</u>	<u>Program Revenues</u>			<u>Net (Expense) Revenue and Change in Net Position Governmental Activities</u>
		<u>Charges for Services and Sales</u>	<u>Operating Grants and Contributions</u>	<u>Capital Grants and Contributions</u>	
Governmental activities:					
Instruction:					
Regular	\$ 4,180,714	\$ 96,297	\$ 458,836	\$ -	\$ (3,625,581)
Special	1,912,131	50,286	820,428	-	(1,041,417)
Other	3,499	-	-	-	(3,499)
Support services:					
Pupil	823,682	-	401,689	-	(421,993)
Instructional staff	284,213	-	12,388	-	(271,825)
Administration	1,288,193	-	85,375	-	(1,202,818)
Fiscal	495,064	-	-	-	(495,064)
Business	7,735	-	-	-	(7,735)
Operations and maintenance	1,634,369	6,803	81,624	86,391	(1,459,551)
Pupil transportation	682,783	1,172	208,529	26,455	(446,627)
Central	298,408	-	5,400	-	(293,008)
Operation of non-instructional services:					
Food service operations	498,116	187,661	380,121	-	69,666
Extracurricular activities	857,187	223,052	35,563	48,990	(549,582)
Interest and fiscal charges	133,924	-	-	-	(133,924)
Totals	<u>\$ 13,100,018</u>	<u>\$ 565,271</u>	<u>\$ 2,489,953</u>	<u>\$ 161,836</u>	<u>(9,882,958)</u>

General revenues:

Property taxes levied for:

General purposes	2,893,157
Debt service	246,602
Permanent improvements	24,596
Classroom facilities maintenance	10,415

Income taxes levied for:

General purposes	2,949,855
------------------	-----------

Grants and entitlements not restricted

to specific programs	5,328,304
----------------------	-----------

Investment earnings	239,066
---------------------	---------

Miscellaneous	173,811
---------------	---------

Total general revenues	<u>11,865,806</u>
------------------------	-------------------

Change in net position	1,982,848
------------------------	-----------

Net position at beginning of year (restated)	<u>7,957,832</u>
---	------------------

Net position at end of year	<u>\$ 9,940,680</u>
------------------------------------	---------------------

SEE ACCOMPANYING NOTES TO THE BASIC FINANCIAL STATEMENTS

**TRIAD LOCAL SCHOOL DISTRICT
CHAMPAIGN COUNTY, OHIO**

BALANCE SHEET
GOVERNMENTAL FUNDS
JUNE 30, 2023

	General	Nonmajor Governmental Funds	Total Governmental Funds
Assets:			
Equity in pooled cash and cash equivalents	\$ 6,497,237	\$ 1,448,220	\$ 7,945,457
Receivables:			
Property taxes	3,833,681	323,533	4,157,214
Income taxes	1,153,215	-	1,153,215
Accounts	8,692	-	8,692
Interfund loans	61,565	-	61,565
Intergovernmental	133,964	193,974	327,938
Prepayments	20,731	185	20,916
Inventory held for resale	-	5,200	5,200
Due from other funds	136,115	-	136,115
Total assets	\$ 11,845,200	\$ 1,971,112	\$ 13,816,312
Liabilities:			
Accounts payable	\$ 81,817	\$ 33,285	\$ 115,102
Accrued wages and benefits payable	784,977	54,354	839,331
Intergovernmental payable	26,412	688	27,100
Pension and postemployment benefits payable	147,474	13,334	160,808
Interfund loans payable	-	61,565	61,565
Due to other funds	-	136,115	136,115
Unearned revenue	-	3,900	3,900
Total liabilities	1,040,680	303,241	1,343,921
Deferred inflows of resources:			
Property taxes levied for the next fiscal year	3,488,627	294,330	3,782,957
Delinquent property tax revenue not available	86,253	7,238	93,491
Income tax revenue not available	205,697	-	205,697
Intergovernmental revenue not available	129,896	193,974	323,870
Total deferred inflows of resources	3,910,473	495,542	4,406,015
Fund balances:			
Nonspendable:			
Prepays	20,731	185	20,916
Restricted:			
Debt service	-	146,068	146,068
Capital improvements	-	48,965	48,965
Classroom facilities maintenance	-	402,141	402,141
Food service operations	-	387,408	387,408
State funded programs	-	280,115	280,115
Federally funded programs	-	131	131
Extracurricular	-	115,243	115,243
Other purposes	-	2,416	2,416
Committed:			
Other purposes	11,000	-	11,000
Assigned:			
Student and staff support	5,717	-	5,717
Public school support	24,932	-	24,932
Other purposes	721	-	721
Unassigned (deficit)	6,830,946	(210,343)	6,620,603
Total fund balances	6,894,047	1,172,329	8,066,376
Total liabilities, deferred inflows and fund balances	\$ 11,845,200	\$ 1,971,112	\$ 13,816,312

SEE ACCOMPANYING NOTES TO THE BASIC FINANCIAL STATEMENTS

**TRIAD LOCAL SCHOOL DISTRICT
CHAMPAIGN COUNTY, OHIO**

RECONCILIATION OF TOTAL GOVERNMENTAL FUND BALANCES TO
NET POSITION OF GOVERNMENTAL ACTIVITIES
JUNE 30, 2023

Total governmental fund balances		\$	8,066,376
<i>Amounts reported for governmental activities on the statement of net position are different because:</i>			
Capital assets used in governmental activities are not financial resources and therefore are not reported in the funds.			16,290,377
Other long-term assets are not available to pay for current-period expenditures and therefore are deferred inflows in the funds.			
Property taxes receivable	\$	93,491	
Income taxes receivable		205,697	
Intergovernmental receivable		323,870	
Total		623,058	623,058
Unamortized premiums on bonds issued are not recognized in the funds.			(123,355)
Unamortized discounts on note issuances are not recognized in the funds.			1,084
Unamortized deferred gains/changes on refundings are not recognized in the funds.			26,419
Accrued interest payable is not due and payable in the current period and therefore is not reported in the funds.			(9,005)
The net pension/OPEB assets & liabilities are not due and payable in the current period; therefore, the assets, liabilities and related deferred inflows/outflows are not reported in governmental funds.			
Deferred outflows - pension		2,343,483	
Deferred inflows - pension		(970,878)	
Net pension liability		(9,635,923)	
Deferred outflows - OPEB		244,915	
Deferred inflows - OPEB		(1,467,045)	
Net OPEB asset		872,196	
Net OPEB liability		(569,735)	
Total		(9,182,987)	(9,182,987)
Long-term liabilities, including bonds payable, are not due and payable in the current period and therefore are not reported in the funds.			
General obligation bonds		(3,875,000)	
Note payable - finance purchase		(1,245,000)	
Compensated absences		(434,755)	
Lease payable		(31,532)	
Energy conservation notes		(165,000)	
Total		(5,751,287)	(5,751,287)
Net position of governmental activities		\$	9,940,680

SEE ACCOMPANYING NOTES TO THE BASIC FINANCIAL STATEMENTS

**TRIAD LOCAL SCHOOL DISTRICT
CHAMPAIGN COUNTY, OHIO**

STATEMENT OF REVENUES, EXPENDITURES AND CHANGES IN FUND BALANCES
GOVERNMENTAL FUNDS
FOR THE FISCAL YEAR ENDED JUNE 30, 2023

	<u>General</u>	<u>Nonmajor Governmental Funds</u>	<u>Total Governmental Funds</u>
Revenues:			
Property taxes	\$ 2,871,130	\$ 282,506	\$ 3,153,636
Income taxes	2,968,359	-	2,968,359
Intergovernmental	6,018,264	2,373,275	8,391,539
Investment earnings	239,066	139	239,205
Tuition and fees	116,965	-	116,965
Extracurricular	9,266	184,157	193,423
Rental income	2,975	-	2,975
Charges for services	-	251,908	251,908
Contributions and donations	156,055	89,167	245,222
Miscellaneous	17,756	-	17,756
Total revenues	<u>12,399,836</u>	<u>3,181,152</u>	<u>15,580,988</u>
Expenditures:			
Current:			
Instruction:			
Regular	3,749,895	435,507	4,185,402
Special	1,505,134	370,095	1,875,229
Other	3,499	-	3,499
Support services:			
Pupil	575,338	231,290	806,628
Instructional staff	269,223	11,676	280,899
Administration	1,140,284	81,282	1,221,566
Fiscal	475,425	6,910	482,335
Business	7,735	-	7,735
Operations and maintenance	1,429,212	167,352	1,596,564
Pupil transportation	705,424	162,225	867,649
Central	291,216	-	291,216
Operation of non-instructional services:			
Food service operations	-	527,613	527,613
Extracurricular activities	381,332	264,947	646,279
Facilities acquisition and construction	8,208	-	8,208
Debt service:			
Principal retirement	51,965	405,000	456,965
Interest and fiscal charges	2,778	135,710	138,488
Total expenditures	<u>10,596,668</u>	<u>2,799,607</u>	<u>13,396,275</u>
Excess of revenues over (under) expenditures	<u>1,803,168</u>	<u>381,545</u>	<u>2,184,713</u>
Other financing sources (uses):			
Sale/loss of assets	23,539	-	23,539
Transfers in	-	210,107	210,107
Transfers (out)	(210,107)	-	(210,107)
Total other financing sources (uses)	<u>(186,568)</u>	<u>210,107</u>	<u>23,539</u>
Net change in fund balances	1,616,600	591,652	2,208,252
Fund balances at beginning of year	<u>5,277,447</u>	<u>580,677</u>	<u>5,858,124</u>
Fund balances at end of year	<u>\$ 6,894,047</u>	<u>\$ 1,172,329</u>	<u>\$ 8,066,376</u>

SEE ACCOMPANYING NOTES TO THE BASIC FINANCIAL STATEMENTS

**TRIAD LOCAL SCHOOL DISTRICT
CHAMPAIGN COUNTY, OHIO**

RECONCILIATION OF THE STATEMENT OF REVENUES, EXPENDITURES
AND CHANGES IN FUND BALANCES OF GOVERNMENTAL FUNDS
TO THE STATEMENT OF ACTIVITIES
FOR THE FISCAL YEAR ENDED JUNE 30, 2023

Net change in fund balances - total governmental funds \$ 2,208,252

Amounts reported for governmental activities in the statement of activities are different because:

Governmental funds report capital outlays as expenditures. However, in the statement of activities, the cost of those assets is allocated over their estimated useful lives as depreciation expense.

Capital asset additions	\$ 532,390	
Current year depreciation	(858,794)	
Total	(326,404)	(326,404)

The net effect of various miscellaneous transactions involving capital assets (i.e., sales, disposals, trade-ins, and donations) is to decrease net position. (4,751)

Revenues in the statement of activities that do not provide current financial resources are not reported as revenues in the funds.

Property taxes	21,134	
Income taxes	(18,504)	
Intergovernmental	(503,004)	
Total	(500,374)	(500,374)

Repayment of bond and lease principal is an expenditure in the governmental funds, but the repayment reduces long-term liabilities on the statement of net position. 456,965

In the statement of activities, interest is accrued on outstanding bonds, whereas in governmental funds, an interest expenditure is reported when due. The following items resulted in additional interest being reported in the statement of activities:

Increase in accrued interest payable	694	
Amortization of bond premiums	5,760	
Amortization of note discounts	(447)	
Amortization of deferred charges and credits	(1,443)	
Total	4,564	4,564

Contractually required contributions are reported as expenditures in governmental funds; however, the statement of net position reports these amounts as deferred outflows.

Pension	867,083	
OPEB	29,249	
Total	896,332	896,332

Except for amounts reported as deferred inflows/outflows, changes in the net pension/OPEB liability/asset are reported as pension/OPEB expense in the statement of activities.

Pension	(967,457)	
OPEB	199,163	
Total	(768,294)	(768,294)

Some expenses reported in the statement of activities, such as compensated absences, do not require the use of current financial resources and therefore are not reported as expenditures in governmental funds. 16,558

Change in net position of governmental activities \$ 1,982,848

SEE ACCOMPANYING NOTES TO THE BASIC FINANCIAL STATEMENTS

**TRIAD LOCAL SCHOOL DISTRICT
CHAMPAIGN COUNTY, OHIO**

STATEMENT OF REVENUES, EXPENDITURES AND CHANGES IN
FUND BALANCE - BUDGET AND ACTUAL (NON-GAAP BUDGETARY BASIS)
GENERAL FUND
FOR THE FISCAL YEAR ENDED JUNE 30, 2023

	<u>Budgeted Amounts</u>			Variance with Final Budget Positive (Negative)
	<u>Original</u>	<u>Final</u>	<u>Actual</u>	
Revenues:				
Property taxes	\$ 2,630,651	\$ 2,630,651	\$ 2,978,102	\$ 347,451
Income taxes	2,564,928	2,564,928	2,903,698	338,770
Intergovernmental	5,330,781	5,330,781	6,034,859	704,078
Investment earnings	236,951	236,951	232,093	(4,858)
Tuition and fees	119,413	119,413	116,965	(2,448)
Rental income	3,037	3,037	2,975	(62)
Contributions and donations	149,314	149,314	146,253	(3,061)
Miscellaneous	18,128	18,128	17,756	(372)
Total revenues	<u>11,053,203</u>	<u>11,053,203</u>	<u>12,432,701</u>	<u>1,379,498</u>
Expenditures:				
Current:				
Instruction:				
Regular	4,050,121	4,196,260	3,990,902	205,358
Special	1,506,267	1,560,617	1,484,243	76,374
Other	3,551	3,679	3,499	180
Support services:				
Pupil	554,724	574,740	546,613	28,127
Instructional staff	280,660	290,787	276,556	14,231
Administration	1,141,279	1,182,460	1,124,592	57,868
Fiscal	515,565	534,168	508,027	26,141
Business	7,850	8,133	7,735	398
Operations and maintenance	1,466,150	1,519,053	1,444,713	74,340
Pupil transportation	704,931	730,367	694,624	35,743
Central	296,195	306,883	291,865	15,018
Extracurricular activities	383,042	396,863	377,441	19,422
Facilities acquisition and construction	8,329	8,630	8,208	422
Total expenditures	<u>10,918,664</u>	<u>11,312,640</u>	<u>10,759,018</u>	<u>553,622</u>
Excess (deficiency) of revenues over (under) expenditures	<u>134,539</u>	<u>(259,437)</u>	<u>1,673,683</u>	<u>1,933,120</u>
Other financing sources (uses):				
Refund of prior year's expenditures	144,678	144,678	141,712	(2,966)
Transfers (out)	(213,224)	(220,918)	(210,107)	10,811
Advances in	20,952	20,952	20,522	(430)
Sale of capital assets	24,032	24,032	23,539	(493)
Total other financing sources (uses)	<u>(23,562)</u>	<u>(31,256)</u>	<u>(24,334)</u>	<u>6,922</u>
Net change in fund balance	110,977	(290,693)	1,649,349	1,940,042
Fund balance at beginning of year	4,713,107	4,713,107	4,713,107	-
Prior year encumbrances appropriated	148,388	148,388	148,388	-
Fund balance at end of year	<u>\$ 4,972,472</u>	<u>\$ 4,570,802</u>	<u>\$ 6,510,844</u>	<u>\$ 1,940,042</u>

SEE ACCOMPANYING NOTES TO THE BASIC FINANCIAL STATEMENTS

This page intentionally left blank.

**TRIAD LOCAL SCHOOL DISTRICT
CHAMPAIGN COUNTY, OHIO**

NOTES TO THE BASIC FINANCIAL STATEMENTS
FOR THE FISCAL YEAR ENDED JUNE 30, 2023

NOTE 1 - DESCRIPTION OF THE SCHOOL DISTRICT

The Triad Local School District (the “District”) is organized under Article VI, Sections 2 and 3 of the Constitution of the State of Ohio. The District operates under a locally-elected Board form of government consisting of five members elected at-large for staggered four year terms. The District provides educational services as authorized by State and federal guidelines.

The District is located in Champaign County and includes the Villages of North Lewisburg, Mingo, Woodstock and Cable as well as portions of Zane, Union, Wayne, Rush and Allen Townships. It is staffed by 46 non-certified employees, 72 certified full-time teachers and other personnel who provide services to 814 students and other community members. The District currently operates three instructional buildings and one administrative building.

NOTE 2 - SUMMARY OF SIGNIFICANT ACCOUNTING POLICIES

The basic financial statements of the District have been prepared in conformity with accounting principles generally accepted in the United States of America (GAAP) as applied to governmental units. The Governmental Accounting Standards Board (GASB) is the accepted standard-setting body for establishing governmental accounting and financial reporting principles. The District’s significant accounting policies are described below.

A. Reporting Entity

The reporting entity has been defined in accordance with GASB Statement No. 14, “The Financial Reporting Entity” as amended by GASB Statement No. 39, “Determining Whether Certain Organizations Are Component Units” and GASB Statement No. 61, “The Financial Reporting Entity: Omnibus an Amendment of GASB Statements No. 14 and No. 34” and GASB 90, “Majority Equity Interests”. The reporting entity is composed of the primary government and component units. The primary government consists of all funds, departments, boards and agencies that are not legally separate from the District. For the District, this includes general operations, food service, and student related activities of the District.

Component units are legally separate organizations for which the District is financially accountable. The District is financially accountable for an organization if the District appoints a voting majority of the organization’s Governing Board and (1) the District is able to significantly influence the programs or services performed or provided by the organization; or (2) the District is legally entitled to or can otherwise access the organization’s resources; or (3) the District is legally obligated or has otherwise assumed the responsibility to finance the deficits of, or provide financial support to, the organization; or (4) the District is obligated for the debt of the organization. Component units may also include organizations that are fiscally dependent on the District in that the District approves the budget, the issuance of debt or the levying of taxes. Certain organizations are also included as component units if the nature and significance of the relationship between the primary government and the organization is such that exclusion by the primary government would render the primary government’s financial statements incomplete or misleading. Based upon the application of these criteria, the District has no component units. The basic financial statements of the reporting entity include only those of the District (the primary government).

The following organizations are described due to their relationship to the District:

JOINTLY GOVERNED ORGANIZATIONS

Ohio Hi-Point Joint Vocational School District

The Ohio Hi-Point Joint Vocational School District is a distinct political subdivision of the State of Ohio operated under the direction of a Board consisting of one representative from each of the participating Districts, which possesses its own budgeting and taxing authority. To obtain financial information write to the Ohio Hi-Point Joint Vocational School District, Caleb Lang, who serves as Treasurer, at 2280 State Route 540, Bellefontaine, Ohio 43311.

**TRIAD LOCAL SCHOOL DISTRICT
CHAMPAIGN COUNTY, OHIO**

NOTES TO THE BASIC FINANCIAL STATEMENTS
FOR THE FISCAL YEAR ENDED JUNE 30, 2023
(Continued)

NOTE 2 - SUMMARY OF SIGNIFICANT ACCOUNTING POLICIES - (Continued)

Western Ohio Computer Organization

The District is a participant in the Western Ohio Computer Organization (WOCO). WOCO is a council of governments established for the purpose of exercising the rights and privileges conveyed to it by the constitution and laws of the State of Ohio, and is composed of 27 school districts, 3 educational service centers, 3 parochial schools, 2 career centers and 2 community schools. It was formed for the purpose of applying modern technology with the aid of computers and other electronic equipment to the administrative and instructional functions of member districts. The Organization is governed by a Board of Directors consisting of 11 members: two Superintendents from each county that is represented, one treasurer representative, a student services representative, one city school representative and non-voting independent district representative. The degree of control exercised by any participating member is limited to its representation on the Board. Financial information can be obtained from Deb Meyer, who serves as Treasurer, at 129 East Court Street, Sidney, Ohio 45365.

META Solutions

The District is a participant in Meta Solutions which is a computer consortium that was the result of a merger between Tri-Rivers Educational Computer Association (TRECA) and the Metropolitan Educational Council (MEC). Meta Solutions develops, implements and supports the technology and instructional needs of schools in a cost-effective manner. Meta Solutions provides instructional, core, technology and purchasing services for its member districts. The Board of Directors consists of the Superintendents from eight of the member districts. Financial information can be obtained from Ashley Widby, who serves as Chief Financial Officer, 100 Executive Drive, Marion, Ohio 43302.

Southwest Ohio Educational Purchasing Council

The Southwest Ohio Educational Purchasing Council (EPC) combines the purchasing power of approximately 130 member school districts in 19 counties. The EPC is governed by a constitution and executive board. Each member district has a representative. To obtain financial information contact Ken Swink at Ken.Swink@epcschools.org.

PUBLIC ENTITY RISK POOLS

The Ohio School Boards Association Workers' Compensation Group Rating Program

The District participates in the Ohio School Boards Association (OSBA) Workers' Compensation Group Rating Program (GRP), insurance purchasing pool. The GRP's business and affairs are conducted by a three member board of directors consisting of the President-Elect and the Immediate Past President of the OSBA. The Executive Director of the OSBA, or his designees, serves as coordinator of the program. Each year, the participating school districts pay an enrollment fee to the GRP to cover the costs of administering the program. Financial information can be obtained from Teri Morgan, Senior Deputy Director of Board and Management Services, at 8050 North High Street, Columbus, Ohio 43235.

The intent of the Program is to achieve the benefit of a reduced premium for the District by virtue of its grouping and representation with other participants in the Program. The workers compensation experience of the participating school districts is calculated as one experience and a common premium rate is applied to all school districts in the Program.

Each participant pays its workers' compensation premium to the state based on the rate for the Program rather than its individual rate. Participation in the Program is limited to school districts that can meet the program's selection criteria. The firm of Sheakley provides administrative, cost control and actuarial services to the Program.

**TRIAD LOCAL SCHOOL DISTRICT
CHAMPAIGN COUNTY, OHIO**

NOTES TO THE BASIC FINANCIAL STATEMENTS
FOR THE FISCAL YEAR ENDED JUNE 30, 2023
(Continued)

NOTE 2 - SUMMARY OF SIGNIFICANT ACCOUNTING POLICIES - (Continued)

Ohio School Plan

The District participates in the Ohio School Plan (OSP), an insurance purchasing pool. The OSP is created and organized pursuant to and as authorized by Section 2744.081 of the Ohio Revised Code. The OSP is an unincorporated, non-profit association of its members and an instrumentality for each member for the purpose of enabling members of the OSP to provide for a formalized, joint insurance purchasing program to maintain adequate insurance protection, risk management programs and other administrative services. The OSP's business and affairs are conducted by a fifteen member Board of Directors consisting of school districts' superintendents and treasurers, as well as the president of Harcum-Hyre Insurance Agency, Inc. and a partner of the Hylant Group, Inc. Hylant Group, Inc. is the Administrator of the OSP and is responsible for processing claims. Harcum-Hyre Insurance Agency, Inc. is the sales and marketing representative, which establishes agreements between OSP and member schools.

Hardin County Schools Employee Health and Welfare Benefit Association

The Hardin County Schools Employee Health and Welfare Benefit Association (the Association) is a public entity shared risk pool consisting of seven school districts and the Hardin County Library.

The Association is organized as a Voluntary Employee Benefit Association under Section 501(c)(9) of the Internal Revenue Code and provides health, vision, dental and life benefits to the employees of the participants. Each participant's superintendent is appointed to an Administrative Committee which advises the Trustee, Huntington Bank, concerning aspects of the administration of the Association.

Each school district decides which plans offered by the Administrative Committee will be extended to its employees. Participation in the Association is by written application subject to acceptance by the Administrative Committee and payment of the monthly premiums. Financial information can be obtained from Jeff Price, who serves as Chairman, at 11589 S.R. 81, Dola, Ohio 45835.

B. Fund Accounting

The District uses funds to maintain its financial records during the year. A fund is defined as a fiscal and accounting entity with a self-balancing set of accounts. There are three categories of funds: governmental, proprietary and fiduciary.

GOVERNMENTAL FUNDS

Governmental funds are those through which most governmental functions typically are financed. Governmental fund reporting focuses on the sources, uses and balances of current financial resources. Expendable assets are assigned to the various governmental funds according to the purposes for which they may or must be used. Current liabilities are assigned to the fund from which they will be paid.

The difference between governmental fund assets and deferred outflows of resources and liabilities and deferred inflows of resources is reported as fund balance. The following is the District's major governmental fund:

General fund - The general fund is used to account for and report all financial resources not accounted for and reported in another fund. The general fund balance is available for any purpose provided it is expended or transferred according to the general laws of Ohio.

**TRIAD LOCAL SCHOOL DISTRICT
CHAMPAIGN COUNTY, OHIO**

NOTES TO THE BASIC FINANCIAL STATEMENTS
FOR THE FISCAL YEAR ENDED JUNE 30, 2023
(Continued)

NOTE 2 - SUMMARY OF SIGNIFICANT ACCOUNTING POLICIES - (Continued)

Other governmental funds of the District are used to account for (a) financial resources that are restricted, committed, or assigned to expenditures for capital outlays including the acquisition or construction of capital facilities and other capital assets, (b) specific revenue sources that are restricted or committed to an expenditure for specified purposes other than debt service or capital projects and (c) financial resources that are restricted, committed, or assigned to expenditure for principal and interest.

PROPRIETARY FUNDS

Proprietary funds are used to account for the District's ongoing activities which are similar to those often found in the private sector. The District has no proprietary funds.

FIDUCIARY FUNDS

Fiduciary fund reporting focuses on net position and changes in net position. The fiduciary fund category is split into four classifications: pension trust funds, investment trust funds, private-purpose trust funds and custodial funds. Trust funds are used to account for assets held by the District under a trust agreement for individuals, private organizations, or other governments and are therefore not available to support the District's own programs. The District has no Trust funds. Custodial funds are used to report fiduciary activities that are not required to be reported in a trust fund. The District has no custodial funds.

C. Basis of Presentation and Measurement Focus

Government-Wide Financial Statements - The statement of net position and the statement of activities display information about the District as a whole. These statements include the financial activities of the primary government.

The government-wide statement of activities presents a comparison between direct expenses and program revenues for each function or program of the governmental activities of the District. Direct expenses are those that are specifically associated with a service, program or department and therefore clearly identifiable to a particular function. Program revenues include amounts paid by the recipient of goods or services offered by the program and grants and contributions that are restricted to meeting the operational or capital requirements of a particular program. Revenues not classified as program revenues are presented as general revenues of the District.

The government-wide financial statements are prepared using the economic resources measurement focus. All assets and deferred outflows and all liabilities and deferred inflows associated with the operation of the District are included on the statement of net position.

Fund Financial Statements - Fund financial statements report detailed information about the District. The focus of governmental fund financial statements is on major funds rather than reporting funds by type. Each major fund is presented in a separate column, and all nonmajor funds are aggregated into one column.

All governmental funds are accounted for using a flow of current financial resources measurement focus. With this measurement focus, only current assets and deferred outflows and current liabilities and deferred inflows generally are included on the balance sheet. The statement of revenues, expenditures and changes in fund balances reports on the sources (i.e., revenues and other financing sources) and uses (i.e., expenditures and other financing uses) of current financial resources. This approach differs from the manner in which the governmental activities of the government-wide financial statements are prepared. Governmental fund financial statements therefore include a reconciliation with brief explanations to better identify the relationship between the government-wide statements and the statements for governmental funds.

**TRIAD LOCAL SCHOOL DISTRICT
CHAMPAIGN COUNTY, OHIO**

NOTES TO THE BASIC FINANCIAL STATEMENTS
FOR THE FISCAL YEAR ENDED JUNE 30, 2023
(Continued)

NOTE 2 - SUMMARY OF SIGNIFICANT ACCOUNTING POLICIES - (Continued)

D. Basis of Accounting

Basis of accounting determines when transactions are recorded in the financial records and reported on the financial statements. Government-wide financial statements are prepared using the accrual basis of accounting. Governmental funds use the modified accrual basis of accounting.

Revenues - Exchange and Nonexchange Transactions - Revenue resulting from exchange transactions, in which each party gives and receives essentially equal value, is recorded on the accrual basis when the exchange takes place. On a modified accrual basis, revenue is recorded in the fiscal year in which the resources are measurable and become available. Available means that the resources will be collected within the current fiscal year or are expected to be collected soon enough thereafter to be used to pay liabilities of the current fiscal year. For the District, available means expected to be received within sixty days of fiscal year end.

Nonexchange transactions, in which the District receives value without directly giving equal value in return, include property taxes, income taxes, grants, entitlements and donations. On an accrual basis, revenue from property taxes is recognized in the fiscal year for which the taxes are levied (See Note 6) and revenue from District income taxes is recognized in the year in which the income is earned (See Note 7).

Revenue from grants, entitlements and donations is recognized in the fiscal year in which all eligibility requirements have been satisfied. Eligibility requirements include timing requirements, which specify the year when the resources are required to be used or the fiscal year when use is first permitted, matching requirements, in which the District must provide local resources to be used for a specified purpose, and expenditure requirements, in which the resources are provided to the District on a reimbursement basis. On a modified accrual basis, revenue from nonexchange transactions must also be available before it can be recognized.

Under the modified accrual basis, the following revenue sources are considered to be both measurable and available at fiscal year-end: property taxes available as an advance, school district income tax, interest, tuition, grants, student fees and rentals.

Deferred Outflows of Resources and Deferred Inflows of Resources - In addition to assets, the government-wide statement of net position will report a separate section for deferred outflows of resources. Deferred outflows of resources represent a consumption of net position that applies to a future period and will not be recognized as an outflow of resources (expense/expenditure) until then. See Notes 12 and 13 for deferred outflows of resources related to net pension liability and net OPEB liability/asset, respectively. In addition, deferred outflows of resources include a deferred charge on debt refunding. A deferred charge on refunding results from the difference in the carrying value of refunded debt and its reacquisition price. This amount is deferred and amortized over the shorter of the life of the refunded or refunding debt.

In addition to liabilities, both the government-wide statement of net position and the governmental fund financial statements report a separate section for deferred inflows of resources. Deferred inflows of resources represent an acquisition of net position that applies to a future period and will not be recognized as an inflow of resources (revenue) until that time. Deferred inflows of resources include property taxes and unavailable revenue. Property taxes represent amounts for which there is an enforceable legal claim as of June 30, 2023, but which were levied to finance fiscal year 2024 operations. These amounts have been recorded as a deferred inflow of resources on both the government-wide statement of net position and the governmental fund financial statements. Unavailable revenue is reported only on the governmental funds balance sheet, and represents receivables which will not be collected within the available period. Unavailable revenue includes, but is not limited to, delinquent property taxes and intergovernmental grants. These amounts are deferred and recognized as an inflow of resources in the period the amounts become available.

**TRIAD LOCAL SCHOOL DISTRICT
CHAMPAIGN COUNTY, OHIO**

NOTES TO THE BASIC FINANCIAL STATEMENTS
FOR THE FISCAL YEAR ENDED JUNE 30, 2023
(Continued)

NOTE 2 - SUMMARY OF SIGNIFICANT ACCOUNTING POLICIES - (Continued)

See Notes 12 and 13 for deferred inflows of resources related to net pension liability and net OPEB liability/asset, respectively. These deferred inflows of resources are only reported on the government-wide statement of net position. In addition, deferred outflows of resources include a deferred gain on debt refunding. A deferred gain on refunding results from the difference in the carrying value of refunded debt and its reacquisition price. This amount is deferred and amortized over the shorter of the life of the refunded debt or refunding debt.

Expenses/Expenditures - On the accrual basis of accounting, expenses are recognized at the time they are incurred. The entitlement value of donated commodities received during the year is reported in the statement of revenues, expenditures and changes in fund balances as an expenditure with a like amount reported as intergovernmental revenue.

The measurement focus of governmental fund accounting is on decreases in net financial resources (expenditures) rather than expenses. Expenditures are generally recognized in the accounting period in which the related fund liability is incurred, if measurable. Allocations of cost, such as depreciation and amortization, are not recognized in governmental funds.

E. Budgets

The budgetary process is prescribed by provisions of the Ohio Revised Code and entails the preparation of budgetary documents within an established timetable. The major documents prepared are the tax budget, the certificate of estimated resources, and the appropriation resolution, all of which are prepared on the budgetary basis of accounting. The certificate of estimated resources and the appropriations resolution are subject to amendment throughout the year with the legal restriction that appropriations cannot exceed estimated resources, as certified. All funds are legally required to be budgeted and appropriated. The legal level of budgetary control has been established by the Board of Education at the fund level for all funds. Although the legal level of budgetary control was established at the fund level of expenditures, the District has elected to present budgetary statement comparisons at the fund and function level of expenditures.

Tax Budget - Prior to January 15, the Superintendent and Treasurer submit to the Board of Education a proposed operating budget for the fiscal year commencing the following July 1. The budget includes proposed expenditures and the means of financing for all funds. Public hearings are publicized and conducted to obtain taxpayers' comments. The purpose of this budget document is to reflect the need for existing (or increased) tax rates. By no later than January 20, the Board-adopted budget is filed with the Champaign County Budget Commission for rate determination.

Estimated Resources - By April 1, the Board of Education accepts, by formal resolution, the tax rates as determined by the Budget Commission and receives the Commission's certificate of estimated resources, which states the projected revenue of each fund. Prior to July 1, the District must revise its budget so that total contemplated expenditures from any fund during the ensuing year will not exceed the amount stated in the certificate of estimated resources. The revised budget then serves as the basis for the appropriation measure. On or about July 1, the certificate is amended to include any unencumbered cash balances from the preceding year. The certificate may be further amended during the year if projected increases or decreases in revenue are identified by the District Treasurer. The amounts reported in the budgetary statements reflect the amounts from the certificate of estimated resources that was in effect at the time the original and final appropriations were passed by the Board of Education.

**TRIAD LOCAL SCHOOL DISTRICT
CHAMPAIGN COUNTY, OHIO**

NOTES TO THE BASIC FINANCIAL STATEMENTS
FOR THE FISCAL YEAR ENDED JUNE 30, 2023
(Continued)

NOTE 2 - SUMMARY OF SIGNIFICANT ACCOUNTING POLICIES - (Continued)

Appropriations - Upon receipt from the County Auditor of an amended certificate of estimated resources based on final assessed values and tax rates or a certificate saying no new certificate is necessary, the annual appropriation resolution is enacted by the Board of Education. Prior to the passage of the annual appropriation measure, the Board may pass a temporary appropriation measure to meet the ordinary expenses of the District. The appropriation resolution, at the fund level must be within the estimated resources as certified by the County Budget Commission and the total of expenditures may not exceed the appropriation totals at the legal level of control. Any revisions that alter the legal level of budgetary control must be approved by the Board of Education.

The Board may pass supplemental fund appropriations so long as the total appropriations by fund do not exceed the amounts set forth in the most recent certificate of estimated resources. During the year, all supplemental appropriations were legally enacted.

The appropriation resolution is subject to amendment by the Board throughout the year with the restriction that appropriations may not exceed estimated revenues. The amounts reported as the original budget amounts reflect the first appropriation for that fund covered the entire fiscal year, including amounts automatically carried over from prior year. The amounts reported as the final budgeted amounts represent the final appropriation amounts passed by the Board during the year.

Lapsing of Appropriations - At the close of each fiscal year, the unencumbered balance of each appropriation reverts to the respective fund from which it was appropriated and becomes subject to future appropriation. Encumbered appropriations are carried forward to the succeeding fiscal year and are not re-appropriated.

F. Cash and Investments

To improve cash management, cash received by the District is pooled. Monies for all funds are maintained in this pool. Individual fund integrity is maintained through the District's records. Each fund's interest in the pool is presented as "equity in pooled cash and cash equivalents" on the basic financial statements.

During fiscal year 2023, investments were limited to investments in the State Treasury Asset Reserve of Ohio (STAR Ohio).

The District invested in STAR Ohio. STAR Ohio (the State Treasury Asset Reserve of Ohio), is an investment pool managed by the State Treasurer's Office which allows governments within the State to pool their funds for investment purposes. STAR Ohio is not registered with the SEC as an investment company, but has adopted Governmental Accounting Standards Board (GASB), Statement No. 79, "Certain External Investment Pools and Pool Participants." The District measures their investment in STAR Ohio at the net asset value (NAV) per share provided by STAR Ohio. The NAV per share is calculated on an amortized cost basis that provides an NAV per share that approximates fair value.

There were no limitations or restrictions on any participant withdrawals due to redemption notice periods, liquidity fees, or redemption gates. However, 24 hours notice in advance of all deposits and withdrawals exceeding \$100 million is encouraged. STAR Ohio reserves the right to limit the transaction to \$250 million, requiring the excess amount to be transacted the following business day(s), but only to the \$250 million limit. All accounts of the participant will be combined for these purposes.

Under existing Ohio statutes all investment earnings are assigned to the general fund unless statutorily required to be credited to a specific fund or the Board of Education has, by resolution, specified the funds to receive an allocation of interest earnings. Interest revenue credited to the general fund during fiscal year 2023 amounted to \$239,066, which includes \$34,650 assigned from other District funds.

**TRIAD LOCAL SCHOOL DISTRICT
CHAMPAIGN COUNTY, OHIO**

NOTES TO THE BASIC FINANCIAL STATEMENTS
FOR THE FISCAL YEAR ENDED JUNE 30, 2023
(Continued)

NOTE 2 - SUMMARY OF SIGNIFICANT ACCOUNTING POLICIES - (Continued)

For presentation on the basic financial statements, investments of the cash management pool and investments with original maturities of three months or less at the time they are purchased by the District are considered to be cash equivalents. Investments with an initial maturity of more than three months are reported as investments.

An analysis of the District's investment account at year end is provided in Note 4.

G. Inventory

On government-wide and fund financial statements, purchased inventories are presented at the lower of cost or market and donated commodities are presented at their entitlement value. Inventories are recorded on a first-in, first-out basis and are expensed when used. Inventories are accounted for using the consumption method.

On the fund financial statements, reported material and supplies inventory is equally offset by nonspendable fund balance in the governmental funds which indicates that it does not constitute available spendable resources even though it is a component of fund balance.

Inventory consists of expendable supplies held for consumption, donated food and purchased food.

H. Capital Assets

General capital assets are those assets specifically related to governmental activities. These assets result from expenditures in the governmental funds. These assets are reported in the governmental activities column of the government-wide statement of net position, but are not reported in the fund financial statements.

All capital assets are capitalized at cost (or estimated historical cost) and updated for additions and retirements during the year. Donated capital assets are recorded at their acquisition value as of the date received. The District has a capitalization threshold of \$5,000. The District does not possess any infrastructure. Improvements are capitalized; the costs of normal maintenance and repairs that do not add to the value of the asset or materially extend an asset's life are not.

All reported capital assets except land are depreciated. Improvements are depreciated over the remaining useful lives of the related capital assets. The District is reporting intangible right to use assets related to leased equipment and software. The intangible assets are being amortized in a systematic and rational manner of the shorter of the lease term or the useful life of the underlying asset.

Depreciation is computed using the straight-line method over the following useful lives:

<u>Description</u>	<u>Governmental Activities Estimated Lives</u>
Land improvements	20 years
Buildings and improvements	20 - 50 years
Furniture and equipment	5 - 20 years
Intangible leased assets	5 years
Vehicles	6 - 10 years

**TRIAD LOCAL SCHOOL DISTRICT
CHAMPAIGN COUNTY, OHIO**

NOTES TO THE BASIC FINANCIAL STATEMENTS
FOR THE FISCAL YEAR ENDED JUNE 30, 2023
(Continued)

NOTE 2 - SUMMARY OF SIGNIFICANT ACCOUNTING POLICIES - (Continued)

I. Prepayments

Certain payments to vendors reflect the costs applicable to future accounting periods and are recorded as prepaid items in both government-wide and fund financial statements. These items are reported as assets on the balance sheet using the consumption method. A current asset for the prepaid amounts is recorded at the time of the purchase and the expenditure/expense is reported in the year in which services are consumed.

On the fund financial statements, reported prepayments are equally offset by nonspendable fund balance in the governmental funds which indicates that it does not constitute available spendable resources even though it is a component of fund balance.

J. Compensated Absences

Compensated absences of the District consist of vacation leave and sick leave to the extent that payments to the employee for these absences are attributable to services already rendered and are not contingent on a specific event that is outside the control of the District and the employee.

In accordance with the provisions of GASB Statement No. 16, "Accounting for Compensated Absences", a liability for vacation leave is accrued if a) the employees' rights to payment are attributable to services already rendered; and b) it is probable that the employer will compensate the employees for the benefits through paid time off or other means, such as cash payment at termination or retirement. An accrual for earned sick leave is made to the extent that it is probable that the benefits will result in termination (severance) payments. A liability for sick leave is accrued using the vesting method; i.e., the liability is based on the sick leave accumulated at June 30, 2023, by those employees who are currently eligible to receive termination (severance) payments, as well as those employees expected to become eligible in the future. All employees at least 50 years of age with 10 years of service or any age with at least 20 years of service, were considered expected to become eligible to retire in accordance with GASB Statement No. 16.

The total liability for vacation and sick leave payments has been calculated using pay rates in effect at June 30, 2023 and reduced to the maximum payment allowed by labor contract and/or statute, plus any applicable additional salary related payments.

The entire compensated absence liability is reported on the government-wide financial statements.

For governmental fund financial statements, the current portion of unpaid compensated absences is the amount expected to be paid using expendable available resources. These amounts are recorded in the account "compensated absences payable" in the fund from which the employees who have accumulated unpaid leave are paid. The noncurrent portion of the liability is not reported.

K. Accrued Liabilities and Long-Term Obligations

All payables, accrued liabilities and long-term obligations are reported in the government-wide financial statements.

In general, governmental fund payables and accrued liabilities that, once incurred, are paid in a timely manner and in full from current financial resources, are reported as obligations of the funds. However, claims and judgments and compensated absences that will be paid from governmental funds are reported as a liability in the fund financial statements only to the extent that they are due for payment during the current year. Bonds, notes and leases are recognized as a liability on the fund financial statements when due. Net pension/OPEB liability should be recognized in the governmental funds to the extent that benefit payments are due and payable and the pension/OPEB plan's fiduciary net position is not sufficient for payment of those benefits.

**TRIAD LOCAL SCHOOL DISTRICT
CHAMPAIGN COUNTY, OHIO**

NOTES TO THE BASIC FINANCIAL STATEMENTS
FOR THE FISCAL YEAR ENDED JUNE 30, 2023
(Continued)

NOTE 2 - SUMMARY OF SIGNIFICANT ACCOUNTING POLICIES - (Continued)

L. Fund Balance

Fund balance is divided into five classifications based primarily on the extent to which the District is bound to observe constraints imposed upon the use of the resources in the governmental funds. The classifications are as follows:

Nonspendable - The nonspendable fund balance classification includes amounts that cannot be spent because they are not in spendable form or legally required to be maintained intact. The “not in spendable form” criterion includes items that are not expected to be converted to cash. It also includes the long-term amount of loans receivable.

Restricted - Fund balance is reported as restricted when constraints are placed on the use of resources that are either externally imposed by creditors (such as through debt covenants), grantors, contributors, or laws or regulations of other governments, or imposed by law through constitutional provisions or enabling legislation.

Committed - The committed fund balance classification includes amounts that can be used only for the specific purposes imposed by a formal action (resolution) of the District Board of Education (the highest level of decision making authority). Those committed amounts cannot be used for any other purpose unless the District Board of Education removes or changes the specified use by taking the same type of action (resolution) it employed to previously commit those amounts. Committed fund balance also incorporates contractual obligations to the extent that existing resources in the fund have been specifically committed for use in satisfying those contractual requirements.

Assigned - Amounts in the assigned fund balance classification are intended to be used by the District for specific purposes but do not meet the criteria to be classified as restricted nor committed. In governmental funds other than the general fund, assigned fund balance represents the remaining amount that is not restricted or committed. In the general fund, assigned amounts represent intended uses established by policies of the District Board of Education, which includes giving the Treasurer the authority to constrain monies for intended purposes.

Unassigned - Unassigned fund balance is the residual classification for the general fund and includes all spendable amounts not contained in the other classifications. In other governmental funds, the unassigned classification is only used to report a deficit fund balance resulting from overspending for specific purposes for which amounts had been restricted, committed, or assigned.

The District applies restricted resources first when expenditures are incurred for purposes for which restricted and unrestricted (committed, assigned, and unassigned) fund balance is available. Similarly, within unrestricted fund balance, committed amounts are reduced first followed by assigned, and then unassigned amounts when expenditures are incurred for purposes for which amounts in any of the unrestricted fund balance classifications could be used.

**TRIAD LOCAL SCHOOL DISTRICT
CHAMPAIGN COUNTY, OHIO**

NOTES TO THE BASIC FINANCIAL STATEMENTS
FOR THE FISCAL YEAR ENDED JUNE 30, 2023
(Continued)

NOTE 2 - SUMMARY OF SIGNIFICANT ACCOUNTING POLICIES - (Continued)

M. Net Position

Net position represents the difference between assets and deferred outflows and liabilities and deferred inflows. The net position component “net investment in capital assets,” consists of capital assets, net of accumulated depreciation, reduced by the outstanding balances of any borrowing used for the acquisition, construction or improvement of those assets. Deferred outflows of resources and deferred inflows of resources that are attributable to the acquisition, construction or improvement of those assets or related debt also should be included in this component of net position. Net position is reported as restricted when there are limitations imposed on its use either through the enabling legislation adopted by the District or through external restrictions imposed by creditors, grantors or laws or regulations of other governments.

The District applies restricted resources first when an expense is incurred for purposes for which both restricted and unrestricted net position is available.

N. Estimates

The preparation of the basic financial statements in conformity with GAAP requires management to make estimates and assumptions that affect the amounts reported in the basic financial statements and accompanying notes. Actual results may differ from those estimates.

O. Interfund Activity

Exchange transactions between funds are reported as revenues in the seller funds and as expenditures/expenses in the purchaser funds. Flows of cash or goods from one fund to another without a requirement for repayment are reported as interfund transfers. Interfund transfers are reported as other financing sources/uses in governmental funds. Repayments from funds responsible for particular expenditures/expenses to the funds that initially paid for them are not presented on the basic financial statements.

P. Unamortized Bond and Note Premium / Discount and Accounting Gain or Loss

Bond and note premiums and discounts are deferred and amortized over the term of the bonds and notes using the straight-line method, which approximates the effective interest method. Bond premiums are presented as an addition to the face amount of the bonds and note discounts are presented as a subtraction from the face amount of the notes. A reconciliation between the bonds and notes face value and the amount reported on the statement of net position is presented in Note 10.

For advance refunding resulting in the defeasance of debt, the difference between the reacquisition price and the net carrying amount of the old debt is deferred and amortized as a component of interest expense. This accounting gain or loss is amortized over the remaining life of the old debt or the life of the new debt, whichever is shorter and is presented as a deferred outflow/inflow of resources.

On the governmental fund financial statements, bond and note premiums and discounts are recognized in the current period.

Q. Pensions/Other Postemployment Benefits (OPEB)

For purposes of measuring the net pension/OPEB liability, net OPEB asset, deferred outflows of resources and deferred inflows of resources related pensions/OPEB, and pension/OPEB expense, information about the fiduciary net position of the pension/OPEB plans and additions to/deductions from their fiduciary net position have been determined on the same basis as they are reported by the pension/OPEB plan. For this purpose, benefit payments (including refunds of employee contributions) are recognized when due and payable in accordance with the benefit terms. The pension/OPEB plans report investments at fair value.

**TRIAD LOCAL SCHOOL DISTRICT
CHAMPAIGN COUNTY, OHIO**

NOTES TO THE BASIC FINANCIAL STATEMENTS
FOR THE FISCAL YEAR ENDED JUNE 30, 2023
(Continued)

NOTE 2 - SUMMARY OF SIGNIFICANT ACCOUNTING POLICIES - (Continued)

R. Extraordinary and Special Items

Extraordinary items are transactions or events that are both unusual in nature and infrequent in occurrence. Special items are transactions or events that are within the control of the Board of Education and that are either unusual in nature or infrequent in occurrence. The District had no extraordinary or special items during fiscal year 2023.

S. Fair Value

The District categorizes its fair value measurements within the fair value hierarchy established by generally accepted accounting principles. The hierarchy is based on the valuation inputs used to measure the fair value of the asset. Level 1 inputs are quoted prices in active markets for identical assets; Level 2 inputs are significant other observable inputs; Level 3 inputs are significant unobservable inputs.

NOTE 3 - ACCOUNTABILITY AND COMPLIANCE

A. Change in Accounting Principles/Restatement of Net Position

For fiscal year 2023, the District has implemented GASB Statement No. 91, "Conduit Debt Obligations", GASB Statement No. 94, "Public-Private and Public-Public Partnerships and Availability Payment Arrangements", GASB Statement No. 96, "Subscription Based Information Technology Arrangements", certain questions and answers of GASB Implementation Guide 2021-1 and certain paragraphs of GASB Statement No. 99, "Omnibus 2022".

GASB Statement No. 91 provides a single method of reporting conduit debt obligations by issuers and eliminate diversity in practice associated with (1) commitments extended by issuers, (2) arrangements associated with conduit debt obligations, and (3) related note disclosures. This Statement achieves those objectives by clarifying the existing definition of a conduit debt obligation; establishing that a conduit debt obligation is not a liability of the issuer; establishing standards for accounting and financial reporting of additional commitments and voluntary commitments extended by issuers and arrangements associated with conduit debt obligations; and improving required note disclosures. The implementation of GASB Statement No. 91 did not have an effect on the financial statements of the District.

GASB Statement No. 94 is to improve financial reporting by addressing issues related to public-private and public partnership arrangements (PPPs). As used in this Statement, a PPP is an arrangement in which a government (the transferor) contracts with an operator (a governmental or nongovernmental entity) to provide public services by conveying control of the right to operate or use a nonfinancial asset, such as infrastructure or other capital asset (the underlying PPP asset), for a period of time in an exchange or exchange-like transaction. The implementation of GASB Statement No. 94 did not have an effect on the financial statements of the District.

GASB Statement No. 96 provides guidance on the accounting and financial reporting for subscription-based information technology arrangements (SBITAs) for government end users (governments). This Statement (1) defines a SBITA; (2) establishes that a SBITA results in a right-to-use subscription asset—an intangible asset—and a corresponding subscription liability; (3) provides the capitalization criteria for outlays other than subscription payments, including implementation costs of a SBITA; and (4) requires note disclosures regarding a SBITA. To the extent relevant, the standards for SBITAs are based on the standards established in Statement No. 87, Leases, as amended.

**TRIAD LOCAL SCHOOL DISTRICT
CHAMPAIGN COUNTY, OHIO**

NOTES TO THE BASIC FINANCIAL STATEMENTS
FOR THE FISCAL YEAR ENDED JUNE 30, 2023
(Continued)

NOTE 3 - ACCOUNTABILITY AND COMPLIANCE - (Continued)

A net position restatement is required in order implement GASB Statement No. 96. Additionally, a restatement was required to report an unrecorded liability in Nonmajor Governmental Funds as of July 1, 2022. The fund balance and net position have been restated as follows:

	Governmental <u>Activities</u>
Net position as previously reported	\$ 7,996,299
Intangible assets - right-to-use software	13,372
Unrecorded liability	<u>(51,839)</u>
Restated net position at July 1, 2022	<u><u>\$ 7,957,832</u></u>
	Nonmajor <u>Governmental Funds</u>
Fund balance as previously reported	\$ 632,516
Unrecorded liability	<u>(51,839)</u>
Restated fund balance at July 1, 2022	<u><u>\$ 580,677</u></u>

GASB Implementation Guide 2021-1 provides clarification on issues related to previously established GASB guidance. The implementation of GASB Implementation Guide 2021-1 did not have an effect on the financial statements of the District.

GASB Statement No. 99 is to enhance comparability in accounting and financial reporting and to improve the consistency of authoritative literature by addressing (1) practice issues that have been identified during implementation and application of certain GASB Statements and (2) accounting and financial reporting for financial guarantees. The implementation of GASB Statement No. 99 did not have an effect on the financial statements of the District.

B. Deficit Fund Balances

Fund balances at June 30, 2023 included the following individual fund deficits:

<u>Nonmajor funds</u>	<u>Deficit</u>
ESSER Fund	\$ 108,235
Coronavirus Relief Fund	279
IDEA Part B	51,839
Title I	9,753
Building Fund	40,237

The general fund is liable for any deficit in these funds and provides transfers when cash is required, not when accruals occur. The deficit fund balances resulted from adjustments for accrued liabilities.

NOTE 4 - DEPOSITS AND INVESTMENTS

State statutes classify monies held by the District into three categories.

Active deposits are public deposits necessary to meet current demands on the treasury. Such monies must be maintained either as cash in the District treasury, in commercial accounts payable or withdrawable on demand, including negotiable order of withdrawal (NOW) accounts, or in money market deposit accounts.

**TRIAD LOCAL SCHOOL DISTRICT
CHAMPAIGN COUNTY, OHIO**

NOTES TO THE BASIC FINANCIAL STATEMENTS
FOR THE FISCAL YEAR ENDED JUNE 30, 2023
(Continued)

NOTE 4 - DEPOSITS AND INVESTMENTS - (Continued)

Inactive deposits are public deposits that the Board of Education has identified as not required for use within the current five year period of designation of depositories. Inactive deposits must either be evidenced by certificates of deposit maturing not later than the end of the current period of designation of depositories, or by savings or deposit accounts including, but not limited to, passbook accounts.

Interim deposits are deposits of interim monies. Interim monies are those monies which are not needed for immediate use, but which will be needed before the end of the current period of designation of depositories. Interim deposits must be evidenced by time certificates of deposit maturing not more than five years from the date of deposit or by savings or deposit accounts including passbook accounts.

Interim monies may be deposited or invested in the following securities:

1. United States Treasury Notes, Bills, Bonds, or any other obligation or security issued by the United States Treasury or any other obligation guaranteed as to principal and interest by the United States;
2. Bonds, notes, debentures, or any other obligations or securities issued by any federal government agency or instrumentality, including, but not limited to, the Federal National Mortgage Association, Federal Home Loan Bank, Federal Farm Credit Bank, Federal Home Loan Mortgage Corporation and Government National Mortgage Association. All federal agency securities shall be direct issuances of federal government agencies or instrumentalities;
3. Written repurchase agreements in the securities listed above provided that the market value of the securities subject to the repurchase agreement must exceed the principal value of the agreement by at least two percent and be marked to market daily, and that the term of the agreement must not exceed thirty days;
4. Bonds and other obligations of the State of Ohio; and with certain limitations including a requirement for maturity within ten years from the date of settlement, bonds and other obligations of political subdivisions of the State of Ohio, if training requirements have been met;
5. Time certificates of deposit or savings or deposit accounts including, but not limited to, passbook accounts;
6. No-load money market mutual funds consisting exclusively of obligations described in items (1) and (2) above and repurchase agreements secured by such obligations, provided that investments in securities described in this division are made only through eligible institutions;
7. The State Treasurer's investment pool, the State Treasury Asset Reserve of Ohio (STAR Ohio); and
8. Certain banker's acceptance and commercial paper notes for a period not to exceed one-hundred-eighty days and two-hundred-seventy days, respectively, from the purchase date in an amount not to exceed forty percent of the interim monies available for investment at any one time if training requirements have been met.

Protection of the deposits is provided by the Federal Deposit Insurance Corporation (FDIC), by eligible securities pledged by the financial institution as security for repayment, or by the financial institutions participation in the Ohio Pooled Collateral System (OPCS), a collateral pool of eligible securities deposited with a qualified trustee and pledged to the Treasurer of State to secure the repayment of all public monies deposited in the financial institution.

**TRIAD LOCAL SCHOOL DISTRICT
CHAMPAIGN COUNTY, OHIO**

NOTES TO THE BASIC FINANCIAL STATEMENTS
FOR THE FISCAL YEAR ENDED JUNE 30, 2023
(Continued)

NOTE 4 - DEPOSITS AND INVESTMENTS - (Continued)

Investments in stripped principal or interest obligations, reverse repurchase agreements and derivatives are prohibited. The issuance of taxable notes for the purpose of arbitrage, the use of leverage and short selling are also prohibited. Except as noted above, an investment must mature within five years from the date of purchase unless matched to a specific obligation or debt of the District, and must be purchased with the expectation that it will be held to maturity. Investments may only be made through specified dealers and institutions. Payment for investments may be made only upon delivery of the securities representing the investments to the Treasurer or qualified trustee or, if the securities are not represented by a certificate, upon receipt of confirmation of transfer from the custodian.

A. Deposits with Financial Institutions

At June 30, 2023, the carrying amount of all District deposits was \$555,565 and the bank balance of all District deposits was \$591,125. Of the bank balance, \$250,000 was covered by federal depository insurance and \$341,125 was covered by the Ohio Pooled Collateral System (OPCS).

Custodial credit risk is the risk that, in the event of bank failure, the District will not be able to recover deposits or collateral securities that are in the possession of an outside party. The District has no deposit policy for custodial credit risk beyond the requirements of State statute. Ohio law requires that deposits either be insured or protected by (1) eligible securities pledged to the District and deposited with a qualified trustee by the financial institution as security for repayment whose market value at all times shall be at least 105 percent of the deposits being secured, or (2) participation in the Ohio Pooled Collateral System (OPCS), a collateral pool of eligible securities deposited with a qualified trustee and pledged to the Treasurer of State to secure the repayment of all public monies deposited in the financial institution. OPCS requires the total market value of the securities pledged to be 102 percent of the deposits being secured or a rate set by the Treasurer of State.

B. Investments

As of June 30, 2023, the District had the following investment and maturities:

Measurement/ <u>Investment type</u>	<u>Fair Value</u>	<u>Investment Maturities</u> 6 months or <u>less</u>
<i>Amortized Cost:</i>		
STAR Ohio	<u>\$ 7,389,892</u>	<u>\$ 7,389,892</u>

Interest Rate Risk: Interest rate risk arises as potential purchasers of debt securities will not agree to pay face value for those securities if interest rates subsequently increase. As a means of limiting its exposure to fair value losses arising from rising interest rates and according to State law, the District’s investment policy limits investment portfolio maturities to five years or less.

Credit Risk: STAR Ohio carries a rating of AAAM by Standard & Poor’s. Ohio law requires that STAR Ohio maintain the highest rating provided by at least one nationally recognized standard rating service. The District’s investment policy does not specifically address credit risk beyond requiring the District to only invest in securities authorized by State statute.

Custodial Credit Risk: For an investment, custodial credit risk is the risk that, in the event of the failure of the counterparty, the District will not be able to recover the value of its investments or collateral securities that are in the possession of an outside party. The District has no investment policy dealing with investment custodial risk beyond the requirement in State statute that prohibits payment for investments prior to the delivery of the securities representing such investments to the Treasurer or qualified trustee.

**TRIAD LOCAL SCHOOL DISTRICT
CHAMPAIGN COUNTY, OHIO**

NOTES TO THE BASIC FINANCIAL STATEMENTS
FOR THE FISCAL YEAR ENDED JUNE 30, 2023
(Continued)

NOTE 4 - DEPOSITS AND INVESTMENTS - (Continued)

Concentration of Credit Risk: The District places no limit on the amount that may be invested in any one issuer. The following table includes the percentage of each investment type held by the District at June 30, 2023:

<u>Measurement/ Investment type</u>	<u>Fair Value</u>	<u>% of Total</u>
<i>Amortized Cost:</i>		
STAR Ohio	<u>\$ 7,389,892</u>	<u>100.00</u>

C. Reconciliation of Cash and Investments to the Statement of Net Position

The following is a reconciliation of cash and investments as reported in the note above to cash and investments as reported on the statement of net position as of June 30, 2023:

<u>Cash and investments per note</u>	
Carrying amount of deposits	\$ 555,565
Investments	<u>7,389,892</u>
Total	<u>\$ 7,945,457</u>
<u>Cash and investments per statement of net position</u>	
Governmental activities	<u>\$ 7,945,457</u>

NOTE 5 - INTERFUND TRANSACTIONS

- A. Interfund balances at June 30, 2023, as reported on the fund statements, consist of the following amounts due to/from other funds:

<u>Receivable fund</u>	<u>Payable fund</u>	<u>Amount</u>
General fund	Nonmajor governmental funds	<u>\$ 136,115</u>

The primary purpose of the interfund balances is to cover negative cash balances in specific funds where revenues were requested, but were not received by June 30. These interfund balances will be repaid once the anticipated revenues are received.

Interfund balances between governmental funds are eliminated on the government-wide financial statements.

- B. Interfund transfers for the year ended June 30, 2023, consisted of the following, as reported on the fund financial statement:

<u>Transfers from the general fund to:</u>	<u>Amount</u>
Nonmajor governmental funds	<u>\$ 210,107</u>

Transfers are used to move revenues from the fund that statute or budget requires them to be collected into the fund that statute or budget requires them to be expended from and to use unrestricted revenues to finance various programs accounted for in other funds in accordance with budgetary authorizations.

**TRIAD LOCAL SCHOOL DISTRICT
CHAMPAIGN COUNTY, OHIO**

NOTES TO THE BASIC FINANCIAL STATEMENTS
FOR THE FISCAL YEAR ENDED JUNE 30, 2023
(Continued)

NOTE 5 - INTERFUND TRANSACTIONS - (Continued)

Transfers between governmental funds are eliminated on the government-wide statements.

All transfers were made in compliance with Ohio Revised Code Sections 5705.14, 5705.15 and 5705.16.

- C. Interfund balances at June 30, 2023, as reported on the fund statements, consist of the following amounts interfund loans payable and receivable:

<u>Receivable fund</u>	<u>Payable fund</u>	<u>Amount</u>
General fund	Nonmajor governmental funds	\$ <u>61,565</u>

The primary purpose of the interfund balances is to cover costs in specific funds where revenues were not received by June 30. These interfund balances will be repaid once the anticipated revenues are received. All interfund balances are expected to be repaid in one year.

Interfund balances between governmental funds are eliminated on the government-wide financial statements.

NOTE 6 - PROPERTY TAXES

Property taxes are levied and assessed on a calendar year basis while the District fiscal year runs from July through June. First half tax collections are received by the District in the second half of the fiscal year. Second half tax distributions occur in the first half of the following fiscal year.

Property taxes include amounts levied against all real property and public utility property. Real property tax revenues received in calendar year 2023 represent the collection of calendar year 2022 taxes. Real property taxes received in calendar year 2023 were levied after April 1, 2022, on the assessed values as of January 1, 2022, the lien date. Assessed values for real property taxes are established by State statute at 35 percent of appraised market value. Real property taxes are payable annually or semiannually. If paid annually, payment is due December 31; if paid semiannually, the first payment is due December 31, with the remainder payable by June 20. Under certain circumstances, State statute permits alternate payment dates to be established. Public utility property tax revenues received in calendar year 2023 represent the collection of calendar year 2022 taxes. Public utility real and personal property taxes received in calendar year 2023 became a lien on December 31, 2021, were levied after April 1, 2022, and are collected with real property taxes. Public utility real property is assessed at 35 percent of true value; public utility tangible personal property is currently assessed at varying percentages of true value.

The District receives property taxes from Champaign, Logan and Union Counties. The County Auditors periodically advance to the District its portion of the taxes collected. Second-half real property tax payments collected by the Counties by June 30, 2023, are available to finance fiscal year 2024 operations. The amount available as an advance at June 30, 2023 was \$258,801 in the general fund, \$19,495 in the debt service fund (a nonmajor governmental fund) and \$2,470 in the classroom facilities maintenance fund (a nonmajor governmental fund). This amount is recorded as revenue. The amount available for advance at June 30, 2022 was \$365,773 in the general fund, \$38,903 in the debt service fund (a nonmajor governmental fund) and \$4,980 in the classroom facilities maintenance fund (a nonmajor governmental fund). The amount of second-half real property taxes available for advance at fiscal year-end can vary based on the date the tax bills are sent.

Accrued property taxes receivable includes real property, public utility property and delinquent tangible personal property taxes which are measurable as of June 30, 2023 and for which there is an enforceable legal claim. Although total property tax collections for the next fiscal year are measurable, only the amount of real property taxes available as an advance at June 30 was levied to finance current fiscal year operations and is reported as revenue at fiscal year-end. The portion of the receivable not levied to finance current fiscal year operations is offset by a credit to deferred inflows.

**TRIAD LOCAL SCHOOL DISTRICT
CHAMPAIGN COUNTY, OHIO**

NOTES TO THE BASIC FINANCIAL STATEMENTS
FOR THE FISCAL YEAR ENDED JUNE 30, 2023
(Continued)

NOTE 6 - PROPERTY TAXES - (Continued)

On the accrual basis of accounting, collectible delinquent property taxes have been recorded as a receivable and revenue, while on a modified accrual basis of accounting the revenue has been reported as a deferred inflow.

The assessed values upon which the fiscal year 2023 taxes were collected are:

	2022 Second Half Collections		2023 First Half Collections	
	<u>Amount</u>	<u>Percent</u>	<u>Amount</u>	<u>Percent</u>
Agricultural/residential and other real estate	\$ 138,963,410	96.35	\$ 169,015,140	96.85
Public utility personal	<u>5,264,170</u>	<u>3.65</u>	<u>5,502,570</u>	<u>3.15</u>
Total	<u>\$ 144,227,580</u>	<u>100.00</u>	<u>\$ 174,517,710</u>	<u>100.00</u>
Tax rate per \$1,000 of assessed valuation for:				
General	\$25.60		\$25.60	
Debt service	2.00		1.55	
Classroom facilities maintenance	0.50		-	
Permanent Improvement	-		0.25	

NOTE 7 - SCHOOL DISTRICT INCOME TAX

The school district income tax (SDIT) is an income tax separate from federal, State and city income taxes which is earmarked specifically to support school districts. Residents pay the tax through employer withholding, individual quarterly estimates, and annual returns which are remitted to the Ohio Department of Taxation. Payments are made to the District through the Ohio Department of Taxation. The available money is distributed to the District quarterly. Quarterly payments contain the total gross collections, less refunds and administrative fees, and also include interest earned. The total available is usually sent to the District within a month of the end of the quarter.

The District has a 1.5% SDIT. 1.0% is a continuing tax, while .50% has been approved by the voters for a five- year term ending in December 2025. SDIT revenue received by the general fund during fiscal year 2023 was \$2,968,359.

NOTE 8 - RECEIVABLES

Receivables at June 30, 2023 consisted of taxes, accounts (billings for user charged services and student fees) and intergovernmental grants and entitlements. All receivables are considered collectible in full due to the ability to foreclose for the nonpayment of taxes, the stable condition of State programs and the current year guarantee of federal funds. A summary of the items of receivables reported on the statement of net position follows:

Governmental activities:

Property taxes	\$ 4,157,214
Income taxes	1,153,215
Accounts	8,692
Intergovernmental	<u>327,938</u>
Total	<u>\$ 5,647,059</u>

Receivables have been disaggregated on the face of the basic financial statements. All receivables are expected to be collected within the subsequent year.

**TRIAD LOCAL SCHOOL DISTRICT
CHAMPAIGN COUNTY, OHIO**

NOTES TO THE BASIC FINANCIAL STATEMENTS
FOR THE FISCAL YEAR ENDED JUNE 30, 2023
(Continued)

NOTE 9 - CAPITAL ASSETS

Capital assets have been restated at June 30, 2022 for the implementation of GASB Statement 96 to include the right to use software (see Note 3A). Capital asset activity for the fiscal year ended June 30, 2023, was as follows:

	Restated Balance			Balance
	<u>June 30, 2022</u>	<u>Additions</u>	<u>Deductions</u>	<u>June 30, 2023</u>
<i>Capital assets, not being depreciated/amortization:</i>				
Land	\$ 414,157	\$ -	\$ -	\$ 414,157
Total capital assets, not being depreciated/amortized	<u>414,157</u>	<u>-</u>	<u>-</u>	<u>414,157</u>
<i>Capital assets, being depreciated/amortized:</i>				
Land improvements	2,112,079	-	-	2,112,079
Building and improvements	21,921,039	-	-	21,921,039
Furniture and equipment	1,508,966	87,038	-	1,596,004
Intangible right to use: leased equipment	133,487	-	-	133,487
Intangible right to use: leased software	13,372	158,157	-	171,529
Vehicles	1,388,597	287,195	(164,000)	1,511,792
Total capital assets, being depreciated/amortized	<u>27,077,540</u>	<u>532,390</u>	<u>(164,000)</u>	<u>27,445,930</u>
<i>Less: accumulated depreciation/amortization:</i>				
Land improvements	(263,503)	(129,675)	-	(393,178)
Building and improvements	(8,636,762)	(443,373)	-	(9,080,135)
Furniture and equipment	(1,021,015)	(117,247)	-	(1,138,262)
Intangible right to use: leased equipment	(51,673)	(51,672)	-	(103,345)
Intangible right to use: software	-	(6,010)	-	(6,010)
Vehicles	(897,212)	(110,817)	159,249	(848,780)
Total accumulated depreciation/amortization	<u>(10,870,165)</u>	<u>(858,794)</u>	<u>159,249</u>	<u>(11,569,710)</u>
Governmental activities capital assets, net	<u>\$ 16,621,532</u>	<u>\$ (326,404)</u>	<u>\$ (4,751)</u>	<u>\$ 16,290,377</u>

Depreciation/amortization expense was charged to governmental functions as follows:

<u>Instruction:</u>	
Regular	\$ 280,817
Special	48,094
<u>Support services:</u>	
Pupil	19,994
Instructional staff	10,823
Administration	53,203
Fiscal	14,427
Operations and maintenance	88,607
Pupil transportation	102,004
Central	9,196
<u>Operation of non-instructional services:</u>	
Food service operations	15,354
Extracurricular activities	<u>216,275</u>
Total depreciation/amortization expense	<u>\$ 858,794</u>

**TRIAD LOCAL SCHOOL DISTRICT
CHAMPAIGN COUNTY, OHIO**

NOTES TO THE BASIC FINANCIAL STATEMENTS
FOR THE FISCAL YEAR ENDED JUNE 30, 2023
(Continued)

NOTE 10 - LONG-TERM OBLIGATIONS

A. During fiscal year 2023, the following activity occurred in governmental activities long-term obligations:

	Balance			Balance	Amounts
	<u>June 30, 2022</u>	<u>Additions</u>	<u>Reductions</u>	<u>June 30, 2023</u>	<u>Due in</u>
					<u>One Year</u>
Governmental activities:					
Series 2015 refunding bonds	\$ 225,000	\$ -	\$ (225,000)	\$ -	-
Series 2010 energy conservation notes	220,000	-	(55,000)	165,000	55,000
Lease Payable	83,497	-	(51,965)	31,532	31,532
Note Payable - finance purchase	1,365,000	-	(120,000)	1,245,000	125,000
School facilities construction and improvement bonds, series 2020	3,880,000	-	(5,000)	3,875,000	105,000
Compensated absences	487,225	14,444	(66,914)	434,755	14,444
Net pension liability	5,864,774	3,771,149	-	9,635,923	-
Net OPEB liability	<u>845,356</u>	<u>-</u>	<u>(275,621)</u>	<u>569,735</u>	<u>-</u>
Total	<u>\$ 12,970,852</u>	<u>\$ 3,785,593</u>	<u>\$ (799,500)</u>	15,956,945	<u>\$ 330,976</u>
Add: Unamortized premium on bond issuance				123,355	
Less: Unamortized discounts on note issuance				<u>(1,084)</u>	
Total on statement of net position				<u>\$ 16,079,216</u>	

Compensated absences will be paid from the fund which the employees' salaries are paid, which are the general fund and the food service fund (a nonmajor governmental fund).

The District's net pension liability is described in Note 12. The District pays obligations related to employee compensation from the fund benefitting from their service.

The District's net OPEB liability/asset is described in Note 13. The District pays obligations related to employee compensation from the fund benefitting from their service.

B. Series 2015 Refunding Bonds - On November 20, 2015, the District issued General Obligation Refunding Bonds (Series 2015 refunding bonds). These bonds refunded the \$1,660,000 Series 2006 bonds. These bonds are general obligations of the District, for which its full faith and credit is pledged for repayment. On the fund financial statements, payments of principal and interest relating to these bonds are recorded as expenditures in the debt service fund (a nonmajor governmental fund). On the government-wide financial statements, principal payments reduce the liability reported on the statement of net position.

This issue is comprised of current interest bonds, present value \$0 at June 30, 2023. The interest rates on the bonds range from 3.75% - 4.00%. Payments on the current interest bonds are due on June 1 and December 1 of each year. The final maturity stated in the issue was December 1, 2022.

**TRIAD LOCAL SCHOOL DISTRICT
CHAMPAIGN COUNTY, OHIO**

NOTES TO THE BASIC FINANCIAL STATEMENTS
FOR THE FISCAL YEAR ENDED JUNE 30, 2023
(Continued)

NOTE 10 - LONG-TERM OBLIGATIONS - (Continued)

The final payment was made on the Series 2015 refunding bonds during fiscal year 2023.

- C. Series 2020 School Facilities Construction and Improvement Bonds - On February 5, 2020, the District issued \$3,890,000 in school facilities construction and improvement bonds, for the purpose of improving school facilities. Principal and interest payments are made from the debt service fund (a nonmajor governmental fund).

The issue was comprised of both serial bonds, par value \$890,000, and term bonds, par value \$3,000,000. The interest rates on the bonds range from 2.0%-4.0%. Interest payments on the are due on June 1 and December 1 of each year. The final maturity of the Series 2020 bonds is December 1, 2044.

The following is a summary of the District's future annual debt service requirements to maturity for the Series 2020 Bonds:

Fiscal Year Ending June 30,	<u>Principal</u>	<u>Interest</u>	<u>Total</u>
2024	\$ 105,000	\$ 103,394	\$ 208,394
2025	110,000	99,094	209,094
2026	120,000	94,494	214,494
2027	125,000	89,594	214,594
2028	130,000	84,494	214,494
2029-2033	775,000	343,219	1,118,219
2034-2038	940,000	241,278	1,181,278
2039-2043	1,095,000	128,250	1,223,250
2044-2045	<u>475,000</u>	<u>11,938</u>	<u>486,938</u>
Total	<u>\$ 3,875,000</u>	<u>\$ 1,195,755</u>	<u>\$ 5,070,755</u>

- D. Series 2010 Energy Conservation Notes - During fiscal year 2011, the District issued \$798,000 of energy conservation notes to provide for energy improvements to various District buildings. The primary source of repayment of these notes is through energy savings as a result of the improvements.

Payments of principal and interest relating to the energy conservation notes are recorded as expenditures in the debt service fund (a nonmajor governmental fund) with transfers from the general fund. The unmatured obligations at year end are accounted for in the statement of net position. The energy conservation project was primarily for various building maintenance and repairs, which have not been capitalized by the District.

**TRIAD LOCAL SCHOOL DISTRICT
CHAMPAIGN COUNTY, OHIO**

NOTES TO THE BASIC FINANCIAL STATEMENTS
FOR THE FISCAL YEAR ENDED JUNE 30, 2023
(Continued)

NOTE 10 - LONG-TERM OBLIGATIONS - (Continued)

The following is a summary of the District's future annual debt service requirements to maturity for the energy conservation notes:

Fiscal Year Ending June 30,	<u>Principal</u>	<u>Interest</u>	<u>Total</u>
2024	55,000	7,219	62,219
2025	55,000	4,331	59,331
2026	<u>55,000</u>	<u>1,444</u>	<u>56,444</u>
Total	<u>\$ 165,000</u>	<u>\$ 12,994</u>	<u>\$ 177,994</u>

- E. Note Payable – Finance Purchase - On March 13, 2002, the District entered into a note payable with the Rickenbacker Port Authority (RPA) for the purpose of building a new school building and renovating existing buildings. The \$2,300,000 proceeds of this agreement were commingled with funding received from the Ohio School Facilities Commission and the March 23, 2000 issuance of General Obligations Bonds to complete the projects. In 2002, the RPA merged with the Columbus Municipal Airport Authority to become Columbus Regional Airport Authority. During fiscal year 2017, the note payable (series 2002) was refunded.

On December 22, 2016, the District entered into note payable (series 2016, refunding). This note payable refunded the \$1,704,000 remaining on the note payable, series 2002. The \$2,025,000 in proceeds are to be repaid over 16 years with a final maturity of January 1, 2032. Principal and interest payments related to this lease-purchase agreement are made from the debt service fund (a nonmajor governmental fund) with transfers from the general fund.

The reacquisition price exceeded the net carrying amount of the old debt by \$46,621. This amount is being netted against the new debt and amortized over the remaining life of the refunded debt which is equal to the life of the new issued debt.

As part of the note payable, the District deposited \$124,124 into the permanent improvement fund for capital improvement expenses to be made within three years.

Principal and interest requirements to retire the note payable obligation at June 30, 2023 follows:

Fiscal Year Ending June 30,	<u>Note Payable</u>		
	<u>Principal</u>	<u>Interest</u>	<u>Total</u>
2024	\$ 125,000	\$ 31,218	\$ 156,218
2025	125,000	27,918	152,918
2026	130,000	24,552	154,552
2027	135,000	21,054	156,054
2028	140,000	17,424	157,424
2029 - 2032	<u>590,000</u>	<u>31,812</u>	<u>621,812</u>
Total	<u>\$ 1,245,000</u>	<u>\$ 153,978</u>	<u>\$ 1,398,978</u>

**TRIAD LOCAL SCHOOL DISTRICT
CHAMPAIGN COUNTY, OHIO**

NOTES TO THE BASIC FINANCIAL STATEMENTS
FOR THE FISCAL YEAR ENDED JUNE 30, 2023
(Continued)

NOTE 10 - LONG-TERM OBLIGATIONS - (Continued)

- F. Leases Payable - The District has entered into lease agreements for the use of right to use equipment. The District reports an intangible capital asset and corresponding liability for the future scheduled payments under the leases. The lease payments will be paid from the general fund.

The District has entered into a lease agreement for copier equipment as follows:

<u>Description</u>	<u>Lease Commencement Date</u>	<u>Years</u>	<u>Lease End Date</u>	<u>Payment Method</u>
Copier Equipment	2021	5	2024	Monthly

The following is a schedule of future lease payments under the lease agreements:

<u>Fiscal Year</u>	<u>Principal</u>	<u>Interest</u>	<u>Total</u>
2024	\$ 31,532	\$ 528	\$ 32,060
Total	<u>\$ 31,532</u>	<u>\$ 528</u>	<u>\$ 32,060</u>

G. Legal Debt Margin

The Ohio Revised Code provides that voted net general obligation debt of the District shall never exceed 9% of the total assessed valuation of the District. The code further provides that unvoted indebtedness shall not exceed 1/10 of 1% of the property valuation of the District. The code additionally states that unvoted indebtedness related to energy conservation debt shall not exceed 9/10 of 1% of the property valuation of the District. The assessed valuation used in determining the District's legal debt margin has been modified by House Bill 530 which became effective March 30, 2006. In accordance with House Bill 530, the assessed valuation used in the District's legal debt margin calculation excluded tangible personal property used in business, telephone or telegraph property, interexchange telecommunications company property, and personal property owned or leased by a railroad company and used in railroad operations. The effects of these debt limitations at June 30, 2023, are a voted debt margin of \$11,977,662 (including available funds of \$146,068) and an unvoted debt margin of \$174,518.

NOTE 11 - RISK MANAGEMENT

A. Property and Liability

The District is exposed to various risks of loss related to torts; theft of, damage to, and destruction of assets; errors and omissions, injuries to employees and natural disasters. During fiscal year 2022, the District purchased insurance through the Ohio School Plan (the "OSP"), (an insurance purchasing pool) for property and fleet insurance, liability insurance, cyber and pollution. Coverages provided by OSP are as follows:

<u>Type of Coverage</u>	<u>Amount of Coverage</u>	<u>Deductible</u>
Building and Contents - Replacement Cost	\$55,804,407	\$1,000
Audio Visual Equipment	included	1,000
Miscellaneous Equipment	included	1,000
Electronic Equipment	included	1,000
Automobile Liability	5,000,000	1,000
General Liability		
Per occurrence	3,000,000	0
Total per year	5,000,000	0

**TRIAD LOCAL SCHOOL DISTRICT
CHAMPAIGN COUNTY, OHIO**

NOTES TO THE BASIC FINANCIAL STATEMENTS
FOR THE FISCAL YEAR ENDED JUNE 30, 2023
(Continued)

NOTE 11 - RISK MANAGEMENT – (Continued)

Settled claims have not exceeded this commercial coverage in any of the past three years. There has been no significant reduction in coverage from the prior year.

B. Workers' Compensation

For fiscal year 2023, the District participated in the Ohio School Boards Association Workers' Compensation Group Rating Program (GRP), an insurance purchasing pool. The intent of the GRP is to achieve the benefit of a reduced premium for the District by virtue of its grouping and representation with other participants in the GRP.

The workers' compensation experience of the participating Districts is calculated as one experience and a common premium rate is applied to all school Districts in the GRP. Each participant pays its workers' compensation premium to the State based on the rate for the GRP rather than its individual rate. Total savings are then calculated and each participant's individual performance is compared to the overall savings percentage of the GRP. Participation in the GRP is limited to Districts that can meet the GRP's selection criteria. The firm of Sheakley provides administrative, cost control and actuarial services to the GRP.

C. Employee Medical

On January 1, 2016, the District joined the Hardin County Schools Employee Health and Welfare Benefit Association (the Association). In order to join the Association, the District agreed to a buy-in cost of \$262,605 to be paid in 3 installments of \$87,535 each on 12/31/15, 12/31/16, & 12/31/17.

The Association is a public entity shared risk pool consisting of seven local school districts and one public library. The District pays monthly premiums to the Association for employee medical, dental, life insurance and vision benefits. The Association is responsible for the management and operations of the program. Upon withdrawal from the Association, all reserve money stays in the Association, and the participant is responsible for the payment of all Association liabilities to its employees, dependents, and designated beneficiaries accruing as a result of withdrawal. The Association will pay all claims that are incurred prior to the withdraw date. The Association joined The Jefferson Health Plan (JHP) on January 1, 2021. JHP is a Public Employer Group Insurance Trust under Council of Government (COG) rules (ORC Section 167). Contact is Mark Schlagheck at MSchlagheck@thejeffersonhealthplan.org.

The District offers one health insurance plan, which is a high deductible plan paired with a Health Savings Account (HAS). The District continues to make contributions into the HAS accounts of those employees who choose the high deductible plan. The district purchases life insurance for each employee in the amount of \$50,000 – with an exception for administrators with coverage totaling 2.5 times their annual salary.

Postemployment health care is provided to plan participants or their beneficiaries through the respective retirement systems discussed in Note 13.

THIS SPACE IS INTENTIONALLY BLANK

**TRIAD LOCAL SCHOOL DISTRICT
CHAMPAIGN COUNTY, OHIO**

NOTES TO THE BASIC FINANCIAL STATEMENTS
FOR THE FISCAL YEAR ENDED JUNE 30, 2023
(Continued)

NOTE 12 - DEFINED BENEFIT PENSION PLANS

The Statewide retirement systems provide both pension benefits and other postemployment benefits (OPEB).

Net Pension Liability/Net OPEB Liability/Asset

The net pension liability and the net OPEB liability/asset reported on the statement of net position represents a liability or asset to employees for pensions and OPEB, respectively.

Pensions and OPEB are a component of exchange transactions—between an employer and its employees—of salaries and benefits for employee services. Pensions/OPEB are provided to an employee—on a deferred-payment basis—as part of the total compensation package offered by an employer for employee services each financial period. The obligation to sacrifice resources for pensions is a present obligation because it was created as a result of employment exchanges that already have occurred.

The net pension/OPEB liability (asset) represent the District’s proportionate share of each pension/OPEB plan’s collective actuarial present value of projected benefit payments attributable to past periods of service, net of each pension/OPEB plan’s fiduciary net position. The net pension/OPEB liability (asset) calculation is dependent on critical long-term variables, including estimated average life expectancies, earnings on investments, cost of living adjustments and others. While these estimates use the best information available, unknowable future events require adjusting these estimates annually.

The Ohio Revised Code limits the District’s obligation for this liability to annually required payments. The District cannot control benefit terms or the manner in which pensions/OPEB are financed; however, the District does receive the benefit of employees’ services in exchange for compensation including pension and OPEB.

GASB 68/75 assumes the liability is solely the obligation of the employer, because (1) they benefit from employee services; and (2) State statute requires funding to come from these employers. All pension contributions to date have come solely from these employers (which also includes pension costs paid in the form of withholdings from employees). The retirement systems may allocate a portion of the employer contributions to provide for these OPEB benefits. In addition, health care plan enrollees pay a portion of the health care costs in the form of a monthly premium. State statute requires the retirement systems to amortize unfunded pension liabilities within 30 years. If the pension amortization period exceeds 30 years, each retirement system’s board must propose corrective action to the State legislature. Any resulting legislative change to benefits or funding could significantly affect the net pension/OPEB liability (asset). Resulting adjustments to the net pension/OPEB liability (asset) would be effective when the changes are legally enforceable. The Ohio Revised Code permits, but does not require, the retirement systems to provide healthcare to eligible benefit recipients.

The remainder of this note includes the required pension disclosures. See Note 13 for the required OPEB disclosures.

The proportionate share of each plan’s unfunded benefits is presented as a long-term *net pension/OPEB liability (asset)* on the accrual basis of accounting. Any liability for the contractually required pension contribution outstanding at the end of the year is included in pension and postemployment benefits payable on both the accrual and modified accrual basis of accounting.

**TRIAD LOCAL SCHOOL DISTRICT
CHAMPAIGN COUNTY, OHIO**

NOTES TO THE BASIC FINANCIAL STATEMENTS
FOR THE FISCAL YEAR ENDED JUNE 30, 2023
(Continued)

NOTE 12 - DEFINED BENEFIT PENSION PLANS - (Continued)

Plan Description - School Employees Retirement System (SERS)

Plan Description - The District's non-teaching employees participate in SERS, a cost-sharing multiple-employer defined benefit pension plan administered by SERS. SERS provides retirement, disability and survivor benefits, annual cost-of-living adjustments, and death benefits to plan members and beneficiaries. Authority to establish and amend benefits is provided by Ohio Revised Code Chapter 3309. SERS issues a publicly available, stand-alone financial report that includes financial statements, required supplementary information and detailed information about SERS' fiduciary net position. That report can be obtained by visiting the SERS website at www.ohsers.org under Employers/Audit Resources.

Age and service requirements for retirement are as follows:

	Eligible to Retire on or before August 1, 2017 *	Eligible to Retire after August 1, 2017
Full benefits	Any age with 30 years of service credit	Age 67 with 10 years of service credit; or Age 57 with 30 years of service credit
Actuarially reduced benefits	Age 60 with 5 years of service credit; or Age 55 with 25 years of service credit	Age 62 with 10 years of service credit; or Age 60 with 25 years of service credit

* Members with 25 years of service credit as of August 1, 2017 will be included in this plan.

Annual retirement benefits are calculated based on final average salary multiplied by a percentage that varies based on years of service; 2.2% for the first thirty years of service and 2.5% for years of service credit over 30. Final average salary is the average of the highest three years of salary.

An individual whose benefit effective date is before April 1, 2018, is eligible for a cost-of-living adjustment (COLA) on the first anniversary date of the benefit. Beginning April 1, 2018, new benefit recipients must wait until the fourth anniversary of their benefit for COLA eligibility. The COLA is added each year to the base benefit amount on the anniversary date of the benefit. A three-year COLA suspension was in effect for all benefit recipients for the years 2018, 2019, and 2020. Upon resumption of the COLA, it will be indexed to the percentage increase in the CPI-W, not to exceed 2.5% and with a floor of 0%. In 2022, the Board of Trustees approved a 2.5% cost-of-living adjustment (COLA) for eligible retirees and beneficiaries in 2023.

Funding Policy - Plan members are required to contribute 10.00% of their annual covered salary and the District is required to contribute 14.00% of annual covered payroll. The contribution requirements of plan members and employers are established and may be amended by the SERS' Retirement Board up to statutory maximum amounts of 10.00% for plan members and 14.00% for employers. The Retirement Board, acting with the advice of the actuary, allocates the employer contribution rate among four of the System's funds (Pension Trust Fund, Death Benefit Fund, Medicare B Fund, and Health Care Fund). For the fiscal year ended June 30, 2023, the allocation to pension, death benefits, and Medicare B was 14.00%. For fiscal year 2023, the Retirement Board did not allocate any employer contribution to the Health Care Fund.

The District's contractually required contribution to SERS was \$213,477 for fiscal year 2023. Of this amount, \$19,603 is reported as pension and postemployment benefits payable.

**TRIAD LOCAL SCHOOL DISTRICT
CHAMPAIGN COUNTY, OHIO**

NOTES TO THE BASIC FINANCIAL STATEMENTS
FOR THE FISCAL YEAR ENDED JUNE 30, 2023
(Continued)

NOTE 12 - DEFINED BENEFIT PENSION PLANS - (Continued)

Plan Description - State Teachers Retirement System (STRS)

Plan Description - Licensed teachers participate in STRS, a cost-sharing multiple-employer public employee retirement system administered by STRS. STRS provides retirement and disability benefits to members and death and survivor benefits to beneficiaries. STRS issues a stand-alone financial report that includes financial statements, required supplementary information and detailed information about STRS' fiduciary net position. That report can be obtained by writing to STRS, 275 E. Broad St., Columbus, OH 43215-3771, by calling (888) 227-7877, or by visiting the STRS website at www.strsoh.org.

New members have a choice of three retirement plans: a Defined Benefit (DB) Plan, a Defined Contribution (DC) Plan and a Combined (CO) Plan. Benefits are established by Ohio Revised Code Chapter 3307.

The DB plan offers an annual retirement allowance based on final average salary multiplied by a percentage that varies based on years of service. Effective August 1, 2015, the calculation is 2.20% of final average salary for the five highest years of earnings multiplied by all years of service. Eligibility changes will be phased in until August 1, 2023, when retirement eligibility for unreduced benefits will be five years of service credit and age 65, or 35 years of service credit and at least age 60.

Eligibility changes for DB Plan members who retire with actuarially reduced benefits will be phased in until August 1, 2023 when retirement eligibility will be five years of qualifying service credit and age 60, or 30 years of service credit regardless of age.

The DC Plan allows members to place all of their member contributions and 9.53% of the 14% employer contributions into an investment account. The member determines how to allocate the member and employer money among various investment choices offered by STRS Ohio. The remaining 4.47% of the 14% employer rate is allocated to the defined benefit unfunded liability. A member is eligible to receive a retirement benefit at age 50 and termination of employment. The member may elect to receive a lifetime monthly annuity or a lump sum withdrawal.

The Combined Plan offers features of both the DB Plan and the DC Plan. In the Combined Plan, 12% of the 14% member rate goes to the DC Plan and the remaining 2% is applied to the DB Plan. Member contributions to the DC Plan are allocated among investment choices by the member, and contributions to the DB Plan from the employer and the member are used to fund the defined benefit payment at a reduced level from the regular DB Plan. The defined benefit portion of the Combined Plan payment is payable to a member on or after age 60 with five years of service. The defined contribution portion of the account may be taken as a lump sum payment or converted to a lifetime monthly annuity after termination of employment at age 50 and after termination of employment.

New members who choose the DC Plan or Combined Plan will have another opportunity to reselect a permanent plan during their fifth year of membership. Members may remain in the same plan or transfer to another STRS plan. The optional annuitization of a member's defined contribution account or the defined contribution portion of a member's Combined Plan account to a lifetime benefit results in STRS bearing the risk of investment gain or loss on the account. STRS has therefore included all three plan options as one defined benefit plan for GASB 68 reporting purposes.

A DB or Combined Plan member with five or more years of credited service, who is determined to be disabled, may qualify for a disability benefit. New members, on or after July 1, 2013, must have at least ten years of qualifying service credit to apply for disability benefits. Members in the DC Plan who become disabled are entitled only to their account balance. Eligible survivors of members who die before service retirement may qualify for monthly benefits. If a member of the DC Plan dies before retirement benefits begin, the member's designated beneficiary is entitled to receive the member's account balance.

**TRIAD LOCAL SCHOOL DISTRICT
CHAMPAIGN COUNTY, OHIO**

NOTES TO THE BASIC FINANCIAL STATEMENTS
FOR THE FISCAL YEAR ENDED JUNE 30, 2023
(Continued)

NOTE 12 - DEFINED BENEFIT PENSION PLANS - (Continued)

Funding Policy - Employer and member contribution rates are established by the State Teachers Retirement Board and limited by Chapter 3307 of the Ohio Revised Code. The fiscal year 2023 employer and employee contribution rate of 14% was equal to the statutory maximum rates. For fiscal year 2023, the full employer contribution was allocated to pension.

The District's contractually required contribution to STRS was \$653,606 for fiscal year 2023. Of this amount, \$109,689 is reported as pension and postemployment benefits payable.

Pension Liabilities, Pension Expense, and Deferred Outflows of Resources and Deferred Inflows of Resources Related to Pensions

The net pension liability was measured as of June 30, 2022, and the total pension liability used to calculate the net pension liability was determined by an actuarial valuation as of that date. The District's proportion of the net pension liability was based on the District's share of contributions to the pension plan relative to the contributions of all participating entities.

Following is information related to the proportionate share:

	<u>SERS</u>	<u>STRS</u>	<u>Total</u>
Proportion of the net pension liability prior measurement date	0.043232800%	0.033393106%	
Proportion of the net pension liability current measurement date	<u>0.039711100%</u>	<u>0.033684190%</u>	
Change in proportionate share	<u>-0.003521700%</u>	<u>0.000291084%</u>	
Proportionate share of the net pension liability	\$ 2,147,885	\$ 7,488,038	\$ 9,635,923
Pension expense	\$ 68,479	\$ 898,978	\$ 967,457

At June 30, 2023, the District reported deferred outflows of resources and deferred inflows of resources related to pensions from the following sources:

	<u>SERS</u>	<u>STRS</u>	<u>Total</u>
Deferred outflows of resources			
Differences between expected and actual experience	\$ 86,991	\$ 95,856	\$ 182,847
Net difference between projected and actual earnings on pension plan investments	-	260,567	260,567
Changes of assumptions	21,192	896,093	917,285
Difference between employer contributions and proportionate share of contributions/ change in proportionate share	23,187	92,514	115,701
Contributions subsequent to the measurement date	<u>213,477</u>	<u>653,606</u>	<u>867,083</u>
Total deferred outflows of resources	<u>\$ 344,847</u>	<u>\$ 1,998,636</u>	<u>\$ 2,343,483</u>

**TRIAD LOCAL SCHOOL DISTRICT
CHAMPAIGN COUNTY, OHIO**

NOTES TO THE BASIC FINANCIAL STATEMENTS
FOR THE FISCAL YEAR ENDED JUNE 30, 2023
(Continued)

NOTE 12 – DEFINED BENEFIT PENSION PLANS – (Continued)

	SERS	STRS	Total
Deferred inflows of resources			
Differences between expected and actual experience	\$ 14,100	\$ 28,646	\$ 42,746
Net difference between projected and actual earnings on pension plan investments	74,949	-	74,949
Changes of assumptions	-	674,500	674,500
Difference between employer contributions and proportionate share of contributions/ change in proportionate share	141,368	37,415	178,783
Total deferred inflows of resources	\$ 230,417	\$ 740,561	\$ 970,978

\$867,083 reported as deferred outflows of resources related to pension resulting from District contributions subsequent to the measurement date will be recognized as a reduction of the net pension liability in the fiscal year ending June 30, 2024.

Other amounts reported as deferred outflows of resources and deferred inflows of resources related to pension will be recognized in pension expense as follows:

	SERS	STRS	Total
Fiscal Year Ending June 30:			
2024	\$ (39,641)	\$ 29,358	\$ (10,283)
2025	(76,795)	(10,410)	(87,205)
2026	(107,068)	(173,887)	(280,955)
2027	124,457	759,408	883,865
Total	\$ (99,047)	\$ 604,469	\$ 505,422

Actuarial Assumptions – SERS

SERS' total pension liability was determined by their actuaries in accordance with GASB Statement No. 67, as part of their annual actuarial valuation for each defined benefit retirement plan. Actuarial valuations of an ongoing plan involve estimates of the value of reported amounts (e.g., salaries, credited service) and assumptions about the probability of occurrence of events far into the future (e.g., mortality, disabilities, retirements, employment termination). Actuarially determined amounts are subject to continual review and potential modifications, as actual results are compared with past expectations and new estimates are made about the future.

Projections of benefits for financial reporting purposes are based on the substantive plan (the plan as understood by the employers and plan members) and include the types of benefits provided at the time of each valuation and the historical pattern of sharing benefit costs between the employers and plan members to that point. The projection of benefits for financial reporting purposes does not explicitly incorporate the potential effects of legal or contractual funding limitations.

Actuarial calculations reflect a long-term perspective. For a newly hired employee, actuarial calculations will take into account the employee's entire career with the employer and also take into consideration the benefits, if any, paid to the employee after termination of employment until the death of the employee and any applicable contingent annuitant. In many cases actuarial calculations reflect several decades of service with the employer and the payment of benefits after termination.

**TRIAD LOCAL SCHOOL DISTRICT
CHAMPAIGN COUNTY, OHIO**

NOTES TO THE BASIC FINANCIAL STATEMENTS
FOR THE FISCAL YEAR ENDED JUNE 30, 2023
(Continued)

NOTE 12 – DEFINED BENEFIT PENSION PLANS – (Continued)

Key methods and assumptions used in calculating the total pension liability in the latest actuarial valuation, prepared as of June 30, 2022 compared with June 30, 2021, are presented below:

Wage inflation:	
Current measurement date	2.40%
Prior measurement date	2.40%
Future salary increases, including inflation:	
Current measurement date	3.25% to 13.58%
Prior measurement date	3.25% to 13.58%
COLA or ad hoc COLA:	
Current measurement date	2.00%
Prior measurement date	2.00%
Investment rate of return:	
Current measurement date	7.00% net of system expenses
Prior measurement date	7.00% net of system expenses
Discount rate:	
Current measurement date	7.00%
Prior measurement date	7.00%
Actuarial cost method	Entry age normal (level percent of payroll)

In 2022, mortality rates were based on the PUB-2010 General Employee Amount Weight Below Median Healthy Retiree mortality table projected to 2017 with ages set forward 1 year and adjusted 94.20% for males and set forward 2 years and adjusted 81.35% for females. Mortality among disabled members were based upon the PUB-2010 General Disabled Retiree mortality table projected to 2017 with ages set forward 5 years and adjusted 103.3% for males and set forward 3 years and adjusted 106.8% for females. Future improvement in mortality rates is reflected by applying the MP-2020 projection scale generationally.

In the prior measurement date, mortality rates were based on the PUB-2010 General Employee Amount Weight Below Median Healthy Retiree mortality table projected to 2017 with ages set forward 1 year and adjusted 94.20% for males and set forward 2 years and adjusted 81.35% for females. Mortality among disabled members were based upon the PUB-2010 General Disabled Retiree mortality table projected to 2017 with ages set forward 5 years and adjusted 103.3% for males and set forward 3 years and adjusted 106.8% for females. Future improvement in mortality rates is reflected by applying the MP-2020 projection scale generationally.

The most recent experience study was completed for the five-year period ended June 30, 2020.

The long-term return expectation for the Pension Plan Investments has been determined using a building-block approach and assumes a time horizon, as defined in SERS' *Statement of Investment Policy*. A forecasted rate of inflation serves as the baseline for the return expectation. Various real return premiums over the baseline inflation rate have been established for each asset class. The long-term expected nominal rate of return has been determined by calculating a weighted average of the expected real return premiums for each asset class, adding the projected inflation rate, and adding the expected return from rebalancing uncorrelated asset classes.

**TRIAD LOCAL SCHOOL DISTRICT
CHAMPAIGN COUNTY, OHIO**

NOTES TO THE BASIC FINANCIAL STATEMENTS
FOR THE FISCAL YEAR ENDED JUNE 30, 2023
(Continued)

NOTE 12 – DEFINED BENEFIT PENSION PLANS – (Continued)

The target allocation and best estimates of arithmetic real rates of return for each major asset class are summarized in the following table:

Asset Class	Target Allocation	Long-Term Expected Real Rate of Return
Cash	2.00 %	(0.45) %
US Equity	24.75	5.37
Non-US Equity Developed	13.50	6.22
Non-US Equity Emerging	6.75	8.22
Fixed Income/Global Bonds	19.00	1.20
Private Equity	11.00	10.05
Real Estate/Real Assets	16.00	4.87
Multi-Asset Strategy	4.00	3.39
Private Debt/Private Credit	3.00	5.38
Total	<u>100.00 %</u>	

Discount Rate – The total pension liability was calculated using the discount rate of 7.00%. The projection of cash flows used to determine the discount rate assumed the contributions from employers and from the members would be computed based on contribution requirements as stipulated by State statute. Projected inflows from investment earnings were calculated using the long-term assumed investment rate of return (7.00%). Based on those assumptions, the plan’s fiduciary net position was projected to be available to make all future benefit payments of current plan members. Therefore, the long-term expected rate of return on pension plan investments was applied to all periods of projected benefits to determine the total pension liability.

Sensitivity of the District’s Proportionate Share of the Net Pension Liability to Changes in the Discount Rate – Net pension liability is sensitive to changes in the discount rate, and to illustrate the potential impact the following table presents the net pension liability calculated using the discount rate of 7.00%, as well as what each plan’s net pension liability would be if it were calculated using a discount rate that is one percentage point lower (6.00%), or one percentage point higher (8.00%) than the current rate.

	1% Decrease	Current Discount Rate	1% Increase
District's proportionate share of the net pension liability	\$ 3,161,584	\$ 2,147,885	\$ 1,293,857

THIS SPACE IS INTIONALLY BLANK

**TRIAD LOCAL SCHOOL DISTRICT
CHAMPAIGN COUNTY, OHIO**

NOTES TO THE BASIC FINANCIAL STATEMENTS
FOR THE FISCAL YEAR ENDED JUNE 30, 2023
(Continued)

NOTE 12 - DEFINED BENEFIT PENSION PLANS - (Continued)

Actuarial Assumptions - STRS

Key methods and assumptions used in the latest actuarial valuation, reflecting experience study results used in the June 30, 2022 compared with June 30, 2021, actuarial valuation are presented below:

	June 30, 2022	June 30, 2021
Inflation	2.50%	2.50%
Projected salary increases	Varies by service from 2.50% to 8.50%	12.50% at age 20 to 2.50% at age 65
Investment rate of return	7.00%, net of investment expenses, including inflation	7.00%, net of investment expenses, including inflation
Discount rate of return	7.00%	7.00%
Payroll increases	3.00%	3.00%
Cost-of-living adjustments (COLA)	0.00%	0.00%

For the June 30, 2022 actuarial valuation, post-retirement mortality rates are based on the Pub-2010 Teachers Healthy Annuitant Mortality Table, adjusted 110% for males, projected forward generationally using mortality improvement scale MP-2020. Pre-retirement mortality rates are based on Pub-2010 Teachers Employee Table adjusted 95% for females, projected forward generationally using mortality improvement scale MP-2020. Post-retirement disabled mortality rates are based on Pub-2010 Teachers Disable Annuitant Table projected forward generationally using mortality improvement scale MP-2020.

For the prior measurement date, post-retirement mortality rates are based on the RP-2014 Annuitant Mortality Tables with 50% of rates through age 69, 70% of rates between ages 70 and 79, 90% of rates between ages 80 and 84, and 100% of rates thereafter, projected forward generationally using mortality improvement scale MP-2016. Pre-retirement mortality rates are based on RP-2014 Employee Mortality Tables, projected forward generationally using mortality improvement scale MP-2016. Post-retirement disabled mortality rates are based on the RP-2014 Disabled Mortality Tables with 90% of rates for males and 100% of rates for females, projected forward generationally using mortality improvement scale MP-2016.

Actuarial assumptions used in the June 30, 2022 valuation are based on the results of an actuarial experience study for the period July 1, 2015 through June 30, 2021. An actuarial experience study is done on a quinquennial basis.

STRS Ohio's investment consultant develops an estimate range for the investment return assumption based on the target allocation adopted by the Retirement Board. The target allocation and long-term expected rate of return for each major asset class are summarized as follows:

Asset Class	Target Allocation*	Long-Term Expected Real Rate of Return **
Domestic Equity	26.00 %	6.60 %
International Equity	22.00	6.80
Alternatives	19.00	7.38
Fixed Income	22.00	1.75
Real Estate	10.00	5.75
Liquidity Reserves	1.00	1.00
Total	100.00 %	

**TRIAD LOCAL SCHOOL DISTRICT
CHAMPAIGN COUNTY, OHIO**

NOTES TO THE BASIC FINANCIAL STATEMENTS
FOR THE FISCAL YEAR ENDED JUNE 30, 2023
(Continued)

NOTE 12 - DEFINED BENEFIT PENSION PLANS - (Continued)

* Target allocation percentage is effective as of July 1, 2022. Target weights were phased in over a 3-month period concluding on October 1, 2022.

**10-Year annualized geometric nominal returns, which include the real rate of return and inflation of 2.25% and is net of investment expenses. Over a 30-year period, STRS Ohio’s investment consultant indicates that the above target allocations should generate a return above the actuarial rate of return, without net value added by management.

Discount Rate - The discount rate used to measure the total pension liability was 7.00% as of June 30, 2022. The projection of cash flows used to determine the discount rate assumes that member and employer contributions will be made at the statutory contribution rates in accordance with the rates described previously. For this purpose, only employer contributions that are intended to fund benefits of current plan members and their beneficiaries are included. Based on those assumptions, STRS Ohio’s fiduciary net position was projected to be available to make all projected future benefit payments to current plan members as of June 30, 2022. Therefore, the long-term expected rate of return on pension plan investments of 7.00% was applied to all periods of projected benefit payments to determine the total pension liability as of June 30, 2022.

Sensitivity of the District's Proportionate Share of the Net Pension Liability to Changes in the Discount Rate - The following table represents the net pension liability as of June 30, 2022, calculated using the current period discount rate assumption of 7.00%, as well as what the net pension liability would be if it were calculated using a discount rate that is one percentage point lower (6.00%) or one percentage point higher (8.00%) than the current assumption:

	1% Decrease	Current Discount Rate	1% Increase
District's proportionate share of the net pension liability	\$ 11,311,699	\$ 7,488,038	\$ 4,254,404

Changes Between Measurement Date and Reporting Date - STRS approved a one-time 1.00% cost-of-living adjustment to eligible benefit recipients effective July 1, 2023. It is unknown what effect this change will have on the net pension liability.

NOTE 13 - DEFINED BENEFIT OPEB PLANS

Net OPEB Liability/Asset

See Note 12 for a description of the net OPEB liability (asset).

Plan Description - School Employees Retirement System (SERS)

Health Care Plan Description - The District contributes to the SERS Health Care Fund, administered by SERS for non-certificated retirees and their beneficiaries. For GASB 75 purposes, this plan is considered a cost-sharing other postemployment benefit (OPEB) plan. SERS’ Health Care Plan provides healthcare benefits to eligible individuals receiving retirement, disability, and survivor benefits, and to their eligible dependents. Members who retire after June 1, 1986, need 10 years of service credit, exclusive of most types of purchased credit, to qualify to participate in SERS’ health care coverage. In addition to age and service retirees, disability benefit recipients and beneficiaries who are receiving monthly benefits due to the death of a member or retiree, are eligible for SERS’ health care coverage. Most retirees and dependents choosing SERS’ health care coverage are over the age of 65 and therefore enrolled in a fully insured Medicare Advantage plan; however, SERS maintains a traditional, self-insured preferred provider organization for its non-Medicare retiree population. For both groups, SERS offers a self-insured prescription drug program. Health care is a benefit that is permitted, not mandated, by statute. The financial report of the Plan is included in the SERS Annual Comprehensive Financial Report which can be obtained on SERS’ website at www.ohsers.org under Employers/Audit Resources.

**TRIAD LOCAL SCHOOL DISTRICT
CHAMPAIGN COUNTY, OHIO**

NOTES TO THE BASIC FINANCIAL STATEMENTS
FOR THE FISCAL YEAR ENDED JUNE 30, 2023
(Continued)

NOTE 13 - DEFINED BENEFIT OPEB PLANS - (Continued)

Access to health care for retirees and beneficiaries is permitted in accordance with Section 3309 of the Ohio Revised Code. The Health Care Fund was established and is administered in accordance with Internal Revenue Code Section 105(e). SERS' Retirement Board reserves the right to change or discontinue any health plan or program. Active employee members do not contribute to the Health Care Plan. The SERS Retirement Board established the rules for the premiums paid by the retirees for health care coverage for themselves and their dependents or for their surviving beneficiaries. Premiums vary depending on the plan selected, qualified years of service, Medicare eligibility, and retirement status.

Funding Policy - State statute permits SERS to fund the health care benefits through employer contributions. Each year, after the allocation for statutorily required pensions and benefits, the Retirement Board may allocate the remainder of the employer contribution of 14% of covered payroll to the Health Care Fund in accordance with the funding policy. For the fiscal year ended June 30, 2023, SERS did not allocate any employer contributions to post-employment health care. An additional health care surcharge on employers is collected for employees earning less than an actuarially determined minimum compensation amount, pro-rated if less than a full year of service credit was earned. For fiscal year 2023, this amount was \$25,000. Statutes provide that no employer shall pay a health care surcharge greater than 2% of that employer's SERS-covered payroll; nor may SERS collect in aggregate more than 1.5% of the total statewide SERS-covered payroll for the health care surcharge. For fiscal year 2023, the District's surcharge obligation was \$29,249.

The surcharge added to the allocated portion of the 14% employer contribution rate is the total amount assigned to the Health Care Fund. The District's contractually required contribution to SERS was \$29,249 for fiscal year 2023. Of this amount, \$29,249 is reported as pension and postemployment benefits payable.

Plan Description - State Teachers Retirement System (STRS)

Plan Description - The State Teachers Retirement System of Ohio (STRS) administers a cost-sharing Health Plan administered for eligible retirees who participated in the defined benefit or combined pension plans offered by STRS. Ohio law authorizes STRS to offer this plan. Benefits include hospitalization, physicians' fees, prescription drugs and partial reimbursement of monthly Medicare Part B premiums. The Medicare Part B monthly reimbursement elimination date was postponed indefinitely. The Plan is included in the report of STRS which can be obtained by visiting www.strsoh.org or by calling (888) 227-7877.

Funding Policy - Ohio Revised Code Chapter 3307 authorizes STRS to offer the Plan and gives the Retirement Board discretionary authority over how much, if any, of the health care costs will be absorbed by STRS. Active employee members do not contribute to the Health Care Plan. Nearly all health care plan enrollees, for the most recent year, pay a portion of the health care costs in the form of a monthly premium. Under Ohio law, funding for post-employment health care may be deducted from employer contributions, currently 14% of covered payroll. For the fiscal year ended June 30, 2023, STRS did not allocate any employer contributions to post-employment health care.

THIS SPACE IS INTENTIONALLY BLANK

**TRIAD LOCAL SCHOOL DISTRICT
CHAMPAIGN COUNTY, OHIO**

NOTES TO THE BASIC FINANCIAL STATEMENTS
FOR THE FISCAL YEAR ENDED JUNE 30, 2023
(Continued)

NOTE 13 - DEFINED BENEFIT OPEB PLANS - (Continued)

OPEB Liabilities/Assets, OPEB Expense, and Deferred Outflows of Resources and Deferred Inflows of Resources Related to OPEB

The net OPEB liability/asset was measured as of June 30, 2022, and the total OPEB liability/asset used to calculate the net OPEB liability/asset was determined by an actuarial valuation as of that date. The District's proportion of the net OPEB liability/asset was based on the District's share of contributions to the respective retirement systems relative to the contributions of all participating entities.

Following is information related to the proportionate share:

	<u>SERS</u>	<u>STRS</u>	<u>Total</u>
Proportion of the net OPEB liability/asset prior measurement date	0.044666800%	0.033393106%	
Proportion of the net OPEB liability/asset current measurement date	<u>0.040579100%</u>	<u>0.033684190%</u>	
Change in proportionate share	<u>-0.004087700%</u>	<u>0.000291084%</u>	
Proportionate share of the net OPEB liability	\$ 569,735	\$ -	\$ 569,735
Proportionate share of the net OPEB asset	\$ -	\$ (872,196)	\$ (872,196)
OPEB expense	\$ (44,742)	\$ (154,421)	\$ (199,163)

At June 30, 2023, the District reported deferred outflows of resources and deferred inflows of resources related to OPEB from the following sources:

	<u>SERS</u>	<u>STRS</u>	<u>Total</u>
Deferred outflows of resources			
Differences between expected and actual experience	\$ 4,788	\$ 12,646	\$ 17,434
Net difference between projected and actual earnings on OPEB plan investments	2,962	15,181	18,143
Changes of assumptions	90,625	37,154	127,779
Difference between employer contributions and proportionate share of contributions/change in proportionate share	46,089	6,221	52,310
Contributions subsequent to the measurement date	<u>29,249</u>	<u>-</u>	<u>29,249</u>
Total deferred outflows of resources	<u>\$ 173,713</u>	<u>\$ 71,202</u>	<u>\$ 244,915</u>

**TRIAD LOCAL SCHOOL DISTRICT
CHAMPAIGN COUNTY, OHIO**

NOTES TO THE BASIC FINANCIAL STATEMENTS
FOR THE FISCAL YEAR ENDED JUNE 30, 2023
(Continued)

NOTE 13 - DEFINED BENEFIT OPEB PLANS - (Continued)

	SERS	STRS	Total
Deferred inflows of resources			
Differences between expected and actual experience	\$ 364,446	\$ 130,986	\$ 495,432
Net difference between projected and actual earnings on OPEB plan investments	-	-	-
Changes of assumptions	233,882	618,474	852,356
Difference between employer contributions and proportionate share of contributions/ change in proportionate share	118,718	539	119,257
Total deferred inflows of resources	\$ 717,046	\$ 749,999	\$ 1,467,045

\$29,249 reported as deferred outflows of resources related to OPEB resulting from District contributions subsequent to the measurement date will be recognized as a reduction of the net OPEB liability/asset in the fiscal year ending June 30, 2024.

Other amounts reported as deferred outflows of resources and deferred inflows of resources related to OPEB will be recognized in OPEB expense as follows:

	SERS	STRS	Total
Fiscal Year Ending June 30:			
2024	\$ (120,406)	\$ (197,296)	\$ (317,702)
2025	(116,365)	(194,636)	(311,001)
2026	(105,851)	(93,609)	(199,460)
2027	(75,144)	(38,999)	(114,143)
2028	(55,801)	(50,957)	(106,758)
Thereafter	(99,015)	(103,300)	(202,315)
Total	\$ (572,582)	\$ (678,797)	\$ (1,251,379)

Actuarial Assumptions - SERS

The total OPEB liability is determined by SERS' actuaries in accordance with GASB Statement No. 74, as part of their annual actuarial valuation for each retirement plan. Actuarial valuations of an ongoing plan involve estimates of the value of reported amounts (e.g., salaries, credited service) and assumptions about the probability of occurrence of events far into the future (e.g., mortality, disabilities, retirements, employment terminations). Actuarially determined amounts are subject to continual review and potential modifications, as actual results are compared with past expectations and new estimates are made about the future.

Projections of benefits for financial reporting purposes are based on the substantive plan (the plan as understood by the employers and plan members) and include the types of benefits provided at the time of each valuation and the historical pattern of sharing benefit costs between the employers and plan members to that point. The projection of benefits for financial reporting purposes does not explicitly incorporate the potential effects of legal or contractual funding limitations.

**TRIAD LOCAL SCHOOL DISTRICT
CHAMPAIGN COUNTY, OHIO**

NOTES TO THE BASIC FINANCIAL STATEMENTS
FOR THE FISCAL YEAR ENDED JUNE 30, 2023
(Continued)

NOTE 13 - DEFINED BENEFIT OPEB PLANS - (Continued)

Actuarial calculations reflect a long-term perspective. For a newly hired employee, actuarial calculations will take into account the employee's entire career with the employer and also take into consideration the benefits, if any, paid to the employee after termination of employment until the death of the employee and any applicable contingent annuitant. In many cases, actuarial calculations reflect several decades of service with the employer and the payment of benefits after termination.

Key methods and assumptions used in calculating the total OPEB liability in the latest actuarial valuation date of June 30, 2022 compared with June 30, 2021 are presented below:

Wage inflation:	
Current measurement date	2.40%
Prior measurement date	2.40%
Future salary increases, including inflation:	
Current measurement date	3.25% to 13.58%
Prior measurement date	3.25% to 13.58%
Investment rate of return:	
Current measurement date	7.00% net of investment expense, including inflation
Prior measurement date	7.00% net of investment expense, including inflation
Municipal bond index rate:	
Current measurement date	3.69%
Prior measurement date	1.92%
Single equivalent interest rate, net of plan investment expense, including price inflation:	
Current measurement date	4.08%
Prior measurement date	2.27%
Medical trend assumption:	
Current measurement date	7.00 to 4.40%
Prior measurement date	
Medicare	5.125 to 4.400%
Pre-Medicare	6.750 to 4.400%

In 2022, mortality rates were based on the PUB-2010 General Employee Amount Weight Below Median Healthy Retiree mortality table projected to 2017 with ages set forward 1 year and adjusted 94.20% for males and set forward 2 years and adjusted 81.35% for females. Mortality among disabled members were based upon the PUB-2010 General Disabled Retiree mortality table projected to 2017 with ages set forward 5 years and adjusted 103.3% for males and set forward 3 years and adjusted 106.8% for females. Future improvement in mortality rates is reflected by applying the MP-2020 projection scale generationally.

In the prior measurement date, mortality rates were based on the PUB-2010 General Employee Amount Weighted Below Median Healthy Retiree mortality table projected to 2017 with ages set forward 1 year and adjusted 94.20% for males and set forward 2 years and adjusted 81.35% for females. Mortality among disabled members were based upon the PUB-2010 General Disabled Retiree mortality table projected to 2017 with ages set forward 5 years and adjusted 103.3% for males and set forward 3 years and adjusted 106.8% for females. Future improvement in mortality rates is reflected by applying the MP-2020 projection scale generationally.

The most recent experience study was completed for the five-year period ended June 30, 2020.

**TRIAD LOCAL SCHOOL DISTRICT
CHAMPAIGN COUNTY, OHIO**

NOTES TO THE BASIC FINANCIAL STATEMENTS
FOR THE FISCAL YEAR ENDED JUNE 30, 2023
(Continued)

NOTE 13 - DEFINED BENEFIT OPEB PLANS - (Continued)

The long-term expected rate of return on plan assets is reviewed as part of the actuarial 5-year experience study. The most recent study covers fiscal years 2016 through 2020, and was adopted by the Board in 2021. Several factors are considered in evaluating the long-term rate of return assumption including long-term historical data, estimates inherent in current market data, and a long-normal distribution analysis in which best-estimate ranges of expected future real rates of return were developed by the investment consultant for each major asset class. These ranges were combined to produce the long-term expected rate of return, 7.00%, by weighting the expected future real rates of return by the target asset allocation percentage and then adding expected inflation. The capital market assumptions developed by the investment consultant are intended for use over a 10-year horizon and may not be useful in setting the long-term rate of return for funding pension plans which covers a longer timeframe. The assumption is intended to be a long-term assumption and is not expected to change absent a significant change in the asset allocation, a change in the inflation assumption, or a fundamental change in the market that alters expected returns in future years.

The target asset allocation and best estimates of arithmetic real rates of return for each major asset class are summarized as follows:

Asset Class	Target Allocation	Long-Term Expected Real Rate of Return
Cash	2.00 %	(0.45) %
US Equity	24.75	5.37
Non-US Equity Developed	13.50	6.22
Non-US Equity Emerging	6.75	8.22
Fixed Income/Global Bonds	19.00	1.20
Private Equity	11.00	10.05
Real Estate/Real Assets	16.00	4.87
Multi-Asset Strategy	4.00	3.39
Private Debt/Private Credit	3.00	5.38
Total	<u>100.00 %</u>	

Discount Rate - The discount rate used to measure the total OPEB liability at June 30, 2022, was 4.08%. The discount rate used to measure total OPEB liability prior to June 30, 2022, was 2.27%. The projection of cash flows used to determine the discount rate assumed that contributions will be made from members and the System at the contribution rate of 1.50% of projected covered payroll each year, which includes a 1.50% payroll surcharge and no contributions from the basic benefits plan. Based on these assumptions, the OPEB plan's fiduciary net position was projected to become insufficient to make all projected future benefit payments of current System members by SERS actuaries. The Municipal Bond Index Rate is used in the determination of the SEIR for both the June 30, 2022 and the June 30, 2021 total OPEB liability. The Municipal Bond Index rate is the single rate that will generate a present value of benefit payments equal to the sum of the present value determined by the long-term expected rate of return, and the present value determined by discounting those benefits after the date of depletion. The Municipal Bond Index Rate is 3.69% at June 30, 2022 and 1.92% at June 30, 2021.

**TRIAD LOCAL SCHOOL DISTRICT
CHAMPAIGN COUNTY, OHIO**

NOTES TO THE BASIC FINANCIAL STATEMENTS
FOR THE FISCAL YEAR ENDED JUNE 30, 2023
(Continued)

NOTE 13 - DEFINED BENEFIT OPEB PLANS - (Continued)

Sensitivity of the District's Proportionate Share of the Net OPEB Liability to Changes in the Discount Rate and Changes in the Health Care Cost Trend Rates - The net OPEB liability is sensitive to changes in the discount rate and the health care cost trend rate. The following table presents the net OPEB liability, what the net OPEB liability would be if it were calculated using a discount rate that is 1 percentage point lower (3.08%) and higher (5.08%) than the current discount rate (4.08%). Also shown is what the net OPEB liability would be based on health care cost trend rates that are 1 percentage point lower (6.00% decreasing to 3.40%) and higher (8.00% decreasing to 5.40%) than the current rate (7.00% decreasing to 4.40%).

	1% Decrease	Current Discount Rate	1% Increase
District's proportionate share of the net OPEB liability	\$ 707,619	\$ 569,735	\$ 458,425
		Current Trend Rate	
	1% Decrease	Current Trend Rate	1% Increase
District's proportionate share of the net OPEB liability	\$ 439,368	\$ 569,735	\$ 740,015

Actuarial Assumptions - STRS

Key methods and assumptions used in the latest actuarial valuation, reflecting experience study results used in the June 30, 2022 actuarial valuation, compared with June 30, 2021 actuarial valuation, are presented below:

	June 30, 2022		June 30, 2021	
Inflation	2.50%		2.50%	
Projected salary increases	Varies by service from 2.50% to 8.50%		12.50% at age 20 to 2.50% at age 65	
Investment rate of return	7.00%, net of investment expenses, including inflation		7.00%, net of investment expenses, including inflation	
Payroll increases	3.00%		3.00%	
Cost-of-living adjustments (COLA)	0.00%		0.00%	
Discount rate of return	7.00%		7.00%	
Blended discount rate of return	N/A		N/A	
Health care cost trends				
	Initial	Ultimate	Initial	Ultimate
Medical				
Pre-Medicare	7.50%	3.94%	5.00%	4.00%
Medicare	-68.78%	3.94%	-16.18%	4.00%
Prescription Drug				
Pre-Medicare	9.00%	3.94%	6.50%	4.00%
Medicare	-5.47%	3.94%	29.98%	4.00%

Projections of benefits include the historical pattern of sharing benefit costs between the employers and retired plan members.

**TRIAD LOCAL SCHOOL DISTRICT
CHAMPAIGN COUNTY, OHIO**

NOTES TO THE BASIC FINANCIAL STATEMENTS
FOR THE FISCAL YEAR ENDED JUNE 30, 2023
(Continued)

NOTE 13 - DEFINED BENEFIT OPEB PLANS - (Continued)

For the June 30, 2022 actuarial valuation, for healthy retirees the post-retirement mortality rates are based on the Pub-2010 Teachers Healthy Annuitant Mortality Table, adjusted 110% for males, projected forward generationally using mortality improvement scale MP-2020; pre-retirement mortality rates are based on Pub-2010 Teachers Employee Table adjusted 95% for females, projected forward generationally using mortality improvement scale MP-2020. For disabled retirees, mortality rates are based on the Pub-2010 Teachers Disabled Annuitant Table projected forward generationally using mortality improvement scale MP-2020.

For the prior measurement date, for healthy retirees the mortality rates are based on the RP-2014 Annuitant Mortality Tables with 50% of rates through age 69, 70% of rates between ages 70 and 79, 90% of rates between ages 80 and 84, and 100% of rates thereafter, projected forward generationally using mortality improvement scale MP-2016. For disabled retirees, mortality rates are based on the RP-2014 Disabled Mortality Tables with 90% of rates for males and 100% of rates for females, projected forward generationally using mortality improvement scale MP-2016.

Actuarial assumptions used in the June 30, 2022 valuation are based on the results of an actuarial experience study for the period July 1, 2015 through June 30, 2021. An actuarial experience study is done on a quinquennial basis.

Assumption Changes Since the Prior Measurement Date - The discount rate remained unchanged at 7.00% for the June 30, 2022 valuation.

Benefit Term Changes Since the Prior Measurement Date - Salary increase rates were updated based on the actuarial experience study for the period July 1, 2015 through June 30, 2021 and were changed from age based to service based.

STRS' investment consultant develops an estimate range for the investment return assumption based on the target allocation adopted by the Retirement Board. The target allocation and long-term expected rate of return for each major asset class are summarized as follows:

Asset Class	Target Allocation*	Long-Term Expected Real Rate of Return **
Domestic Equity	26.00 %	6.60 %
International Equity	22.00	6.80
Alternatives	19.00	7.38
Fixed Income	22.00	1.75
Real Estate	10.00	5.75
Liquidity Reserves	1.00	1.00
Total	<u>100.00 %</u>	

* Target allocation percentage is effective as of July 1, 2022. Target weights were phased in over a 3-month period concluding on October 1, 2022.

**10-Year annualized geometric nominal returns, which include the real rate of return and inflation of 2.25% and is net of investment expenses. Over a 30-year period, STRS Ohio's investment consultant indicates that the above target allocations should generate a return above the actuarial rate of return, without net value added by management.

Discount Rate - The discount rate used to measure the total OPEB liability was 7.00% as of June 30, 2022. The projection of cash flows used to determine the discount rate assumed STRS Ohio continues to allocate no employer contributions to the health care fund. Based on those assumptions, the OPEB plan's fiduciary net position was projected to be available to make all projected future benefit payments to current plan members as of June 30, 2022. Therefore, the long-term expected rate of return on health care fund investments of 7.00% was applied to all periods of projected health care costs to determine the total OPEB liability as of June 30, 2022.

**TRIAD LOCAL SCHOOL DISTRICT
CHAMPAIGN COUNTY, OHIO**

NOTES TO THE BASIC FINANCIAL STATEMENTS
FOR THE FISCAL YEAR ENDED JUNE 30, 2023
(Continued)

NOTE 13 - DEFINED BENEFIT OPEB PLANS - (Continued)

Sensitivity of the District's Proportionate Share of the Net OPEB Asset to Changes in the Discount and Health Care Cost Trend Rate - The following table represents the net OPEB asset as of June 30, 2022, calculated using the current period discount rate assumption of 7.00%, as well as what the net OPEB asset would be if it were calculated using a discount rate that is one percentage point lower (6.00%) or one percentage point higher (8.00%) than the current assumption. Also shown is the net OPEB asset as if it were calculated using health care cost trend rates that are one percentage point lower or one percentage point higher than the current health care cost trend rates.

	1% Decrease	Current Discount Rate	1% Increase
District's proportionate share of the net OPEB asset	\$ 806,322	\$ 872,196	\$ 928,622

	1% Decrease	Current Trend Rate	1% Increase
District's proportionate share of the net OPEB asset	\$ 904,679	\$ 872,196	\$ 831,193

NOTE 14 - BUDGETARY BASIS OF ACCOUNTING

While reporting financial position, results of operations, and changes in fund balance on the basis of accounting principles generally accepted in the United States of America (GAAP), the budgetary basis as provided by law is based upon accounting for certain transactions on a basis of cash receipts and disbursements.

The statement of revenues, expenditures and changes in fund balance - budget and actual (non-GAAP budgetary basis) presented for the general fund is presented on the budgetary basis to provide a meaningful comparison of actual results with the budget. The major differences between the budgetary basis and the GAAP basis are that:

- (a) Revenues and other financing sources are recorded when received in cash (budgetary basis) as opposed to when susceptible to accrual (GAAP basis);
- (b) Expenditures and other financing uses are recorded when paid in cash (budgetary basis) as opposed to when the liability is incurred (GAAP basis);
- (c) In order to determine compliance with Ohio law, and to reserve that portion of the applicable appropriation, total outstanding encumbrances (budgetary basis) are recorded as the equivalent of an expenditure, as opposed to assigned or committed fund balance for that portion of outstanding encumbrances not already recognized as an account payable (GAAP basis);
- (d) Some funds are included in the general fund (GAAP basis), but have separate legally adopted budgets (budgetary basis).

**TRIAD LOCAL SCHOOL DISTRICT
CHAMPAIGN COUNTY, OHIO**

NOTES TO THE BASIC FINANCIAL STATEMENTS
FOR THE FISCAL YEAR ENDED JUNE 30, 2023
(Continued)

NOTE 14 - BUDGETARY BASIS OF ACCOUNTING - (Continued)

The adjustments necessary to convert the results of operations for the year on the budgetary basis to the GAAP basis for the general fund are as follows:

Net Change in Fund Balance

	<u>General fund</u>
Budgetary basis	\$ 1,649,349
Net adjustment for revenue accruals	(63,806)
Net adjustment for expenditure accruals	98,078
Net adjustment for other sources/uses	(162,234)
Funds budgeted elsewhere	9,358
Adjustment for encumbrances	85,855
GAAP basis	<u>\$ 1,616,600</u>

Certain funds that are legally budgeted in separate special revenue funds are considered part of the general fund on a GAAP basis. This includes the rotary fund, public school support fund and underground storage tank fund.

NOTE 15 - CONTINGENCIES

A. Grants

The District receives significant financial assistance from numerous federal, State and local agencies in the form of grants. The disbursement of funds received under these programs generally requires compliance with terms and conditions specified in the grant agreements and are subject to audit by the grantor agencies. Any disallowed claims resulting from such audits could become a liability of the District. However, in the opinion of management, any such disallowed claims will not have a material effect on the financial position of the District.

B. Litigation

The District is not a party to legal proceedings.

C. Foundation Funding

Foundation funding is based on the annualized full-time equivalent (FTE) enrollment of each student. Traditional districts must comply with minimum hours of instruction, instead of a minimum number of school days each year. The funding formula the Ohio Department of Education (ODE) is legislatively required to follow will continue to adjust as enrollment information is updated by the District, which can extend past the fiscal year-end. As of the date of this report, ODE has finalized the impact of enrollment adjustments to the June 30, 2023, Foundation funding for the District resulting in a receivable of \$4,063. This amount is not reported on the financial statements.

**TRIAD LOCAL SCHOOL DISTRICT
CHAMPAIGN COUNTY, OHIO**

NOTES TO THE BASIC FINANCIAL STATEMENTS
FOR THE FISCAL YEAR ENDED JUNE 30, 2023
(Continued)

NOTE 16 - SET-ASIDES

The District is required by State law to annually set-aside certain general fund revenue amounts, as defined by statutory formula, for the acquisition and construction of capital improvements. Amounts not spent by the end of the fiscal year or offset by similarly restricted resources received during the year must be held in cash at fiscal year-end. This amount must be carried forward to be used for the same purpose in future years. Expenditures exceeding the set-aside requirement may not be carried forward to the next fiscal year.

The following cash-basis information describes the change in the fiscal year-end set-aside amount for capital improvements. Disclosure of this information is required by State statute.

	<u>Capital Improvements</u>
Set-aside balance June 30, 2022	\$ -
Current year set-aside requirement	180,442
Current year qualifying expenditures	(417,869)
Current year offsets	<u>(40,358)</u>
Total	<u>\$ (277,785)</u>
Balance carried forward to fiscal year 2024	<u>\$ -</u>
Set-aside balance June 30, 2023	<u>\$ -</u>

NOTE 17 - OTHER COMMITMENTS

The District utilizes encumbrance accounting as part of its budgetary controls. Encumbrances outstanding at year end may be reported as part of restricted, committed, or assigned classifications of fund balance. At year end, the District's commitments for encumbrances in the governmental funds were as follows:

<u>Fund</u>	<u>Year - End Encumbrances</u>
General	\$ 5,791
Nonmajor governmental funds	<u>2,211</u>
Total	<u>\$ 8,002</u>

**TRIAD LOCAL SCHOOL DISTRICT
CHAMPAIGN COUNTY, OHIO**

SCHEDULES OF REQUIRED SUPPLEMENTARY INFORMATION

SCHEDULE OF THE DISTRICT'S PROPORTIONATE SHARE OF
THE NET PENSION LIABILITY
SCHOOL EMPLOYEES RETIREMENT SYSTEM (SERS) OF OHIO

	LAST TEN FISCAL YEARS			
	2023	2022	2021	2020
District's proportion of the net pension liability	0.039711100%	0.043232800%	0.041623900%	0.042230000%
District's proportionate share of the net pension liability	\$ 2,147,885	\$ 1,595,165	\$ 2,753,092	\$ 2,526,695
District's covered payroll	\$ 1,376,693	\$ 1,510,821	\$ 1,427,814	\$ 1,483,681
District's proportionate share of the net pension liability as a percentage of its covered payroll	156.02%	105.58%	192.82%	170.30%
Plan fiduciary net position as a percentage of the total pension liability	75.82%	82.86%	68.55%	70.85%

Amounts presented for each fiscal year were determined as of the District's measurement date which is the prior fiscal year-end.

SEE ACCOMPANYING NOTES TO THE REQUIRED SUPPLEMENTARY INFORMATION

2019	2018	2017	2016	2015	2014
0.040475600%	0.041500900%	0.040551000%	0.040553700%	0.042386000%	0.042386000%
\$ 2,318,113	\$ 2,479,587	\$ 2,967,959	\$ 2,314,033	\$ 2,145,131	\$ 2,520,559
\$ 1,423,844	\$ 1,352,279	\$ 1,256,700	\$ 1,220,880	\$ 1,231,645	\$ 1,291,062
162.81%	183.36%	236.17%	189.54%	174.17%	195.23%
71.36%	69.50%	62.98%	69.16%	71.70%	65.52%

**TRIAD LOCAL SCHOOL DISTRICT
CHAMPAIGN COUNTY, OHIO**

SCHEDULES OF REQUIRED SUPPLEMENTARY INFORMATION

SCHEDULE OF THE DISTRICT'S PROPORTIONATE SHARE OF
THE NET PENSION LIABILITY
STATE TEACHERS RETIREMENT SYSTEM (STRS) OF OHIO

	LAST TEN FISCAL YEARS			
	2023	2022	2021	2020
District's proportion of the net pension liability	0.033684190%	0.033393106%	0.032779220%	0.033111470%
District's proportionate share of the net pension liability	\$ 7,488,038	\$ 4,269,609	\$ 7,931,405	\$ 7,322,403
District's covered payroll	\$ 4,433,221	\$ 4,197,314	\$ 3,985,571	\$ 3,839,621
District's proportionate share of the net pension liability as a percentage of its covered payroll	168.91%	101.72%	199.00%	190.71%
Plan fiduciary net position as a percentage of the total pension liability	78.88%	87.78%	75.48%	77.40%

Amounts presented for each fiscal year were determined as of the District's measurement date which is the prior fiscal year-end.

SEE ACCOMPANYING NOTES TO THE REQUIRED SUPPLEMENTARY INFORMATION

2019	2018	2017	2016	2015	2014
0.033089670%	0.032625450%	0.032574840%	0.035877110%	0.037322700%	0.037322700%
\$ 7,275,675	\$ 7,750,246	\$ 10,903,781	\$ 9,915,384	\$ 9,078,172	\$ 10,813,859
\$ 3,855,357	\$ 3,660,871	\$ 3,503,243	\$ 3,760,450	\$ 3,813,354	\$ 4,498,531
188.72%	211.70%	311.25%	263.68%	238.06%	240.39%
77.31%	75.30%	66.80%	72.10%	74.70%	69.30%

**TRIAD LOCAL SCHOOL DISTRICT
CHAMPAIGN COUNTY, OHIO**

SCHEDULES OF REQUIRED SUPPLEMENTARY INFORMATION

SCHEDULE OF DISTRICT PENSION CONTRIBUTIONS
SCHOOL EMPLOYEES RETIREMENT SYSTEM (SERS) OF OHIO

	LAST TEN FISCAL YEARS			
	<u>2023</u>	<u>2022</u>	<u>2021</u>	<u>2020</u>
Contractually required contribution	\$ 213,477	\$ 192,737	\$ 211,515	\$ 199,894
Contributions in relation to the contractually required contribution	<u>(213,477)</u>	<u>(192,737)</u>	<u>(211,515)</u>	<u>(199,894)</u>
Contribution deficiency (excess)	<u>\$ -</u>	<u>\$ -</u>	<u>\$ -</u>	<u>\$ -</u>
District's covered payroll	\$ 1,524,836	\$ 1,376,693	\$ 1,510,821	\$ 1,427,814
Contributions as a percentage of covered payroll	14.00%	14.00%	14.00%	14.00%

SEE ACCOMPANYING NOTES TO THE REQUIRED SUPPLEMENTARY INFORMATION

<u>2019</u>	<u>2018</u>	<u>2017</u>	<u>2016</u>	<u>2015</u>	<u>2014</u>
\$ 200,297	\$ 192,219	\$ 189,319	\$ 175,938	\$ 160,912	\$ 170,706
<u>(200,297)</u>	<u>(192,219)</u>	<u>(189,319)</u>	<u>(175,938)</u>	<u>(160,912)</u>	<u>(170,706)</u>
<u>\$ -</u>	<u>\$ -</u>	<u>\$ -</u>	<u>\$ -</u>	<u>\$ -</u>	<u>\$ -</u>
\$ 1,483,681	\$ 1,423,844	\$ 1,352,279	\$ 1,256,700	\$ 1,220,880	\$ 1,231,645
13.50%	13.50%	14.00%	14.00%	13.18%	13.86%

**TRIAD LOCAL SCHOOL DISTRICT
CHAMPAIGN COUNTY, OHIO**

SCHEDULES OF REQUIRED SUPPLEMENTARY INFORMATION

SCHEDULE OF DISTRICT PENSION CONTRIBUTIONS
STATE TEACHERS RETIREMENT SYSTEM (STRS) OF OHIO

	LAST TEN FISCAL YEARS			
	<u>2023</u>	<u>2022</u>	<u>2021</u>	<u>2020</u>
Contractually required contribution	\$ 653,606	\$ 620,651	\$ 587,624	\$ 557,980
Contributions in relation to the contractually required contribution	<u>(653,606)</u>	<u>(620,651)</u>	<u>(587,624)</u>	<u>(557,980)</u>
Contribution deficiency (excess)	<u>\$ -</u>	<u>\$ -</u>	<u>\$ -</u>	<u>\$ -</u>
District's covered payroll	\$ 4,668,614	\$ 4,433,221	\$ 4,197,314	\$ 3,985,571
Contributions as a percentage of covered payroll	14.00%	14.00%	14.00%	14.00%

SEE ACCOMPANYING NOTES TO THE REQUIRED SUPPLEMENTARY INFORMATION

<u>2019</u>	<u>2018</u>	<u>2017</u>	<u>2016</u>	<u>2015</u>	<u>2014</u>
\$ 537,547	\$ 539,750	\$ 512,522	\$ 490,454	\$ 526,463	\$ 495,736
<u>(537,547)</u>	<u>(539,750)</u>	<u>(512,522)</u>	<u>(490,454)</u>	<u>(526,463)</u>	<u>(495,736)</u>
<u>\$ -</u>	<u>\$ -</u>	<u>\$ -</u>	<u>\$ -</u>	<u>\$ -</u>	<u>\$ -</u>
\$ 3,839,621	\$ 3,855,357	\$ 3,660,871	\$ 3,503,243	\$ 3,760,450	\$ 3,813,354
14.00%	14.00%	14.00%	14.00%	14.00%	13.00%

**TRIAD LOCAL SCHOOL DISTRICT
CHAMPAIGN COUNTY, OHIO**

SCHEDULES OF REQUIRED SUPPLEMENTARY INFORMATION

SCHEDULE OF THE DISTRICT'S PROPORTIONATE SHARE OF
THE NET OPEB LIABILITY
SCHOOL EMPLOYEES RETIREMENT SYSTEM (SERS) OF OHIO

LAST SEVEN FISCAL YEARS

	<u>2023</u>	<u>2022</u>	<u>2021</u>	<u>2020</u>
District's proportion of the net OPEB liability	0.040579100%	0.044666800%	0.043476700%	0.043414300%
District's proportionate share of the net OPEB liability	\$ 569,735	\$ 845,356	\$ 944,891	\$ 1,091,778
District's covered payroll	\$ 1,376,693	\$ 1,510,821	\$ 1,427,814	\$ 1,483,681
District's proportionate share of the net OPEB liability as a percentage of its covered payroll	41.38%	55.95%	66.18%	73.59%
Plan fiduciary net position as a percentage of the total OPEB liability	30.34%	24.08%	18.17%	15.57%

Note: Information prior to 2017 was unavailable. Schedule is intended to show information for 10 years. Additional years will be displayed as they become available.

Amounts presented for each fiscal year were determined as of the District's measurement date which is the prior fiscal year-end.

SEE ACCOMPANYING NOTES TO THE REQUIRED SUPPLEMENTARY INFORMATION

<u>2019</u>	<u>2018</u>	<u>2017</u>
0.041218900%	0.041978500%	0.040952090%
\$ 1,143,524	\$ 1,126,593	\$ 1,167,286
\$ 1,423,844	\$ 1,352,279	\$ 1,256,700
80.31%	83.31%	92.89%
13.57%	12.46%	11.49%

**TRIAD LOCAL SCHOOL DISTRICT
CHAMPAIGN COUNTY, OHIO**

SCHEDULES OF REQUIRED SUPPLEMENTARY INFORMATION

SCHEDULE OF THE DISTRICT'S PROPORTIONATE SHARE OF
THE NET OPEB LIABILITY/(ASSET)
STATE TEACHERS RETIREMENT SYSTEM (STRS) OF OHIO

LAST SEVEN FISCAL YEARS

	<u>2023</u>	<u>2022</u>	<u>2021</u>	<u>2020</u>
District's proportion of the net OPEB liability/(asset)	0.0336841900%	0.0333931060%	0.032779220%	0.033111470%
District's proportionate share of the net OPEB liability/(asset)	\$ (872,196)	\$ (704,066)	\$ (576,095)	\$ (548,405)
District's covered payroll	\$ 4,433,221	\$ 4,197,314	\$ 3,985,571	\$ 3,839,621
District's proportionate share of the net OPEB liability/(asset) as a percentage of its covered payroll	19.67%	16.77%	14.45%	14.28%
Plan fiduciary net position as a percentage of the total OPEB liability/(asset)	230.73%	174.73%	182.10%	174.70%

Note: Information prior to 2017 was unavailable. Schedule is intended to show information for 10 years. Additional years will be displayed as they become available.

Amounts presented for each fiscal year were determined as of the District's measurement date which is the prior fiscal year-end.

SEE ACCOMPANYING NOTES TO THE REQUIRED SUPPLEMENTARY INFORMATION

<u>2019</u>	<u>2018</u>	<u>2017</u>
0.033089670%	0.032625450%	0.032574840%
\$ (531,717)	\$ 1,272,925	\$ 1,742,111
\$ 3,855,357	\$ 3,660,871	\$ 3,503,243
13.79%	34.77%	49.73%
176.00%	47.10%	37.30%

**TRIAD LOCAL SCHOOL DISTRICT
CHAMPAIGN COUNTY, OHIO**

SCHEDULES OF REQUIRED SUPPLEMENTARY INFORMATION

SCHEDULE OF DISTRICT OPEB CONTRIBUTIONS
SCHOOL EMPLOYEES RETIREMENT SYSTEM (SERS) OF OHIO

	LAST TEN FISCAL YEARS			
	<u>2023</u>	<u>2022</u>	<u>2021</u>	<u>2020</u>
Contractually required contribution	\$ 29,249	\$ 26,368	\$ 29,101	\$ 29,272
Contributions in relation to the contractually required contribution	<u>(29,249)</u>	<u>(26,368)</u>	<u>(29,101)</u>	<u>(29,272)</u>
Contribution deficiency (excess)	<u>\$ -</u>	<u>\$ -</u>	<u>\$ -</u>	<u>\$ -</u>
District's covered payroll	\$ 1,524,836	\$ 1,376,693	\$ 1,510,821	\$ 1,427,814
Contributions as a percentage of covered payroll	1.92%	1.92%	1.93%	2.05%

SEE ACCOMPANYING NOTES TO THE REQUIRED SUPPLEMENTARY INFORMATION

<u>2019</u>	<u>2018</u>	<u>2017</u>	<u>2016</u>	<u>2015</u>	<u>2014</u>
\$ 34,558	\$ 30,082	\$ 22,253	\$ 20,113	\$ 30,747	\$ 18,858
<u>(34,558)</u>	<u>(30,082)</u>	<u>(22,253)</u>	<u>(20,113)</u>	<u>(30,747)</u>	<u>(18,858)</u>
<u>\$ -</u>	<u>\$ -</u>	<u>\$ -</u>	<u>\$ -</u>	<u>\$ -</u>	<u>\$ -</u>
\$ 1,483,681	\$ 1,423,844	\$ 1,352,279	\$ 1,256,700	\$ 1,220,880	\$ 1,231,645
2.33%	2.11%	1.65%	1.60%	2.52%	1.53%

**TRIAD LOCAL SCHOOL DISTRICT
CHAMPAIGN COUNTY, OHIO**

SCHEDULES OF REQUIRED SUPPLEMENTARY INFORMATION

SCHEDULE OF DISTRICT OPEB CONTRIBUTIONS
STATE TEACHERS RETIREMENT SYSTEM (STRS) OF OHIO

	LAST TEN FISCAL YEARS			
	<u>2023</u>	<u>2022</u>	<u>2021</u>	<u>2020</u>
Contractually required contribution	\$ -	\$ -	\$ -	\$ -
Contributions in relation to the contractually required contribution	<u>-</u>	<u>-</u>	<u>-</u>	<u>-</u>
Contribution deficiency (excess)	<u>\$ -</u>	<u>\$ -</u>	<u>\$ -</u>	<u>\$ -</u>
District's covered payroll	\$ 4,668,614	\$ 4,433,221	\$ 4,197,314	\$ 3,985,571
Contributions as a percentage of covered payroll	0.00%	0.00%	0.00%	0.00%

SEE ACCOMPANYING NOTES TO THE REQUIRED SUPPLEMENTARY INFORMATION

<u>2019</u>	<u>2018</u>	<u>2017</u>	<u>2016</u>	<u>2015</u>	<u>2014</u>
\$ -	\$ -	\$ -	\$ -	\$ -	\$ 40,203
-	-	-	-	-	(40,203)
<u>\$ -</u>	<u>\$ -</u>	<u>\$ -</u>	<u>\$ -</u>	<u>\$ -</u>	<u>\$ -</u>
\$ 3,839,621	\$ 3,855,357	\$ 3,660,871	\$ 3,503,243	\$ 3,760,450	\$ 3,813,354
0.00%	0.00%	0.00%	0.00%	0.00%	1.00%

This page intentionally left blank.

**TRIAD LOCAL SCHOOL DISTRICT
CHAMPAIGN COUNTY, OHIO**

NOTES TO THE REQUIRED SUPPLEMENTARY INFORMATION
FOR THE FISCAL YEAR ENDED JUNE 30, 2023

PENSION

SCHOOL EMPLOYEES RETIREMENT SYSTEM (SERS) OF OHIO

Changes in benefit terms :

- There were no changes in benefit terms from the amounts reported for fiscal year 2014.
- There were no changes in benefit terms from the amounts reported for fiscal year 2015.
- There were no changes in benefit terms from the amounts reported for fiscal year 2016.
- There were no changes in benefit terms from the amounts reported for fiscal year 2017.
- For fiscal year 2018, SERS changed from a fixed 3% annual increase to a Cost of Living Adjustment (COLA) based on the changes in the Consumer Price Index (CPI-W), with a cap of 2.5% and a floor of 0%.
- For fiscal year 2019, with the authority granted the Board under Senate Bill 8, the Board has enacted a three year COLA delay for future benefit recipients commencing benefits on or after April 1, 2018.
- There were no changes in benefit terms from the amounts previously reported for fiscal year 2020.
- There were no changes in benefit terms from the amounts previously reported for fiscal year 2021.
- For fiscal year 2022, SERS changed from a Cost of Living Adjustment (COLA) of 2.5% to 2.0%.
- There were no changes in benefit terms from the amounts reported for fiscal year 2023.

Changes in assumptions :

- There were no changes in methods and assumptions used in the calculation of actuarial determined contributions for fiscal year 2014.
- There were no changes in methods and assumptions used in the calculation of actuarial determined contributions for fiscal year 2015.
- There were no changes in methods and assumptions used in the calculation of actuarial determined contributions for fiscal year 2016.
- For fiscal year 2017, the following changes of assumptions affected the total pension liability since the prior measurement date: (a) the assumed rate of inflation was reduced from 3.25% to 3.00%, (b) payroll growth assumption was reduced from 4.00% to 3.50%, (c) assumed real wage growth was reduced from 0.75% to 0.50%, (d) rates of withdrawal, retirement and disability were updated to reflect recent experience, (e) mortality among active members was updated to RP-2014 Blue Collar Mortality Table with fully generational projection and a five year age set-back for both males and females, (f) mortality among service retired members and beneficiaries was updated to the following RP-2014 Blue Collar Mortality Table with fully generational projection with Scale BB, 120% of male rates and 110% of female rates, (g) mortality among disabled members was updated to RP-2000 Disabled Mortality Table, 90% for male rates and 100% for female rates, set back five years is used for the period after disability retirement and (h) the discount rate was reduced from 7.75% to 7.50%.
- There were no changes in methods and assumptions used in the calculation of actuarial determined contributions for fiscal year 2018.
- There were no changes in methods and assumptions used in the calculation of actuarial determined contributions for fiscal year 2019.
- There were no changes in methods and assumptions used in the calculation of actuarial determined contributions for fiscal year 2020.
- There were no changes in methods and assumptions used in the calculation of actuarial determined contributions for fiscal year 2021.
- For fiscal year 2022, the following changes of assumptions affected the total pension liability since the prior measurement date: (a) wage inflation decreased from 3.00% to 2.40%, (b) future salary increases changed from 3.50%-18.20% to 3.25%-13.58%, (c) investment rate of return decreased from 7.50% to 7.00%, (d) discount rate decreased from 7.50% to 7.00% and (e) mortality tables changed from the RP-2014 Blue Collar mortality table to the PUB-2010 General Employee Amount Weighted Below Median Healthy Retiree mortality table.
- There were no changes in methods and assumptions used in the calculation of actuarial determined contributions for fiscal year 2023.

(Continued)

**TRIAD LOCAL SCHOOL DISTRICT
CHAMPAIGN COUNTY, OHIO**

NOTES TO THE REQUIRED SUPPLEMENTARY INFORMATION (CONTINUED)
FOR THE FISCAL YEAR ENDED JUNE 30, 2023

PENSION (CONTINUED)

STATE TEACHERS RETIREMENT SYSTEM (STRS) OF OHIO

Changes in benefit terms :

- There were no changes in benefit terms from the amounts reported for fiscal year 2014.
- There were no changes in benefit terms from the amounts reported for fiscal year 2015.
- There were no changes in benefit terms from the amounts reported for fiscal year 2016.
- There were no changes in benefit terms from the amounts reported for fiscal year 2017.
- For fiscal year 2018, STRS decreased the Cost of Living Adjustment (COLA) to zero.
- There were no changes in benefit terms from amounts previously reported for fiscal year 2019.
- There were no changes in benefit terms from amounts previously reported for fiscal year 2020.
- There were no changes in benefit terms from amounts previously reported for fiscal year 2021.
- There were no changes in benefit terms from amounts previously reported for fiscal year 2022.
- There were no changes in benefit terms from amounts previously reported for fiscal year 2023.

Changes in assumptions :

- There were no changes in methods and assumptions used in the calculation of actuarial determined contributions for fiscal year 2014.
- There were no changes in methods and assumptions used in the calculation of actuarial determined contributions for fiscal year 2015.
- There were no changes in methods and assumptions used in the calculation of actuarial determined contributions for fiscal year 2016.
- There were no changes in methods and assumptions used in the calculation of actuarial determined contributions for fiscal year 2017.
- For fiscal year 2018, the following changes of assumption affected the total pension liability since the prior measurement date: (a) the long-term expected rate of return was reduced from 7.75% to 7.45%, (b) the inflation assumption was lowered from 2.75% to 2.50%, (c) the payroll growth assumption was lowered to 3.00%, (d) total salary increases rate was lowered by decreasing the merit component of the individual salary increases, in addition to a decrease of 0.25% due to lower inflation, (e) the healthy and disabled mortality assumptions were updated to the RP-2014 mortality tables with generational improvement scale MP-2016 and (f) rates of retirement, termination and disability were modified to better reflect anticipated future experience.
- There were no changes in methods and assumptions used in the calculation of actuarial determined contributions for fiscal year 2019.
- There were no changes in methods and assumptions used in the calculation of actuarial determined contributions for fiscal year 2020.
- There were no changes in methods and assumptions used in the calculation of actuarial determined contributions for fiscal year 2021.
- For fiscal year 2022, the following changes of assumption affected the total pension liability since the prior measurement date: (a) the long-term expected rate of return was reduced from 7.45% to 7.00% and (b) the discount rate of return was reduced from 7.45% to 7.00%.
- For fiscal year 2023, the following changes of assumption affected the total pension liability since the prior measurement date: (a) the projected salary increases went from 12.50% at age 20 to 2.50% at age 65 to varies by service from 2.50% to 8.50%.

OTHER POSTEMPLOYMENT BENEFITS (OPEB)

SCHOOL EMPLOYEES RETIREMENT SYSTEM (SERS) OF OHIO

Changes in benefit terms :

- There were no changes in benefit terms from the amounts reported for fiscal year 2017.
- There were no changes in benefit terms from the amounts reported for fiscal year 2018.
- There were no changes in benefit terms from the amounts reported for fiscal year 2019.
- There were no changes in benefit terms from the amounts reported for fiscal year 2020.
- There were no changes in benefit terms from the amounts reported for fiscal year 2021.
- There were no changes in benefit terms from the amounts reported for fiscal year 2022.
- There were no changes in benefit terms from the amounts reported for fiscal year 2023.

(Continued)

**TRIAD LOCAL SCHOOL DISTRICT
CHAMPAIGN COUNTY, OHIO**

NOTES TO THE REQUIRED SUPPLEMENTARY INFORMATION (CONTINUED)
FOR THE FISCAL YEAR ENDED JUNE 30, 2023

OTHER POSTEMPLOYMENT BENEFITS (OPEB) (CONTINUED)

SCHOOL EMPLOYEES RETIREMENT SYSTEM (SERS) OF OHIO (CONTINUED)

Changes in assumptions :

- For fiscal year 2017, the following changes of assumptions affected the total OPEB liability since the prior measurement date: (a) assumed rate of inflation was reduced from 3.25% to 3.00%, (b) payroll growth assumption was reduced from 4.00% to 3.50%, (c) assumed real wage growth was reduced from 0.75% to 0.50%, (d) rates of withdrawal, retirement, and disability were updated to reflect recent experience, (e) mortality among active members was updated to the following: RP-2014 Blue Collar Mortality Table with fully generational projection and a five-year age set-back for both males and females, (f) mortality among service retired members and beneficiaries was updated to the following: RP-2014 Blue Collar Mortality Table with fully generational projection with Scale BB, 120% of male rates, and 110% of female rates, (g) mortality among disabled members was updated to the following: RP-2000 Disabled Mortality Table, 90% for male rates and 100% for female rates, set back five years is used for the period after disability retirement.
- For fiscal year 2018, the following changes of assumptions affected the total OPEB liability since the prior measurement date: (a) assumed rate of inflation was reduced from 3.25% to 3.00%, (b) payroll growth assumption was reduced from 4.00% to 3.50%, (c) assumed real wage growth was reduced from 0.75% to 0.50%, (d) rates of withdrawal, retirement, and disability were updated to reflect recent experience, (e) mortality among active members was updated to the following: RP-2014 Blue Collar Mortality Table with fully generational projection and a five-year age set-back for both males and females, (f) mortality among service retired members and beneficiaries was updated to the following: RP-2014 Blue Collar Mortality Table with fully generational projection with Scale BB, 120% of male rates, and 110% of female rates, (g) mortality among disabled members was updated to the following: RP-2000 Disabled Mortality Table, 90% for male rates and 100% for female rates, set back five years is used for the period after disability retirement, (h) the municipal bond index rate increased from 2.92% to 3.56% and (i) the single equivalent interest rate, net of plan investment expense, including price inflation increased from 2.98% to 3.63%.
- For fiscal year 2019, the following changes of assumptions affected the total OPEB liability since the prior measurement date: (a) the discount rate increased from 3.63% to 3.70%, (b) the health care cost trend rates for Medicare were changed from a range of 5.50%-5.00% to a range of 5.375%-4.75% and Pre-Medicare were changed from a range of 7.50%-5.00% to a range of 7.25%-4.75%, (c) the municipal bond index rate increased from 3.56% to 3.62% and (d) the single equivalent interest rate, net of plan investment expense, including price inflation increased from 3.63% to 3.70%.
- For fiscal year 2020, the following changes of assumptions affected the total OPEB liability since the prior measurement date: (a) the discount rate decreased from 3.70% to 3.22%, (b) the health care cost trend rates for Medicare were changed from a range of 5.375%-4.75% to a range of 5.25%-4.75% and Pre-Medicare were changed from a range of 7.25%-4.75% to a range of 7.00%-4.75%, (c) the municipal bond index rate decreased from 3.62% to 3.13% and (d) the single equivalent interest rate, net of plan investment expense, including price inflation decreased from 3.70% to 3.22%.
- For fiscal year 2021, the following changes of assumptions affected the total OPEB liability since the prior measurement date: (a) the discount rate decreased from 3.22% to 2.63% and (b) the municipal bond index rate decreased from 3.13% to 2.45%, and (c) the single equivalent interest rate, net of plan investment expense, including price inflation decreased from 3.22% to 2.63%.
- For fiscal year 2022, the following changes of assumptions affected the total OPEB liability since the prior measurement date: (a) wage inflation decreased from 3.00% to 2.40%, (b) future salary increases changed from 3.50%-18.20% to 3.25%-13.58%, (c) investment rate of return decreased from 7.50% to 7.00%, (d) discount rate decreased from 7.50% to 7.00% and (e) mortality tables changed from the RP-2014 Blue Collar mortality table to the PUB-2010 General Employee Amount Weighted Below Median Healthy Retiree mortality table.
- For fiscal year 2023, the following changes of assumptions affected the total OPEB liability since the prior measurement date: (a) municipal bond index rate went from 1.92% to 3.69%, (b) single equivalent interest rate when from 2.27% to 4.08% and (c) medical trend assumptions went from 5.125% to 4.40% Medicare and 6.75% to 4.40% Pre-Medicare to 7.00% to 4.40%.

(Continued)

**TRIAD LOCAL SCHOOL DISTRICT
CHAMPAIGN COUNTY, OHIO**

NOTES TO THE REQUIRED SUPPLEMENTARY INFORMATION (CONTINUED)
FOR THE FISCAL YEAR ENDED JUNE 30, 2023

OTHER POSTEMPLOYMENT BENEFITS (OPEB) (CONTINUED)

STATE TEACHERS RETIREMENT SYSTEM (STRS) OF OHIO

Changes in benefit terms :

- There were no changes in benefit terms from the amounts previously reported for fiscal year 2017.
- For fiscal year 2018, STRS reduced the subsidy multiplier for non-Medicare benefit recipients from 2.1% to 1.9% per year of service. Medicare Part B premium reimbursements were discontinued for certain survivors and beneficiaries and all remaining Medicare Part B premium reimbursements will be discontinued beginning January 2019.
- For fiscal year 2019, STRS increased the subsidy multiplier for non-Medicare benefit recipients from 1.9% to 1.944% per year of service effective January 1, 2019. The non-Medicare frozen subsidy base premium was increased January 1, 2019 and all remaining Medicare Part B premium reimbursements will be discontinued beginning January 1, 2020.
- For fiscal year 2020, STRS increased the subsidy percentage from 1.944% to 1.984% effective January 1, 2020. The Medicare subsidy percentages were adjusted effective January 1, 2021 to 2.1% for the Medicare plan. The Medicare Part B monthly reimbursement elimination date was postponed to January 1, 2021.
- For fiscal year 2021, the non-Medicare subsidy percentage was increased effective January 1, 2021 from 1.984% to 2.055% per year of service. The non-Medicare frozen subsidy base premium was increased effective January 1, 2021. The Medicare subsidy percentages were adjusted effective January 1, 2021 to 2.1% for the AMA Medicare plan. The Medicare Part B monthly reimbursement elimination date was postponed indefinitely.
- For fiscal year 2022, the non-Medicare subsidy percentage was increased effective January 1, 2022 from 2.055% to 2.100%. The non-Medicare frozen subsidy base premium was increased effective January 1, 2022. The Medicare Part D subsidy was updated to reflect it is expected to be negative in CY2022. The Part B monthly reimbursement elimination date was postponed indefinitely.
- There were no changes in benefit terms from the amounts previously reported for fiscal year 2023.

Changes in assumptions :

- There were no changes in methods and assumptions used in the calculation of actuarial determined contributions for fiscal year 2017.
- For fiscal year 2018, the following changes of assumptions affected the total OPEB liability since the prior measurement date: (a) the discount rate was increased from 3.26% to 4.13% based on the methodology defined under GASB Statement No. 74, Financial Reporting for Postemployment Benefit Plans Other Than Pension Plans (OPEB), (b) the long term expected rate of return was reduced from 7.75% to 7.45%, (c) valuation year per capita health care costs were updated, and the salary scale was modified, (d) the percentage of future retirees electing each option was updated based on current data and the percentage of future disabled retirees and terminated vested participants electing health coverage were decreased and (e) the assumed mortality, disability, retirement, withdrawal and future health care cost trend rates were modified along with the portion of rebated prescription drug costs.
- For fiscal year 2019, the following changes of assumptions affected the total OPEB liability/asset since the prior measurement date: (a) the discount rate was increased from the blended rate of 4.13% to the long-term expected rate of return of 7.45% based on the methodology defined under GASB Statement No. 74, Financial Reporting for Postemployment Benefit Plans Other Than Pension Plans (OPEB) and (b) decrease in health care cost trend rates from 6.00%-11.00% initial; 4.50% ultimate down to Medical Pre-Medicare 6.00% and Medicare 5.00% initial; 4.00% ultimate and Prescription Drug Pre-Medicare 8.00% and Medicare (5.23%) initial; 4.00% ultimate.
- For fiscal year 2020, health care cost trend rates were changed to the following: medical pre-Medicare from 6.00% initial - 4.00% ultimate down to 5.87% initial - 4.00% ultimate; medical Medicare from 5.00% initial - 4.00% ultimate down to 4.93% initial - 4.00% ultimate; prescription drug pre-Medicare from 8.00% initial - 4.00% ultimate down to 7.73% initial - 4.00% ultimate and (5.23%) initial - 4.00% ultimate up to 9.62% initial - 4.00% ultimate.

(Continued)

**TRIAD LOCAL SCHOOL DISTRICT
CHAMPAIGN COUNTY, OHIO**

NOTES TO THE REQUIRED SUPPLEMENTARY INFORMATION (CONTINUED)
FOR THE FISCAL YEAR ENDED JUNE 30, 2023

OTHER POSTEMPLOYMENT BENEFITS (OPEB) (CONTINUED)

STATE TEACHERS RETIREMENT SYSTEM (STRS) OF OHIO (CONTINUED)

Changes in assumptions (continued):

- For fiscal year 2021, health care cost trend rates were changed to the following: medical pre-Medicare from 5.87% initial - 4.00% ultimate down to 5.00% initial - 4.00% ultimate; medical Medicare from 4.93% initial - 4.00% ultimate down to -6.69% initial - 4.00% ultimate; prescription drug pre-Medicare from 7.73% initial - 4.00% ultimate down to 6.50% initial - 4.00% ultimate; prescription drug Medicare from 9.62% initial - 4.00% ultimate up to 11.87% initial - 4.00% ultimate.
- For fiscal year 2022, the following changes of assumption affected the total OPEB liability since the prior measurement date: (a) the long-term expected rate of return was reduced from 7.45% to 7.00%, (b) the discount rate of return was reduced from 7.45% to 7.00% and (c) health care cost trend rates were changed to the following: medical Medicare from -6.69% initial - 4.00% ultimate down to -16.18% initial - 4.00% ultimate; prescription drug Medicare from 11.87% initial - 4.00% ultimate up to 29.98% initial - 4.00% ultimate.
- For fiscal year 2023, the following changes of assumption affected the total OPEB liability since the prior measurement date: (a) projected salary increase went from 12.50% at age 20 to 2.50% at age 65 to varies by services from 2.50% to 8.50% and (b) health care cost trend rates were changed to the following: Pre-Medicare from 5.00% initial - 4.00% ultimate to 7.50% initial - 3.94% ultimate; medical Medicare from -16.18% initial - 4.00% ultimate to -68.78% initial - 3.94% ultimate; prescription drug Pre-Medicare from 6.50% initial - 4.00% ultimate to 9.00% initial - 3.94% ultimate; Medicare from 29.98% initial - 4.00% ultimate to -5.47% initial - 3.94% ultimate.

This page intentionally left blank.

**TRIAD LOCAL SCHOOL DISTRICT
CHAMPAIGN COUNTY**

**SCHEDULE OF EXPENDITURES OF FEDERAL AWARDS
FOR THE FISCAL YEAR ENDED JUNE 30, 2023**

FEDERAL GRANTOR Pass Through Grantor Program / Cluster Title	Federal AL Number	Total Federal Expenditures
U.S. DEPARTMENT OF AGRICULTURE		
<i>Passed Through Ohio Department of Education</i>		
Child Nutrition Cluster:		
School Breakfast Program	10.553	\$ 110,045
National School Lunch Program:		
Non-Cash Assistance (Food Distribution)	10.555	37,271
Cash Assistance	10.555	399,483
Total National School Lunch Program		436,754
Total Child Nutrition Cluster		546,799
COVID-19 Pandemic EBT Administrative Costs	10.649	628
Total U.S. Department of Agriculture		547,427
U.S. DEPARTMENT OF FEDERAL COMMUNICATIONS COMMISSION		
<i>Direct Program</i>		
COVID-19 Emergency Connectivity Fund Program	32.009	52,360
Total U.S. Department of Federal Communications Commission		52,360
U.S. DEPARTMENT OF EDUCATION		
<i>Passed Through Ohio Department of Education</i>		
Title I Grants to Local Educational Agencies	84.010	129,846
Special Education Cluster (IDEA):		
Special Education Grants to States:		
Special Education Grants to States	84.027	246,725
COVID-19 Special Education Grants to States	84.027X	40,858
Total Special Education Grants to States		287,583
Special Education Preschool Grants:		
Special Education Preschool Grants	84.173	3,986
COVID-19 Special Education Preschool Grants	84.173X	3,025
Total Special Education Preschool Grants		7,011
Total Special Education Cluster (IDEA)		294,594
Supporting Effective Instruction State Grants (formerly Improving Teacher Quality State Grants)	84.367	27,498
Student Support and Academic Enrichment Program	84.424	8,676
COVID-19 Education Stabilization Fund:		
Elementary and Secondary School Emergency Relief (ESSER) Fund	84.425D	95,757
American Rescue Plan - Elementary and Secondary School Emergency Relief (ARP ESSER)	84.425U	725,948
Total COVID-19 Education Stabilization Fund		821,705
Total U.S. Department of Education		1,282,319
Total Expenditures of Federal Awards		\$ 1,882,106

The accompanying notes are an integral part of this schedule.

**TRIAD LOCAL SCHOOL DISTRICT
CHAMPAIGN COUNTY**

**NOTES TO THE SCHEDULE OF EXPENDITURES OF FEDERAL AWARDS
2 CFR 200.510(b)(6)
FOR THE FISCAL YEAR ENDED JUNE 30, 2023**

NOTE A – BASIS OF PRESENTATION

The accompanying Schedule of Expenditures of Federal Awards (the Schedule) includes the federal award activity of Triad Local School District (the District) under programs of the federal government for the fiscal year ended June 30, 2023. The information on this Schedule is prepared in accordance with the requirements of Title 2 U.S. *Code of Federal Regulations* Part 200, *Uniform Administrative Requirements, Cost Principles, and Audit Requirements for Federal Awards* (Uniform Guidance). Because the Schedule presents only a selected portion of the operations of the District, it is not intended to and does not present the financial position or changes in net position of the District.

NOTE B – SUMMARY OF SIGNIFICANT ACCOUNTING POLICIES

Expenditures reported on the Schedule are reported on the cash basis of accounting. Such expenditures are recognized following the cost principles contained in Uniform Guidance wherein certain types of expenditures may or may not be allowable or may be limited as to reimbursement.

NOTE C – INDIRECT COST RATE

The District has elected not to use the 10-percent de minimis indirect cost rate as allowed under the Uniform Guidance.

NOTE D - SUBRECIPIENTS

The District did not provide funds to subrecipients during the fiscal year.

NOTE E - CHILD NUTRITION CLUSTER

The District commingles cash receipts from the U.S. Department of Agriculture with similar State grants. When reporting expenditures on this Schedule, the District assumes it expends federal monies first.

NOTE F – FOOD DONATION PROGRAM

The District reports commodities consumed on the Schedule at the entitlement value. The District allocated donated food commodities to the respective program that benefitted from the use of those donated food commodities.

NOTE G – TRANSFERS BETWEEN PROGRAM YEARS

Federal regulations require schools to obligate certain federal awards by June 30. However, with ODE's consent, schools can transfer unobligated amounts to the subsequent fiscal year's program. The District transferred the following amounts from 2023 to 2024 programs:

<u>Program Title</u>	<u>AL Number</u>	<u>Amt. Transferred</u>
Title I Grants to Local Educational Agencies Student Support and Academic Enrichment Program	84.010 84.424	\$ 3,927 1,582
COVID-19 Education Stabilization Fund - American Rescue Plan - Elementary and Secondary School Emergency Relief (ARP ESSER)	84.425U	125,698

OHIO AUDITOR OF STATE KEITH FABER



88 East Broad Street
Columbus, Ohio 43215
ContactUs@ohioauditor.gov
(800) 282-0370

INDEPENDENT AUDITOR'S REPORT ON INTERNAL CONTROL OVER FINANCIAL REPORTING AND ON COMPLIANCE AND OTHER MATTERS REQUIRED BY GOVERNMENT AUDITING STANDARDS

Triad Local School District
Champaign County
7920 Brush Lake Road
North Lewisburg, Ohio 43060

To the Board of Education:

We have audited, in accordance with the auditing standards generally accepted in the United States of America and the standards applicable to financial audits contained in *Government Auditing Standards* issued by the Comptroller General of the United States (*Government Auditing Standards*), the financial statements of the governmental activities, the major fund, and the aggregate remaining fund information of the Triad Local School District, Champaign County, (the District) as of and for the fiscal year ended June 30, 2023, and the related notes to the financial statements, which collectively comprise the District's basic financial statements and have issued our report thereon dated February 20, 2024, wherein we noted the District adopted new accounting guidance in Governmental Accounting Standards Board (GASB) Statement No. 96, *Subscription Based Information Technology Arrangements*. We also noted the District restated Nonmajor Governmental Fund beginning fund balance and Governmental Activities net position for an unrecorded liability at July 1, 2022.

Report on Internal Control Over Financial Reporting

In planning and performing our audit of the financial statements, we considered the District's internal control over financial reporting (internal control) as a basis for designing audit procedures that are appropriate in the circumstances for the purpose of expressing our opinion on the financial statements, but not for the purpose of expressing an opinion on the effectiveness of the District's internal control. Accordingly, we do not express an opinion on the effectiveness of the District's internal control.

A *deficiency in internal control* exists when the design or operation of a control does not allow management or employees, in the normal course of performing their assigned functions, to prevent, or detect and correct misstatements on a timely basis. A *material weakness* is a deficiency, or a combination of deficiencies, in internal control, such that there is a reasonable possibility that a material misstatement of the District's financial statements will not be prevented, or detected and corrected, on a timely basis. A *significant deficiency* is a deficiency, or a combination of deficiencies, in internal control that is less severe than a material weakness, yet important enough to merit attention by those charged with governance.

Our consideration of internal control was for the limited purpose described in the first paragraph of this section and was not designed to identify all deficiencies in internal control that might be material weaknesses or significant deficiencies and therefore, material weaknesses or significant deficiencies may exist that were not identified. We identified a certain deficiency in internal control, described in the accompanying schedule of findings as item 2023-001 that we consider to be a material weakness.

Report on Compliance and Other Matters

As part of obtaining reasonable assurance about whether the District's financial statements are free from material misstatement, we performed tests of its compliance with certain provisions of laws, regulations, contracts, and grant agreements, noncompliance with which could have a direct and material effect on the financial statements. However, providing an opinion on compliance with those provisions was not an objective of our audit and accordingly, we do not express such an opinion. The results of our tests disclosed instances of noncompliance or other matters that are required to be reported under *Government Auditing Standards* and which are described in the accompanying schedule of findings as items 2023-001 and 2023-002.

District's Response to Findings

Government Auditing Standards requires the auditor to perform limited procedures on the District's response to the finding identified in our audit and described in the accompanying schedule of findings and / or corrective action plan. The District's response was not subjected to the other auditing procedures applied in the audit of the financial statements and, accordingly, we express no opinion on the response.

Purpose of this Report

The purpose of this report is solely to describe the scope of our testing of internal control and compliance and the results of that testing, and not to provide an opinion on the effectiveness of the District's internal control or on compliance. This report is an integral part of an audit performed in accordance with *Government Auditing Standards* in considering the District's internal control and compliance. Accordingly, this communication is not suitable for any other purpose.



Keith Faber
Auditor of State
Columbus, Ohio

February 20, 2024

OHIO AUDITOR OF STATE KEITH FABER



88 East Broad Street
Columbus, Ohio 43215
ContactUs@ohioauditor.gov
(800) 282-0370

INDEPENDENT AUDITOR'S REPORT ON COMPLIANCE WITH REQUIREMENTS APPLICABLE TO THE MAJOR FEDERAL PROGRAM AND ON INTERNAL CONTROL OVER COMPLIANCE REQUIRED BY THE UNIFORM GUIDANCE

Triad Local School District
Champaign County
7920 Brush Lake Road
North Lewisburg, Ohio 43060

To the Board of Education:

Report on Compliance for the Major Federal Program

Opinion on the Major Federal Program

We have audited Triad Local School District's, Champaign County, (the District) compliance with the types of compliance requirements identified as subject to audit in the U.S. Office of Management and Budget (OMB) *Compliance Supplement* that could have a direct and material effect on Triad Local School District's (the District) major federal program for the fiscal year ended June 30, 2023. Triad Local School District's major federal program is identified in the *Summary of Auditor's Results* section of the accompanying schedule of findings.

In our opinion, Triad Local School District complied, in all material respects, with the compliance requirements referred to above that could have a direct and material effect on its major federal program for the fiscal year ended June 30, 2023.

Basis for Opinion on the Major Federal Program

We conducted our audit of compliance in accordance with auditing standards generally accepted in the United States of America (GAAS); the standards applicable to financial audits contained in *Government Auditing Standards* issued by the Comptroller General of the United States (*Government Auditing Standards*); and the audit requirements of Title 2 U.S. *Code of Federal Regulations* Part 200, *Uniform Administrative Requirements, Cost Principles, and Audit Requirements for Federal Awards* (Uniform Guidance). Our responsibilities under those standards and the Uniform Guidance are further described in the *Auditor's Responsibilities for the Audit of Compliance* section of our report.

We are required to be independent of the District and to meet our other ethical responsibilities, in accordance with relevant ethical requirements relating to our audit. We believe that the audit evidence we have obtained is sufficient and appropriate to provide a basis for our opinion on compliance for the major federal program. Our audit does not provide a legal determination of the District's compliance with the compliance requirements referred to above.

Responsibilities of Management for Compliance

The District's Management is responsible for compliance with the requirements referred to above and for the design, implementation, and maintenance of effective internal control over compliance with the requirements of laws, statutes, regulations, rules, and provisions of contracts or grant agreements applicable to the District's federal programs.

Auditor's Responsibilities for the Audit of Compliance

Our objectives are to obtain reasonable assurance about whether material noncompliance with the compliance requirements referred to above occurred, whether due to fraud or error, and express an opinion on the District's compliance based on our audit. Reasonable assurance is a high level of assurance but is not absolute assurance and therefore is not a guarantee that an audit conducted in accordance with GAAS, *Government Auditing Standards*, and the Uniform Guidance will always detect material noncompliance when it exists. The risk of not detecting material noncompliance resulting from fraud is higher than for that resulting from error, as fraud may involve collusion, forgery, intentional omissions, misrepresentations, or the override of internal control. Noncompliance with the compliance requirements referred to above is considered material, if there is a substantial likelihood that, individually or in the aggregate, it would influence the judgment made by a reasonable user of the report on compliance about the District's compliance with the requirements of the major federal program as a whole.

In performing an audit in accordance with GAAS, *Government Auditing Standards*, and the Uniform Guidance, we:

- exercise professional judgment and maintain professional skepticism throughout the audit.
- identify and assess the risks of material noncompliance, whether due to fraud or error, and design and perform audit procedures responsive to those risks. Such procedures include examining, on a test basis, evidence regarding the District's compliance with the compliance requirements referred to above and performing such other procedures as we considered necessary in the circumstances.
- obtain an understanding of the District's internal control over compliance relevant to the audit in order to design audit procedures that are appropriate in the circumstances and to test and report on internal control over compliance in accordance with the Uniform Guidance, but not for the purpose of expressing an opinion on the effectiveness of the District's internal control over compliance. Accordingly, no such opinion is expressed.

We are required to communicate with those charged with governance regarding, among other matters, the planned scope and timing of the audit and any significant deficiencies and material weaknesses in internal control over compliance that we identified during the audit.

Report on Internal Control Over Compliance

A deficiency in internal control over compliance exists when the design or operation of a control over compliance does not allow management or employees, in the normal course of performing their assigned functions, to prevent, or detect and correct, noncompliance with a type of compliance requirement of a federal program on a timely basis. *A material weakness in internal control over compliance* is a deficiency, or combination of deficiencies, in internal control over compliance, such that there is a reasonable possibility that material noncompliance with a type of compliance requirement of a federal program will not be prevented, or detected and corrected, on a timely basis. *A significant deficiency in internal control over compliance* is a deficiency, or a combination of deficiencies, in internal control over compliance with a type of compliance requirement of a federal program that is less severe than a material weakness in internal control over compliance, yet important enough to merit attention by those charged with governance.

Our consideration of internal control over compliance was for the limited purpose described in the *Auditor's Responsibilities for the Audit of Compliance* section above and was not designed to identify all deficiencies in internal control over compliance that might be material weaknesses or significant deficiencies in internal control over compliance. Given these limitations, during our audit we did not identify any deficiencies in internal control over compliance that we consider to be material weaknesses, as defined above. However, material weaknesses or significant deficiencies in internal control over compliance may exist that were not identified.

Our audit was not designed for the purpose of expressing an opinion on the effectiveness of internal control over compliance. Accordingly, no such opinion is expressed.

The purpose of this report on internal control over compliance is solely to describe the scope of our testing of internal control over compliance and the results of this testing based on the requirements of the Uniform Guidance. Accordingly, this report is not suitable for any other purpose.



Keith Faber
Auditor of State
Columbus, Ohio

February 20, 2024

This page intentionally left blank.

**TRIAD LOCAL SCHOOL DISTRICT
LOGAN COUNTY**

**SCHEDULE OF FINDINGS
2 CFR § 200.515
JUNE 30, 2023**

1. SUMMARY OF AUDITOR'S RESULTS

(d)(1)(i)	Type of Financial Statement Opinion	Unmodified
(d)(1)(ii)	Were there any material weaknesses in internal control reported at the financial statement level (GAGAS)?	Yes
(d)(1)(ii)	Were there any significant deficiencies in internal control reported at the financial statement level (GAGAS)?	No
(d)(1)(iii)	Was there any reported material noncompliance at the financial statement level (GAGAS)?	Yes
(d)(1)(iv)	Were there any material weaknesses in internal control reported for major federal programs?	No
(d)(1)(iv)	Were there any significant deficiencies in internal control reported for major federal programs?	No
(d)(1)(v)	Type of Major Programs' Compliance Opinion	Unmodified
(d)(1)(vi)	Are there any reportable findings under 2 CFR § 200.516(a)?	No
(d)(1)(vii)	Major Programs (list):	COVID-19 Education Stabilization Fund (AL#84.425)
(d)(1)(viii)	Dollar Threshold: Type A/B Programs	Type A: > \$ 750,000 Type B: all others
(d)(1)(ix)	Low Risk Auditee under 2 CFR § 200.520?	No

**2. FINDINGS RELATED TO THE FINANCIAL STATEMENTS
REQUIRED TO BE REPORTED IN ACCORDANCE WITH GAGAS**

FINDING NUMBER 2023-001

Noncompliance and Material Weakness – Recording in Incorrect Fund/Financial Reporting

Ohio Rev. Code § 5705.10(C) states all revenue derived from a special levy shall be credited to a special fund for the purpose for which the levy was made.

In our audit engagement letter, as required by AU-C Section 210, Terms of Engagement, paragraph .06, management acknowledged its responsibility for the preparation and fair presentation of their financial statements; this responsibility includes designing, implementing and maintaining internal control relevant to preparing and fairly presenting financial statements free from material misstatement, whether due to fraud or error as discussed in AU-C Section 210 paragraphs .A14 & .A16. Governmental Accounting Standards Board (GASB) Cod. 1100 paragraph .101 states a governmental accounting system must make it possible both: (a) to present fairly and with full disclosure the funds and activities of the governmental unit in conformity with generally accepted accounting principles, and (b) to determine and demonstrate compliance with finance-related legal and contractual provisions.

FINDING NUMBER 2023-001
(Continued)

The District posted new permanent improvement levy receipts in the Classroom Facilities Maintenance Fund rather than a new Permanent Improvement fund. As a result, the Classroom Facilities Maintenance Fund was overstated and the Permanent Improvement fund was understated by \$20,826. An adjustment, to which management has agreed, has been made to the accounting records and financial statements. The associated property tax receivables and accrual taxes were also incorrectly posted resulting in an adjustment of \$3,345.

Additionally, the District's budget to actual statement did not reflect properly approved budget amounts for original and final budgeted revenues. This resulted in a decrease of \$830,382, \$409,779, and \$399,542 for original and final budgeted intergovernmental revenue, property taxes, and income taxes, respectively.

We also identified immaterial misstatements ranging from \$409 to \$134,180 which have been brought to management's attention.

Failure to correctly classify financial activity in the accounting records and financial statements may impact the user's understanding of the financial operations, the District's ability to make sound financial decisions or comply with budgetary law, and/or could result in materially misstated reports.

To improve financial reporting, the District should establish and implement procedures to provide for the accurate and complete recording of financial activity and balances in the accounting records and financial statements to assist in the effective management and reporting of financial resources.

Officials' Response:

See the Corrective Action Plan on page 105.

FINDING NUMBER 2023-002

Noncompliance - Budgetary

Ohio Rev. Code § 5705.39 states, in part, the total appropriations from each fund shall not exceed the total of the estimated revenue available for expenditure, as certified by the budget commission, or in the case of appeal, by the board of tax appeals. no appropriation measure shall become effective until the county auditor files with the appropriating authority a certificate that the total appropriations from each fund, taken together with all other outstanding appropriations, do not exceed such official estimate or amended official estimate. When the appropriation does not exceed such official estimate, the county auditor shall give such a certificate forthwith upon receiving from the appropriating authority a certified copy of the appropriation measure.

Ohio Rev. Code § 5705.40 states, in part, any appropriation measure may be amended or supplemented, provided that such amendment or supplement shall comply with all provisions of law governing the taxing authority in making an original appropriation.

Ohio Rev. Code § 5705.41(B) states, in part, that no subdivision or taxing unit shall make any expenditure of money unless it has been appropriated.

Ohio Admin. Code § 117-2-02(C)(1) states all local public offices should integrate the budgetary accounts, at the legal level of control or lower, into the financial accounting system. This means designing an accounting system to provide ongoing and timely information on unrealized budgetary receipts and remaining uncommitted appropriation balances.

**FINDING NUMBER 2023-002
(Continued)**

For the fiscal year ending June 30, 2023, the District did not file the appropriation resolution adopted by the Board of Education with the county auditor for certification as required by Ohio Rev. Code § 5705.39. The Board also approved an amendment to appropriations during the year which was not certified by the county auditor. In addition, appropriations exceeded estimated resources by \$287,583 for fund 516. Furthermore, the original certificate of estimated resources did not properly calculate on the budgetary document for Fund 507. Finally, Board approved amendments to appropriations were not accurately reflected in the accounting system.

Failure to accurately update the accounting records with budgetary information, appropriating in excess of estimated resources, and failure to ensure the accuracy and proper filing of budgetary documents could result in deficit spending or money being spent without proper authorization.

The District should implement procedures to ensure appropriations and all amendments approved by the Board are filed with the county auditor for certification. Furthermore, the District should implement review procedures to help assure that adopted appropriations are within the certified estimated resources. The District should also properly record appropriation and budgeted revenue amendments for all funds in the accounting system to produce financial reports that accurately reflect the District's budget. The Board of Education should review budget to actual financial reports for all funds. Monitoring monthly budget to actual receipts and expenditures helps to ensure the District does not overspend its resources.

Officials' Response:

See the Corrective Action Plan on page 105.

3. FINDINGS AND QUESTIONED COSTS FOR FEDERAL AWARDS
--

None.

This page intentionally left blank.



Triad Local School District
Home of the Cardinals!
 7920 Brush Lake Road North Lewisburg, OH 43060
 P: (937) 826-4961
 F: (937) 826-3281
 hr@triadk12.org
 www.triadk12.org

Mrs. Vickie Maruniak - Superintendent
Mr. Nathan Hilborn - Treasurer

**SUMMARY SCHEDULE OF PRIOR AUDIT FINDINGS
 2 CFR 200.511(b)
 JUNE 30, 2023**

Finding Number	Finding Summary	Status	Additional Information
2022-001	Material Weakness – Financial Reporting	Not Corrected	Repeated as Finding 2023-001.
2022-002	Noncompliance and Material Weakness – Child Nutrition Cluster – Reporting	Corrective Action Taken and Finding is Fully Corrected	

This page intentionally left blank.



**CORRECTIVE ACTION PLAN
2 CFR § 200.511(c)
June 30, 2023**

Finding Number:	2023-001
Planned Corrective Action:	The District shall utilize system generated reports each month to review posted transactions in order to ensure proper account posting. Additionally, the District is implementing a receipt workflow module through SCView which will allow for all receipts to be reviewed by the Treasurer before posting.
Anticipated Completion Date:	3/31/2024
Responsible Contact Person:	Nathan Hilborn, Treasurer
Finding Number:	2023-002
Planned Corrective Action:	The District shall utilize system incorporated budgeting and related reports to ensure that budgets comply with Board approved and county auditor certified appropriations and estimated revenues. Monthly budgeting reports are included for Board review each month.
Anticipated Completion Date:	2/28/2024
Responsible Contact Person:	Nathan Hilborn, Treasurer

This page intentionally left blank.

OHIO AUDITOR OF STATE KEITH FABER



TRIAD LOCAL SCHOOL DISTRICT

CHAMPAIGN COUNTY

AUDITOR OF STATE OF OHIO CERTIFICATION

This is a true and correct copy of the report, which is required to be filed pursuant to Section 117.26, Revised Code, and which is filed in the Office of the Ohio Auditor of State in Columbus, Ohio.



Certified for Release 3/21/2024

88 East Broad Street, Columbus, Ohio 43215
Phone: 614-466-4514 or 800-282-0370

This report is a matter of public record and is available online at
www.ohioauditor.gov