

**PERFORMANCE ACADEMY
OF EASTLAND
FRANKLIN COUNTY, OHIO**

SINGLE AUDIT REPORT

**FOR THE FISCAL YEAR
ENDED JUNE 30, 2023**

Zupka & Associates
Certified Public Accountants

OHIO AUDITOR OF STATE
KEITH FABER



88 East Broad Street
Columbus, Ohio 43215
IPAReport@ohioauditor.gov
(800) 282-0370

Members of the Board
Performance Academy of Eastland
2220 South Hamilton Road
Columbus, Ohio 43232

We have reviewed the *Independent Auditor's Report* of Performance Academy of Eastland, Franklin County, prepared by Zupka & Associates, for the audit period July 1, 2022 through June 30, 2023. Based upon this review, we have accepted these reports in lieu of the audit required by Section 117.11, Revised Code. The Auditor of State did not audit the accompanying financial statements and, accordingly, we are unable to express, and do not express an opinion on them.

Our review was made in reference to the applicable sections of legislative criteria, as reflected by the Ohio Constitution, and the Revised Code, policies, procedures and guidelines of the Auditor of State, regulations and grant requirements. Performance Academy of Eastland is responsible for compliance with these laws and regulations.

A handwritten signature in black ink that reads "Keith Faber".

Keith Faber
Auditor of State
Columbus, Ohio

March 07, 2024

This page intentionally left blank.

**PERFORMANCE ACADEMY OF EASTLAND
FRANKLIN COUNTY, OHIO
SINGLE AUDIT REPORT
FOR THE FISCAL YEAR ENDED JUNE 30, 2023**

TABLE OF CONTENTS

	<u>PAGE</u>
Independent Auditor's Report	1-3
Management's Discussion and Analysis	5-9
Basic Financial Statements:	
Statement of Net Position	11
Statement of Revenues, Expenses, and Changes in Net Position	12
Statement of Cash Flows	13
Notes to the Basic Financial Statements	14-46
Required Supplementary Information:	
Schedule of the Academy's Proportionate Share of the Net Pension Liability:	
School Employees Retirement System (SERS) of Ohio - Last Ten Fiscal Years	47-48
State Teachers Retirement System (STRS) of Ohio - Last Ten Fiscal Years	49-50
Schedules of Academy Contributions – Pension:	
School Employees Retirement System (SERS) of Ohio - Last Ten Fiscal Years	51-52
State Teachers Retirement System (STRS) of Ohio - Last Ten Fiscal Years	53-54
Schedule of the Academy's Proportionate Share of the Net OPEB Liability:	
School Employees Retirement System (SERS) of Ohio – Last Seven Fiscal Years	55-56
Schedule of the Academy's Proportionate Share of the Net OPEB Liability/Asset:	
State Teachers Retirement System (STRS) of Ohio – Last Seven Fiscal Years	57-58
Schedule of Academy Contributions – OPEB:	
School Employees Retirement System (SERS) of Ohio – Last Ten Fiscal Years	59-60
State Teachers Retirement System (STRS) of Ohio – Last Ten Fiscal Years	61-62
Notes to the Required Supplementary Information	63-66
Schedule of Expenditures of Federal Awards	67
Notes to the Schedule of Expenditures of Federal Awards	68
Independent Auditor's Report on Internal Control over Financial Reporting and on Compliance and Other Matters Based on an Audit of Financial Statements Performed in Accordance with <i>Government Auditing Standards</i>	69-70
Independent Auditor's Report on Compliance for Each Major Federal Program and on Internal Control Over Compliance Required by the Uniform Guidance	71-73
Schedule of Findings and Questioned Costs	74
Schedule of Prior Audit Findings and Recommendations	75

This page intentionally left blank.

INDEPENDENT AUDITOR'S REPORT

Performance Academy of Eastland
Franklin County
2220 S. Hamilton Rd.
Columbus, Ohio 43232

To the Members of the Board:

Report on the Financial Statements

Opinion

We have audited the accompanying financial statements of the Performance Academy of Eastland, Franklin County, Ohio, (the Academy) as of and for the year ended June 30, 2023, and the related notes to the financial statements, which collectively comprise the Academy's basic financial statements as listed in the table of contents.

In our opinion, the financial statements referred to above present fairly, in all material respects, the financial position of the Performance Academy of Eastland as of June 30, 2023, and the changes in financial position and cash flows thereof for the year then ended in accordance with accounting principles generally accepted in the United States of America.

Basis for Opinion

We conducted our audit in accordance with auditing standards generally accepted in the United States of America (GAAS) and the standards applicable to financial audits contained in *Government Auditing Standards (Government Auditing Standards)*, issued by the Comptroller General of the United States. Our responsibilities under those standards are further described in the Auditor's Responsibilities for the Audit of the Financial Statements section of our report. We are required to be independent of the Academy, and to meet our other ethical responsibilities, in accordance with the relevant ethical requirements relating to our audit. We believe that the audit evidence we have obtained is sufficient and appropriate to provide a basis for our audit opinion.

Responsibilities of Management for the Financial Statements

Management is responsible for the preparation and fair presentation of the financial statements in accordance with accounting principles generally accepted in the United States of America, and for the design, implementation, and maintenance of internal control relevant to the preparation and fair presentation of financial statements that are free from material misstatement, whether due to fraud or error.

In preparing the financial statements, management is required to evaluate whether there are conditions or events, considered in the aggregate, that raise substantial doubt about the Academy's ability to continue as a going concern for twelve months beyond the financial statement date, including any currently known information that may raise substantial doubt shortly thereafter.

Auditor's Responsibilities for the Audit of the Financial Statements

Our objectives are to obtain reasonable assurance about whether the financial statements as a whole are free from material misstatement, whether due to fraud or error, and to issue an auditor's report that includes our opinion. Reasonable assurance is a high level of assurance but is not absolute assurance and therefore is not a guarantee that an audit conducted in accordance with GAAS and *Government Auditing Standards* will always detect a material misstatement when it exists. The risk of not detecting a material misstatement resulting from fraud is higher than for one resulting from error, as fraud may involve collusion, forgery, intentional omissions, misrepresentations, or the override of internal control. Misstatements are considered material if there is a substantial likelihood that, individually or in the aggregate, they would influence the judgment made by a reasonable user based on the financial statements.

In performing an audit in accordance with GAAS and *Government Auditing Standards*, we

- exercise professional judgment and maintain professional skepticism throughout the audit.
- identify and assess the risks of material misstatement of the financial statements, whether due to fraud or error, and design and perform audit procedures responsive to those risks. Such procedures include examining, on a test basis, evidence regarding the amounts and disclosures in the financial statements.
- obtain an understanding of internal control relevant to the audit in order to design audit procedures that are appropriate in the circumstances, but not for the purpose of expressing an opinion on the effectiveness of the Academy's internal control. Accordingly, no such opinion is expressed.
- evaluate the appropriateness of accounting policies used and the reasonableness of significant accounting estimates made by management, as well as evaluate the overall presentation of the financial statements.
- conclude whether, in our judgment, there are conditions or events, considered in the aggregate, that raise substantial doubt about the Academy's ability to continue as a going concern for a reasonable period of time.

We are required to communicate with those charged with governance regarding, among other matters, the planned scope and timing of the audit, significant audit findings, and certain internal control-related matters that we identified during the audit.

Required Supplementary Information


Accounting principles generally accepted in the United States of America require that the Management's Discussion and Analysis and Schedules of Net Pension and Postemployment Benefit Liabilities and Pension and Postemployment Benefit Contributions, as listed in the table of contents, be presented to supplement the basic financial statements. Such information is the responsibility of management and, although not a part of the basic financial statements, is required by the Governmental Accounting Standards Board who considers it to be an essential part of financial reporting for placing the basic financial statements in an appropriate operational, economic, or historical context. We have applied certain limited procedures to the required supplementary information in accordance with auditing standards generally accepted in the United States of America, which consisted of inquiries of management about the methods of preparing the information and comparing the information for consistency with management's responses to our inquiries, the basic financial statements, and other knowledge we obtained during our audit of the basic financial statements. We do not express an opinion or provide any assurance on the information because the limited procedures do not provide us with sufficient evidence to express an opinion or provide any assurance.

Supplementary Information

Our audit was conducted for the purpose of forming an opinion on the financial statements that collectively comprise the Academy's basic financial statements. The Schedule of Expenditures of Federal Awards is presented for purposes of additional analysis as required by Title 2 U.S. Code of Federal Regulations (CFR) Part 200, Uniform Administrative Requirements, Cost Principles, and Audit Requirements for Federal Awards, and is not a required part of the basic financial statements. Such information is the responsibility of management and was derived from and relates directly to the underlying accounting and other records used to prepare the basic financial statements. The information has been subjected to the auditing procedures applied in the audit of the basic financial statements and certain additional procedures, including comparing and reconciling such information directly to the underlying accounting and other records used to prepare the basic financial statements or to the basic financial statements themselves, and other additional procedures in accordance with auditing standards generally accepted in the United States of America. In our opinion, the Schedule of Expenditures of Federal Awards is fairly stated, in all material respects, in relation to the basic financial statements as a whole.

Other Reporting Required by *Government Auditing Standards*

In accordance with *Government Auditing Standards*, we have also issued our report dated December 27, 2023, on our consideration of the Academy's internal control over financial reporting and on our tests of its compliance with certain provisions of laws, regulations, contracts, and grant agreements and other matters. The purpose of that report is solely to describe the scope of our testing of internal control over financial reporting and compliance and the results of that testing, and not to provide an opinion on the effectiveness of the Academy's internal control over financial reporting or on compliance. That report is an integral part of an audit performed in accordance with *Government Auditing Standards* in considering the Academy's internal control over financial reporting and compliance.



Zupka & Associates
Certified Public Accountants

December 27, 2023

This page intentionally left blank.

**PERFORMANCE ACADEMY OF EASTLAND
FRANKLIN COUNTY, OHIO**

**MANAGEMENT’S DISCUSSION AND ANALYSIS
FOR THE FISCAL YEAR ENDED JUNE 30, 2023**

The Management’s Discussion and Analysis of the Performance Academy of Eastland’s (The Academy) financial performance provides an overall review of the Academy’s financial activities for the fiscal year ended June 30, 2023. The intent of this discussion and analysis is to look at the Academy’s financial performance as a whole. Readers should also review the basic financial statements and notes to the basic financial statements to enhance their understanding of the Academy’s financial performance.

Financial Highlights

Key financial highlights for fiscal year 2023 are as follows:

- In total, net position was a deficit \$2,260,351 at June 30, 2023.
- The Academy had operating revenues of \$3,072,520 operating expenses of \$4,399,035 and non-operating revenues/expenses of \$1,269,246 for fiscal year 2023. Total change in net position was a decrease of \$57,269.

Using the Basic Financial Statements

This annual report consists of a series of financial statements and notes to those statements. These statements are organized so the reader can understand the Academy’s financial activities. The *Statement of Net Position* and *Statement of Revenues, Expenses, and Changes in Net Position* provide information about the activities of the Academy, including all short-term and long-term financial resources and obligations.

Reporting the Academy’s Financial Activities

Statement of Net Position, Statement of Revenues, Expenses and Changes in Net Position and the Statement of Cash Flows

These documents look at all financial transactions and ask the question, “How did we do financially during 2023?” The Statement of Net Position and the Statement of Revenues, Expenses and Changes in Net Position answer this question. These statements include *all assets plus deferred outflows of resources, liabilities plus deferred inflows of resources, revenues and expenses* using the *accrual basis of accounting* similar to the accounting used by most private-sector companies. This basis of accounting will take into account all of the current year’s revenues and expenses regardless of when cash is received or paid.

These two statements report the Academy’s *net position* and changes in net position. This change in net position is important because it tells the reader that, for the Academy as a whole, the *financial position* of the Academy has improved or diminished. The causes of this change may be the result of many factors, some financial, some not.

The Statement of Cash Flows provides information about how the Academy finances and meets the cash flow needs of its operations.

**PERFORMANCE ACADEMY OF EASTLAND
FRANKLIN COUNTY, OHIO**

**MANAGEMENT’S DISCUSSION AND ANALYSIS
FOR THE FISCAL YEAR ENDED JUNE 30, 2023**

Notes to the Basic Financial Statements

The notes provide additional information that is essential to a full understanding of the data provided in the financial statements.

Required Supplementary Information

In addition to the basic financial statements and accompanying notes, this report presents certain required supplementary information concerning the Academy’s net pension liability and net OPEB liability/asset.

The table below provides a summary of the Academy’s net position for fiscal year 2023 and 2022.

	Net Position	
	2023	2022
<u>Assets</u>		
Current assets	\$ 174,553	\$ 321,779
Net OPEB asset	275,567	195,765
Capital assets, net of Amortization	846,931	967,921
Total Assets	1,297,051	1,485,465
<u>Deferred Outflows</u>		
Pension	671,710	689,694
OPEB	53,723	37,329
Total Deferred Outflows of Resources	725,433	727,023
<u>Liabilities</u>		
Current liabilities	282,027	424,176
Long-term liabilities:		
Leases Payable	789,871	893,320
Net Pension liability	2,598,448	1,486,139
Net OPEB liability	60,536	37,677
Total Liabilities	3,730,882	2,841,312
<u>Deferred Inflows</u>		
Pension	234,574	1,272,705
OPEB	317,379	301,553
Total Deferred Inflows of Resources	551,953	1,574,258
<u>Net Position</u>		
Net investment in capital assets	(46,389)	(23,325)
Unrestricted (Deficit)	(2,213,962)	(2,179,757)
Total Net Position	\$ (2,260,351)	\$ (2,203,082)

The net pension liability (NPL), the largest single liability reported by the School at June 30, 2023, the net OPEB liability (NOL) and the net OPEB asset are reported pursuant to GASB Statement 68, “Accounting and Financial Reporting for Pensions—an Amendment of GASB Statement 27”, and GASB Statement 75, “Accounting and Financial Reporting for Postemployment Benefits Other Than Pensions.” For reasons discussed below, many end users of this financial statement will gain a clearer understanding of the School’s actual financial condition by adding deferred inflows related to pension and OPEB, the net pension liability and the net OPEB liability to the reported net position and subtracting net OPEB asset and deferred outflows related to pension and OPEB.

**PERFORMANCE ACADEMY OF EASTLAND
FRANKLIN COUNTY, OHIO**

**MANAGEMENT’S DISCUSSION AND ANALYSIS
FOR THE FISCAL YEAR ENDED JUNE 30, 2023**

Governmental Accounting Standards Board standards are national and apply to all government financial reports prepared in accordance with generally accepted accounting principles. Prior accounting for pensions (GASB 27) and postemployment benefits (GASB 45) focused on a funding approach. This approach limited pension and OPEB costs to contributions annually required by law, which may or may not be sufficient to fully fund each plan’s *net pension liability* or *net OPEB liability*. GASB 68 and GASB 75 take an earnings approach to pension and OPEB accounting; however, the nature of Ohio’s statewide pension/OPEB plans and state law governing those systems requires additional explanation in order to properly understand the information presented in these statements.

GASB 68 and GASB 75 require the net pension liability and the net OPEB liability to equal the Academy’s proportionate share of each plan’s collective:

1. Present value of estimated future pension/OPEB benefits attributable to active and inactive employees’ past service
2. Minus plan assets available to pay these benefits

GASB notes that pension and OPEB obligations, whether funded or unfunded, are part of the “employment exchange” – that is, the employee is trading his or her labor in exchange for wages, benefits, and the promise of a future pension and other postemployment benefits. GASB noted that the unfunded portion of this promise is a present obligation of the government, part of a bargained-for benefit to the employee, and should accordingly be reported by the government as a liability since they received the benefit of the exchange. However, the Academy is not responsible for certain key factors affecting the balance of these liabilities. In Ohio, the employee shares the obligation of funding pension benefits with the employer. Both employer and employee contribution rates are capped by State statute. A change in these caps requires action of both Houses of the General Assembly and approval of the Governor. Benefit provisions are also determined by State statute. The Ohio revised Code permits, but does not require the retirement systems to provide healthcare to eligible benefit recipients. The retirement systems may allocate a portion of the employer contributions to provide for these OPEB benefits.

The employee enters the employment exchange with the knowledge that the employer’s promise is limited not by contract but by law. The employer enters the exchange also knowing that there is a specific, legal limit to its contribution to the retirement system. In Ohio, there is no legal means to enforce the unfunded liability of the pension/OPEB plan *as against the public employer*. State law operates to mitigate/lessen the moral obligation of the public employer to the employee, because all parties enter the employment exchange with notice as to the law. The retirement system is responsible for the administration of the pension and OPEB plans.

Most long-term liabilities have set repayment schedules or, in the case of compensated absences (i.e. sick and vacation leave), are satisfied through paid time-off or termination payments. There is no repayment schedule for the net pension liability or the net OPEB liability. As explained above, changes in benefits, contribution rates, and return on investments affect the balance of these liabilities, but are outside the control of the local government. In the event that contributions, investment returns, and other changes are insufficient to keep up with required payments, State statute does not assign/identify the responsible party for the unfunded portion. Due to the unique nature of how the net pension liability and the net OPEB liability are satisfied, these liabilities are separately identified within the long-term liability section of the statement of net position.

**PERFORMANCE ACADEMY OF EASTLAND
FRANKLIN COUNTY, OHIO**

**MANAGEMENT’S DISCUSSION AND ANALYSIS
FOR THE FISCAL YEAR ENDED JUNE 30, 2023**

In accordance with GASB 68 and GASB 75, the Academy’s statements prepared on an accrual basis of accounting include an annual pension expense and an annual OPEB expense for their proportionate share of each plan’s *change* in net pension liability and net OPEB liability/asset, respectively, not accounted for as deferred inflows/outflows.

Over time, net position can serve as a useful indicator of a government’s financial position. At June 30, 2023, the Academy’s net position was a deficit of \$2,260,351, a decrease of \$57,269 from previous year. The changes in deferred inflows and outflows and net pension liability, net OPEB liability and net OPEB asset are due to the recording of GASB 68 and 75. The changes in current assets and current liabilities are due to the increase in intergovernmental receivable from grants along with the corresponding accounts payable to the management company.

The table below provides a summary of the Academy’s change in net position for fiscal year 2023 and 2022.

Change in Net Position

	2023	2022
<u>Operating Revenues</u>		
State foundation	\$ 3,025,575	\$ 3,232,838
Other operating revenue	46,945	109,861
Total Operating Revenues	3,072,520	3,342,699
<u>Operating Expenses</u>		
Purchased services - management fees	4,036,122	4,369,187
Amortization	120,990	120,990
Other operating expenses	241,923	(61,850)
Total Operating Expenses	4,399,035	4,428,327
<u>Non-operating Revenues (Expenses)</u>		
Federal grants	1,302,942	1,365,228
Interest and Fiscal Charges	(52,074)	(52,335)
State grants	18,378	18,576
Total Non-operating Revenues (Expenses)	1,269,246	1,331,469
Change in net position	(57,269)	245,841
Net Position at the beginning of the year	(2,203,082)	(2,448,923)
Net Position at the end of the year	\$ (2,260,351)	\$ (2,203,082)

The revenue generated by a community school is almost entirely dependent on per-pupil allotment given by the state foundation and from federal entitlement programs. The Academy received less State foundation and federal and state grant revenues during fiscal year 2023 due to a decrease in school choice and food services funding.

The increase in other operating expenses was mainly due to an increase in the pension and OPEB expense for the pension accruals required by GASB Statement No. 68 and 75.

**PERFORMANCE ACADEMY OF EASTLAND
FRANKLIN COUNTY, OHIO**

**MANAGEMENT’S DISCUSSION AND ANALYSIS
FOR THE FISCAL YEAR ENDED JUNE 30, 2023**

Below is a comparison of other operating expense without the pension and OPEB expenses related to GASB 68 and GASB 75.

	<u>2023</u>	<u>2022</u>
Other operating expenses	\$ 207,272	\$ 211,788

See Note 5 and 6 for further information regarding GASB 68 and GASB 75.

Purchased services – Management Fees expense decreased by \$333,065 due to the decrease in foundation and grant revenue.

Capital Assets

As of June 30, 2023, the Academy had net capital assets of \$846,931 invested in intangible right-to-use lease – building. This is a decrease of \$120,990 from the balance of \$967,921 at July 1, 2022. See Note 10 for further information on capital assets.

Long-term Obligations

As of June 30, 2023, the Academy had Leases Payable balance of \$893,320 with \$103,449 that will be due within one year. This is a decrease of \$97,926 from the balance of \$991,246 at July 1, 2022. See Note 7 for further information on long-term liabilities.

Current Financial Related Activities

The Academy was formed in fiscal year 2011 through a contract with the Buckeye Hope Institute. In fiscal year 2011, enrollment was 64. The enrollment for fiscal year 2022 was 269, a decrease of 23 students from fiscal year 2022. The Academy receives its finances mostly from state aid. Per pupil base aid for fiscal year 2023 was \$7,352.

Contacting the Academy’s Financial Management

This financial report is designed to provide our citizens with a general overview of the Academy’s finances and to show the Academy’s accountability for the money it receives. If you have any questions about this report or need additional information, contact Mr. Todd Taylor, Treasurer, at Columbus Performance Academy, 2 Easton Oval, Suite 525, Columbus, Ohio 43219 or email at ttaylor@performanceacademies.com.

Basic Financial Statements

**PERFORMANCE ACADEMY OF EASTLAND
FRANKLIN COUNTY, OHIO**

**STATEMENT OF NET POSITION
JUNE 30, 2023**

ASSETS

Current Assets:

Cash and Cash Equivalents	\$	1,071
Receivables:		
Intergovernmental		171,964
Accounts		1,518
Total Current Assets		174,553

Noncurrent Assets:

Net OPEB Asset		275,567
Capital Assets, Net of Amortization		846,931
Total Noncurrent Assets		1,122,498
Total Assets		1,297,051

DEFERRED OUTFLOWS OF RESOURCES

Pension		671,710
OPEB		53,723
Total Deferred Outflows of Resources		725,433

LIABILITIES

Current Liabilities:

Accounts Payable		172,935
Intergovernmental Payable		1,549
Accrued Interest Payable		4,094
Leases Payable		103,449
Total Current Liabilities		282,027

Noncurrent Liabilities:

Leases Payable		789,871
Net Pension Liability		2,598,448
Net OPEB Liability		60,536
Total Noncurrent Liabilities		3,448,855
Total Liabilities		3,730,882

DEFERRED INFLOWS OF RESOURCES

Pension		234,574
OPEB		317,379
Total Deferred Inflows of Resources		551,953

NET POSITION

Net Investment in Capital Assets		(46,389)
Unrestricted (Deficit)		(2,213,962)
Total Net Position		\$ (2,260,351)

See accompanying notes to the basic financial statements

**PERFORMANCE ACADEMY OF EASTLAND
FRANKLIN COUNTY, OHIO**

**STATEMENT OF REVENUES, EXPENSES, AND CHANGES IN NET POSITION
FOR THE FISCAL YEAR ENDED JUNE 30, 2023**

OPERATING REVENUES

State Foundation	\$ 3,025,575
Other Operating Revenues	46,945
Total Operating Revenues	<u>3,072,520</u>

OPERATING EXPENSES

Purchased Services - management fees	4,036,122
Amortization	120,990
Other operating expenses	241,923
Total Operating Expenses	<u>4,399,035</u>
Operating Loss	<u>(1,326,515)</u>

NON-OPERATING REVENUES (EXPENSES)

Interest and Fiscal Charges	(52,074)
Federal grants	1,302,942
State grants	18,378
Total Nonoperating Revenues (Expenses)	<u>1,269,246</u>
Change in Net Position	(57,269)

Net Position - Beginning of Year	<u>(2,203,082)</u>
Net Position - End of Year	<u>\$ (2,260,351)</u>

See accompanying notes to the basic financial statements

**PERFORMANCE ACADEMY OF EASTLAND
FRANKLIN COUNTY, OHIO**

**STATEMENT OF CASH FLOWS
FOR THE FISCAL YEAR ENDED JUNE 30, 2023**

CASH FLOWS FROM OPERATING ACTIVITIES	
Cash Received from State of Ohio	\$ 3,025,721
Cash Received from Other Operations	46,945
Cash Payments for Purchased Services	(4,169,500)
Cash Payments for Other Expenses	<u>(207,272)</u>
Net Cash Used in Operating Activities	<u>(1,304,106)</u>
 CASH FLOWS FROM NONCAPITAL FINANCING ACTIVITIES	
Federal grants	1,433,271
State grants	<u>18,378</u>
Net Cash Provided by Noncapital Financing Activities	<u>1,451,649</u>
 CASH FLOWS FROM CAPITAL AND RELATED FINANCING ACTIVITIES	
Principal Paid on Lease Payable	(97,926)
Interest Paid on Leases Payable	<u>(52,074)</u>
Net Cash Used in Capital and Related Financing Activities	<u>(150,000)</u>
 Net Decrease in Cash and Cash Equivalents	 (2,457)
 Cash and Cash Equivalents - Beginning of Year	 <u>3,528</u>
Cash and Cash Equivalents - End of Year	<u>\$ 1,071</u>
 RECONCILIATION OF OPERATING LOSS TO NET CASH USED IN OPERATING ACTIVITIES	
Operating Loss	\$ (1,326,515)
Adjustments:	
Amortization	120,990
(Increase) Decrease in Assets and Deferred Outflows:	
Intergovernmental Receivable	7,365
Accounts Receivable	7,075
Net OPEB Asset	(79,802)
Deferred Outflow of Resources - Pensions	17,984
Deferred Outflow of Resources - OPEB	(16,394)
Increase (Decrease) in Liabilities and Deferred Inflows:	
Accounts Payable	(140,004)
Accrued Interest Payable	(449)
Intergovernmental Payable	(7,219)
Net Pension Liability	1,112,309
Net OPEB Liability	22,859
Deferred Inflow of Resources - Pensions	(1,038,131)
Deferred Inflow of Resources - OPEB	<u>15,826</u>
Net Cash Used in Operating Activities	<u>\$ (1,304,106)</u>

See accompanying notes to the basic financial statements

**PERFORMANCE ACADEMY OF EASTLAND
FRANKLIN COUNTY, OHIO**

**NOTES TO THE BASIC FINANCIAL STATEMENTS
FOR THE FISCAL YEAR ENDED JUNE 30, 2023**

NOTE 1: DESCRIPTION OF THE ACADEMY

The Performance Academy of Eastland (the “Academy”) has been approved as a tax-exempt status nonprofit corporation under Section 501c (3) of the Internal Revenue Code. It was established pursuant to Ohio Rev. Code Chapters 3314 and 1702 to address the needs of students in kindergarten through grade eight. Management is not aware of any course of action or series of events that have occurred that might adversely affect the Academy’s tax-exempt status.

The Academy, which is part of the State’s education program, is independent of any school district and is nonsectarian in its programs, admissions policies, employment practices, and all other operations. The Academy may sue and be sued, acquire facilities as needed, and contract for any services necessary for the operation of the Academy. The Academy contracts with Performance Academies Inc. for most of its functions. See Note 4.

The Academy was approved for operation under a contract with the Ohio Council of Community Schools (the Sponsor) for a period of ten years commencing in July 2008. The Sponsor is responsible for evaluating the performance of the Academy and has the authority to deny renewal of the contract at its expiration or terminate the contract prior to its expiration. Effective July 1, 2013, the Academy was under contract with the University of Toledo for a period of 10 years. The Academy entered into a sponsorship agreement with Ohio Council of Community Schools effective October 10, 2017 for a period ten of years and terminated the sponsorship agreement with the University of Toledo.

The Academy operates under the direction of a five-member Board of Directors (The Board). The Board is responsible for carrying out the provisions of the contract with the sponsor which include, but are not limited to, state-mandated provisions regarding student population, curriculum, academic goals, performance standards, admissions standards, and qualifications of teachers. The Board of Directors leases the Academy’s one instructional/support facility from Performance Academies, Inc. as noted in the management agreement. The facility is staffed with teaching personnel employed by Performance Academies, Inc. The Board also operates the following schools:

Columbus Preparatory and Fitness Academy	Columbus, Ohio
Northland Preparatory and Fitness Academy	Columbus, Ohio
Columbus Performance Academy	Columbus, Ohio
Whitehall Preparatory and Fitness Academy	Columbus, Ohio

Also, the Academy is associated with META Solutions, which is defined as a jointly governed organization. It is a computer consortium of area schools sharing computer resources (See Note 12).

NOTE 2: SUMMARY OF SIGNIFICANT ACCOUNTING POLICIES

The financial statements of the Academy have been prepared in conformity with accounting principles generally accepted in the United States of America (GAAP) as applied to governmental nonprofit organizations. The Governmental Accounting Standards Board (GASB) is the accepted standard-setting body for establishing governmental accounting and financial reporting principles. The more significant of the Academy’s accounting policies are described below.

**PERFORMANCE ACADEMY OF EASTLAND
FRANKLIN COUNTY, OHIO**

**NOTES TO THE BASIC FINANCIAL STATEMENTS
FOR THE FISCAL YEAR ENDED JUNE 30, 2023**

NOTE 2: SUMMARY OF SIGNIFICANT ACCOUNTING POLICIES (Continued)

A. Basis of Presentation

The Academy's basic financial statements consist of a Statement of Net Position, a Statement of Revenues, Expenses, and Changes in Net Position, and a Statement of Cash Flows.

Enterprise fund reporting focuses on the determination of the change in net position, financial position, and cash flows.

B. Measurement Focus

The accounting and financial reporting treatment applied to a fund is determined by its measurement focus. Enterprise accounting uses a flow of economic resources measurement focus. With this measurement focus, all assets and deferred outflows of resources and all liabilities and deferred inflows of resources are included on the statement of net position. The Statement of Changes in Net Position presents increases (i.e., revenues) and decreases (i.e., expenses) in net position. The Statement of Cash Flows provides information about how the Academy finances and meets cash flow needs of its enterprise activities.

C. Basis of Accounting

Basis of accounting determines when transactions are recorded in the financial records and reported on the financial statements. The Academy's financial statements are prepared using the accrual basis of accounting.

Revenue resulting from exchange transactions, in which each party gives and receives essentially equal value, is recorded on the accrual basis when the exchange takes place.

Non-exchange transactions, in which the Academy receives value without directly giving equal value in return, include grants, entitlements, and donations. Revenue from grants, entitlements and donations is recognized in the fiscal year in which all eligibility requirements have been satisfied. Eligibility requirements include timing requirements, which specify the year when the resources are required to be used or the fiscal year when use is first permitted, matching requirements, in which the Academy must provide local resources to be used for a specified purpose, and expenditure requirements, in which the resources are provided to the Academy on a reimbursement basis.

Expenses are recognized at the time they are incurred.

D. Deferred Outflows of Resources and Deferred Inflows of Resources

In addition to assets, the Statement of Net Position will sometimes report a separate section for deferred outflows of resources. Deferred outflows of resources represent a consumption of net assets that applies to a future period and will not be recognized as an outflow of resources (expense/expenditure) until then. For the Academy, deferred outflows of resources are reported on the statement of net position for pension and OPEB. The deferred outflows of resources related to pension and OPEB plans are explained in Notes 5 and 6.

**PERFORMANCE ACADEMY OF EASTLAND
FRANKLIN COUNTY, OHIO**

**NOTES TO THE BASIC FINANCIAL STATEMENTS
FOR THE FISCAL YEAR ENDED JUNE 30, 2023**

NOTE 2: SUMMARY OF SIGNIFICANT ACCOUNTING POLICIES (Continued)

D. Deferred Outflows of Resources and Deferred Inflows of Resources (Continued)

In addition to liabilities, the Statement of Net Position may report a separate section for deferred inflows of resources. Deferred inflows of resources represent an acquisition of net assets that applies to a future period and will not be recognized as an inflow of resources (revenue) until that time. For the Academy, deferred inflows of resources include pension and OPEB. These amounts are deferred and recognized as an inflow of resources in the period the amounts become available. See Note 5 and 6 for deferred inflows of resources related to the pension and OPEB plans.

E. Budgetary Process

Community schools are statutorily required to adopt a budget by Ohio Revised Code 3314.032(C). However, unlike traditional public schools located in the State of Ohio, community schools are not required to follow the specific budgetary process and limits set forth in the Ohio Revised Code Chapter 5705, unless specifically provided in the contract between the School and its Sponsor.

The contract between the Academy and its sponsor requires that monthly budget reports be prepared comparing actual for the month to budgeted amount for the month. It also requires that a variance report accompany the monthly reports identifying areas that may need to be adjusted to maintain a balanced budget. Monthly reports and timely presentations are to be furnished to the Board by the treasurer with recommendations for Board action to adjust the spending plan as appropriate action is warranted.

F. Cash Deposits

All cash received by the Academy is maintained in a demand deposit account.

G. Net Position

Net position represents the difference between the assets and deferred outflows and liabilities and deferred inflows. Net position is reported as restricted when there are limitations imposed on its use either through enabling legislation adopted by the Academy or through external restrictions imposed by creditors, grantors or laws or regulations of other governments. The Academy applies restricted resources first when an expense is incurred for purpose for which both restricted and unrestricted net position is available.

H. Concentration of Business and Current Risk

As of June 30, 2023, funds received from the federal and state of Ohio governments represented 98.93 percent of the revenues and intergovernmental receivable reported by the Academy. Accordingly, the risk exists that the ability to receive funds from these governments could affect the financial status of the Academy.

**PERFORMANCE ACADEMY OF EASTLAND
FRANKLIN COUNTY, OHIO**

**NOTES TO THE BASIC FINANCIAL STATEMENTS
FOR THE FISCAL YEAR ENDED JUNE 30, 2023**

NOTE 2: SUMMARY OF SIGNIFICANT ACCOUNTING POLICIES (Continued)

I. Deposits

The Academy maintains its cash balance in a demand deposit account. The balance is insured by the Federal Deposit Insurance Corporation (FDIC) for up to \$250,000. At June 30, 2023, the Academy's cash balance was \$1,071, and was fully covered by FDIC. The Academy had no investments at June 30, 2023, or during the fiscal year.

J. Estimates

The preparation of financial statements in conformity with GAAP requires management to make estimates and assumptions that affect the amounts reported in the financial statements and accompanying notes. Actual results may differ from those estimates.

K. Operating Revenues and Expenses

Operating revenues are those revenues that are generated directly from the primary activities. For the Academy, these revenues are primarily foundation payments from the state, sales for food services, and school fees. Operating expenses are necessary costs incurred to provide the goods or service that is the primary activity of the Academy. Revenues and expenses not meeting this definition are reported as non-operating.

L. Intergovernmental Revenues

The Academy currently participates in the State Foundation Program, Title I, Title II-A, Title IV-A, ESSER, ARP, IDEA B, Improving Teacher Quality, Special Education Additional Funding, Facilities Funding Grants, various State Restricted Grants and Nutrition Program. Revenue from the State Foundation Program is recognized as operating revenue in the accounting period in which all eligibility requirements have been met. Amounts awarded under State Foundation Program for fiscal year 2023 school year, excluding all other State and Federal grants, totaled \$3,025,575.

Revenues received from the remaining programs are recognized as non-operating revenues in the accompanying financial statements. Grants and entitlements are recognized as non-operating revenues in the accounting period in which all eligibility requirements have been met. State and Federal grants revenue for fiscal year 2023 was \$1,321,320.

M. Pensions/Other Postemployment Benefits (OPEB)

For purposes of measuring the net pension/OPEB liability, net OPEB asset, deferred outflows of resources and deferred inflows of resources related to pensions/OPEB, and pension/OPEB expense, information about the fiduciary net position of the pension/OPEB plans and additions to/deductions from their fiduciary net position have been determined on the same basis as they are reported by the pension/OPEB plan. For this purpose, benefit payments (including refunds of employee contributions) are recognized when due and payable in accordance with the benefit terms. The pension/OPEB plans report investments at fair value.

**PERFORMANCE ACADEMY OF EASTLAND
FRANKLIN COUNTY, OHIO**

**NOTES TO THE BASIC FINANCIAL STATEMENTS
FOR THE FISCAL YEAR ENDED JUNE 30, 2023**

NOTE 2: SUMMARY OF SIGNIFICANT ACCOUNTING POLICIES (Continued)

N. Accrued Liabilities and Long-term Obligations

All payables, accrued liabilities and long-term obligations are reported in the Statement of Net Position. The Academy has recognized certain expenses due, but unpaid as of June 30, 2023. These expenses are reported as accrued liabilities in the accompanying financial statements.

O. Contributions and Donations

Non-cash contributions and donations are recorded at their fair market value on the date donated.

P. Capital Assets and Amortization

Intangible right-to-use Lease – Buildings (“Buildings”) are stated at present value of future payments and are amortized on the straight-line method over their estimated useful lives. Buildings are recorded at historical cost on the date of conveyance. The Academy maintains a capitalization threshold of \$1,500. Upon the completion/termination of the lease agreement of the building, the cost and related amortization are removed from the accounts.

All reported capital assets are amortized. Amortization is computed using the straight-line method over the following useful lives:

<u>Assets</u>	<u>Years</u>
Intangible right-to-use Lease - Buildings	25

NOTE 3: CHANGE IN ACCOUNTING PRINCIPLES

During the fiscal year, the Academy implemented the following Governmental Accounting Standards Board (GASB) Statements and Guides:

GASB Implementation Guide 2021-1 provides clarification on issues related to previously established GASB guidance. These changes were incorporated in the Academy’s financial statements; however, there was no effect on the beginning net position/fund balance.

GASB Statement No. 91, *Conduit Debt Obligations*. The primary objectives of this Statement are to provide a single method of reporting conduit debt obligations by issuers and eliminate diversity in practice associated with (1) commitments extended by issuers, (2) arrangements associated with conduit debt obligations, and (3) related note disclosures. The implementation of this Statement did not have an effect on the financial statements of the Academy.

GASB Statement No. 94, *Public-Private and Public-Public Partnerships and Availability Payment Arrangements*. The primary objective of this Statement is to improve financial reporting by addressing issues related to public-private and public-public partnership arrangements (PPPs). Need to review and then conclude for each entity. The implementation of this Statement did not have an effect on the financial statements of the Academy.

**PERFORMANCE ACADEMY OF EASTLAND
FRANKLIN COUNTY, OHIO**

**NOTES TO THE BASIC FINANCIAL STATEMENTS
FOR THE FISCAL YEAR ENDED JUNE 30, 2023**

NOTE 3: CHANGE IN ACCOUNTING PRINCIPLES (Continued)

GASB Statement No. 96, *Subscription-Based Information Technology Arrangements*. This Statement provides guidance on the accounting and financial reporting for subscription-based information technology arrangements (SBITAs) for government end users (governments). This Statement (1) defines a SBITA; (2) establishes that a SBITA results in a right-to-use subscription asset—an intangible asset—and a corresponding subscription liability; (3) provides the capitalization criteria for outlays other than subscription payments, including implementation costs of a SBITA; and (4) requires note disclosures regarding a SBITA. The implementation of this Statement did not have an effect on the financial statements of the Academy.

GASB Statement No. 99, *Omnibus 2022*. The objectives of this Statement are to enhance comparability in accounting and financial reporting and to improve the consistency of authoritative literature by addressing (1) practice issues that have been identified during implementation and application of certain GASB Statements and (2) accounting and financial reporting for financial guarantees. The implementation of this Statement did not have an effect on the financial statements of the Academy.

NOTE 4: AGREEMENT WITH PERFORMANCE ACADEMIES, INC.

On March 1, 2010, the Academy contracted with Performance Academies, Inc., to provide educational programs that offer educational excellence and innovation based upon the Academy's unique school design, comprehensive educational program, and sound school and business principles and management methodologies. This contract remains in effect as long as the Academy continues to renew the contract and has entered into or is continuing to operate under any chartering school contract.

Under the contract Performance Academies, Inc. is responsible for providing educational and management services and products, human resources administration, including school personnel and business management, curricula, programs, contract administration and technology. Significant provisions of the contract are as follows:

A. Financial Provisions

Management Consulting and Operation Fee

The Academy pays Performance Academies, Inc. all state and federal per pupil allocations, transportation, technology or other operational funds, including private donations, endowments, or grants applied for on behalf of the Academy, except for 2 percent of the base state per pupil allocation. This 2 percent is to be retained by the Academy as a Board Reserve to be used by June 30 of each year for the Academy's benefit. The amount paid to Performance Academies, Inc. by the Academy is reflected in the Statement of Revenues, Expenses, and Changes in Net Position as Purchased Services - Management Fees operating expense.

The Academy's Financial Responsibility

The Academy uses the Board Reserve to pay Board members' compensation, expenses for fund raising and grant writing accomplished by the Academy, and other expenses for the benefit of the Academy at the Board's discretion. The actual transactions related to these expenditures are performed by Performance Academies, Inc. under the Academy's direction.

**PERFORMANCE ACADEMY OF EASTLAND
FRANKLIN COUNTY, OHIO**

**NOTES TO THE BASIC FINANCIAL STATEMENTS
FOR THE FISCAL YEAR ENDED JUNE 30, 2023**

NOTE 4: AGREEMENT WITH PERFORMANCE ACADEMIES, INC. (Continued)

A. Financial Provisions (Continued)

Performance Academies, Inc. Financial Responsibilities

Performance Academies, Inc. is responsible for the payment of all wages, compensation and expenses of Performance Academies, Inc. or the Academy including the Superintendent, Treasurer, assistants, administrators, clerical staff, and teachers. Performance Academies, Inc. is also responsible for janitorial services, worker's compensation, other insurance, necessary comprehensive or premises liability insurance, and attorney fees. Performance Academies, Inc. pays their own office expenses and supplies; leases for equipment and the Academy offices or facilities; and travel, lodging and other expenses incurred pursuant to services rendered by Performance Academies, Inc.

Financial Reporting by Performance Academies, Inc.

Performance Academies, Inc. shall provide the Academy's Board with a proposed and projected annual budget prior to opening each fiscal year, statements of all revenues received with respect to the Academy, and statements of all direct expenditures for services rendered to or on behalf of the Academy. Performance Academies, Inc. also provides consultation on annual audits in compliance with state law and regulations showing the manner in which funds are spent for the Academy.

Performance Academies, Inc. reports on the Academy's operations and finances on a quarterly basis and other information on a reasonably requested basis to enable the Board to monitor the performance of the Academy and to give it a reasonable opportunity to inspect, examine, audit and otherwise review the books, records, accounts, ledgers and other financial documents of Performance Academies, Inc. to the extent that they relate to or otherwise pertain to activities of the Academy.

Financial Reporting by the Academy

The Academy shall provide Performance Academies, Inc. with statements of all funds received by the Academy from grants applied for by the Academy, donations or endowments and statements of all expenditures and investments made with such funds, and with the Board Reserve funds.

B. Personnel

Performance Academies, Inc. selects and hires all teaching staff, administrative or other staff. They also evaluate, assign, discipline and transfer personnel. Performance Academies, Inc. also selects the Academy's Superintendent and establishes employment terms. During the first two years of operation, the Superintendent shall be a representative of Performance Academies, Inc. Performance Academies, Inc. determines the number of teachers needed for the operation of the Academy and selects and hires all teachers. The personnel who perform services at the Academy are employees or subcontractors or service providers of Performance Academies, Inc. and are paid by Performance Academies, Inc.

**PERFORMANCE ACADEMY OF EASTLAND
FRANKLIN COUNTY, OHIO**

**NOTES TO THE BASIC FINANCIAL STATEMENTS
FOR THE FISCAL YEAR ENDED JUNE 30, 2023**

NOTE 4: AGREEMENT WITH PERFORMANCE ACADEMIES, INC. (Continued)

C. Agreement Termination

Termination by the Academy

The Academy may terminate the Contract after prior written notice to Performance Academies, Inc. if the Academy ceases to be approved by the Ohio Department of Education as an Ohio Community School and the Academy or Performance Academies, Inc. cannot secure another sponsor; upon sixty days prior written notice in the event that Performance Academies, Inc. be guilty of a felony or fraud, gross negligence, or other act of willful or gross misconduct in the rendering of services under the Agreement, or in the event that Performance Academies, Inc. fails to remedy a material breach of its duties or obligation within six months after written notice of the breach is provided to Performance Academies, Inc. by the Academy, if Performance Academies, Inc. has failed to cure such breach during the first three months of the notice period.

Termination by Performance Academies, Inc.

Performance Academies, Inc. may terminate the Contract in the event the Academy materially breaches the Agreement and the Academy fails to remedy such a breach within ninety days of its receipt of written notice of such breach from Performance Academies, Inc.

This space intentionally left blank

**PERFORMANCE ACADEMY OF EASTLAND
FRANKLIN COUNTY, OHIO**

**NOTES TO THE BASIC FINANCIAL STATEMENTS
FOR THE FISCAL YEAR ENDED JUNE 30, 2023**

NOTE 5: DEFINED BENEFIT PENSION PLAN

A. Net Pension Liability

The net pension liability reported on the Statement of Net Position represents a liability to employees for pensions. Pensions are a component of exchange transactions—between an employer and its employees—of salaries and benefits for employee services. Pensions are provided to an employee—on a deferred-payment basis—as part of the total compensation package offered by an employer for employee services each financial period. The obligation to sacrifice resources for pensions is a present obligation because it was created as a result of employment exchanges that already have occurred.

The net pension liability represents the Academy’s proportionate share of each pension plan’s collective actuarial present value of projected benefit payments attributable to past periods of service, net of each pension plan’s fiduciary net position. The net pension liability calculation is dependent on critical long-term variables, including estimated average life expectancies, earnings on investments, cost of living adjustments and others. While these estimates use the best information available, unknowable future events require adjusting this estimate annually.

The Ohio Revised Code limits the Academy’s obligation for this liability to annually required payments. The Academy cannot control benefit terms or the manner in which pensions are financed; however, the Academy does receive the benefit of employees’ services in exchange for compensation including pension.

GASB 68 assumes the liability is solely the obligation of the employer, because (1) they benefit from employee services; and (2) State statute requires all funding to come from these employers. All contributions to date have come solely from these employers (which also includes costs paid in the form of withholdings from employees). State statute requires the pension plans to amortize unfunded liabilities within 30 years. If the amortization period exceeds 30 years, each pension plan’s board must propose corrective action to the State legislature. Any resulting legislative change to benefits or funding could significantly affect the net pension liability. Resulting adjustments to the net pension liability would be effective when the changes are legally enforceable.

The proportionate share of each plan’s unfunded benefits is presented as a long-term *net pension liability* on the accrual basis of accounting. Any liability for the contractually-required pension contribution outstanding at the end of the year is included in *intergovernmental payable*.

B. Plan Description - School Employees Retirement (SERS)

Plan Description –Academy non-teaching employees participate in SERS, a cost-sharing, multiple-employer defined benefit pension plan administered by SERS. SERS provides retirement, disability, and survivor benefits, annual cost-of-living adjustments, and death benefits to plan members and beneficiaries.

**PERFORMANCE ACADEMY OF EASTLAND
FRANKLIN COUNTY, OHIO**

**NOTES TO THE BASIC FINANCIAL STATEMENTS
FOR THE FISCAL YEAR ENDED JUNE 30, 2023**

NOTE 5: DEFINED BENEFIT PENSION PLAN (Continued)

B. Plan Description - School Employees Retirement System (SERS) (Continued)

Authority to establish and amend benefits is provided by Ohio Revised Code Chapter 3309. SERS issues a publicly available, stand-alone financial report that includes financial statements, required supplementary information, and detailed information about SERS' fiduciary net position. That report can be obtained by visiting the SERS website at www.ohsers.org under Employers/Audit Resources.

Age and service requirements for retirement are as follows:

	Eligible to Retire on or before August 1, 2017 *	Eligible to Retire on or after August 1, 2017
Full Benefits	Any age with 30 years of service credit	Age 67 with 10 years of service credit; or Age 57 with 30 years of service credit
Actuarially Reduced Benefits	Age 60 with 5 years of service credit Age 55 with 25 years of service credit	Age 62 with 10 years of service credit; or Age 60 with 25 years of service credit

* Members with 25 years of service credit as of August 1, 2017, will be included in this plan.

Annual retirement benefits are calculated based on final average salary multiplied by a percentage that varies based on years of service; 2.2 percent for the first thirty years of service and 2.5 percent for years of service credit over 30. Final average salary is the average of the highest three years of salary.

An individual whose benefit effective date is before April 1, 2018, is eligible for a cost-of-living adjustment (COLA) on the first anniversary date of the benefit. Beginning April 1, 2018, new benefit recipients must wait until the fourth anniversary of their benefit for COLA eligibility. The COLA is added each year to the base benefit amount on the anniversary date of the benefit. The COLA is indexed to the percentage increase in the CPI-W, not to exceed 2.5% and with a floor of 0.0%.

A three-year COLA suspension was in effect for all benefit recipients for calendar years 2018, 2019, and 2020. The Retirement Board approved a 2.5% COLA for calendar year 2022.

Funding Policy – Plan members are required to contribute 10 percent of their annual covered salary and the Academy is required to contribute 14 percent of annual covered payroll. The contribution requirements of plan members and employers are established and may be amended by the SERS' Retirement Board up to statutory maximum amounts of 10 percent for plan members and 14 percent for employers.

**PERFORMANCE ACADEMY OF EASTLAND
FRANKLIN COUNTY, OHIO**

**NOTES TO THE BASIC FINANCIAL STATEMENTS
FOR THE FISCAL YEAR ENDED JUNE 30, 2023**

NOTE 5: DEFINED BENEFIT PENSION PLAN (Continued)

B. Plan Description - School Employees Retirement System (SERS) (Continued)

The Retirement Board, acting with the advice of the actuary, allocates the employer contribution rate among four of the System's funds (Pension Trust Fund, Death Benefit Fund, Medicare B Fund, and Health Care Fund). For the fiscal year ended June 30, 2023, the allocation to pension, death benefits, and Medicare B was the entire 14.0 percent.

The Academy's contractually required contribution to SERS was \$26,235 for fiscal year 2023.

C. Plan Description - State Teachers Retirement System (STRS)

Plan Description –Academy licensed teachers and other faculty members participate in STRS Ohio, a cost-sharing, multiple-employer public employee retirement system administered by STRS. STRS provides retirement and disability benefits to members and death and survivor benefits to beneficiaries. STRS issues a stand-alone financial report that includes financial statements, required supplementary information, and detailed information about STRS' fiduciary net position. That report can be obtained by writing to STRS, 275 E. Broad St., Columbus, OH 43215-3771, by calling (888) 227-7877, or by visiting the STRS Web site at www.strsoh.org.

New members have a choice of three retirement plans; a Defined Benefit (DB) Plan, a Defined Contribution (DC) Plan, and a Combined Plan. Benefits are established by Ohio Revised Code Chapter 3307.

The DB plan offers an annual retirement allowance based on final average salary multiplied by a percentage that varies based on years of service. Effective August 1, 2015, the calculation is 2.2 percent of final average salary for the five highest years of earnings multiplied by all years of service. Eligibility changes will be phased in until August 1, 2023, when retirement eligibility for unreduced benefits will be five years of service credit and age 65, or 35 years of service credit at any age. Eligibility changes for DB plan members who retire with actuarially reduced benefits will be phased in until August 1, 2023 when retirement eligibility will be five years of qualifying service credit regardless of age.

The DC Plan allows members to place all of their member contributions and 9.53 percent of the 14 percent employer contributions into an investment account. Investment allocation decisions are determined by the member. The remaining 4.47 percent of the 14 percent employer rate is allocated to the defined benefit unfunded liability. A member is eligible to receive a retirement benefit at age 50 and termination of employment. The member may elect to receive a lifetime monthly annuity or a lump sum withdrawal.

**PERFORMANCE ACADEMY OF EASTLAND
FRANKLIN COUNTY, OHIO**

**NOTES TO THE BASIC FINANCIAL STATEMENTS
FOR THE FISCAL YEAR ENDED JUNE 30, 2023**

NOTE 5: DEFINED BENEFIT PENSION PLAN (Continued)

C. Plan Description State Teachers Retirement System (STRS) (Continued)

The Combined Plan offers features of both the DB Plan and the DC Plan. In the Combined Plan, 12.0 of the 14.0 percent member rates goes to the DC Plan and the remaining 2.0 percent goes to the DB plan. Member contributions to the DC plan are allocated among investment choices by the member, and contributions to the DB plan from the employer and the member are used to fund the defined benefit payment at a reduced level from the regular DB Plan. The defined benefit portion of the Combined Plan payment is payable to a member on or after age 60 with five years of services. The defined contribution portion of the account may be taken as a lump sum payment or converted to a lifetime monthly annuity after termination of employment at age 50 or later.

New members who choose the DC plan or Combined Plan will have another opportunity to reselect a permanent plan during their fifth year of membership. Members may remain in the same plan or transfer to another STRS plan. The optional annuitization of a member's defined contribution account or the defined contribution portion of a member's Combined Plan account to a lifetime benefit results in STRS bearing the risk of investment gain or loss on the account.

STRS has therefore included all three plan options in the GASB 68 schedules of employer allocation and pension amounts by employer.

A DB or Combined Plan member with five or more years of credited service who is determined to be disabled may qualify for a disability benefit. Eligible survivors of members who die before service retirement may qualify for monthly benefits. New members on or after July 1, 2013, must have at least ten years of qualifying service credit that apply for disability benefits. Members in the DC Plan who become disabled are entitled only to their account balance. If a member of the DC Plan dies before retirement benefits begin, the member's designated beneficiary is entitled to receive the member's account balance.

Funding Policy – Employer and member contribution rates are established by the State Teachers Retirement Board and limited by Chapter 3307 of the Ohio Revised Code. For the fiscal year ended June 30, 2023, plan members were required to contribute 14 percent of their annual covered salary. The Academy was required to contribute 14 percent; the entire 14 percent was the portion used to fund pension obligations. The fiscal year 2023 contribution rates were equal to the statutory maximum rates.

The Academy's contractually required contributions to STRS was \$171,490 for fiscal year 2023.

**PERFORMANCE ACADEMY OF EASTLAND
FRANKLIN COUNTY, OHIO**

**NOTES TO THE BASIC FINANCIAL STATEMENTS
FOR THE FISCAL YEAR ENDED JUNE 30, 2023**

NOTE 5: DEFINED BENEFIT PENSION PLAN (Continued)

D. Pension Liabilities, Pension Expense, and Deferred Outflows of Resources and Deferred Inflows of Resources Related to Pensions

The net pension liability was measured as of June 30, 2022, and the total pension liability used to calculate the net pension liability was determined by an actuarial valuation as of that date. The Academy's proportion of the net pension liability was based on the Academy's share of contributions to the pension plan relative to the contributions of all participating entities. Following is information related to the proportionate share and pension expense:

	<u>SERS</u>	<u>STRS</u>	<u>Total</u>
Proportion of the Net Pension Liability Prior Measurement Date	0.0035798%	0.010590220%	
Proportion of the Net Pension Liability Current Measurement Date	<u>0.0043011%</u>	<u>0.010642360%</u>	
Change in Proportionate Share	<u>0.0007213%</u>	<u>0.00005214%</u>	
Proportionate Share of the Net Pension Liability	\$232,637	\$2,365,811	\$2,598,448
Pension Expense	\$9,416	\$280,471	\$289,887

At June 30, 2023, the Academy reported deferred outflows of resources and deferred inflows of resources related to pensions from the following sources:

	<u>SERS</u>	<u>STRS</u>	<u>Total</u>
Deferred Outflows of Resources			
Differences between expected and actual experience	\$ 9,422	\$ 30,284	\$ 39,706
Changes of assumptions	2,294	283,117	285,411
Net difference between projected and actual earnings on pension plan investments	-	82,327	82,327
Changes in proportion and differences between Academy contributions and proportionate share of contributions	27,083	39,458	66,541
Academy contributions subsequent to the measurement date	<u>26,235</u>	<u>171,490</u>	<u>197,725</u>
Total Deferred Outflows of Resources	<u>\$ 65,034</u>	<u>\$ 606,676</u>	<u>\$ 671,710</u>
Deferred Inflows of Resources			
Differences between expected and actual experience	\$ 1,528	\$ 9,050	\$ 10,578
Changes of assumptions	-	213,105	213,105
Net difference between projected and actual earnings on pension plan investments	8,117	-	8,117
Changes in proportion and differences between Academy contributions and proportionate share of contributions	<u>2,774</u>	<u>-</u>	<u>2,774</u>
Total Deferred Inflows of Resources	<u>\$ 12,419</u>	<u>\$ 222,155</u>	<u>\$ 234,574</u>

**PERFORMANCE ACADEMY OF EASTLAND
FRANKLIN COUNTY, OHIO**

**NOTES TO THE BASIC FINANCIAL STATEMENTS
FOR THE FISCAL YEAR ENDED JUNE 30, 2023**

NOTE 5: DEFINED BENEFIT PENSION PLAN (Continued)

D. Pension Liabilities, Pension Expense, and Deferred Outflows of Resources and Deferred Inflows of Resources Related to Pensions (Continued)

\$197,725 reported as deferred outflows of resources related to pension resulting from Academy contributions subsequent to the measurement date will be recognized as a reduction of the net pension liability in the year ending June 30, 2024. Other amounts reported as deferred outflows of resources and deferred inflows of resources related to pension will be recognized in pension expense as follows:

	SERS	STRS	Total
Fiscal Year Ending June 30:			
2024	\$11,937	\$28,998	\$40,935
2025	12,551	6,256	18,807
2026	(11,598)	(62,150)	(73,748)
2027	13,490	239,927	253,417
Total	\$26,380	\$213,031	\$239,411

E. Actuarial Assumptions - SERS

SERS' total pension liability was determined by their actuaries in accordance with GASB Statement No. 67 as part of their annual actuarial valuation for each defined benefit retirement plan. Actuarial valuations of an ongoing plan involve estimates of the value of reported amounts (e.g., salaries, credited service) and assumptions about the probability of occurrence of events far into the future (e.g., mortality, disabilities, retirements, employment termination). Actuarially determined amounts are subject to continual review and potential modifications, as actual results are compared with past expectations and new estimates are made about the future.

Projections of benefits for financial reporting purposes are based on the substantive plan (the plan as understood by the employers and plan members) and include the types of benefits provided at the time of each valuation and the historical pattern of sharing benefit costs between the employers and plan members to that point. The projection of benefits for financial reporting purposes does not explicitly incorporate the potential effects of legal or contractual funding limitations.

Actuarial calculations reflect a long-term perspective. For a newly hired employee, actuarial calculations will take into account the employee's entire career with the employer and also take into consideration the benefits, if any, paid to the employee after termination of employment until the death of the employee and any applicable contingent annuitant. In many cases actuarial calculations reflect several decades of service with the employer and the payment of benefits after termination.

**PERFORMANCE ACADEMY OF EASTLAND
FRANKLIN COUNTY, OHIO**

**NOTES TO THE BASIC FINANCIAL STATEMENTS
FOR THE FISCAL YEAR ENDED JUNE 30, 2023**

NOTE 5: DEFINED BENEFIT PENSION PLAN (Continued)

E. Actuarial Assumptions - SERS (Continued)

Key methods and assumptions used in calculating the total pension liability in the latest actuarial valuation, prepared as of June 30, 2022, are presented below:

Wage Inflation	2.40 percent
Future Salary Increases, including inflation	3.25 percent to 13.58 percent
COLA or Ad Hoc COLA	2.0 percent, on and after April 1, 2018, COLA's for future retirees will be delayed for three years following commencement
Investment Rate of Return	7.00 percent net of System expenses
Actuarial Cost Method	Entry Age Normal

Mortality rates were based on the PUB-2010 General Employee Amount Weight Below Median Healthy Retiree mortality table projected to 2017 with ages set forward 1 year and adjusted 94.20% for males and set forward 2 years and adjusted 81.35% for females.

Mortality among disable members were based upon the PUB-2010 General Disabled Retiree mortality table projected to 2017 with ages set forward 5 years and adjusted 103.3% for males and set forward 3 years and adjusted 106.8% for females. Future improvement in mortality rates is reflected by applying the MP-2020 projection scale generationally.

The most recent experience study was completed June 30, 2020.

The long-term return expectation for the Pension Plan Investments has been determined using a building-block approach and assumes a time horizon, as defined in SERS' *Statement of Investment Policy*. A forecasted rate of inflation serves as the baseline for the return expectation. Various real return premiums over the baseline inflation rate have been established for each asset class. The long-term expected nominal rate of return has been determined by calculating a weighted averaged of the expected real return premiums for each asset class, adding the projected inflation rate, and adding the expected return from rebalancing uncorrelated asset classes. The target allocation and best estimates of arithmetic real rates of return for each major asset class are summarized in the following table:

Asset Class	Target Allocation	Long-Term Expected Real Rate of Return
Cash	2.00 %	(0.45) %
US Equity	24.75	5.37
Non-US Equity Developed	13.50	6.22
Non-US Equity Emerging	6.75	8.22
Fixed Income/Global Bonds	19.00	1.20
Private Equity	11.00	10.05
Real Estate/Real Assets	16.00	4.87
Multi-Asset Strategies	4.00	3.39
Private Debt/Private Credit	3.00	5.38
Total	100.00 %	

**PERFORMANCE ACADEMY OF EASTLAND
FRANKLIN COUNTY, OHIO**

**NOTES TO THE BASIC FINANCIAL STATEMENTS
FOR THE FISCAL YEAR ENDED JUNE 30, 2023**

NOTE 5: DEFINED BENEFIT PENSION PLAN (Continued)

E. Actuarial Assumptions - SERS (Continued)

Discount Rate The total pension liability was calculated using the discount rate of 7.00 percent. The projection of cash flows used to determine the discount rate assumed the contributions from employers and from the members would be computed based on contribution requirements as stipulated by State statute. Projected inflows from investment earning were calculated using the long-term assumed investment rate of return (7.00 percent).

Based on those assumptions, the plan's fiduciary net position was projected to be available to make all future benefit payments of current plan members. Therefore, the long-term expected rate of return on pension plan investments was applied to all periods of projected benefits to determine the total pension liability.

Sensitivity of the Academy's Proportionate Share of the Net Pension Liability to Changes in the Discount Rate Net pension liability is sensitive to changes in the discount rate, and to illustrate the potential impact the following table presents the net pension liability calculated using the discount rate of 7.00 percent, as well as what each plan's net pension liability would be if it were calculated using a discount rate that is one percentage point lower (6.00 percent), or one percentage point higher (8.00 percent) than the current rate.

	1% Decrease (6.00%)	Current Discount Rate (7.00%)	1% Increase (8.00%)
Academy's proportionate share of the net pension liability	\$342,430	\$232,637	\$140,137

F. Actuarial Assumptions – STRS

Key methods and assumptions used in the latest actuarial valuation, reflecting experience study results used in the July 1, 2022, actuarial valuation.

Inflation	2.50 percent
Projected salary increases	Varies by service from 2.5% to 8.5%
Investment Rate of Return	7.00 percent, net of investment expenses, including inflation
Discount Rate of Return	7.00 percent
Payroll Increases	3 percent
Cost-of-Living Adjustments	0.0 percent

**PERFORMANCE ACADEMY OF EASTLAND
FRANKLIN COUNTY, OHIO**

**NOTES TO THE BASIC FINANCIAL STATEMENTS
FOR THE FISCAL YEAR ENDED JUNE 30, 2023**

NOTE 5: DEFINED BENEFIT PENSION PLAN (Continued)

F. Actuarial Assumptions – STRS (Continued)

Post-retirement mortality rates are based on the Pub-2010 Teachers Healthy Annuitant Mortality Table, adjusted 110% for males, projected forward generationally using mortality improvement scale MP-2020. Pre-retirement mortality rates are based on Pub-2010 Teachers Employee Table adjusted 95% for females, projected forward generationally using mortality improvement scale MP-2020. Post-retirement disabled mortality rates are based on Pub-2010 Teachers Disable Annuitant Table projected forward generationally using mortality improvement scale MP-2020.

Actuarial assumptions used in the June 30, 2022 valuation are based on the results of an actuarial experience study for the period July 1, 2015 through June 30, 2021.

STRS Ohio’s investment consultant develops an estimate range for the investment return assumption based on the target allocation adopted by the Retirement Board. The target allocation and long-term expected rate of return for each major asset class are summarized as follows:

Asset Class	Target Allocation *	Long-Term Expected Real Rate of Return **
Domestic Equity	26.00 %	6.60 %
International Equity	22.00	6.80
Alternatives	19.00	7.38
Fixed Income	22.00	1.75
Real Estate	10.00	5.75
Liquidity Reserves	1.00	1.00
Total	100.00 %	

* Target allocation percentage is effective as of July 1, 2022. Target weights were phased in over a 3-month period concluding on October 1, 2022.

** 10-Year annualized geometric nominal returns, which include the real rate of return and inflation of 2.25% and does not include investment expenses. Over a 30-year period, STRS Ohio’s investment consultant indicates that the above target allocations should generate a return above the actuarial rate of return, without net value added by management.

Discount Rate The discount rate used to measure the total pension liability was 7.00 percent as of June 30, 2022. The projection of cash flows used to determine the discount rate assumes member and employer contributions will be made at the statutory contribution rates in accordance with rate increases described above. For this purpose, only employer contributions that are intended to fund benefits of current plan members and their beneficiaries are included.

**PERFORMANCE ACADEMY OF EASTLAND
FRANKLIN COUNTY, OHIO**

**NOTES TO THE BASIC FINANCIAL STATEMENTS
FOR THE FISCAL YEAR ENDED JUNE 30, 2023**

NOTE 5: DEFINED BENEFIT PENSION PLAN (Continued)

G. Actuarial Assumptions – STRS (Continued)

Based on those assumptions, STRS’ fiduciary net position was projected to be available to make all projected future benefit payments to current plan members as of June 30, 2022. Therefore, the long-term expected rate of return on pension plan investments of 7.00 percent was applied to all periods of projected benefit payment to determine the total pension liability as of June 30, 2022.

Sensitivity of the Academy's Proportionate Share of the Net Pension Liability to Changes in the Discount Rate The following table presents the Academy's proportionate share of the net pension liability calculated using the current period discount rate assumption of 7.00 percent, as well as what the Academy's proportionate share of the net pension liability would be if it were calculated using a discount rate that is one-percentage-point lower (6.00 percent) or one-percentage-point higher (8.00 percent) than the current rate:

	1% Decrease (6.00%)	Current Discount Rate (7.00%)	1% Increase (8.00%)
Academy's proportionate share of the net pension liability	\$3,573,878	\$2,365,811	\$1,344,159

Changes since measurement date Demographic assumptions were changed based on the actuarial experience study for the July 1, 2015, through June 30, 2021. STRS approved a one-time 1.00% cost-of-living adjustment to eligible benefit recipients effective July 1, 2023.

**PERFORMANCE ACADEMY OF EASTLAND
FRANKLIN COUNTY, OHIO**

**NOTES TO THE BASIC FINANCIAL STATEMENTS
FOR THE FISCAL YEAR ENDED JUNE 30, 2023**

NOTE 6: DEFINED BENEFIT OPEB PLAN

A. Net OPEB Liability/Asset

The net OPEB liability and net OPEB asset reported on the statement of net position represents a liability or asset to employees for OPEB. OPEB is a component of exchange transactions—between an employer and its employees—of salaries and benefits for employee services. OPEB are provided to an employee—on a deferred-payment basis—as part of the total compensation package offered by an employer for employee services each financial period. The obligation to sacrifice resources for OPEB is a present obligation because it was created as a result of employment exchanges that already have occurred.

The net OPEB liability and net OPEB asset represent the Academy’s proportionate share of each OPEB plan’s collective actuarial present value of projected benefit payments attributable to past periods of service, net of each OPEB plan’s fiduciary net position. The net OPEB liability and net OPEB asset calculations are dependent on critical long-term variables, including estimated average life expectancies, earnings on investments, cost-of-living adjustments and others. While these estimates use the best information available, unknowable future events require adjusting these estimates annually.

The Ohio Revised Code limits the Academy’s obligation for this liability to annually required payments. The Academy cannot control benefit terms or the manner in which OPEB are financed; however, the Academy does receive the benefit of employees’ services in exchange for compensation including OPEB.

GASB 75 assumes the liability is solely the obligation of the employer, because they benefit from employee services. OPEB contributions come from these employers and health care plan enrollees which pay a portion of the health care costs in the form of a monthly premium. The Ohio Revised Code permits, but does not require the retirement systems to provide healthcare to eligible benefit recipients. Any change to benefits or funding could significantly affect the net OPEB liability and net OPEB asset. Resulting adjustments to the net OPEB liability and net OPEB asset would be effective when the changes are legally enforceable. The retirement systems may allocate a portion of the employer contributions to provide for these OPEB benefits.

The proportionate share of each plan’s unfunded benefits is presented as a long-term *net OPEB liability* on the accrual basis of accounting. Any liability for the contractually-required OPEB contribution outstanding at the end of the year is included in *intergovernmental payable*.

B. Plan Description – School Employees Retirement System (SERS)

Health Care Plan Description - The Academy contributes to the SERS Health Care Fund, administered by SERS for non-certificated retirees and their beneficiaries. For GASB 75 purposes, this plan is considered a cost-sharing other postemployment benefit (OPEB) plan. SERS’ Health Care Plan provides healthcare benefits to eligible individuals receiving retirement, disability, and survivor benefits, and to their eligible dependents. Members who retire after June 1, 1986, need 10 years of service credit, exclusive of most types of purchased credit, to qualify to participate in SERS’ health care coverage.

**PERFORMANCE ACADEMY OF EASTLAND
FRANKLIN COUNTY, OHIO**

**NOTES TO THE BASIC FINANCIAL STATEMENTS
FOR THE FISCAL YEAR ENDED JUNE 30, 2023**

NOTE 6: DEFINED BENEFIT OPEB PLAN (Continued)

B. Plan Description – School Employees Retirement System (SERS) (Continued)

In addition to age and service retirees, disability benefit recipients and beneficiaries who are receiving monthly benefits due to the death of a member or retiree, are eligible for SERS' health care coverage. Most retirees and dependents choosing SERS' health care coverage are over the age of 65 and therefore enrolled in a fully insured Medicare Advantage plan; however, SERS maintains a traditional, self-insured preferred provider organization for its non-Medicare retiree population. For both groups, SERS offers a self-insured prescription drug program. Health care is a benefit that is permitted, not mandated, by statute. The financial report of the Plan is included in the SERS Annual Comprehensive Financial Report which can be obtained on SERS' website at www.ohsers.org under Employers/Audit Resources.

Access to health care for retirees and beneficiaries is permitted in accordance with Section 3309 of the Ohio Revised Code. The Health Care Fund was established and is administered in accordance with Internal Revenue Code Section 105(e). SERS' Retirement Board reserves the right to change or discontinue any health plan or program. Active employee members do not contribute to the Health Care Plan. The SERS Retirement Board established the rules for the premiums paid by the retirees for health care coverage for themselves and their dependents or for their surviving beneficiaries. Premiums vary depending on the plan selected, qualified years of service, Medicare eligibility, and retirement status.

Funding Policy - State statute permits SERS to fund the health care benefits through employer contributions. Each year, after the allocation for statutorily required pensions and benefits, the Retirement Board may allocate the remainder of the employer contribution of 14 percent of covered payroll to the Health Care Fund in accordance with the funding policy. For fiscal year 2023, there was no contribution made to health care. A health care surcharge on employers is collected for employees earning less than an actuarially determined minimum compensation amount, pro-rated if less than a full year of service credit was earned. For fiscal year 2023, this amount was \$25,000. Statutes provide that no employer shall pay a health care surcharge greater than 2 percent of that employer's SERS-covered payroll; nor may SERS collect in aggregate more than 1.5 percent of the total statewide SERS-covered payroll for the health care surcharge.

The surcharge, is the total amount assigned to the Health Care Fund. The Academy's contractually required contribution to SERS was \$0 for fiscal year 2023.

C. Plan Description – State Teachers Retirement System (STRS)

Plan Description – The State Teachers Retirement System of Ohio (STRS) administers a cost-sharing Health Plan administered for eligible retirees who participated in the defined benefit or combined pension plans offered by STRS. Ohio law authorizes STRS to offer this plan. Benefits include hospitalization, physicians' fees, prescription drugs and partial reimbursement of monthly Medicare Part B premiums. Medicare Part B monthly reimbursement elimination date was postponed indefinitely. The Plan is included in the report of STRS which can be obtained by visiting www.strsoh.org or by calling (888) 227-7877.

**PERFORMANCE ACADEMY OF EASTLAND
FRANKLIN COUNTY, OHIO**

**NOTES TO THE BASIC FINANCIAL STATEMENTS
FOR THE FISCAL YEAR ENDED JUNE 30, 2023**

NOTE 6: DEFINED BENEFIT OPEB PLAN (Continued)

C. Plan Description – State Teachers Retirement System (STRS) (Continued)

Funding Policy – Ohio Revised Code Chapter 3307 authorizes STRS to offer the Plan and gives the Retirement Board discretionary authority over how much, if any, of the health care costs will be absorbed by STRS. Active employee members do not contribute to the Health Care Plan. Nearly all health care plan enrollees, for the most recent year, pay a portion of the health care costs in the form of a monthly premium. Under Ohio law, funding for post-employment health care may be deducted from employer contributions, currently 14 percent of covered payroll. For the fiscal year ended June 30, 2023, STRS did not allocate any employer contributions to post-employment health care.

D. OPEB Liabilities, OPEB Asset, OPEB Expense, and Deferred Outflows of Resources and Deferred Inflows of Resources Related to OPEB

The net OPEB liability and net OPEB asset were measured as of June 30, 2022, and the total OPEB liability and asset used to calculate the net OPEB liability and net OPEB asset were determined by an actuarial valuation as of that date. The Academy's proportion of the net OPEB liability and net OPEB asset were based on the Academy's share of contributions to the respective retirement systems relative to the contributions of all participating entities. Following is information related to the proportionate share and OPEB expense:

	<u>SERS</u>	<u>STRS</u>	<u>Total</u>
Proportion of the Net OPEB Liability/asset Prior Measurement Date	0.0034449%	0.01059022%	
Proportion of the Net OPEB Liability/asset Current Measurement Date	<u>0.0043116%</u>	<u>0.01064236%</u>	
Change in Proportionate Share	<u>0.0008667%</u>	<u>0.00005214%</u>	
Proportionate Share of the Net OPEB Liability	\$ 60,536	\$ -	\$ 60,536
Proportionate Share of the Net OPEB Asset	\$ -	\$ (275,567)	\$ (275,567)
OPEB Expense	\$ (6,388)	\$ (51,123)	\$ (57,511)

**PERFORMANCE ACADEMY OF EASTLAND
FRANKLIN COUNTY, OHIO**

**NOTES TO THE BASIC FINANCIAL STATEMENTS
FOR THE FISCAL YEAR ENDED JUNE 30, 2023**

NOTE 6: DEFINED BENEFIT OPEB PLAN (Continued)

D. OPEB Liabilities, OPEB Asset, OPEB Expense, and Deferred Outflows of Resources and Deferred Inflows of Resources Related to OPEB (Continued)

At June 30, 2023, the Academy reported deferred outflows of resources and deferred inflows of resources related to OPEB from the following sources:

	<u>SERS</u>	<u>STRS</u>	<u>Total</u>
Deferred Outflows of Resources			
Differences between expected and actual experience	\$ 508	\$ 3,994	\$ 4,502
Changes of assumptions	9,630	11,737	21,367
Net difference between projected and actual earnings on pension plan investments	316	4,797	5,113
Changes in proportion and difference between Academy contributions and proportionate share of contributions	<u>21,806</u>	<u>935</u>	<u>22,741</u>
Total Deferred Outflows of Resources	<u>\$ 32,260</u>	<u>\$ 21,463</u>	<u>\$ 53,723</u>
Deferred Inflows of Resources			
Differences between expected and actual experience	\$ 38,723	\$ 41,381	\$ 80,104
Changes of assumptions	24,851	195,400	220,251
Changes in proportion and difference between Academy contributions and proportionate share of contributions	<u>14,268</u>	<u>2,756</u>	<u>17,024</u>
Total Deferred Inflows of Resources	<u>\$ 77,842</u>	<u>\$ 239,537</u>	<u>\$ 317,379</u>

**PERFORMANCE ACADEMY OF EASTLAND
FRANKLIN COUNTY, OHIO**

**NOTES TO THE BASIC FINANCIAL STATEMENTS
FOR THE FISCAL YEAR ENDED JUNE 30, 2023**

NOTE 6: DEFINED BENEFIT OPEB PLAN (Continued)

D. OPEB Liabilities, OPEB Asset, OPEB Expense, and Deferred Outflows of Resources and Deferred Inflows of Resources Related to OPEB (Continued)

Other amounts reported as deferred outflows of resources and deferred inflows of resources related to OPEB will be recognized in OPEB expense as follows:

	SERS	STRS	Total
Fiscal Year Ending June 30:			
2024	\$ (13,353)	\$ (64,662)	\$ (78,015)
2025	(18,217)	(63,151)	(81,368)
2026	(7,677)	(29,279)	(36,956)
2027	(3,939)	(12,244)	(16,183)
2028	(1,619)	(16,110)	(17,729)
Thereafter	(777)	(32,628)	(33,405)
Total	\$ (45,582)	\$ (218,074)	\$ (263,656)

E. Actuarial Assumptions – SERS

The total OPEB liability is determined by SERS’ actuaries in accordance with GASB Statement No. 74, as part of their annual actuarial valuation for each retirement plan. Actuarial valuations of an ongoing plan involve estimates of the value of reported amounts (e.g., salaries, credited service) and assumptions about the probability of occurrence of events far into the future (e.g., mortality, disabilities, retirements, employment terminations). Actuarially determined amounts are subject to continual review and potential modifications, as actual results are compared with past expectations and new estimates are made about the future.

Projections of benefits for financial reporting purposes are based on the substantive plan (the plan as understood by the employers and plan members) and include the types of benefits provided at the time of each valuation and the historical pattern of sharing benefit costs between the employers and plan members to that point. The projection of benefits for financial reporting purposes does not explicitly incorporate the potential effects of legal or contractual funding limitations.

Actuarial calculations reflect a long-term perspective. For a newly hired employee, actuarial calculations will take into account the employee's entire career with the employer and also take into consideration the benefits, if any, paid to the employee after termination of employment until the death of the employee and any applicable contingent annuitant. In many cases, actuarial calculations reflect several decades of service with the employer and the payment of benefits after termination.

**PERFORMANCE ACADEMY OF EASTLAND
FRANKLIN COUNTY, OHIO**

**NOTES TO THE BASIC FINANCIAL STATEMENTS
FOR THE FISCAL YEAR ENDED JUNE 30, 2023**

NOTE 6: DEFINED BENEFIT OPEB PLAN (Continued)

E. Actuarial Assumptions – SERS (Continued)

Key methods and assumptions used in calculating the total OPEB liability in the latest actuarial valuation date of June 30, 2022, are presented below:

Wage Inflation	2.40 percent
Future Salary Increases, including inflation	3.25 percent to 13.58 percent
Investment Rate of Return	7.00 percent net of investments expense, including inflation
Municipal Bond Index Rate:	
Measurement Date	3.69 percent
Prior Measurement Date	1.92 percent
Single Equivalent Interest Rate, net of plan investment expense, including price inflation	
Measurement Date	4.08 percent
Prior Measurement Date	2.27 percent
Medical Trend Assumption	7.00 to 4.40 percent
Prior Measurement Date	
Medicare	5.125 to 4.400 percent
Pre-Medicare	6.750 to 4.400 percent

Base Mortality: Healthy Retirees - PUB-2010 General Employee Amount Weighted Below Median Healthy Retiree mortality table projected to 2017 with ages set forward 1 year and adjusted 94.20% for males and set forward 2 years and adjusted 81.35% for females. Disabled Retirees - PUB-2010 General Disabled Retiree mortality table projected to 2017 with ages set forward 5 years and adjusted 103.3% for males and set forward 3 years and adjusted 106.8% for females. Contingent Survivors - PUB-2010 General Amount Weighted Below Median Contingent Survivor mortality table projected to 2017 with ages set forward 1 year and adjusted 105.5% for males and adjusted 122.5% for females. Actives - PUB-2010 General Amount Weighted Below Median Employee mortality table.

The most recent experience study was completed for the five-year period ended June 30, 2020.

The long-term expected rate of return on plan assets is reviewed as part of the actuarial five-year experience study. The most recent study covers fiscal years 2015 through 2020, and was adopted by the Board in 2021. Several factors are considered in evaluating the long-term rate of return assumption including long-term historical data, estimates inherent in current market data, and a log-normal distribution analysis in which best-estimate ranges of expected future real rates of return were developed by the investment consultant for each major asset class. These ranges were combined to produce the long-term expected rate of return, 7.00 percent, by weighting the expected future real rates of return by the target asset allocation percentage and then adding expected inflation. The capital market assumptions developed by the investment consultant are intended for use over a 10-year horizon and may not be useful in setting the long-term rate of return for funding pension plans which covers a longer timeframe.

**PERFORMANCE ACADEMY OF EASTLAND
FRANKLIN COUNTY, OHIO**

**NOTES TO THE BASIC FINANCIAL STATEMENTS
FOR THE FISCAL YEAR ENDED JUNE 30, 2023**

NOTE 6: DEFINED BENEFIT OPEB PLAN (Continued)

E. Actuarial Assumptions – SERS (Continued)

The assumption is intended to be a long-term assumption and is not expected to change absent a significant change in the asset allocation, a change in the inflation assumption, or a fundamental change in the market that alters expected returns in future years.

The target asset allocation and best estimates of arithmetic real rates of return for each major asset class, as used in the June 30, 2020 five-year experience study, are summarized as follows:

<u>Asset Class</u>	<u>Target Allocation</u>	<u>Long-Term Expected Real Rate of Return</u>
Cash	2.00 %	(0.45) %
US Equity	24.75	5.37
Non-US Equity Developed	13.50	6.22
Non-US Equity Emerging	6.75	8.22
Fixed Income/Global Bonds	19.00	1.20
Private Equity	11.00	10.05
Real Estate/Real Assets	16.00	4.87
Multi-Asset Strategy	4.00	3.39
Private Debt/Private Credit	3.00	5.38
Total	<u>100.00 %</u>	

Discount Rate The discount rate used to measure the total OPEB liability at June 30, 2022 was 4.08 percent. The discount rate used to measure total OPEB liability prior to June 30, 2022 was 2.27 percent. The projection of cash flows used to determine the discount rate assumed that contributions will be made from members and the System at the state statute contribution rate of 1.50 percent of projected covered employee payroll each year, which includes a 1.50 percent payroll surcharge and no contributions from the basic benefits plan. Based on these assumptions, the OPEB plan’s fiduciary net position was projected to become insufficient to make future benefit payments of current System members by SERS actuaries. The Municipal Bond Index Rate is used in the determination for the SEIR for both the June 30, 2022 and the June 30, 2021 total OPEB liability. The Municipal Bond Index rate is the single rate that will generate a present value of benefit payments equal to the sum of the present value determined by the long-term expected rate of return, and the present value determined by discounting those benefits after the date of depletion. The Municipal Bond Index rate is 3.69% at June 30, 2022 and 1.92% at June 30, 2021.

Sensitivity of the Academy's Proportionate Share of the Net OPEB Liability to Changes in the Discount Rate and Changes in the Health Care Cost Trend Rates The net OPEB liability is sensitive to changes in the discount rate and the health care cost trend rate. The following table presents the net OPEB liability of SERS, what SERS' net OPEB liability would be if it were calculated using a discount rate that is 1 percentage point lower (3.08%) and higher (5.08%) than the current discount rate (4.08%). Also shown is what SERS' net OPEB liability would be based on health care cost trend rates that are 1 percentage point lower (6.00% decreasing to 3.40%) and higher (8.00% decreasing to 5.40%) than the current rate (7.00% decreasing to 4.40%).

**PERFORMANCE ACADEMY OF EASTLAND
FRANKLIN COUNTY, OHIO**

**NOTES TO THE BASIC FINANCIAL STATEMENTS
FOR THE FISCAL YEAR ENDED JUNE 30, 2023**

NOTE 6: DEFINED BENEFIT OPEB PLAN (Continued)

E. Actuarial Assumptions – SERS (Continued)

	1% Decrease (3.08%)	Current Discount Rate (4.08%)	1% Increase (5.08%)
Academy's proportionate share of the net OPEB liability	\$ 75,186	\$ 60,536	\$ 48,708

	1% Decrease (6.00 % decreasing to 3.40%)	Current Trend Rate (7.00 % decreasing to 4.40%)	1% Increase (8.00 % decreasing to 5.40%)
Academy's proportionate share of the net OPEB liability	\$ 46,684	\$ 60,536	\$ 78,628

F. Actuarial Assumptions – STRS

Key methods and assumptions used in the latest actuarial valuation, reflecting experience study results used in the June 30, 2022, actuarial valuation is presented below:

Projected salary increases	Varies by service from 2.5 percent to 8.5 percent	
Investment Rate of Return	7.00 percent, net of investment expenses, including inflation	
Payroll Increases	3 percent	
Cost-of-Living Adjustments	0 percent	
Discount Rate of Return	7.00 percent	
Health Care Cost Trends	Initial	Ultimate
Medical		
Pre-Medicare	7.50 percent	3.94 percent
Medicare	-68.78 percent	3.94 percent
Prescription Drug		
Pre-Medicare	9.00 percent	3.94 percent
Medicare	5.47 percent	3.94 percent

Projections of benefits include the historical pattern of sharing benefit costs between the employers and retired plan members.

**PERFORMANCE ACADEMY OF EASTLAND
FRANKLIN COUNTY, OHIO**

**NOTES TO THE BASIC FINANCIAL STATEMENTS
FOR THE FISCAL YEAR ENDED JUNE 30, 2023**

NOTE 6: DEFINED BENEFIT OPEB PLAN (Continued)

F. Actuarial Assumptions – STRS (Continued)

For healthy retirees the post-retirement mortality rates are based on the Pub-2010 Teachers Healthy Annuitant Mortality Table, adjusted 110% for males, projected forward generationally using mortality improvement scale MP-2020; pre-retirement mortality rates are based on Pub-2010 Teachers Employee Table adjusted 95% for females, projected forward generationally using mortality improvement scale MP-2020. For disabled retirees, mortality rates are based on the Pub-2010 Teachers Disabled Annuitant Table projected forward generationally using mortality improvement scale MP-2020.

Actuarial assumptions used in the June 30, 2022 valuation is based on the results of an actuarial experience study for the period July 1, 2015 through June 30, 2021.

STRS' investment consultant develops an estimate range for the investment return assumption based on the target allocation adopted by the Retirement Board. The target allocation and long-term expected rate of return for each major asset class are summarized as follows:

<u>Asset Class</u>	<u>Target Allocation *</u>	<u>Long-Term Expected Rate of Return **</u>
Domestic Equity	26.00 %	6.60 %
International Equity	22.00	6.80
Alternatives	19.00	7.38
Fixed Income	22.00	1.75
Real Estate	10.00	5.75
Liquidity Reserves	1.00	1.00
Total	<u>100.00 %</u>	

* Target allocation percentage is effective July 1, 2022. Target weights were phased in over a 3-month period concluding October 1, 2022.

** 10 year annualized geometric nominal returns, which include the real rate of return and inflation of 2.25 percent and does not include investment expenses. Over a 30-year period, STRS' investment consultant indicates that the above target allocations should generate a return above the actual rate of return, without net value added by management.

**PERFORMANCE ACADEMY OF EASTLAND
FRANKLIN COUNTY, OHIO**

**NOTES TO THE BASIC FINANCIAL STATEMENTS
FOR THE FISCAL YEAR ENDED JUNE 30, 2023**

NOTE 6: DEFINED BENEFIT OPEB PLAN (Continued)

F. Actuarial Assumptions – STRS (Continued)

Discount Rate The discount rate used to measure the total OPEB liability was 7.00 percent as of June 30, 2022. The projection of cash flows used to determine the discount rate assumes STRS Ohio continues to allocate no employer contributions to the health care fund. Based on these assumptions, the OPEB plan’s fiduciary net position was projected to be available to make all projected future benefit payments to current plan members. Therefore, the long-term expected rate of return on health care plan investments of 7.00 percent was used to measure the total OPEB liability as of June 30, 2022.

Sensitivity of the Academy’s Proportionate Share of the Net OPEB Asset to Changes in the Discount and Health Care Cost Trend Rate The following table represents the net OPEB asset as of June 30, 2022, calculated using the current period discount rate assumption of 7.00 percent, as well as what the net OPEB asset would be if it were calculated using a discount rate that is one percentage point lower (6.00 percent) or one percentage point higher (8.00 percent) than the current assumption.

Also shown is the net OPEB asset as if it were calculated using health care cost trend rates that are one percentage point lower or one percentage point higher than the current health care cost trend rates.

	1% Decrease (6.00%)	Current Discount Rate (7.00%)	1% Increase (8.00%)
Academy's proportionate share of the net OPEB asset	\$ 254,754	\$ 275,567	\$ 293,394
	1% Decrease	Current Trend Rate	1% Increase
Academy's proportionate share of the net OPEB asset	\$ 285,829	\$ 275,567	\$ 262,612

Benefit Term Changes Since the Prior Measurement Date Salary increase rates were updated based on the actuarial experience study for the period July 1, 2015 through June 30, 2021 and were changed from age based to service based. Healthcare trends were updated to reflect emerging claims and recoveries experience.

**PERFORMANCE ACADEMY OF EASTLAND
FRANKLIN COUNTY, OHIO**

**NOTES TO THE BASIC FINANCIAL STATEMENTS
FOR THE FISCAL YEAR ENDED JUNE 30, 2023**

NOTE 7: LONG-TERM OBLIGATIONS

The Academy's long-term obligations during the year consist of the following:

	Balance <u>July 1, 2022</u>	<u>Additions</u>	<u>Reductions</u>	Balance <u>June 30, 2023</u>	Amounts Due in <u>One Year</u>
Leases Payable	\$ 991,246	\$ -	\$(97,926)	\$ 893,320	\$ 103,449
Net pension liability:					
STRS	1,354,054	1,011,757	-	2,365,811	-
SERS	132,085	100,552	-	232,637	-
Total net pension liability	1,486,139	1,112,309	-	2,598,448	-
Net OPEB liability - SERS	37,677	22,859	-	60,536	-
<i>Total Long-Term Liabilities</i>	<u>\$2,515,062</u>	<u>\$1,135,168</u>	<u>\$(97,926)</u>	<u>\$ 3,552,304</u>	<u>\$ 103,449</u>

There is no repayment schedule for the net pension liability and net OPEB liability; however, employer pension and OPEB contributions are made from the General Fund. For additional information related to the net pension liability and net OPEB liability see Notes 5 and 6.

Leases Payable

On April 17, 2015, the Academy entered into a lease agreement with Sylvestre Eastland, LLC for the right-to-use their building for Academy operations. The commenced on May 1, 2015 and run through June 30, 2030 with no current options to extend. The Academy makes monthly payments in the amount \$12,500 a month and the Academy will pay that amount through fiscal year 2025. At which time, the monthly payments will increase to \$13,000 per month and continue through the remainder of the agreement.

The following is the schedule of future lease payments:

For the year ended	<u>Principal</u>	<u>Interest</u>	<u>Total Payments</u>
2024	\$ 103,449	\$ 46,551	\$ 150,000
2025	109,285	40,715	150,000
2026	121,603	34,397	156,000
2027	128,462	27,538	156,000
2028	135,708	20,292	156,000
2029-2030	294,813	17,187	312,000
Total Future Payments	<u>\$ 893,320</u>	<u>\$ 186,680</u>	<u>\$ 1,080,000</u>

**PERFORMANCE ACADEMY OF EASTLAND
FRANKLIN COUNTY, OHIO**

**NOTES TO THE BASIC FINANCIAL STATEMENTS
FOR THE FISCAL YEAR ENDED JUNE 30, 2023**

NOTE 8: RECEIVABLES

Receivables at June 30, 2023, consisted of intergovernmental receivables arising from grants and entitlements and other receivables. All receivables are considered collectable in full. A summary of the intergovernmental receivables follows:

Intergovernmental Receivables:	<u>Amount</u>
IDEA B - Special Education	\$ 7,688
Title I	32,037
Title II-A	1,247
IDEA	541
Title IV-A	1,474
Title III	1,816
School Improvement, Title I	3,893
ARP ESSER	109,379
Expanding Opportunities	<u>13,889</u>
Total Intergovernmental Receivables	<u>\$ 171,964</u>

NOTE 9: PURCHASED SERVICES

For the period ended June 30, 2023, purchased service expenses represent management services rendered by Performance Academies, Inc. (See Note 4) and STRS and SERS expenses made by the Academy on behalf of Performance Academies, Inc.

Purchased Service Agreement	\$ 4,036,122
SERS and STRS Expenses	<u>241,923</u>
Total Purchased Service	<u>\$ 4,278,045</u>

NOTE 10 - CAPITAL ASSETS

A summary of the Academy's capital assets at June 30, 2023 is as follows:

	<u>Balance 7/1/2022</u>	<u>Additions</u>	<u>Disposals</u>	<u>Balance 6/30/2023</u>
Capital assets being amortized				
Intangible right-to-use Lease - Buildings	\$ 1,088,911	\$ -	\$ -	\$ 1,088,911
Accumulated Depreciation				
Intangible right-to-use Lease - Buildings	<u>(120,990)</u>	<u>(120,990)</u>	<u>-</u>	<u>(241,980)</u>
Capital assets, being amortized, net	<u>\$ 967,921</u>	<u>\$ (120,990)</u>	<u>\$ -</u>	<u>\$ 846,931</u>

**PERFORMANCE ACADEMY OF EASTLAND
FRANKLIN COUNTY, OHIO**

**NOTES TO THE BASIC FINANCIAL STATEMENTS
FOR THE FISCAL YEAR ENDED JUNE 30, 2023**

NOTE 11: CONTINGENCIES

A. Grants

The Academy received financial assistance from federal and state agencies in the form of grants. The disbursement of funds received under these programs generally requires compliance with terms and conditions specified in the grant agreements and are subject to audit by the grantor agencies. Any disallowed claims resulting from such audits could become a liability of the Academy. However, in the opinion of management, any such disallowed claims will not have a material adverse effect on the overall financial position of the academy at June 30, 2023.

B. State Foundation Funding

School foundation funding is based on the annualized full-time equivalent (FTE) enrollment of each student. However, there is an important nexus between attendance and enrollment for Foundation funding purposes. Community schools must provide documentation that clearly demonstrates students have participated in learning opportunities. The Ohio Department of Education (ODE) is legislatively required to adjust/reconcile funding as enrollment information is updated by schools throughout the State, which can extend past the fiscal year end.

Under Ohio Rev. Code Section 3314.08, ODE may also perform a FTE review for the fiscal year that may result in an additional adjustment to the enrollment information as well as claw backs of Foundation funding due to a lack of evidence to support student participation and other matters of noncompliance. ODE did not perform such a review on the Academy for fiscal year 2023.

As of the date of this report, all ODE adjustments for fiscal year 2023 have been finalized.

C. Litigation

The Academy is not involved in any litigation that, in the opinion of management, would have a material effect on the financial statements.

**NOTE 12: METROPOLITAN EDUCATIONAL TECHNOLOGY ASSOCIATION (META)
SOLUTIONS**

The Academy is a participant in META Solutions which is a computer consortium. META Solutions develops, implements and supports the technology and instructional needs of schools in a cost-effective manner. META Solutions provides instructional, core, technology and purchasing services for its member districts. The Board of Directors consists of the Superintendents from eleven of the member districts. Financial information can be obtained from Dave Varda, who serves as Chief Financial Officer, 100 Executive Drive, Marion, Ohio 43302.

**PERFORMANCE ACADEMY OF EASTLAND
FRANKLIN COUNTY, OHIO**

**NOTES TO THE BASIC FINANCIAL STATEMENTS
FOR THE FISCAL YEAR ENDED JUNE 30, 2023**

NOTE 13: MANAGEMENT COMPANY EXPENSES

For the fiscal year ended June 30, 2023, Performance Academies, Inc. incurred the following expenses on behalf of the Academy:

Direct Expenses:	
Salaries & Wages	
Regular Instruction	\$ 501,367
Special Instruction	340,113
Other Instruction	105,525
Support Services	549,446
Employees' Benefits	
Regular Instruction	377,404
Special Instruction	78,836
Other Instruction	18,674
Support Services	141,606
Professional and Technical Services	
Regular Instruction	11,102
Special Instruction	109,639
Other Instruction	1,955
Support Services	322,004
Property Services	
Support Services	256,158
Noninstructional Activities	488,777
Utilities	80,565
Contracted Services	275,669
Other Purchased Services	157,545
Supplies	
Regular Instruction	80,353
Other Instruction	1,639
Support Services	67,810
Other Direct Costs	18,891
Total Expenses	<u>\$ 3,985,078</u>

Overhead charges of \$747,109 included in direct costs are assigned to the Academy based on a percentage of FTE students per Academy. These charges represent the indirect cost of services in the operation of the Academy. Such services include but are not limited to, facilities management, equipment, operational support services, management and management consulting, board relations, human resources, management, training and orientation financial reporting and compliance, purchasing and procurement, education services, technology support and marketing communications.

**PERFORMANCE ACADEMY OF EASTLAND
FRANKLIN COUNTY, OHIO**

**NOTES TO THE BASIC FINANCIAL STATEMENTS
FOR THE FISCAL YEAR ENDED JUNE 30, 2023**

NOTE 14: RISK MANAGEMENT

The Academy is exposed to various risks of loss related to torts: theft of, damage to, and destruction of assets' errors and omissions, and natural disasters. As part of its management agreement with Performance Academies, Inc., Performance Academies, Inc. has contracted with an insurance company for property and general liability insurance pursuant to the Management Agreement. There was no significant reduction in insurance coverage from the prior year and claims have not exceeded insurance coverage over the past three years.

**PERFORMANCE ACADEMY OF EASTLAND
FRANKLIN COUNTY, OHIO**

SCHEDULES OF REQUIRED SUPPLEMENTARY INFORMATION

SCHEDULE OF THE ACADEMY'S PROPORTIONATE SHARE OF THE NET PENSION LIABILITY
SCHOOL EMPLOYEES' RETIREMENT SYSTEM (SERS) OF OHIO
LAST TEN FISCAL YEARS

	<u>2023</u>	<u>2022</u>	<u>2021</u>	<u>2020</u>
Academy's Proportion of the Net Pension Liability	0.0043011%	0.0035798%	0.0035798%	0.0037789%
Academy's Proportionate Share of the Net Pension Liability	\$ 232,637	\$ 132,085	\$ 132,085	\$ 249,944
Academy's Covered Payroll	\$ 163,821	\$ 124,621	\$ 130,150	\$ 159,081
Academy's Proportionate Share of the Net Pension Liability as a Percentage of its Covered Payroll	142.01%	105.99%	101.49%	157.12%
Plan Fiduciary Net Position as a Percentage of the Total Pension Liability	75.82%	82.86%	68.55%	70.85%

Amounts presented as of the Academy's measurement date which is the prior fiscal period end.

See accompanying notes to the required supplementary information

2019	2018	2017	2016	2015	2014
0.0046313%	0.0046369%	0.0042863%	0.0029313%	0.002908%	0.001807%
\$ 277,099	\$ 265,565	\$ 256,098	\$ 214,544	\$ 165,939	\$ 91,451
\$ 155,667	\$ 137,386	\$ 91,036	\$ 87,549	\$ 52,511	\$ 67,543
178.01%	193.30%	281.32%	245.06%	316.01%	135.40%
71.36%	69.50%	62.98%	69.16%	71.70%	65.52%

**PERFORMANCE ACADEMY OF EASTLAND
FRANKLIN COUNTY, OHIO**

SCHEDULES OF REQUIRED SUPPLEMENTARY INFORMATION

SCHEDULE OF THE ACADEMY'S PROPORTIONATE SHARE OF THE NET PENSION LIABILITY
STATE TEACHERS' RETIREMENT SYSTEM (STRS) OF OHIO
LAST TEN FISCAL YEARS

	<u>2023</u>	<u>2022</u>	<u>2021</u>	<u>2020</u>
Academy's Proportion of the Net Pension Liability	0.01064236%	0.01059022%	0.01057927%	0.01029399%
Academy's Proportionate Share of the Net Pension Liability	\$ 2,365,811	\$ 1,354,054	\$ 2,559,807	\$ 2,276,453
Academy's Covered Payroll	\$ 1,383,557	\$ 1,306,764	\$ 1,283,893	\$ 1,208,557
Academy's Proportionate Share of the Net Pension Liability as a Percentage of its Covered Payroll	170.99%	103.62%	199.38%	188.36%
Plan Fiduciary Net Position as a Percentage of the Total Pension Liability	78.90%	87.80%	75.50%	77.40%

Amounts presented as of the Academy's measurement date which is the prior fiscal period end.

See accompanying notes to the required supplementary information

2019	2018	2017	2016	2015	2014
0.01006329%	0.01024590%	0.01031727%	0.00975799%	0.00924077%	0.00924077%
\$ 2,212,691	\$ 2,433,936	\$ 3,452,501	\$ 2,696,823	\$ 2,247,675	\$ 2,677,416
\$ 1,144,029	\$ 1,126,414	\$ 1,085,579	\$ 1,018,086	\$ 944,154	\$ 744,600
193.41%	216.08%	318.03%	264.89%	238.06%	359.58%
77.31%	75.29%	66.80%	72.10%	74.70%	69.30%

**PERFORMANCE ACADEMY OF EASTLAND
FRANKLIN COUNTY, OHIO**

SCHEDULES OF REQUIRED SUPPLEMENTARY INFORMATION

SCHEDULE OF ACADEMY CONTRIBUTIONS - PENSION
SCHOOL EMPLOYEES' RETIREMENT SYSTEM (SERS) OF OHIO
LAST TEN FISCAL YEARS

	<u>2023</u>	<u>2022</u>	<u>2021</u>	<u>2020</u>
Contractually Required Contribution	\$ 26,235	\$ 22,935	\$ 17,447	\$ 18,221
Contributions in Relation to the Contractually Required Contribution	<u>(26,235)</u>	<u>(22,935)</u>	<u>(17,447)</u>	<u>(18,221)</u>
Contribution Deficiency (Excess)	<u>\$ -</u>	<u>\$ -</u>	<u>\$ -</u>	<u>\$ -</u>
Academy Covered Payroll	\$ 187,393	\$ 163,821	\$ 124,621	\$ 130,150
Contributions as a Percentage of Covered Payroll	14.00%	14.00%	14.00%	14.00%

See accompanying notes to the required supplementary information

<u>2019</u>	<u>2018</u>	<u>2017</u>	<u>2016</u>	<u>2015</u>	<u>2014</u>
\$ 21,476	\$ 21,015	\$ 19,234	\$ 12,745	\$ 11,539	\$ 7,278
<u>(21,476)</u>	<u>(21,015)</u>	<u>(19,234)</u>	<u>(12,745)</u>	<u>(11,539)</u>	<u>(7,278)</u>
<u>\$ -</u>	<u>\$ -</u>	<u>\$ -</u>	<u>\$ -</u>	<u>\$ -</u>	<u>\$ -</u>
\$ 159,081	\$ 155,667	\$ 137,386	\$ 91,036	\$ 87,549	\$ 52,511
13.50%	13.50%	14.00%	14.00%	13.18%	13.86%

**PERFORMANCE ACADEMY OF EASTLAND
FRANKLIN COUNTY, OHIO**

SCHEDULES OF REQUIRED SUPPLEMENTARY INFORMATION

SCHEDULE OF ACADEMY CONTRIBUTIONS - PENSION
STATE TEACHERS' RETIREMENT SYSTEM (STRS) OF OHIO
LAST TEN FISCAL YEARS

	<u>2023</u>	<u>2022</u>	<u>2021</u>	<u>2020</u>
Contractually Required Contribution	\$ 171,490	\$ 193,698	\$ 182,947	\$ 179,745
Contributions in Relation to the Contractually Required Contribution	<u>(171,490)</u>	<u>(193,698)</u>	<u>(182,947)</u>	<u>(179,745)</u>
Contribution Deficiency (Excess)	<u>\$ -</u>	<u>\$ -</u>	<u>\$ -</u>	<u>\$ -</u>
Academy Covered Payroll	\$ 1,224,929	\$ 1,383,557	\$ 1,306,764	\$ 1,283,893
Contributions as a Percentage of Covered Payroll	14.00%	14.00%	14.00%	14.00%

See accompanying notes to the required supplementary information

<u>2019</u>	<u>2018</u>	<u>2017</u>	<u>2016</u>	<u>2015</u>	<u>2014</u>
\$ 169,198	\$ 160,164	\$ 157,698	\$ 151,981	\$ 142,532	\$ 122,740
<u>(169,198)</u>	<u>(160,164)</u>	<u>(157,698)</u>	<u>(151,981)</u>	<u>(142,532)</u>	<u>(122,740)</u>
<u>\$ -</u>	<u>\$ -</u>	<u>\$ -</u>	<u>\$ -</u>	<u>\$ -</u>	<u>\$ -</u>
\$ 1,208,557	\$ 1,144,029	\$ 1,126,414	\$ 1,085,579	\$ 1,018,086	\$ 944,154
14.00%	14.00%	14.00%	14.00%	14.00%	13.00%

**PERFORMANCE ACADEMY OF EASTLAND
FRANKLIN COUNTY, OHIO**

SCHEDULES OF REQUIRED SUPPLEMENTARY INFORMATION

SCHEDULE OF THE ACADEMY'S PROPORTIONATE SHARE OF THE NET OPEB LIABILITY (ASSET)
SCHOOL EMPLOYEES' RETIREMENT SYSTEM (SERS) OF OHIO
LAST SEVEN FISCAL YEARS (1)

	<u>2023</u>	<u>2022</u>	<u>2021</u>
Academy's Proportion of the Net OPEB Liability	0.0043116%	0.0034449%	0.0034524%
Academy's Proportionate Share of the Net OPEB Liability	\$ 60,536	\$ 65,198	\$ 75,032
Academy's Covered Payroll	\$ 163,821	\$ 124,621	\$ 130,150
Academy's Proportionate Share of the Net OPEB Liability as a Percentage of its Covered Payroll	36.95%	52.32%	57.65%
Plan Fiduciary Net Position as a Percentage of the Total OPEB Liability	30.34%	24.08%	18.17%

(1) Information prior to 2017 is not available. Schedule is intended to show ten years of information, and additional information will be displayed as it becomes available.

Amounts presented as of the Academy's measurement date, which is the prior fiscal year end.

See accompanying notes to the required supplementary information

<u>2020</u>	<u>2019</u>	<u>2018</u>	<u>2017</u>
0.0041992%	0.0041940%	0.0040766%	0.0028859%
\$ 105,600	\$ 116,352	\$ 109,405	\$ 82,259
\$ 159,081	\$ 155,667	\$ 137,386	\$ 91,036
66.38%	74.74%	79.63%	90.36%
15.57%	13.57%	12.46%	11.49%

**PERFORMANCE ACADEMY OF EASTLAND
FRANKLIN COUNTY, OHIO**

SCHEDULES OF REQUIRED SUPPLEMENTARY INFORMATION

SCHEDULE OF THE ACADEMY'S PROPORTIONATE SHARE OF THE NET OPEB LIABILITY/ASSET
STATE TEACHERS' RETIREMENT SYSTEM (STRS) OF OHIO
LAST SEVEN FISCAL YEARS (1)

	<u>2023</u>	<u>2022</u>	<u>2021</u>
Academy's Proportion of the Net OPEB Liability/Asset	0.01064236%	0.01059022%	0.01057927%
Academy's Proportionate Share of the Net OPEB Liability/(Asset)	\$ (275,567)	\$ (223,286)	\$ (185,931)
Academy's Covered Payroll	\$ 1,383,557	\$ 1,306,764	\$ 1,283,893
Academy's Proportionate Share of the Net OPEB Liability/Asset as a Percentage of its Covered Payroll	-19.92%	-17.09%	-14.48%
Plan Fiduciary Net Position as a Percentage of the Total OPEB Liability/Asset	174.73%	174.73%	182.13%

(1) Information prior to 2017 is not available. Schedule is intended to show ten years of information, and additional information will be displayed as it becomes available.

Amounts presented as of the Academy's measurement date, which is the prior fiscal year end.

See accompanying notes to the required supplementary information

<u>2020</u>	<u>2019</u>	<u>2018</u>	<u>2017</u>
0.01029399%	0.01006329%	0.01024590%	0.01031727%
\$ (170,493)	\$ (161,707)	\$ 399,757	\$ 551,770
\$ 1,208,557	\$ 1,144,029	\$ 1,126,414	\$ 1,085,579
-14.11%	-14.13%	35.49%	50.83%
174.74%	176.00%	47.11%	37.30%

**PERFORMANCE ACADEMY OF EASTLAND
FRANKLIN COUNTY, OHIO**

SCHEDULES OF REQUIRED SUPPLEMENTARY INFORMATION

SCHEDULE OF ACADEMY CONTRIBUTIONS - OPEB
SCHOOL EMPLOYEES' RETIREMENT SYSTEM (SERS) OF OHIO
LAST TEN FISCAL YEARS (1)

	<u>2023</u>	<u>2022</u>	<u>2021</u>	<u>2020</u>
Contractually Required Contribution (1)	\$ -	\$ 2,374	\$ 1,075	\$ -
Contributions in Relation to the Contractually Required Contribution	<u>-</u>	<u>(2,374)</u>	<u>(1,075)</u>	<u>-</u>
Contribution Deficiency (Excess)	<u>-</u>	<u>-</u>	<u>-</u>	<u>-</u>
Academy Covered Payroll	\$ 187,393	\$ 163,821	\$ 124,621	\$ 130,150
OPEB Contributions as a Percentage of Covered Payroll (1)	0.00%	1.45%	0.86%	0.00%

(1) Includes Surcharge

See accompanying notes to the required supplementary information

<u>2019</u>	<u>2018</u>	<u>2017</u>	<u>2016</u>	<u>2015</u>	<u>2014</u>
\$ 795	\$ 778	\$ 2,650	\$ 1,097	\$ 718	\$ 109
<u>(795)</u>	<u>(778)</u>	<u>(2,650)</u>	<u>(1,097)</u>	<u>(718)</u>	<u>(109)</u>
<u>-</u>	<u>-</u>	<u>-</u>	<u>-</u>	<u>-</u>	<u>-</u>
\$ 159,081	\$ 155,667	\$ 137,386	\$ 91,036	\$ 87,549	\$ 52,511
0.50%	0.50%	1.93%	1.21%	0.82%	0.21%

**PERFORMANCE ACADEMY OF EASTLAND
FRANKLIN COUNTY, OHIO**

SCHEDULES OF REQUIRED SUPPLEMENTARY INFORMATION

SCHEDULE OF ACADEMY CONTRIBUTIONS - OPEB
STATE TEACHERS' RETIREMENT SYSTEM (STRS) OF OHIO
LAST TEN FISCAL YEARS

	<u>2023</u>	<u>2022</u>	<u>2021</u>	<u>2020</u>
Contractually Required Contribution	\$ -	\$ -	\$ -	\$ -
Contributions in Relation to the Contractually Required Contribution	<u>-</u>	<u>-</u>	<u>-</u>	<u>-</u>
Contribution Deficiency (Excess)	<u>\$ -</u>	<u>\$ -</u>	<u>\$ -</u>	<u>\$ -</u>
Academy Covered Payroll	\$ 1,224,929	\$ 1,383,557	\$ 1,306,764	\$ 1,283,893
Contributions as a Percentage of Covered Payroll	0.00%	0.00%	0.00%	0.00%

See accompanying notes to the required supplementary information

<u>2019</u>	<u>2018</u>	<u>2017</u>	<u>2016</u>	<u>2015</u>	<u>2014</u>
\$ -	\$ -	\$ -	\$ -	\$ -	\$ 9,442
-	-	-	-	-	(9,442)
<u>\$ -</u>	<u>\$ -</u>	<u>\$ -</u>	<u>\$ -</u>	<u>\$ -</u>	<u>\$ -</u>
\$ 1,208,557	\$ 1,144,029	\$ 1,126,414	\$ 1,085,579	\$ 1,018,086	\$ 944,154
0.00%	0.00%	0.00%	0.00%	0.00%	1.00%

**PERFORMANCE ACADEMY OF EASTLAND
FRANKLIN COUNTY, OHIO**

NOTES TO THE REQUIRED SUPPLEMENTARY INFORMATION

Net Pension Liability

Changes of benefit terms- SERS

There were no changes in benefit terms from the amounts reported for fiscal years 2014-2017 and 2019-2023.

The following changes were made to the benefit terms in 2018 as identified: The COLA was changed from a fixed 3.00% to a COLA that is indexed to CPI-W not greater than 2.5% with a floor of 0% beginning January 1, 2018. In addition, with the authority granted the Board under HB 49, the Board has enacted a three-year COLA suspension for benefit recipients in calendar years 2018-2020.

Changes in assumptions- SERS

There were no changes in methods and assumptions used in the calculation of actuarial determined contributions for fiscal years 2014-2016 and 2018-2021. For fiscal year 2017, the following changes of assumptions affected the total pension liability since the prior measurement date: (a) the assumed rate of inflation was reduced from 3.25% to 3.00%, (b) payroll growth assumption was reduced from 4.00% to 3.50%, (c) assumed real wage growth was reduced from 0.75% to 0.50%, (d) Rates of withdrawal, retirement and disability were updated to reflect recent experience, (e) mortality among active members was updated to RP-2014 Blue Collar Mortality Table with fully generational projection and a five year age set-back for both males and females, (f) mortality among service retired members, and beneficiaries was updated to the following RP-2014 Blue Collar Mortality Table with fully generational projection with Scale BB, 120% of male rates, and 110% of female rates and (g) mortality among disable member was updated to RP-2000 Disabled Mortality Table, 90% for male rates and 100% for female rates, set back five years is used for the period after disability retirement (h) change in discount rate from 7.75% to 7.5%. For fiscal year 2022, the following changes of assumptions affected the total pension liability since the prior measurement date: (a) the assumed rate of inflation was reduced from 3.00% to 2.40%, (b) assumed real wage growth was reduced from 0.0% to 0.85%, (c) Cost-of-Living-Adjustments was reduced from 2.50% to 2.00% (d) Rates of withdrawal, retirement and disability were updated to reflect recent experience, (e) mortality amount active members, service retirees and beneficiaries, and disabled members were updated (i) change in discount rate from 7.50% to 7.00%. For fiscal year 2023, Cost-of-Living-Adjustments were increased from 2.00% to 2.50%.

Changes in benefit terms – STRS

There were no changes in benefit terms from the amounts reported for fiscal years 2014-2023.

Changes in assumptions – STRS

There were no changes in methods and assumptions used in the calculation of actuarial determined contributions for fiscal years 2014-2017 and 2019-2021. For fiscal year 2018, the following changes of assumptions affected the total pension liability since the prior measurement date: (a) inflation assumption lowered from 2.75% to 2.50%, (b) investment return assumption lowered from 7.75% to 7.45%, (c) total salary increases rates lowered by decreasing the merit component of the individual salary increases, as well as by 0.25% due to lower inflation, (d) payroll growth assumption lowered to 3.00%, (e) updated the healthy and disable mortality assumption to the “RP-2014” mortality tables with generational improvement scale MP-2016, (f) rates of retirement, termination and disability were modified to better reflect anticipated future experience. For fiscal year 2022, the following changes of assumptions affected the total pension liability since the prior measurement date: (a) investment return assumption lowered

**PERFORMANCE ACADEMY OF EASTLAND
FRANKLIN COUNTY, OHIO**

NOTES TO THE REQUIRED SUPPLEMENTARY INFORMATION

from 7.45% to 7.00%, (b) discount rate of return reduced from 7.45% to 7.00%. For fiscal year 2022, the following changes of assumptions affected the total pension liability since the prior measurement date: (a) projected salary increases changed from, 12.50% at age 20 to 2.50% at age 65, to, varies by service from 2.50% to 8.50% (b) post-retirement mortality rates are based on the Pub-2010 Teachers Healthy Annuitant Mortality Table, adjusted 110 percent for males, projected forward generationally using mortality improvement scale MP-2020. Pre-retirement mortality rates are based on Pub-2010 Teachers Employee Table adjusted 95 percent for females, projected forward generationally using mortality improvement scale MP-2020. For disabled retirees, mortality rates are based on the Pub-2010 Teachers Disabled Annuitant Table projected forward generationally using mortality improvement scale MP-2020.

Net OPEB Liability

Changes of benefit terms- SERS

There were no changes in benefit terms from the amounts reported for fiscal years 2018-2023.

Changes in Assumptions – SERS

Amounts reported for fiscal years 2018-2023 incorporate changes in key methods and assumptions used in calculating the total OPEB liability as presented below:

Municipal Bond Index Rate:

Fiscal year 2023	3.69 percent
Fiscal year 2022	1.92 percent
Fiscal year 2021	2.45 percent
Fiscal year 2020	3.13 percent
Fiscal year 2019	3.62 percent
Fiscal year 2018	3.56 percent
Fiscal year 2017	2.92 percent

**Single Equivalent Interest Rate, net of plan investment expense,
including price inflation**

Fiscal year 2023	4.08 percent
Fiscal year 2022	2.27 percent
Fiscal year 2021	2.63 percent
Fiscal year 2020	3.22 percent
Fiscal year 2019	3.70 percent
Fiscal year 2018	3.63 percent
Fiscal year 2017	2.98 percent

Medicare Trend Assumption

Medicare

Fiscal year 2023	7.00 percent decreasing to 4.40 percent
Fiscal year 2022	5.125 percent decreasing to 4.40 percent
Fiscal year 2020	5.25 percent decreasing to 4.75 percent
Fiscal year 2019	5.375 percent decreasing to 4.75 percent
Fiscal year 2018	5.50 percent decreasing to 5.00 percent

**PERFORMANCE ACADEMY OF EASTLAND
FRANKLIN COUNTY, OHIO**

NOTES TO THE REQUIRED SUPPLEMENTARY INFORMATION

Pre – Medicare	
Fiscal year 2023	7.00 percent decreasing to 4.40 percent
Fiscal year 2022	6.75 percent decreasing to 4.40 percent
Fiscal year 2020	7.00 percent decreasing to 4.75 percent
Fiscal year 2019	7.25 percent decreasing to 4.75 percent
Fiscal year 2018	7.50 percent decreasing to 5.00 percent

Changes in Assumptions – STRS

For fiscal year 2018, the discount rate was increased from 3.26 percent to 4.13 percent based on the methodology defined under GASB Statement No. 74, Financial Reporting for Postemployment Benefit Plans Other Than Pension Plans (OPEB) and the long term expected rate of return was reduced from 7.75 percent to 7.45 percent. Valuation year per capita health care costs were updated, and the salary scale was modified. The percentage of future retirees electing each option was updated based on current data and the percentage of future disabled retirees and terminated vested participants electing health coverage were decreased. The assumed mortality, disability, retirement, withdrawal and future health care cost trend rates were modified along with the portion of rebated prescription drug costs.

For fiscal year 2019, the discount rate was increased from the blended rate of 4.13 percent to the long-term expected rate of return of 7.45.

For fiscal years 2020 and 2021, the health care cost trend rates were modified.

For fiscal year 2022, the discount rate was decreased from 7.45 percent to 7.00 percent. The health care cost trend rates modified.

For fiscal year 2023, projected salary increases changed from, 12.50% at age to 2.50% at age 65, to, varies by service from 2.50% to 8.50%. The health care cost trend rates were modified.

Changes in Benefit Terms – STRS

For fiscal year 2018, the subsidy multiplier for non-Medicare benefit recipients was reduced from 2.1 percent to 1.9 percent per year of service. Medicare Part B premium reimbursements were discontinued for certain survivors and beneficiaries and all remaining Medicare Part B premium reimbursements will be discontinued beginning January 2020.

For fiscal year 2019, the subsidy multiplier for non-Medicare benefit recipients was increased from 1.9 percent to 1.944 percent per year of service effective January 1, 2019. The non-Medicare frozen subsidy base premium was increased effective January 1, 2019 and all remaining Medicare Part B premium reimbursements will be discontinued beginning January 1, 2020.

For fiscal year 2020, claims curves were trended to the fiscal year ending June 30, 2020 to reflect the current price renewals. The non-Medicare subsidy percentage was increased effective January 1, 2020 from 1.944% to 1.984 per year of service. The non-Medicare frozen subsidy base premium was increased effective January 1, 2020. The Medicare subsidy percentages were adjusted effective January 1, 2021 to 2.1% for the Medicare plan. The Medicare Part B monthly reimbursement elimination date was postponed to January 1, 2021.

**PERFORMANCE ACADEMY OF EASTLAND
FRANKLIN COUNTY, OHIO**

NOTES TO THE REQUIRED SUPPLEMENTARY INFORMATION

For fiscal year 2021, Claim curves were updated to reflect the projected fiscal year end 2021 premium based on June 30, 2020 enrollment distribution. The non-Medicare subsidy percentage was increased effective January 1, 2021 from 1.984% to 2.055% per year of service. The non-Medicare frozen subsidy base premium was increased effective January 1, 2021. The Medicare subsidy percentages were adjusted effective January 1, 2021 to 2.1% for the AMA Medicare plan. The Medicare Part B monthly reimbursement elimination date was postponed indefinitely.

There were no benefit term changes from the amounts reported for fiscal year 2022 and 2023.

**PERFORMANCE ACADEMY OF EASTLAND
FRANKLIN COUNTY, OHIO
SCHEDULE OF EXPENDITURES OF FEDERAL AWARDS
FOR THE FISCAL YEAR ENDED JUNE 30, 2023**

Federal Grantor/ Pass-Through Grantor/ Program or Cluster Title	Assistance Listing Number	Pass-Through Entity Identifying Number/ Additional Award Identification	Total Federal Expenditures
<u>U.S. Department of Agriculture</u>			
<i>Passed through Ohio Department of Education</i>			
Child Nutrition Cluster:			
School Breakfast Program	10.553	2023	\$ 37,140
National School Lunch Program	10.555	2022	98,683
National School Lunch Program	10.555	2023	127,330
COVID-19 - National School Lunch Program	10.555	COVID-19, 2023	11,888
Total Child Nutrition Cluster			<u>275,041</u>
COVID-19 - Pandemic EBT Administrative Costs	10.649	COVID-19, 2023	628
Total U.S. Department of Agriculture			<u>275,669</u>
<u>U.S. Department of Education</u>			
<i>Passed through Ohio Department of Education</i>			
Title I - Grants to Local Educational Agencies	84.010	84.010, 2022	20,397
Title I - Grants to Local Educational Agencies	84.010	84.010, 2023	187,901
Title I - Grants to Local Educational Agencies - Supplemental School Improvement	84.010A	84.010A, 2023	46,720
Title I - Grants to Local Educational Agencies - Expanding Opportunities	84.010A	84.010A, 2023	20,833
<i>Total ALN #84.010</i>			<u>275,851</u>
Special Education Cluster (IDEA):			
Special Education - Grants to States	84.027	84.027, 2023	75,475
Special Education Preschool Grants	84.173	84.173, 2023	541
COVID-19 - Special Education Preschool Grants - ARP	84.173X	COVID-19, 84.173X, 2022	1,249
Total Special Education Cluster			<u>77,265</u>
English Language Acquisition State Grants	84.365	84.365, 2023	10,791
Improving Teacher Quality State Grants	84.367	84.367, 2023	14,969
Student Support and Academic Enrichment Program	84.424	84.424, 2023	17,683
Education Stabilization Fund:			
COVID-19 - ARP ESSER	84.425U	COVID-19, 84.425U, 2023	728,753
Total U.S. Department of Education			<u>1,125,312</u>
TOTAL EXPENDITURES OF FEDERAL AWARDS			<u>\$ 1,400,981</u>

**PERFORMANCE ACADEMY OF EASTLAND
FRANKLIN COUNTY, OHIO
NOTES TO THE SCHEDULE OF EXPENDITURES OF FEDERAL AWARDS
FOR THE FISCAL YEAR ENDED JUNE 30, 2023**

NOTE 1: BASIS OF PRESENTATION

The accompanying Schedule of Expenditures of Federal Awards (the Schedule) includes the federal award activity of the Performance Academy of Eastland under programs of the federal government for the year ended June 30, 2023. The information in this Schedule is presented in accordance with the requirements of Title 2 U.S. Code of Federal Regulations (CFR) Part 200, *Uniform Administrative Requirements, Cost Principles, and Audit Requirements for Federal Awards* (Uniform Guidance). Because the Schedule presents only a selected portion of the operations of the Performance Academy of Eastland, it is not intended to and does not present the financial position, changes in net position or cash flows of the Performance Academy of Eastland.

NOTE 2: SUMMARY OF SIGNIFICANT ACCOUNTING POLICIES

Expenditures reported on the Schedule are reported on the cash basis of accounting. Such expenditures are recognized following the cost principles contained in the Uniform Guidance, wherein certain types of expenditures are not allowable or are limited as to reimbursement.

NOTE 3: INDIRECT COST RATE

CFR Section 200.414 of the Uniform Guidance allows a non-federal entity that has never received a negotiated indirect cost rate to charge a de minimis rate of 10 percent of modified total direct costs to indirect costs. The Performance Academy of Eastland has elected not to use the 10 percent de minimis indirect cost rate allowed under the Uniform Guidance.

NOTE 4: CHILD NUTRITION CLUSTER

The Performance Academy of Eastland commingles cash receipts from the U.S. Department of Agriculture with similar State grants. When reporting on this Schedule, the Performance Academy of Eastland assumes it expends federal monies first.

INDEPENDENT AUDITOR'S REPORT ON INTERNAL CONTROL OVER FINANCIAL REPORTING AND ON COMPLIANCE AND OTHER MATTERS BASED ON AN AUDIT OF FINANCIAL STATEMENTS PERFORMED IN ACCORDANCE WITH GOVERNMENT AUDITING STANDARDS

Performance Academy of Eastland
Franklin County
2220 S. Hamilton Rd.
Columbus, Ohio 43232

To the Members of the Board:

We have audited, in accordance with the auditing standards generally accepted in the United States of America and the standards applicable to financial audits contained in *Government Auditing Standards* issued by the Comptroller General of the United States, the financial statements of the Performance Academy of Eastland, Franklin County, Ohio, (the Academy) as of and for the year ended June 30, 2023, and the related notes to the financial statements, which collectively comprise the Academy's basic financial statements, and have issued our report thereon dated December 27, 2023.

Report on Internal Control Over Financial Reporting

In planning and performing our audit of the financial statements, we considered the Academy's internal control over financial reporting (internal control) to determine the audit procedures that are appropriate in the circumstances for the purpose of expressing our opinion on the financial statements, but not for the purpose of expressing an opinion on the effectiveness of the Academy's internal control. Accordingly, we do not express an opinion on the effectiveness of the Academy's internal control.

A *deficiency in internal control* exists when the design or operation of a control does not allow management or employees, in the normal course of performing their assigned functions, to prevent, or detect and correct, misstatements on a timely basis. A *material weakness* is a deficiency, or a combination of deficiencies, in internal control, such that there is a reasonable possibility that a material misstatement of the Academy's financial statements will not be prevented, or detected and corrected, on a timely basis. A *significant deficiency* is a deficiency, or a combination of deficiencies, in internal control that is less severe than a material weakness, yet important enough to merit attention by those charged with governance.

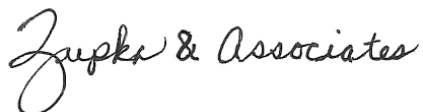
Our consideration of internal control was for the limited purpose described in the first paragraph of this section and was not designed to identify all deficiencies in internal control that might be material weaknesses or significant deficiencies. Given these limitations, during our audit we did not identify any deficiencies in internal control that we consider to be material weaknesses. However, material weaknesses or significant deficiencies may exist that have not been identified.

Report on Compliance and Other Matters

As part of obtaining reasonable assurance about whether the Academy's financial statements are free from material misstatement, we performed tests of its compliance with certain provisions of laws, regulations, contracts, and grant agreements, noncompliance with which could have a direct and material effect on the determination of financial statement amounts. However, providing an opinion on compliance with those provisions was not an objective of our audit, and accordingly, we do not express such an opinion. The results of our tests disclosed no instances of noncompliance or other matters that are required to be reported under Government Auditing Standards.

Purpose of This Report

The purpose of this report is solely to describe the scope of our testing of internal control and compliance and the results of that testing, and not to provide an opinion on the effectiveness of the Academy's internal control or on compliance. This report is an integral part of an audit performed in accordance with *Government Auditing Standards* in considering the Academy's internal control and compliance. Accordingly, this communication is not suitable for any other purpose.



Zupka & Associates
Certified Public Accountants

December 27, 2023

**INDEPENDENT AUDITOR'S REPORT ON COMPLIANCE FOR EACH MAJOR
FEDERAL PROGRAM AND ON INTERNAL CONTROL OVER COMPLIANCE
REQUIRED BY THE UNIFORM GUIDANCE**

Performance Academy of Eastland
Franklin County
2220 S. Hamilton Rd.
Columbus, Ohio 43232

To the Members of the Board:

Report on Compliance for Each Major Federal Program

Opinion on Each Major Federal Program

We have audited the Performance Academy of Eastland, Franklin County, Ohio's (the Academy) compliance with the types of compliance requirements identified as subject to audit in the OMB *Compliance Supplement* that could have a direct and material effect on the Academy's major federal program for the year ended June 30, 2023. The Academy's major federal program is identified in the summary of auditor's results section of the accompanying Schedule of Findings and Questioned Costs.

In our opinion, the Performance Academy of Eastland complied, in all material respects, with the types of compliance requirements referred to above that could have a direct and material effect on its major federal program for the year ended June 30, 2023.

Basis for Opinion on Each Major Federal Program

We conducted an audit of compliance in accordance with auditing standards generally accepted in the United States of America (GAAS); the standards applicable to financial audits contained in *Government Auditing Standards* issued by the Comptroller General of the United States (*Government Auditing Standards*); and the audit requirements of Title 2 U.S. *Code of Federal Regulations* Part 200, *Uniform Administrative Requirements for Federal Awards* (Uniform Guidance). Our responsibilities under those standards and the Uniform Guidance are further described in the Auditor's Responsibilities for the Audit of Compliance section of our report.

We are required to be independent of the Performance Academy of Eastland, and to meet our other ethical responsibilities, in accordance with relevant ethical requirements relating to our audit. We believe that the audit evidence we have obtained is sufficient and appropriate to provide a basis for our opinion on compliance for each major federal program. Our audit does not provide a legal determination of the Performance Academy of Eastland's compliance with the compliance requirements referred to above.

Responsibilities of Management for Compliance

Management is responsible for compliance with the requirements referred to above and for the design, implementation, and maintenance of effective internal control over compliance with the requirements of laws, statutes, regulations, rules and provisions of contracts or grant agreements to the Performance Academy of Eastland's federal programs.

Auditor's Responsibilities for the Audit of Compliance

Our objectives are to obtain reasonable assurance about whether material noncompliance with the compliance requirements referred to above occurred, whether due to fraud or error, and express an opinion on the Performance Academy of Eastland's compliance based on our audit. Reasonable assurance is a high level of assurance but is not absolute assurance and therefore is not a guarantee that an audit conducted in accordance with GAAS, *Government Auditing Standards*, and the Uniform Guidance will always detect material noncompliance when it exists. The risk of not detecting material noncompliance resulting from fraud is higher than for that resulting from error, as fraud may involve collusion, forgery, intentional omissions, misrepresentations, or the override of internal control. Noncompliance with the compliance requirements referred to above is considered material, if there is a substantial likelihood that, individually or in the aggregate, it would influence the judgment made by a reasonable user of the report on compliance about the Performance Academy of Eastland's compliance with the requirements of each major federal program as a whole.

In performing an audit in accordance with GAAS, *Government Auditing Standards*, and the Uniform Guidance, we

- exercise professional judgment and maintain professional skepticism throughout the audit.
- identify and assess the risks of material noncompliance, whether due to fraud or error, and design and perform audit procedures responsive to those risks. Such procedures include examining, on a test basis, evidence regarding the Performance Academy of Eastland's compliance with the compliance requirements referred to above and performing such other procedures as we considered necessary in the circumstances.
- obtain an understanding of the Performance Academy of Eastland's internal control over compliance relevant to the audit in order to design audit procedures that are appropriate in the circumstances and to test and report on internal control over compliance in accordance with the Uniform Guidance, but not for the purpose of expressing an opinion on the effectiveness of the Performance Academy of Eastland's internal control over compliance. Accordingly, no such opinion is expressed.

We are required to communicate with those charged with governance regarding, among other matters, the planned scope and timing of the audit and any significant deficiencies and material weaknesses in internal control over compliance that we identified during the audit.

Report on Internal Control over Compliance

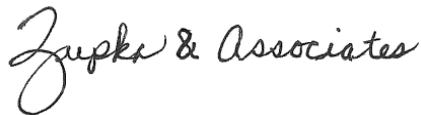
A deficiency in internal control over compliance exists when the design or operation of a control over compliance does not allow management or employees, in the normal course of performing their assigned functions, to prevent, or detect and correct, noncompliance with a type of compliance requirement of a federal program on a timely basis. *A material weakness in internal control over compliance* is a deficiency, or combination of deficiencies, in internal control over compliance, such that there is a reasonable possibility that material noncompliance with a type of compliance requirement of a federal program will not be prevented, or detected and corrected, on a timely basis. *A significant deficiency in internal control over compliance* is a deficiency, or a combination of deficiencies, in internal control over compliance with a type of compliance requirement of a federal program that is less severe than a material weakness in internal control over compliance, yet important enough to merit attention by those charged with governance.

Performance Academy of Eastland
Franklin County
Independent Auditor's Report on Compliance for Each Major Federal Program
and on Internal Control Over Compliance Required by the Uniform Guidance
Page 3

Our consideration of internal control over compliance was for the limited purpose described in the Auditor's Responsibilities for the Audit of Compliance section above and was not designed to identify all deficiencies in internal control over compliance that might be material weaknesses or significant deficiencies in internal control over compliance. Given these limitations, during our audit we did not identify any deficiencies in internal control over compliance that we consider to be material weaknesses, as defined above. However, material weaknesses or significant deficiencies in internal control over compliance may exist that were not identified.

Our audit was not designed for the purpose of expressing an opinion on the effectiveness of internal control over compliance. Accordingly, no such opinion is expressed.

The purpose of this report on internal control over compliance is solely to describe the scope of our testing of internal control over compliance and the results of that testing based on the requirements of the Uniform Guidance. Accordingly, this report is not suitable for any other purpose.



Zupka & Associates
Certified Public Accountants

December 27, 2023

**PERFORMANCE ACADEMY OF EASTLAND
FRANKLIN COUNTY, OHIO
SCHEDULE OF FINDINGS AND QUESTIONED COSTS
FOR THE FISCAL YEAR ENDED JUNE 30, 2023**

1. SUMMARY OF AUDITOR'S RESULTS

2023(i)	Type of Financial Statement Opinion	Unmodified
2023(ii)	Were there any material control weaknesses reported at the financial statement level (GAGAS)?	No
2023(ii)	Were there any significant deficiencies in internal control reported at the financial statement level (GAGAS)?	No
2023(iii)	Was there any reported material noncompliance at the financial statement level (GAGAS)?	No
2023(iv)	Were there any material internal control weaknesses reported for major federal programs?	No
2023(iv)	Were there any significant deficiencies in internal control reported for major federal programs?	No
2023(v)	Type of Major Programs' Compliance Opinions	Unmodified
2023(vi)	Are there any reportable findings under 2 CFR 200.516(a)?	No
2023(vii)	Major Programs (list): Education Stabiliation Fund - COVID-19 - ARP ESSER - ALN #84.425U	
2023(viii)	Dollar Threshold: A/B Program	Type A: \$750,000 Type B: All Others less than \$750,000
2023(ix)	Low Risk Auditee?	Yes

2. FINDINGS RELATED TO THE FINANCIAL STATEMENTS REQUIRED TO BE REPORTED IN ACCORDANCE WITH GAGAS

None.

3. FINDINGS AND QUESTIONED COSTS FOR FEDERAL AWARDS

None.

**PERFORMANCE ACADEMY OF EASTLAND
FRANKLIN COUNTY, OHIO
SCHEDULE OF PRIOR AUDIT FINDINGS AND RECOMMENDATIONS
FOR THE FISCAL YEAR ENDED JUNE 30, 2023**

The prior audit report, as of June 30, 2022, included no citations or instances of noncompliance.

This page intentionally left blank.

OHIO AUDITOR OF STATE KEITH FABER



PERFORMANCE ACADEMY EASTLAND

FRANKLIN COUNTY

AUDITOR OF STATE OF OHIO CERTIFICATION

This is a true and correct copy of the report, which is required to be filed pursuant to Section 117.26, Revised Code, and which is filed in the Office of the Ohio Auditor of State in Columbus, Ohio.



Certified for Release 3/21/2024

88 East Broad Street, Columbus, Ohio 43215
Phone: 614-466-4514 or 800-282-0370

This report is a matter of public record and is available online at
www.ohioauditor.gov