

**FOUR COUNTY CAREER CENTER
HENRY COUNTY**

SINGLE AUDIT

FOR THE FISCAL YEAR ENDED JUNE 30, 2023

**FOUR COUNTY CAREER CENTER
HENRY COUNTY
JUNE 30, 2023**

TABLE OF CONTENTS

TITLE	PAGE
Independent Auditor's Report	1
Prepared by Management:	
Management's Discussion and Analysis	5
Basic Financial Statements:	
Government-wide Financial Statements:	
Statement of Net Position	16
Statement of Activities.....	17
Fund Financial Statements:	
Balance Sheet	
Governmental Funds	18
Reconciliation of Total Governmental Fund Balances to Net Position of Governmental Activities	19
Statement of Revenues, Expenditures and Changes in Fund Balances Governmental Funds.....	20
Reconciliation of the Statement of Revenues, Expenditures and Changes in Fund Balances of Governmental Funds to the Statement of Activities.....	21
Statement of Revenues, Expenditures and Changes in Fund Balance – Budget and Actual (Non-GAAP Budgetary Basis) General Fund.....	22
Adult Education Fund	23
Notes to the Basic Financial Statements.....	24

**FOUR COUNTY CAREER CENTER
HENRY COUNTY
JUNE 30, 2023**

**TABLE OF CONTENTS
(Continued)**

TITLE	PAGE
Schedules of Required Supplementary Information:	
Schedule of the Center's Proportionate Share of the Net Pension Liability School Employees Retirement System (SERS) of Ohio Last Ten Fiscal Years	66
Schedule of the Center's Proportionate Share of the Net Pension Liability State Teachers Retirement System (STRS) of Ohio Last Ten Fiscal Years	68
Schedule of Center Pension Contributions School Employees Retirement System (SERS) of Ohio Last Ten Fiscal Years	70
Schedule of Center Pension Contributions State Teachers Retirement System (STRS) of Ohio Last Ten Fiscal Years	72
Schedule of the Center's Proportionate Share of the Net OPEB Liability School Employees Retirement System (SERS) of Ohio Last Seven Fiscal Years	74
Schedule of the Center's Proportionate Share of the Net OPEB Liability/Asset State Teachers Retirement System (STRS) of Ohio Last Seven Fiscal Years	76
Schedule of Center OPEB Contributions School Employees Retirement System (SERS) of Ohio Last Ten Fiscal Years	78
Schedule of Center OPEB Contributions State Teachers Retirement System (STRS) of Ohio Last Ten Fiscal Years	80
Notes to the Required Supplementary Information	82
Schedule of Expenditures of Federal Awards	87
Notes to the Schedule of Expenditures of Federal Awards	88
Independent Auditor's Report on Internal Control Over Financial Reporting and on Compliance and Other Matters Required by <i>Government Auditing Standards</i>	89
Independent Auditor's Report on Compliance with Requirements Applicable to the Major Federal Program and on Internal Control Over Compliance Required by the Uniform Guidance	91
Schedule of Findings	95

OHIO AUDITOR OF STATE KEITH FABER



88 East Broad Street
Columbus, Ohio 43215
ContactUs@ohioauditor.gov
(800) 282-0370

INDEPENDENT AUDITOR'S REPORT

Four County Career Center
Henry County
22900 State Route 34
Archbold, Ohio 43502-9541

To the Board of Education:

Report on the Audit of the Financial Statements

Opinions

We have audited the financial statements of the governmental activities, each major fund, and the aggregate remaining fund information of Four County Career Center, Henry County, Ohio (the Center), as of and for the year ended June 30, 2023, and the related notes to the financial statements, which collectively comprise the Center's basic financial statements as listed in the table of contents.

In our opinion, the accompanying financial statements referred to above present fairly, in all material respects, the respective financial position of the governmental activities, each major fund, and the aggregate remaining fund information of Four County Career Center, Henry County, Ohio as of June 30, 2023, and the respective changes in financial position thereof and the respective budgetary comparisons for the General and Adult Education funds for the year then ended in accordance with the accounting principles generally accepted in the United States of America.

Basis for Opinions

We conducted our audit in accordance with auditing standards generally accepted in the United States of America (GAAS) and the standards applicable to financial audits contained in *Government Auditing Standards*, issued by the Comptroller General of the United States. Our responsibilities under those standards are further described in the *Auditor's Responsibilities for the Audit of the Financial Statements* section of our report. We are required to be independent of the Center, and to meet our other ethical responsibilities, in accordance with the relevant ethical requirements relating to our audit. We believe that the audit evidence we have obtained is sufficient and appropriate to provide a basis for our audit opinions.

Responsibilities of Management for the Financial Statements

Management is responsible for the preparation and fair presentation of the financial statements in accordance with accounting principles generally accepted in the United States of America, and for the design, implementation, and maintenance of internal control relevant to the preparation and fair presentation of financial statements that are free from material misstatement, whether due to fraud or error.

In preparing the financial statements, management is required to evaluate whether there are conditions or events, considered in the aggregate, that raise substantial doubt about the Center's ability to continue as a going concern for twelve months beyond the financial statement date, including any currently known information that may raise substantial doubt shortly thereafter.

Auditor's Responsibilities for the Audit of the Financial Statements

Our objectives are to obtain reasonable assurance about whether the financial statements as a whole are free from material misstatement, whether due to fraud or error, and to issue an auditor's report that includes our opinions. Reasonable assurance is a high level of assurance but is not absolute assurance and therefore is not a guarantee that an audit conducted in accordance with GAAS and *Government Auditing Standards* will always detect a material misstatement when it exists. The risk of not detecting a material misstatement resulting from fraud is higher than for one resulting from error, as fraud may involve collusion, forgery, intentional omissions, misrepresentations, or the override of internal control. Misstatements are considered material if there is a substantial likelihood that, individually or in the aggregate, they would influence the judgment made by a reasonable user based on the financial statements.

In performing an audit in accordance with GAAS and *Government Auditing Standards*, we

- exercise professional judgment and maintain professional skepticism throughout the audit.
- identify and assess the risks of material misstatement of the financial statements, whether due to fraud or error, and design and perform audit procedures responsive to those risks. Such procedures include examining, on a test basis, evidence regarding the amounts and disclosures in the financial statements.
- obtain an understanding of internal control relevant to the audit in order to design audit procedures that are appropriate in the circumstances, but not for the purpose of expressing an opinion on the effectiveness of the Center's internal control. Accordingly, no such opinion is expressed.
- evaluate the appropriateness of accounting policies used and the reasonableness of significant accounting estimates made by management, as well as evaluate the overall presentation of the financial statements.
- conclude whether, in our judgment, there are conditions or events, considered in the aggregate, that raise substantial doubt about the Center's ability to continue as a going concern for a reasonable period of time.

We are required to communicate with those charged with governance regarding, among other matters, the planned scope and timing of the audit, significant audit findings, and certain internal control-related matters that we identified during the audit.

Required Supplementary Information

Accounting principles generally accepted in the United States of America require that the management's discussion and analysis, and schedules of net pension and other post-employment benefit liabilities and pension and other post-employment benefit contributions be presented to supplement the basic financial statements. Such information is the responsibility of management and, although not a part of the basic financial statements, is required by the Governmental Accounting Standards Board who considers it to be an essential part of financial reporting for placing the basic financial statements in an appropriate operational, economic, or historical context. We have applied certain limited procedures to the required supplementary information in accordance with auditing standards generally accepted in the United States of America, which consisted of inquiries of management about the methods of preparing the information and comparing the information for consistency with management's responses to our inquiries, the basic financial statements, and other knowledge we obtained during our audit of the basic financial statements. We do not express an opinion or provide any assurance on the information because the limited procedures do not provide us with sufficient evidence to express an opinion or provide any assurance.

Supplementary information

Our audit was conducted for the purpose of forming opinions on the financial statements that collectively comprise the Center's basic financial statements. The Schedule of Expenditures of Federal Awards as required by Title 2 U.S. Code of Federal Regulations (CFR) Part 200, Uniform Administrative Requirements, Cost Principles, and Audit Requirements for Federal Awards is presented for purposes of additional analysis and is not a required part of the basic financial statements.

Such information is the responsibility of management and was derived from and relates directly to the underlying accounting and other records used to prepare the basic financial statements. The information has been subjected to the auditing procedures applied in the audit of the basic financial statements and certain additional procedures, including comparing and reconciling such information directly to the underlying accounting and other records used to prepare the basic financial statements or to the basic financial statements themselves, and other additional procedures in accordance with auditing standards generally accepted in the United States of America. In our opinion, the Schedule of Expenditures of Federal Awards is fairly stated, in all material respects, in relation to the basic financial statements as a whole.

Other Reporting Required by *Government Auditing Standards*

In accordance with *Government Auditing Standards*, we have also issued our report dated December 28, 2023, on our consideration of the Center's internal control over financial reporting and our tests of its compliance with certain provisions of laws, regulations, contracts and grant agreements and other matters. The purpose of that report is solely to describe the scope of our testing of internal control over financial reporting and compliance and the results of that testing, and not to provide an opinion on the effectiveness of the Center's internal control over financial reporting or on compliance. That report is an integral part of an audit performed in accordance with *Government Auditing Standards* in considering the Center's internal control over financial reporting and compliance.



Keith Faber
Auditor of State
Columbus, Ohio

December 28, 2023

This page intentionally left blank.

**FOUR COUNTY CAREER CENTER
HENRY COUNTY, OHIO**

MANAGEMENT'S DISCUSSION AND ANALYSIS
FOR THE FISCAL YEAR ENDED JUNE 30, 2023
(UNAUDITED)

The management's discussion and analysis of the Four County Career Center's (the "Center") financial performance provides an overall review of the Center's financial activities for the fiscal year ended June 30, 2023. The intent of this discussion and analysis is to look at the Center's financial performance as a whole; readers should also review the basic financial statements and the notes to the basic financial statements to enhance their understanding of the Center's financial performance.

Financial Highlights

Key financial highlights for fiscal year 2023 are as follows:

- The Center's net position of governmental activities increased \$6,157,864 which represents a 36.18% increase from 2022's net position.
- Governmental activities' general revenues accounted for \$19,731,403 in revenue or 74.95% of total revenues. Program specific revenues in the form of charges for services and sales, grants and contributions accounted for \$6,595,011 in revenue or 25.05% of total revenues of \$26,326,414.
- The Center had \$20,168,550 in expenses related to governmental activities; only \$6,595,011 of these expenses were offset by program specific charges for services, grants or contributions. General revenues supporting governmental activities (primarily taxes and unrestricted grants and entitlements) of \$19,731,403 were adequate to provide for these programs.
- The Center's major governmental funds are the general fund and adult education fund. The general fund had \$22,592,144 in revenues and other financing sources and \$20,623,654 in expenditures and other financing uses. The general fund's fund balance increased \$1,968,490 from \$24,252,402 to \$26,220,892.
- The adult education fund had \$1,061,173 in revenues and \$855,636 in expenditures. The adult education fund's fund balance increased \$205,537 from \$755,996 to \$961,533.

Using the Basic Financial Statements (BFS)

This annual report consists of a series of financial statements and notes to those statements. These statements are organized so the reader can understand the Center as a financial whole, an entire operating entity. The statements then proceed to provide an increasingly detailed look at specific financial activities.

The statement of net position and statement of activities provide information about the activities of the whole Center, presenting both an aggregate view of the Center's finances and a longer-term view of those finances. Fund financial statements provide the next level of detail. For governmental funds, these statements tell how services were financed in the short-term as well as what remains for future spending. The fund financial statements also look at the Center's most significant funds with all other nonmajor funds presented in total in one column. In the case of the Center, the general fund and the adult education fund are by far the most significant funds, and the only governmental funds reported as major funds.

Reporting the Center as a Whole

Statement of Net Position and the Statement of Activities

While this document contains the large number of funds used by the Center to provide programs and activities, the view of the Center as a whole looks at all financial transactions and asks the question, "How did the Center do financially during fiscal year 2023?" The statement of net position and the statement of activities answer this question. These statements include all assets, deferred outflows of resources, liabilities, deferred inflows of resources, revenues and expenses using the accrual basis of accounting similar to the accounting used by most private-sector companies. This basis of accounting will take into account all of the current year's revenues and expenses regardless of when cash is received or paid.

**FOUR COUNTY CAREER CENTER
HENRY COUNTY, OHIO**

MANAGEMENT'S DISCUSSION AND ANALYSIS
FOR THE FISCAL YEAR ENDED JUNE 30, 2023
(UNAUDITED)

These two statements report the Center's net position and changes in net position. This change in net position is important because it tells the reader that, for the Center as a whole, the financial position of the Center has improved or diminished. The causes of this change may be the result of many factors, some financial, some not. Non-financial factors include the Center's property tax base, current property tax laws in Ohio restricting revenue growth, facility conditions, required educational programs and other factors.

In the statement of net position and the statement of activities, the governmental activities include the Center's programs and services, including instruction, support services, operations and maintenance, pupil transportation, extracurricular activities, and food service operations.

Reporting the Center's Most Significant Funds

Fund Financial Statements

Fund financial statements provide detailed information about the Center's major funds. The Center uses many funds to account for a multitude of financial transactions. However, these fund financial statements focus on the Center's most significant funds. The Center's major governmental funds are the general fund and adult education fund.

Governmental Funds

Most of the Center's activities are reported in governmental funds, which focus on how money flows into and out of those funds and the balances left at year end available for spending in future periods. These funds are reported using an accounting method called modified accrual accounting, which measures cash and all other financial assets that can readily be converted to cash. The governmental fund financial statements provide a detailed short-term view of the Center's general government operations and the basic services it provides. Governmental fund information helps you determine whether there are more or fewer financial resources that can be spent in the near future to finance educational programs. The relationship (or differences) between governmental activities (reported in the statement of net position and the statement of activities) and governmental funds is reconciled in the basic financial statements.

Reporting the Center's Fiduciary Responsibilities

The Center acts in a trustee capacity as an agent for individuals, private organizations, other governmental units, and/or other funds. These activities are reported in custodial funds. These activities are excluded from the Center's other financial statements because the assets cannot be utilized by the Center to finance its operations.

Notes to the Basic Financial Statements

The notes provide additional information that is essential to a full understanding of the data provided in the government-wide and fund financial statements.

Required Supplementary Information

In addition to the basic financial statements and accompanying notes, this report also presents certain required supplementary information concerning the Center's net pension liability and net OPEB asset/liability.

The Center as a Whole

The statement of net position provides the perspective of the Center as a whole. The table on the next page provides a summary of the Center's net position for June 30, 2023 and June 30, 2022.

**FOUR COUNTY CAREER CENTER
HENRY COUNTY, OHIO**

MANAGEMENT'S DISCUSSION AND ANALYSIS
FOR THE FISCAL YEAR ENDED JUNE 30, 2023
(UNAUDITED)

Net Position

	Governmental Activities 2023	Governmental Activities 2022
<u>Assets</u>		
Current and other assets	\$ 47,571,358	\$ 42,600,908
Capital assets, net	<u>11,716,151</u>	<u>11,239,989</u>
Total assets	<u>59,287,509</u>	<u>53,840,897</u>
<u>Deferred outflows of resources</u>		
Pension	4,437,079	4,522,080
OPEB	<u>309,159</u>	<u>405,876</u>
Total deferred outflows of resources	<u>4,746,238</u>	<u>4,927,956</u>
<u>Liabilities</u>		
Current liabilities	2,204,163	2,068,801
Long-term liabilities:		
Due within one year	483,878	461,537
Due in more than one year:		
Net pension liability	18,924,266	11,773,447
Net OPEB liability	826,985	1,258,624
Other amounts	<u>2,831,216</u>	<u>3,016,256</u>
Total liabilities	<u>25,270,508</u>	<u>18,578,665</u>
<u>Deferred inflows of resources</u>		
Property taxes levied for next fiscal year	10,209,678	10,472,462
Deferred charges	11,541	12,645
Pension	2,574,659	10,063,858
OPEB	<u>2,791,307</u>	<u>2,623,033</u>
Total deferred inflows of resources	<u>15,587,185</u>	<u>23,171,998</u>
<u>Net position</u>		
Net investment in capital assets	9,586,580	8,888,857
Restricted	2,642,193	2,460,839
Unrestricted	<u>10,947,281</u>	<u>5,668,494</u>
Total net position	<u>\$ 23,176,054</u>	<u>\$ 17,018,190</u>

The net pension liability (NPL) is reported pursuant to GASB Statement 68, "Accounting and Financial Reporting for Pensions— an Amendment of GASB Statement 27" and the net OPEB asset/liability is reported pursuant to GASB Statement 75, "Accounting and Financial Reporting for Postemployment Benefits Other Than Pensions," which significantly revises accounting for costs and liabilities related to other postemployment benefits (OPEB). For reasons discussed on the next page, many end users of this financial statement will gain a clearer understanding of the Center's actual financial condition by adding deferred inflows related to pension and OPEB, the net pension liability and the net OPEB liability to the reported net position and subtracting the net OPEB asset and deferred outflows related to pension and OPEB.

**FOUR COUNTY CAREER CENTER
HENRY COUNTY, OHIO**

MANAGEMENT'S DISCUSSION AND ANALYSIS
FOR THE FISCAL YEAR ENDED JUNE 30, 2023
(UNAUDITED)

Governmental Accounting Standards Board standards are national and apply to all government financial reports prepared in accordance with generally accepted accounting principles. Prior accounting for pensions (GASB 27) and postemployment benefits (GASB 45) focused on a funding approach. This approach limited pension and OPEB costs to contributions annually required by law, which may or may not be sufficient to fully fund each plan's *net pension liability* or *net OPEB asset/liability*. GASB 68 and GASB 75 take an earnings approach to pension and OPEB accounting; however, the nature of Ohio's statewide pension/OPEB plans and state law governing those systems requires additional explanation in order to properly understand the information presented in these statements.

GASB 68 and GASB 75 require the net pension liability and the net OPEB asset/liability to equal the Center's proportionate share of each plan's collective:

1. Present value of estimated future pension/OPEB benefits attributable to active and inactive employees' past service.
2. Minus plan assets available to pay these benefits.

GASB notes that pension and OPEB obligations, whether funded or unfunded, are part of the "employment exchange" – that is, the employee is trading his or her labor in exchange for wages, benefits, and the promise of a future pension and other postemployment benefits. GASB noted that the unfunded portion of this promise is a present obligation of the government, part of a bargained-for benefit to the employee, and should accordingly be reported by the government as a liability since they received the benefit of the exchange. However, the Center is not responsible for certain key factors affecting the balance of these liabilities. In Ohio, the employee shares the obligation of funding pension benefits with the employer. Both employer and employee contribution rates are capped by State statute. A change in these caps requires action of both Houses of the General Assembly and approval of the Governor. Benefit provisions are also determined by State statute. The Ohio Revised Code permits, but does not require, the retirement systems to provide healthcare to eligible benefit recipients. The retirement systems may allocate a portion of the employer contributions to provide for these OPEB benefits.

The employee enters the employment exchange with the knowledge that the employer's promise is limited not by contract but by law. The employer enters the exchange also knowing that there is a specific, legal limit to its contribution to the retirement system. In Ohio, there is no legal means to enforce the unfunded liability of the pension/OPEB plan *as against the public employer*. State law operates to mitigate/lessen the moral obligation of the public employer to the employee, because all parties enter the employment exchange with notice as to the law. The retirement system is responsible for the administration of the pension and OPEB plans.

Most long-term liabilities have set repayment schedules or, in the case of compensated absences (i.e. sick and vacation leave), are satisfied through paid time-off or termination payments. There is no repayment schedule for the net pension liability or the net OPEB liability. As explained above, changes in benefits, contribution rates, and return on investments affect the balance of these liabilities but are outside the control of the local government. In the event that contributions, investment returns, and other changes are insufficient to keep up with required payments, State statute does not assign/identify the responsible party for the unfunded portion. Due to the unique nature of how the net pension liability and the net OPEB asset/liability are satisfied, these liabilities are separately identified within the long-term liability section of the statement of net position.

In accordance with GASB 68 and GASB 75, the Center's statements prepared on an accrual basis of accounting include an annual pension expense and an annual OPEB expense for their proportionate share of each plan's *change* in net pension liability and net OPEB asset/liability, respectively, not accounted for as deferred inflows/outflows.

Current assets increased because of an increase in the Center's cash and investments balances.

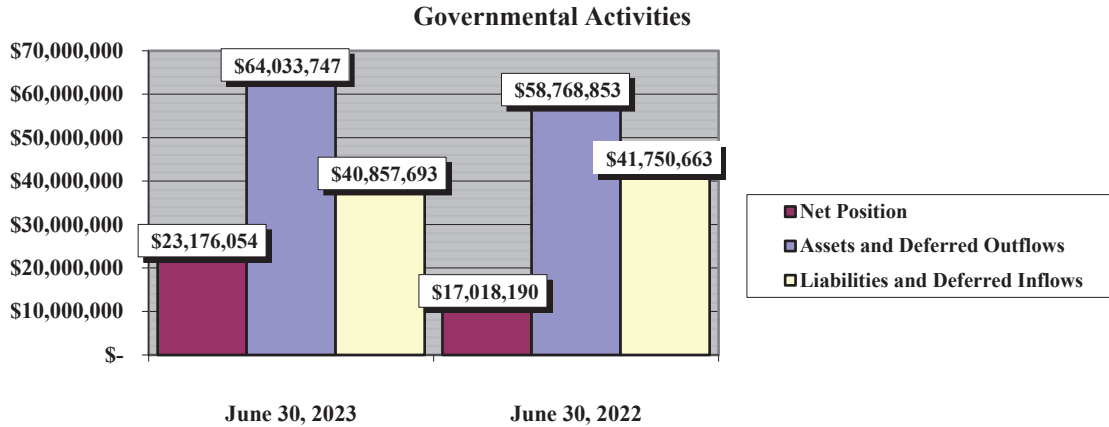
The net pension liability increased \$7,150,819 and deferred inflows of resources related to pension decreased \$7,489,199. These changes were the result of changes at the pension system level for the State Teachers Retirement System (STRS) and the School Employees Retirement System (SERS). Primarily, net investment income on investments at both pension systems were negative for the fiscal year 2022 measurement date that are used for the fiscal year 2023 reporting. This caused a large decrease in their respective fiduciary net positions which was a drastic change from the previous fiscal year's large positive investment returns.

**FOUR COUNTY CAREER CENTER
HENRY COUNTY, OHIO**

MANAGEMENT'S DISCUSSION AND ANALYSIS
FOR THE FISCAL YEAR ENDED JUNE 30, 2023
(UNAUDITED)

The net pension liability is outside of the control of the Center. The Center contributes its statutorily required contributions to the pension systems; however, it's the pension systems that collect, hold and distribute pensions to the Center's employees, not the Center.

The graph below illustrates the Center's governmental activities assets plus deferred outflows, liabilities plus deferred inflows and net position at June 30, 2023 and 2022.



The table below shows the changes in net position for governmental activities between 2023 and 2022.

Change in Net Position

Governmental Activities

	2023	2022
Revenues		
Program revenues:		
Charges for services and sales	\$ 1,565,837	\$ 1,145,747
Operating grants and contributions	4,929,174	5,303,938
Capital grants and contributions	100,000	-
General revenues:		
Property taxes	12,845,137	12,374,862
Grants and entitlements	5,816,999	5,444,111
Payments in lieu of taxes	85,283	-
Investment earnings	983,229	28,094
Miscellaneous	755	49,816
Total revenues	26,326,414	24,346,568

- Continued

**FOUR COUNTY CAREER CENTER
HENRY COUNTY, OHIO**

MANAGEMENT'S DISCUSSION AND ANALYSIS
FOR THE FISCAL YEAR ENDED JUNE 30, 2023
(UNAUDITED)

Governmental Activities

<u>Expenses</u>	<u>2023</u>	<u>2022</u>
Program expenses:		
Instruction:		
Vocational	\$ 11,305,039	\$ 10,239,380
Adult/continuing	1,220,479	1,113,399
Other	86,588	72,722
Support services:		
Pupil	1,826,675	1,641,843
Instructional staff	507,013	467,079
Board of education	88,033	72,781
Administration	1,592,712	1,317,141
Fiscal	699,645	632,684
Business	107,722	79,303
Operations and maintenance	1,407,443	1,315,892
Pupil transportation	40,361	26,378
Central	420,127	393,577
Operation of non-instructional services:		
Food service operations	570,707	558,616
Other non-instructional services	276	3,000
Extracurricular activities	111,822	107,523
Intergovernmental	154,882	-
Interest and fiscal charges	29,026	60,501
Total expenses	<u>20,168,550</u>	<u>18,101,819</u>
Change in net position	6,157,864	6,244,749
Net position at beginning of year	<u>17,018,190</u>	<u>10,773,441</u>
Net position at end of year	<u>\$ 23,176,054</u>	<u>\$ 17,018,190</u>

Governmental Activities

Net position of the Center's governmental activities increased \$6,157,864. Total governmental expenses of \$20,168,550 were offset by program revenues of \$6,595,011 and general revenues of \$19,731,403. Program revenues supported 32.70% of the total governmental expenses.

Overall, expenses of the governmental activities increased \$2,066,731 or 11.42%. This increase is primarily the result of an increase in pension expense. Pension expense increased \$1,731,597. This increase was the result of an increase in expenses incurred at the pension system level for the State Teachers Retirement System (STRS) and the School Employees Retirement System (SERS) due to a decrease in net investment income on investments compared to previous years.

The primary sources of revenue for governmental activities are derived from property taxes and grants and entitlements. These two revenue sources represent 70.89% of total governmental revenue. Real estate property is reappraised every six years.

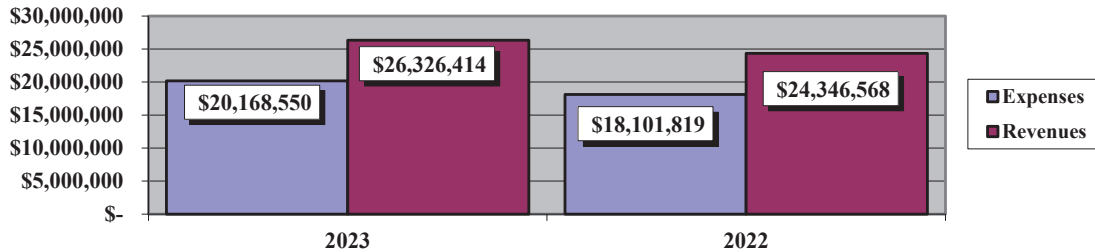
The largest expense of the Center is for instructional programs. Instruction expenses totaled \$12,612,106 or 62.53% of total governmental expenses for fiscal year 2023.

The graph below presents the Center's governmental activities revenues and expenses for fiscal years 2023 and 2022.

**FOUR COUNTY CAREER CENTER
HENRY COUNTY, OHIO**

MANAGEMENT'S DISCUSSION AND ANALYSIS
FOR THE FISCAL YEAR ENDED JUNE 30, 2023
(UNAUDITED)

Governmental Activities - Revenues and Expenses



The statement of activities shows the cost of program services and the charges for services and grants offsetting those services. The following table shows, for governmental activities, the total cost of services and the net cost of services for fiscal years 2023 and 2022. That is, it identifies the cost of these services supported by tax revenue, unrestricted State grants and entitlements, and other general revenues.

Governmental Activities

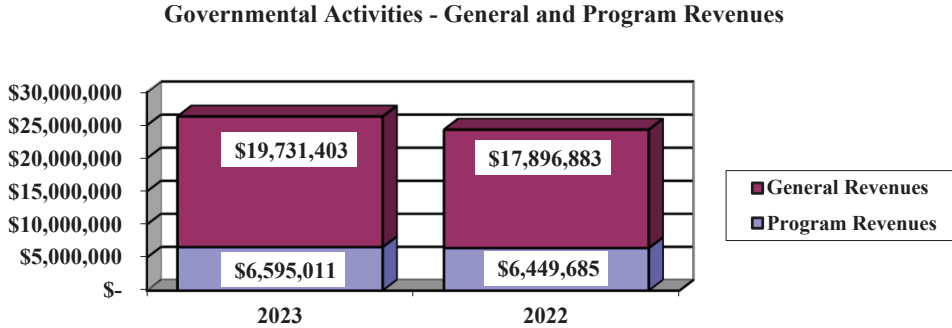
	Total Cost of Services 2023	Net Cost of Services 2023	Total Cost of Services 2022	Net Cost of Services 2022
Program expenses:				
Instruction:				
Vocational	\$ 11,305,039	\$ 7,106,424	\$ 10,239,380	\$ 6,103,288
Adult/continuing	1,220,479	62,413	1,113,399	28,572
Other	86,588	35,693	72,722	12,952
Support services:				
Pupil	1,826,675	1,544,935	1,641,843	1,370,039
Instructional staff	507,013	471,225	467,079	430,899
Board of education	88,033	88,033	72,781	72,781
Administration	1,592,712	1,582,658	1,317,141	1,306,803
Fiscal	699,645	699,645	632,684	632,684
Business	107,722	106,082	79,303	77,892
Operations and maintenance	1,407,443	1,291,820	1,315,892	1,300,269
Pupil transportation	40,361	40,361	26,378	26,378
Central	420,127	363,696	393,577	341,616
Operation of non-instructional services:				
Food service operations	570,707	15,393	558,616	(193,325)
Other non-instructional services	276	(24)	3,000	2,500
Extracurricular activities	111,822	84,087	107,523	78,285
Intergovernmental	154,882	52,072	-	-
Interest and fiscal charges	29,026	29,026	60,501	60,501
Total expenses	\$ 20,168,550	\$ 13,573,539	\$ 18,101,819	\$ 11,652,134

The dependence upon taxes and other general revenues for governmental activities is apparent, as 57.12% of fiscal year 2023 instruction activities are supported through taxes and other general revenues. For all governmental activities, general revenue support was 67.30% in fiscal year 2023. The Center's taxpayers and grants and entitlements received from the State of Ohio that are not restricted in use are by far the primary support for the Center's students.

**FOUR COUNTY CAREER CENTER
HENRY COUNTY, OHIO**

MANAGEMENT'S DISCUSSION AND ANALYSIS
FOR THE FISCAL YEAR ENDED JUNE 30, 2023
(UNAUDITED)

The graph below presents the Center's governmental activities revenue for fiscal years 2023 and 2022.



The Center's Funds

The Center's governmental funds reported a combined fund balance of \$31,591,229, which is greater than last year's total balance of \$27,524,281. The table below indicates the fund balance and the total change in fund balance as of June 30, 2023 and June 30, 2022.

	Fund Balance June 30, 2023	Fund Balance June 30, 2022	Change
General	\$ 26,220,892	\$ 24,252,402	\$ 1,968,490
Adult education	961,533	755,996	205,537
Nonmajor governmental	4,408,804	2,515,883	1,892,921
Total	\$ 31,591,229	\$ 27,524,281	\$ 4,066,948

General Fund

The Center's general fund balance increased \$1,968,490, which is primarily due to an increase in intergovernmental revenues and earnings on investments in fiscal year 2023.

The table that follows assists in illustrating the revenues of the general fund.

	2023 Amount	2022 Amount	Change	Percentage Change
Revenues				
Property taxes	\$ 11,541,480	\$ 11,426,730	\$ 114,750	1.00 %
Tuition and fees	230,992	197,510	33,482	16.95 %
Earnings on investments	948,140	24,882	923,258	3,710.55 %
Intergovernmental	9,441,733	8,892,636	549,097	6.17 %
Other revenues	351,764	328,065	23,699	7.22 %
Total	\$ 22,514,109	\$ 20,869,823	\$ 1,644,286	7.88 %

Overall revenues of the general fund increased \$1,644,286 or 7.88%. Intergovernmental revenue increased 6.17% from fiscal year 2022 primarily due to an increase in funding from the State of Ohio. Earnings on investments increased \$923,258 due to an increase in interest rates on the Center's investments.

**FOUR COUNTY CAREER CENTER
HENRY COUNTY, OHIO**

MANAGEMENT'S DISCUSSION AND ANALYSIS
FOR THE FISCAL YEAR ENDED JUNE 30, 2023
(UNAUDITED)

The table that follows assists in illustrating the expenditures of the general fund.

	2023 <u>Amount</u>	2022 <u>Amount</u>	<u>Change</u>	<u>Percentage Change</u>
<u>Expenditures</u>				
Instruction	\$ 11,400,111	\$ 11,126,372	\$ 273,739	2.46 %
Support services	6,409,775	6,001,102	408,673	6.81 %
Operation of non-instructional services	10,508	16,461	(5,953)	(36.16) %
Extracurricular activities	99,478	96,366	3,112	3.23 %
Capital outlay	75,397	28,269	47,128	166.71 %
Facilities acquisition and construction	118,357	154,100	(35,743)	(23.19) %
Intergovernmental	154,882	-	154,882	100.00 %
Debt service	30,146	33,853	(3,707)	(10.95) %
Total	<u>\$ 18,298,654</u>	<u>\$ 17,456,523</u>	<u>\$ 842,131</u>	4.82 %

Overall expenditures of the general fund increased \$842,131 or 4.82%. The overall increase in expenditures of the general fund is primarily due to increased costs for salaries and benefits.

Adult Education Fund

The adult education fund had \$1,061,173 in revenues and \$855,636 in expenditures. The adult education fund's fund balance increased \$205,537 from \$755,996 to \$961,533.

General Fund Budgeting Highlights

The Center's budget is prepared according to Ohio law and is based on accounting for certain transactions on a basis of cash receipts, disbursements and encumbrances. The Center uses site-based budgeting, and the budgeting systems are designed to tightly control total site budgets while still providing flexibility for site management. The most significant budgeted fund is the general fund.

For the general fund, final budgeted revenues and other financing sources were \$21,761,258, which were increased from the original budgeted revenues and other financing sources of \$20,687,532. Actual revenues and other financing sources of \$22,197,855 were \$436,597 greater than final budgeted revenues and other financing sources.

General fund original appropriations (expenditures and other financing uses) of \$19,531,982 were increased to \$21,727,982 in the final budget. The actual budget basis expenditures and other financing uses for fiscal year 2023 totaled \$20,626,270, which was \$1,101,712 less than the final budget estimates. This is a result of the Center's conservative budgeting practices.

Capital Assets and Debt Administration

Capital Assets

At the end of fiscal year 2023, the Center had \$11,716,151 invested in land, construction in progress, land improvements, buildings and improvements, furniture and equipment, intangible right to use assets and vehicles. The total amount was reported in governmental activities. The table on the next page shows June 30, 2023 balances compared to June 30, 2022.

**FOUR COUNTY CAREER CENTER
HENRY COUNTY, OHIO**

MANAGEMENT'S DISCUSSION AND ANALYSIS
FOR THE FISCAL YEAR ENDED JUNE 30, 2023
(UNAUDITED)

**Capital Assets at June 30
(Net of Depreciation and Amortization)**

	Governmental Activities	
	2023	2022
Land	\$ 219,258	\$ 219,258
Construction in progress	819,063	65,878
Land improvements	125,425	152,832
Buildings and improvements	9,126,199	9,426,146
Furniture and equipment	1,002,695	1,038,503
Intangible right to use	134,095	120,127
Vehicles	289,416	217,245
Total	\$ 11,716,151	\$ 11,239,989

The overall increase in capital assets of \$476,162 is due to capital asset additions of \$1,237,781 exceeding depreciation and amortization expense of \$750,792 and capital asset disposals of \$10,827 (net of accumulated depreciation/amortization). See Note 8 to the basic financial statements for additional information on the Center's capital assets.

Debt Administration

At June 30, 2023, the Center had \$2,118,030 in bonds and lease payable obligations outstanding. Of this total, \$297,552 is due within one year and \$1,820,478 is due in more than one year. The following table summarizes the long-term obligations outstanding at June 30, 2023 and June 30, 2022.

Outstanding Debt, at Year End

	Governmental Activities 2023	Governmental Activities 2022
General obligation bonds	\$ 1,985,000	\$ 2,095,000
Permanent improvement TAN	-	125,000
Leases payable	133,030	118,487
	\$ 2,118,030	\$ 2,338,487

At June 30, 2023, the Center's overall legal debt margin was \$360,374,537, with an unvoted debt margin of \$4,025,047.

See Note 9 to the basic financial statements for additional information on the Center's debt administration.

Current Financial Related Activity

The Four County Career Center (the "Center") covers portions of eight different counties geographically, which consists mostly of residential/farming communities. The building and facilities on the main campus, as well as additional satellite locations, house high school and adult education programming.

Property tax levies passed in 1976, 1979, 1988 and 2016 on a continuous basis are in place to help fund the general fund operations of the Center. Overall revenue in this fund increased over the prior year, mainly due to the introduction of the Fair School Funding Plan that became effective with fiscal year 2022 and increased investment income.

**FOUR COUNTY CAREER CENTER
HENRY COUNTY, OHIO**

**MANAGEMENT'S DISCUSSION AND ANALYSIS
FOR THE FISCAL YEAR ENDED JUNE 30, 2023
(UNAUDITED)**

During the fiscal year, the Center finalized the transfer of funds to capital projects for the final phases of the HVAC replacement project, as well as additional capital improvements that include a roof replacement and fire alarm panel upgrade.

The Nexus and Rover pipelines run through areas of the Center's district and these tax valuations are currently in the appeal process. The impact of potential changes to these valuations may create future challenges, in addition to any future changes in state funding; however, the financial stability of the Center continues to be a top priority.

Contacting the Center's Financial Management

This financial report is designed to provide our citizens, taxpayers, and investors and creditors with a general overview of the Center's finances and to show the Center's accountability for the money it receives. If you have questions about this report or need additional financial information contact Connie Nicely, Treasurer/CFO, Four County Career Center, 22-900 St. Rt. 34, Archbold, Ohio, 43502

**FOUR COUNTY CAREER CENTER
HENRY COUNTY, OHIO**

STATEMENT OF NET POSITION
JUNE 30, 2023

	Governmental Activities
Assets:	
Equity in pooled cash and investments	\$ 31,895,113
Receivables:	
Property taxes	13,188,213
Accounts	423,338
Accrued interest	49,764
Intergovernmental	27,260
Prepayments	25,086
Materials and supplies inventory	111,971
Inventory held for resale	39,189
Net OPEB asset	1,811,424
Capital assets:	
Nondepreciable capital assets	1,038,321
Depreciable capital assets, net	10,677,830
Capital assets, net	11,716,151
Total assets	59,287,509
 Deferred outflows of resources:	
Pension	4,437,079
OPEB	309,159
Total deferred outflows of resources	4,746,238
 Liabilities:	
Accounts payable	46,183
Accrued wages and benefits	1,866,176
Intergovernmental payable	60,640
Pension and postemployment obligation payable	229,047
Accrued interest payable	2,117
Long-term liabilities:	
Due within one year	483,878
Due in more than one year:	
Net pension liability	18,924,266
Net OPEB liability	826,985
Other amounts due in more than one year	2,831,216
Total liabilities	25,270,508
 Deferred inflows of resources:	
Property taxes levied for the next fiscal year	10,209,678
Deferred charges on refunding	11,541
Pension	2,574,659
OPEB	2,791,307
Total deferred inflows of resources	15,587,185
 Net position:	
Net investment in capital assets	9,586,580
Restricted for:	
Capital projects	396,311
OPEB plan	362,523
Debt service	103,156
Adult education	1,192,965
State funded programs	280,477
Federally funded programs	100,000
Food service operations	110,447
Extracurricular	73,651
Other purposes	22,663
Unrestricted	10,947,281
Total net position	\$ 23,176,054

SEE ACCOMPANYING NOTES TO THE BASIC FINANCIAL STATEMENTS

**FOUR COUNTY CAREER CENTER
HENRY COUNTY, OHIO**

STATEMENT OF ACTIVITIES
FOR THE FISCAL YEAR ENDED JUNE 30, 2023

	Expenses	Program Revenues			Net (Expense)
		Charges for Services and Sales	Operating Grants and Contributions	Capital Grants and Contributions	Revenue and Changes in Net Position
					Governmental Activities
Governmental activities:					
Instruction:					
Vocational	\$ 11,305,039	\$ 468,043	\$ 3,730,572	\$ -	\$ (7,106,424)
Adult/continuing	1,220,479	774,736	383,330	-	(62,413)
Other	86,588	-	50,895	-	(35,693)
Support services:					
Pupil	1,826,675	-	281,740	-	(1,544,935)
Instructional staff	507,013	-	35,788	-	(471,225)
Board of education	88,033	-	-	-	(88,033)
Administration	1,592,712	-	10,054	-	(1,582,658)
Fiscal	699,645	-	-	-	(699,645)
Business	107,722	1,640	-	-	(106,082)
Operations and maintenance	1,407,443	15,096	527	100,000	(1,291,820)
Pupil transportation	40,361	-	-	-	(40,361)
Central	420,127	-	56,431	-	(363,696)
Operation of non-instructional services:					
Food service operations	570,707	278,587	276,727	-	(15,393)
Other non-instructional services	276	-	300	-	24
Extracurricular activities	111,822	27,735	-	-	(84,087)
Intergovernmental	154,882	-	102,810	-	(52,072)
Interest and fiscal charges	29,026	-	-	-	(29,026)
Totals	\$ 20,168,550	\$ 1,565,837	\$ 4,929,174	\$ 100,000	(13,573,539)

General revenues:

Property taxes levied for:	
General purposes	12,195,428
Debt service	263,000
Capital outlay	386,709
Payments in lieu of taxes	85,283
Grants and entitlements not restricted to specific programs	5,816,999
Investment earnings	983,229
Miscellaneous	755
Total general revenues	19,731,403
Change in net position	6,157,864
Net position at beginning of year	17,018,190
Net position at end of year	\$ 23,176,054

SEE ACCOMPANYING NOTES TO THE BASIC FINANCIAL STATEMENTS

**FOUR COUNTY CAREER CENTER
HENRY COUNTY, OHIO**

BALANCE SHEET
GOVERNMENTAL FUNDS
JUNE 30, 2023

	<u>General</u>	<u>Adult Education</u>	<u>Nonmajor Governmental Funds</u>	<u>Total Governmental Funds</u>
Assets:				
Equity in pooled cash and investments	\$ 26,623,585	\$ 882,811	\$ 4,388,717	\$ 31,895,113
Receivables:				
Property taxes	12,558,870	-	629,343	13,188,213
Accounts	50,189	373,123	26	423,338
Accrued interest	49,764	-	-	49,764
Intergovernmental	6,460	-	20,800	27,260
Prepayments	23,994	974	118	25,086
Materials and supplies inventory	111,212	-	759	111,971
Inventory held for resale	30,641	4,586	3,962	39,189
Total assets	<u>\$ 39,454,715</u>	<u>\$ 1,261,494</u>	<u>\$ 5,043,725</u>	<u>\$ 45,759,934</u>
Liabilities:				
Accounts payable	\$ 37,354	\$ 1,184	\$ 7,645	\$ 46,183
Accrued wages and benefits	1,774,705	29,022	62,449	1,866,176
Compensated absences payable	23,980	-	-	23,980
Intergovernmental payable	59,527	421	692	60,640
Pension and postemployment obligation payable	211,643	4,063	13,341	229,047
Total liabilities	<u>2,107,209</u>	<u>34,690</u>	<u>84,127</u>	<u>2,226,026</u>
Deferred inflows of resources:				
Property taxes levied for the next fiscal year	9,726,482	-	483,196	10,209,678
Delinquent property tax revenue not available	1,338,096	-	67,593	1,405,689
Intergovernmental revenue not available	5,990	-	-	5,990
Accrued interest not available	24,391	-	-	24,391
Charges for services revenue not available	31,655	265,271	5	296,931
Total deferred inflows of resources	<u>11,126,614</u>	<u>265,271</u>	<u>550,794</u>	<u>11,942,679</u>
Fund balances:				
Nonspendable:				
Materials and supplies inventory	111,212	-	759	111,971
Prepays	23,994	974	118	25,086
Restricted:				
Debt service	-	-	105,273	105,273
Capital improvements	-	-	328,718	328,718
Adult education	-	960,559	-	960,559
Food service operations	-	-	132,145	132,145
State funded programs	-	-	280,477	280,477
Federally funded programs	-	-	100,000	100,000
Extracurricular	-	-	73,651	73,651
Other purposes	-	-	22,663	22,663
Committed:				
Capital improvements	-	-	3,365,000	3,365,000
Termination benefits	313,422	-	-	313,422
Assigned:				
Student instruction	155,077	-	-	155,077
Student and staff support	42,474	-	-	42,474
Extracurricular activities	270	-	-	270
Facilities acquisition and construction	49,534	-	-	49,534
Subsequent year's appropriations	142,626	-	-	142,626
Customer services	192,813	-	-	192,813
Unassigned	25,189,470	-	-	25,189,470
Total fund balances	<u>26,220,892</u>	<u>961,533</u>	<u>4,408,804</u>	<u>31,591,229</u>
Total liabilities, deferred inflows and fund balances	<u>\$ 39,454,715</u>	<u>\$ 1,261,494</u>	<u>\$ 5,043,725</u>	<u>\$ 45,759,934</u>

SEE ACCOMPANYING NOTES TO THE BASIC FINANCIAL STATEMENTS

**FOUR COUNTY CAREER CENTER
HENRY COUNTY, OHIO**

RECONCILIATION OF TOTAL GOVERNMENTAL FUND BALANCES TO
NET POSITION OF GOVERNMENTAL ACTIVITIES
JUNE 30, 2023

Total governmental fund balances		\$	31,591,229
<i>Amounts reported for governmental activities on the statement of net position are different because:</i>			
Capital assets used in governmental activities are not financial resources and therefore are not reported in the funds.			11,716,151
Other long-term assets are not available to pay for current-period expenditures and therefore are deferred inflows in the funds.			
Property taxes receivable	\$	1,405,689	
Accounts receivable		296,931	
Accrued interest receivable		24,391	
Intergovernmental receivable		5,990	
Total		5,990	1,733,001
Unamortized amounts on refundings are not recognized in the funds.			(11,541)
Accrued interest payable is not due and payable in the current period and therefore is not reported in the funds.			(2,117)
The net pension/OPEB assets & liabilities are not due and payable in the current period; therefore, the assets, liabilities and related deferred inflows/outflows are not reported in governmental funds.			
Deferred outflows - pension		4,437,079	
Deferred inflows - pension		(2,574,659)	
Net pension liability		(18,924,266)	
Deferred outflows - OPEB		309,159	
Deferred inflows - OPEB		(2,791,307)	
Net OPEB asset		1,811,424	
Net OPEB liability		(826,985)	
Total		(826,985)	(18,559,555)
Long-term liabilities, including bonds payable, are not due and payable in the current period and therefore are not reported in the funds.			
General obligation bonds		(1,985,000)	
Lease obligations		(133,030)	
Compensated absences		(1,173,084)	
Total		(3,291,114)	(3,291,114)
Net position of governmental activities		\$	23,176,054

SEE ACCOMPANYING NOTES TO THE BASIC FINANCIAL STATEMENTS

**FOUR COUNTY CAREER CENTER
HENRY COUNTY, OHIO**

STATEMENT OF REVENUES, EXPENDITURES AND CHANGES IN FUND BALANCES
GOVERNMENTAL FUNDS
FOR THE FISCAL YEAR ENDED JUNE 30, 2023

	<u>General</u>	<u>Adult Education</u>	<u>Nonmajor Governmental Funds</u>	<u>Total Governmental Funds</u>
Revenues:				
Property taxes	\$ 11,541,480	\$ -	\$ 617,068	\$ 12,158,548
Intergovernmental	9,441,733	300,271	1,081,569	10,823,573
Investment earnings	948,140	-	21,847	969,987
Tuition and fees	230,992	760,864	-	991,856
Extracurricular	-	-	22,714	22,714
Rental income	15,096	-	-	15,096
Charges for services	242,428	38	277,257	519,723
Contributions and donations	7,876	-	-	7,876
Payment in lieu of taxes	81,222	-	4,061	85,283
Miscellaneous	5,142	-	4,570	9,712
Total revenues	<u>22,514,109</u>	<u>1,061,173</u>	<u>2,029,086</u>	<u>25,604,368</u>
Expenditures:				
Current:				
Instruction:				
Vocational	11,073,041	-	328,358	11,401,399
Adult/continuing	310,844	821,763	83,059	1,215,666
Other	16,226	-	71,101	87,327
Support services:				
Pupil	1,751,504	-	133,679	1,885,183
Instructional staff	480,132	-	35,788	515,920
Board of education	87,219	-	-	87,219
Administration	1,647,500	-	10,054	1,657,554
Fiscal	697,215	-	13,024	710,239
Business	102,982	-	-	102,982
Operations and maintenance	1,254,272	273	38,866	1,293,411
Pupil transportation	30,643	-	90,940	121,583
Central	358,308	-	56,808	415,116
Operation of non-instructional services:				
Food service operations	10,508	-	561,643	572,151
Other non-instructional services	-	-	276	276
Extracurricular activities	99,478	-	14,512	113,990
Facilities acquisition and construction	118,357	-	760,452	878,809
Capital outlay	75,397	-	-	75,397
Intergovernmental	154,882	-	-	154,882
Debt service:				
Principal retirement	28,185	32,669	235,000	295,854
Interest and fiscal charges	1,961	931	27,605	30,497
Total expenditures	<u>18,298,654</u>	<u>855,636</u>	<u>2,461,165</u>	<u>21,615,455</u>
Excess (deficiency) of revenues over (under) expenditures	<u>4,215,455</u>	<u>205,537</u>	<u>(432,079)</u>	<u>3,988,913</u>
Other financing sources (uses):				
Sale of assets	2,638	-	-	2,638
Transfers in	-	-	2,975,000	2,975,000
Transfers (out)	(2,325,000)	-	(650,000)	(2,975,000)
Lease transaction	75,397	-	-	75,397
Total other financing sources (uses)	<u>(2,246,965)</u>	<u>-</u>	<u>2,325,000</u>	<u>78,035</u>
Net change in fund balances	1,968,490	205,537	1,892,921	4,066,948
Fund balances at beginning of year	<u>24,252,402</u>	<u>755,996</u>	<u>2,515,883</u>	<u>27,524,281</u>
Fund balances at end of year	<u>\$ 26,220,892</u>	<u>\$ 961,533</u>	<u>\$ 4,408,804</u>	<u>\$ 31,591,229</u>

SEE ACCOMPANYING NOTES TO THE BASIC FINANCIAL STATEMENTS

**FOUR COUNTY CAREER CENTER
HENRY COUNTY, OHIO**

RECONCILIATION OF THE STATEMENT OF REVENUES, EXPENDITURES
AND CHANGES IN FUND BALANCES OF GOVERNMENTAL FUNDS
TO THE STATEMENT OF ACTIVITIES
FOR THE FISCAL YEAR ENDED JUNE 30, 2023

Net change in fund balances - total governmental funds	\$	4,066,948
<i>Amounts reported for governmental activities in the statement of activities are different because:</i>		
Governmental funds report capital outlays as expenditures. However, in the statement of activities, the cost of those assets is allocated over their estimated useful lives as depreciation/amortization expense.		
Capital asset additions	\$ 1,237,781	
Current year depreciation/amortization	<u>(750,792)</u>	
Total		486,989
The net effect of various miscellaneous transactions involving capital assets (i.e., sales, disposals, trade-ins, and donations) is to decrease net position.		
		(10,827)
Revenues in the statement of activities that do not provide current financial resources are not reported as revenues in the funds.		
Property taxes	686,589	
Tuition	13,846	
Earnings on investments	19,511	
Charges for services	(20)	
Classroom materials and fees	(3,336)	
Intergovernmental	5,990	
Other	<u>(534)</u>	
Total		722,046
Repayment of bond, note and lease principal is an expenditure in the governmental funds, but the repayment reduces long-term liabilities on the statement of net position.		
		295,854
Issuance of leases are recorded as other financing sources in the funds; however, in the statement of activities, they are not reported as other financing sources as they increase liabilities on the statement of net position.		
		(75,397)
In the statement of activities, interest is accrued on outstanding bonds, whereas in governmental funds, an interest expenditure is reported when due. The following items resulted in less interest being reported in the statement of activities:		
Decrease in accrued interest payable	367	
Amortization of deferred charges	<u>1,104</u>	
Total		1,471
Contractually required contributions are reported as expenditures in governmental funds; however, the statement of net position reports these amounts as deferred outflows.		
Pension	1,642,615	
OPEB	<u>14,384</u>	
Total		1,656,999
Except for amounts reported as deferred inflows/outflows, changes in the net pension/OPEB liability/asset are reported as pension/OPEB expense in the statement of activities.		
Pension	(1,389,236)	
OPEB	<u>452,116</u>	
Total		(937,120)
Some expenses reported in the statement of activities, such as compensated absences, do not require the use of current financial resources and therefore are not reported as expenditures in governmental funds.		
		<u>(49,099)</u>
Change in net position of governmental activities	\$	<u>6,157,864</u>

SEE ACCOMPANYING NOTES TO THE BASIC FINANCIAL STATEMENTS

**FOUR COUNTY CAREER CENTER
HENRY COUNTY, OHIO**

STATEMENT OF REVENUES, EXPENDITURES AND CHANGES IN
FUND BALANCE - BUDGET AND ACTUAL (NON-GAAP BUDGETARY BASIS)
GENERAL FUND
FOR THE FISCAL YEAR ENDED JUNE 30, 2023

	<u>Budgeted Amounts</u>			Variance with Final Budget Positive (Negative)
	<u>Original</u>	<u>Final</u>	<u>Actual</u>	
Revenues:				
Property taxes	\$ 11,253,897	\$ 11,253,897	\$ 11,314,289	\$ 60,392
Intergovernmental	8,810,789	9,223,775	9,442,439	218,664
Investment earnings	70,000	700,000	885,051	185,051
Tuition and fees	183,000	146,000	177,402	31,402
Rental income	15,096	15,096	15,096	-
Charges for services	87,000	118,780	129,220	10,440
Contributions and donations	750	750	755	5
Payment in lieu of taxes	43,000	79,260	81,222	1,962
Miscellaneous	4,500	4,200	5,142	942
Total revenues	<u>20,468,032</u>	<u>21,541,758</u>	<u>22,050,616</u>	<u>508,858</u>
Expenditures:				
Current:				
Instruction:				
Vocational	11,446,476	11,500,066	10,992,121	507,945
Adult/continuing	326,060	326,060	310,163	15,897
Other	34,900	34,675	18,845	15,830
Support services:				
Pupil	1,816,103	1,823,238	1,731,705	91,533
Instructional staff	564,878	537,130	467,293	69,837
Board of education	111,061	110,688	89,520	21,168
Administration	1,589,976	1,593,464	1,561,819	31,645
Fiscal	716,787	717,155	706,164	10,991
Business	124,587	120,602	103,278	17,324
Operations and maintenance	1,314,006	1,321,843	1,262,715	59,128
Pupil transportation	31,640	40,340	30,692	9,648
Central	382,937	376,062	358,272	17,790
Operation of non-instructional services				
Food service operations	40,000	5,620	5,618	2
Extracurricular activities	117,173	137,303	103,970	33,333
Facilities acquisition and construction	55,000	164,945	160,713	4,232
Intergovernmental	-	156,000	154,882	1,118
Total expenditures	<u>18,671,584</u>	<u>18,965,191</u>	<u>18,057,770</u>	<u>907,421</u>
Excess of revenues over expenditures	<u>1,796,448</u>	<u>2,576,567</u>	<u>3,992,846</u>	<u>1,416,279</u>
Other financing sources (uses):				
Refund of prior year's expenditures	1,000	1,000	1,101	101
Transfers (out)	(385,000)	(2,425,000)	(2,425,000)	-
Advances in	213,500	213,500	143,500	(70,000)
Advances (out)	(213,500)	(213,500)	(143,500)	70,000
Contingencies	(261,898)	(124,291)	-	124,291
Sale of assets	5,000	5,000	2,638	(2,362)
Total other financing sources (uses)	<u>(640,898)</u>	<u>(2,543,291)</u>	<u>(2,421,261)</u>	<u>122,030</u>
Net change in fund balance	1,155,550	33,276	1,571,585	1,538,309
Fund balance at beginning of year	24,216,254	24,216,254	24,216,254	-
Prior year encumbrances appropriated	165,564	165,564	165,564	-
Fund balance at end of year	<u>\$ 25,537,368</u>	<u>\$ 24,415,094</u>	<u>\$ 25,953,403</u>	<u>\$ 1,538,309</u>

SEE ACCOMPANYING NOTES TO THE BASIC FINANCIAL STATEMENTS

**FOUR COUNTY CAREER CENTER
HENRY COUNTY, OHIO**

STATEMENT OF REVENUES, EXPENDITURES AND CHANGES IN
FUND BALANCE - BUDGET AND ACTUAL (NON-GAAP BUDGETARY BASIS)
ADULT EDUCATION FUND
FOR THE FISCAL YEAR ENDED JUNE 30, 2023

	<u>Budgeted Amounts</u>		<u>Actual</u>	Variance with Final Budget Positive (Negative)
	<u>Original</u>	<u>Final</u>		
Revenues:				
Intergovernmental	\$ 236,000	\$ 236,000	\$ 300,271	\$ 64,271
Tuition and fees	639,500	639,500	712,935	73,435
Miscellaneous	3,500	3,500	35	(3,465)
Total revenue	<u>879,000</u>	<u>879,000</u>	<u>1,013,241</u>	<u>134,241</u>
Expenditures:				
Current:				
Instruction:				
Adult/continuing	973,436	966,626	852,860	113,766
Support services:				
Operations and maintenance	1,000	1,000	273	727
Central	15,000	30,000	-	30,000
Total expenditures	<u>989,436</u>	<u>997,626</u>	<u>853,133</u>	<u>144,493</u>
Excess (deficiency) of revenues over (under) expenditures	<u>(110,436)</u>	<u>(118,626)</u>	<u>160,108</u>	<u>278,734</u>
Other financing sources (uses):				
Refund of prior year's expenditures	300	300	75	(225)
Refund of prior year's (receipts)	(250)	(250)	-	250
Total other financing sources (uses)	<u>50</u>	<u>50</u>	<u>75</u>	<u>25</u>
Net change in fund balance	(110,386)	(118,576)	160,183	278,759
Fund balance at beginning of year	708,905	708,905	708,905	-
Prior year encumbrances appropriated	9,975	9,975	9,975	-
Fund balance at end of year	<u>\$ 608,494</u>	<u>\$ 600,304</u>	<u>\$ 879,063</u>	<u>\$ 278,759</u>

SEE ACCOMPANYING NOTES TO THE BASIC FINANCIAL STATEMENTS

**FOUR COUNTY CAREER CENTER
HENRY COUNTY, OHIO**

NOTES TO THE BASIC FINANCIAL STATEMENTS
FOR THE FISCAL YEAR ENDED JUNE 30, 2023

NOTE 1 - DESCRIPTION OF THE CENTER

The Four County Career Center (the “Center”) is a joint vocational school district as defined by Section 3311.18 of the Ohio Revised Code. The Center was established in 1966, with classes beginning in September 1968, and serves 22 districts located primarily in Defiance, Fulton, Henry and Williams counties. The Center is operated under a board of education consisting of eleven members. The Center provides job training for residents of participating districts. Currently, the Center provides 30 courses of instruction in such varied fields as chef training, electronics, health careers and cosmetology. The average daily membership for fiscal year 2023 was 939. The Center employed 95 certified, 46 non-certified, and 17 administrative staff.

The Center provides vocational and adult continuing instruction. Also, the Center has support services for pupils, instructional staff, general and school administration, fiscal and business affairs. In addition, the Center accounts for various extracurricular activities and retirement of debt obligations.

NOTE 2 - SUMMARY OF SIGNIFICANT ACCOUNTING POLICIES

The basic financial statements of the Center have been prepared in conformity with accounting principles generally accepted in the United States of America (GAAP) as applied to governmental units. The Governmental Accounting Standards Board (GASB) is the accepted standard-setting body for establishing governmental accounting and financial reporting principles. The Center’s significant accounting policies are described below.

A. Reporting Entity

The reporting entity has been defined in accordance with GASB Statement No. 14, “The Financial Reporting Entity” as amended by GASB Statement No. 39, “Determining Whether Certain Organizations Are Component Units” and GASB Statement No. 61, “The Financial Reporting Entity: Omnibus an amendment of GASB Statements No. 14 and No. 34”. The reporting entity is composed of the primary government and component units. The primary government consists of all funds, departments, boards and agencies that are not legally separate from the Center. For the Center, this includes general operations, food service, and student related activities of the Center.

Component units are legally separate organizations for which the Center is financially accountable. The Center is financially accountable for an organization if the Center appoints a voting majority of the organization’s Governing Board and (1) the Center is able to significantly influence the programs or services performed or provided by the organization; or (2) the Center is legally entitled to or can otherwise access the organization’s resources; or (3) the Center is legally obligated or has otherwise assumed the responsibility to finance the deficits of, or provide financial support to, the organization; or (4) the Center is obligated for the debt of the organization. Component units may also include organizations that are fiscally dependent on the Center in that the Center approves the budget, the issuance of debt or the levying of taxes. Certain organizations are also included as component units if the nature and significance of the relationship between the primary government and the organization is such that exclusion by the primary government would render the primary government’s financial statements incomplete or misleading. Based upon the application of these criteria, the Center has no component units. The basic financial statements of the reporting entity include only those of the Center (the primary government).

**FOUR COUNTY CAREER CENTER
HENRY COUNTY, OHIO**

NOTES TO THE BASIC FINANCIAL STATEMENTS
FOR THE FISCAL YEAR ENDED JUNE 30, 2023

NOTE 2 - SUMMARY OF SIGNIFICANT ACCOUNTING POLICIES - (Continued)

The following organizations are described due to their relationship to the Center:

JOINTLY GOVERNED ORGANIZATIONS

Northwest Ohio Computer Association

The Center is a participant in the Northwest Ohio Computer Association (NWOCA). NWOCA is a program of the Northern Buckeye Education Council. The organization was formed for the purpose of applying modern technology with the aid of computers and other electronic equipment to administrative and instructional functions among member educational entities.

NWOCA is governed by the Northern Buckeye Education Council as described below. Total disbursements made by the Center to NWOCA during fiscal year 2023 were \$128,093. Financial information can be obtained from Tammy Butler, who serves as Treasurer, at 209 Nolan Parkway, P.O. Box 407, Archbold, Ohio 43502.

Northern Buckeye Education Council

The Northern Buckeye Education Council (NBEC) was established in 1979 to foster cooperation among school districts located in Defiance, Fulton, Henry, Lucas, Williams, and Wood counties. NBEC is organized under Ohio laws as a regional council of governments pursuant to a written agreement entered into by its member entities and bylaws adopted by the representatives of the member educational entities. NBEC is governed by an elected Board consisting of two representatives from each of the counties in which the member educational entities are located. The Board is elected from an Assembly consisting of a representative from each participating educational entity. To obtain financial information write to the Northern Buckeye Education Council, Tammy Butler, who serves as Treasurer, at 209 Nolan Parkway, PO Box 407, Archbold, Ohio 43502.

INSURANCE PURCHASING POOLS

Northern Buckeye Health Plan's Employee Insurance Benefits Program

The Center participates in a group health insurance pool through Optimal Health Initiative Consortium (OHI) Insurance Benefits Program (the Pool). The Pool is a public entity shared risk pool consisting of educational entities throughout the state. The Pool is governed by OHI and its participating members. During fiscal year 2023, the Center contributed a total of \$2,578,799 to Northern Buckeye Health Plan, Northwest Division of OHI for all four plans. Financial information for the period can be obtained from Todd Rosenbaum, Cherry Bekaert Advisory, 201 East 5th Street, Suite 2100, Cincinnati, Ohio 45202.

Workers' Compensation Group Rating Plan

The Center participates in a group-rating plan for workers' compensation as established under Section 4123.29 of the Ohio Revised Code. The Optimal Health Initiatives (OHI) Workers' Compensation Group Rating Plan (WCGRP) was established through the Northern Buckeye Health Plan NW Division of OHI, a group purchasing pool. The WCGRP is governed by the Northern Buckeye Health Plan and the plan participants. The Executive Director of the Health Plan coordinates the management and administration of the program. Each year, the participating members pay an enrollment fee to the WCGRP to cover the costs of administering the program.

B. Fund Accounting

The Center uses funds to maintain its financial records during the year. A fund is defined as a fiscal and accounting entity with a self-balancing set of accounts. There are three categories of funds: governmental, proprietary and fiduciary.

**FOUR COUNTY CAREER CENTER
HENRY COUNTY, OHIO**

NOTES TO THE BASIC FINANCIAL STATEMENTS
FOR THE FISCAL YEAR ENDED JUNE 30, 2023

NOTE 2 - SUMMARY OF SIGNIFICANT ACCOUNTING POLICIES - (Continued)

GOVERNMENTAL FUNDS

Governmental funds are those through which most governmental functions typically are financed. Governmental fund reporting focuses on the sources, uses and balances of current financial resources. Expendable assets are assigned to the various governmental funds according to the purposes for which they may or must be used. Current liabilities are assigned to the fund from which they will be paid. The difference between governmental fund assets and deferred outflows less liabilities and deferred inflows is reported as fund balance. The following are the Center's major governmental funds:

General fund - The general fund is used to account for and report all financial resources not accounted for and reported in another fund. The general fund balance is available for any purpose provided it is expended or transferred according to the general laws of Ohio.

Adult education fund - The adult education fund is used to account for transactions made in connection with adult education classes. Receipts include, but are not limited to, tuition from patrons and students, and reimbursements from the Ohio Board of Regents. Expenditures include, supplies, salaries and textbooks.

Other governmental funds of the Center are used to account for (a) financial resources that are restricted, committed, or assigned to expenditures for capital outlays including the acquisition or construction of capital facilities and other capital assets (b) financial resources that are restricted for debt service and (c) specific revenue sources that are restricted or committed to an expenditure for specified purposes other than debt service or capital projects.

PROPRIETARY FUNDS

Proprietary funds are used to account for the Center's ongoing activities which are similar to those often found in the private sector. The Center has no proprietary funds.

FIDUCIARY FUNDS

Fiduciary fund reporting focuses on net position and changes in net position. The fiduciary fund category is split into four classifications: pension trust funds, investment trust funds, private-purpose trust funds and agency funds. Trust funds are used to account for assets held by the Center under a trust agreement for individuals, private organizations, or other governments and are therefore not available to support the Center's own programs. The Center has no trust funds. Custodial funds are used to report fiduciary activities that are not required to be reported in a trust fund. The Center has no custodial funds.

C. Basis of Presentation and Measurement Focus

Government-Wide Financial Statements - The statement of net position and the statement of activities display information about the Center as a whole. These statements include the financial activities of the primary government, except for fiduciary funds.

The government-wide statement of activities presents a comparison between direct expenses and program revenues for each function or program of the governmental activities of the Center. Direct expenses are those that are specifically associated with a service, program or department and therefore clearly identifiable to a particular function. Program revenues include amounts paid by the recipient of goods or services offered by the program and grants and contributions that are restricted to meeting the operational or capital requirements of a particular program. Revenues not classified as program revenues are presented as general revenues of the Center.

The government-wide financial statements are prepared using the economic resources measurement focus. All assets and deferred outflows of resources and all liabilities and deferred inflows of resources associated with the operation of the Center are included on the statement of net position.

**FOUR COUNTY CAREER CENTER
HENRY COUNTY, OHIO**

NOTES TO THE BASIC FINANCIAL STATEMENTS
FOR THE FISCAL YEAR ENDED JUNE 30, 2023

NOTE 2 - SUMMARY OF SIGNIFICANT ACCOUNTING POLICIES - (Continued)

Fund Financial Statements - Fund financial statements report detailed information about the Center. The focus of governmental fund financial statements is on major funds rather than reporting funds by type. Each major fund is presented in a separate column and all nonmajor funds are aggregated into one column. Fiduciary funds are reported by fund type.

All governmental funds are accounted for using a flow of current financial resources measurement focus. With this measurement focus, only current assets and deferred outflows of resources and current liabilities and deferred inflows of resources generally are included on the balance sheet. The statement of revenues, expenditures and changes in fund balances reports on the sources (i.e., revenues and other financing sources) and uses (i.e., expenditures and other financing uses) of current financial resources. This approach differs from the manner in which the governmental activities of the government-wide financial statements are prepared. Governmental fund financial statements therefore include a reconciliation with brief explanations to better identify the relationship between the government-wide statements and the statements for governmental funds.

D. Basis of Accounting

Basis of accounting determines when transactions are recorded in the financial records and reported on the financial statements. Government-wide financial statements are prepared using the accrual basis of accounting. Governmental funds use the modified accrual basis of accounting. Fiduciary funds use the accrual basis of accounting.

Revenues - Exchange and Nonexchange Transactions - Revenue resulting from exchange transactions, in which each party gives and receives essentially equal value, is recorded on the accrual basis when the exchange takes place. On a modified accrual basis, revenue is recorded in the fiscal year in which the resources are measurable and become available. Available means that the resources will be collected within the current fiscal year or are expected to be collected soon enough thereafter to be used to pay liabilities of the current fiscal year. For the Center, available means expected to be received within sixty days of fiscal year end.

Nonexchange transactions, in which the Center receives value without directly giving equal value in return, include property taxes, grants, entitlements and donations. On an accrual basis, revenue from property taxes is recognized in the fiscal year for which the taxes are levied (See Note 6).

Revenue from grants, entitlements and donations is recognized in the fiscal year in which all eligibility requirements have been satisfied. Eligibility requirements include timing requirements, which specify the year when the resources are required to be used or the fiscal year when use is first permitted, matching requirements, in which the Center must provide local resources to be used for a specified purpose and expenditure requirements, in which the resources are provided to the Center on a reimbursement basis. On a modified accrual basis, revenue from nonexchange transactions must also be available before it can be recognized.

Under the modified accrual basis, the following revenue sources are considered to be both measurable and available at fiscal year end: property taxes available as an advance, interest, tuition, grants, student fees and rentals.

Deferred Outflows of Resources and Deferred Inflows of Resources - In addition to assets, the government-wide statement of net position will report a separate section for deferred outflows of resources. Deferred outflows of resources represent a consumption of net assets that applies to a future period and will not be recognized as an outflow of resources (expense/expenditure) until then. See Notes 12 and 13 for deferred outflows of resources related to net pension liability and net OPEB liability/asset, respectively.

**FOUR COUNTY CAREER CENTER
HENRY COUNTY, OHIO**

NOTES TO THE BASIC FINANCIAL STATEMENTS
FOR THE FISCAL YEAR ENDED JUNE 30, 2023

NOTE 2 - SUMMARY OF SIGNIFICANT ACCOUNTING POLICIES - (Continued)

In addition to liabilities, both the government-wide statement of net position and the governmental fund financial statements report a separate section for deferred inflows of resources. Deferred inflows of resources represent an acquisition of net assets that applies to a future period and will not be recognized as an inflow of resources (revenue) until that time. Deferred inflows of resources include property taxes and unavailable revenue. Property taxes represent amounts for which there is an enforceable legal claim as of June 30, 2023, but which were levied to finance fiscal year 2024 operations. These amounts have been recorded as a deferred inflow of resources on both the government-wide statement of net position and the governmental fund financial statements. Unavailable revenue is reported only on the governmental funds balance sheet, and represents receivables which will not be collected within the available period. Unavailable revenue includes, but is not limited to, delinquent property taxes and intergovernmental grants. These amounts are deferred and recognized as an inflow of resources in the period the amounts become available.

See Notes 12 and 13 for deferred inflows of resources related to net pension liability and net OPEB liability/asset, respectively. These deferred inflows of resources are only reported on the government-wide statement of net position. In addition, deferred outflows of resources include a deferred gain on debt refunding. A deferred gain on refunding results from the difference in the carrying value of refunded debt and its reacquisition price. This amount is deferred and amortized over the shorter of the life of the refunded debt or refunding debt.

Expenses/Expenditures - On the accrual basis of accounting, expenses are recognized at the time they are incurred. The entitlement value of donated commodities received during the year is reported in the statement of revenues, expenditures and changes in fund balances as an expenditure with a like amount reported as intergovernmental revenue.

The measurement focus of governmental fund accounting is on decreases in net financial resources (expenditures) rather than expenses. Expenditures are generally recognized in the accounting period in which the related fund liability is incurred, if measurable. Allocations of cost, such as depreciation and amortization, are not recognized in governmental funds.

E. Budgets

The budgetary process is prescribed by provisions of the Ohio Revised Code and entails the preparation of budgetary documents within an established timetable. The major documents prepared are the tax budget, the certificate of estimated resources, and the appropriation resolution, all of which are prepared on the budgetary basis of accounting. The certificate of estimated resources and the appropriations resolution are subject to amendment throughout the fiscal year with the legal restriction that appropriations cannot exceed estimated resources, as certified. All funds are legally required to be budgeted and appropriated. The legal level of budgetary control for the general fund is at the fund, function and object level and the fund level for all other funds. Any budgetary modifications at these levels may only be made by resolution of the Board of Education. The Center has elected to present budgetary statement comparisons at the fund and function level of expenditures.

Tax Budget:

Prior to January 15, the Superintendent and Treasurer submit to the Board of Education a proposed operating budget for the fiscal year commencing the following July 1. The budget includes proposed expenditures and the means of financing for all funds. Public hearings are publicized and conducted to obtain taxpayers' comments. The purpose of this budget document is to reflect the need for existing (or increased) tax rates. By no later than January 20, the Board-adopted budget is filed with the Fulton County Budget Commission for rate determination.

**FOUR COUNTY CAREER CENTER
HENRY COUNTY, OHIO**

NOTES TO THE BASIC FINANCIAL STATEMENTS
FOR THE FISCAL YEAR ENDED JUNE 30, 2023

NOTE 2 - SUMMARY OF SIGNIFICANT ACCOUNTING POLICIES - (Continued)

Estimated Resources:

By April 1, the Board of Education accepts, by formal resolution, the tax rates as determined by the Budget Commission and receives the Commission's certificate of estimated resources, which states the projected revenue of each fund. Prior to July 1, the Center must revise its budget so that total contemplated expenditures from any fund during the ensuing year will not exceed the amount stated in the certificate of estimated resources. The revised budget then serves as the basis for the appropriation measure. On or about July 1, the certificate of estimated resources is amended to include any unencumbered cash balances from the preceding year. The certificate of estimated resources may be further amended during the year if projected increases or decreases in revenue are identified by the Center Treasurer. The amounts reported in the budgetary statements reflect the amounts in the original and final amended certificate of estimated resources issued during the fiscal year.

Appropriations:

Upon receipt from the County Auditor of an amended certificate of estimated resources based on final assessed values and tax rates or a certificate saying no new certificate of estimated resources is necessary, the annual appropriation resolution is enacted by the Board of Education. Prior to the passage of the annual appropriation measure, the Board may pass a temporary appropriation measure to meet the ordinary expenses of the Center. The appropriation resolution, by fund, must be within the estimated resources as certified by the County Budget Commission and the total of expenditures may not exceed the appropriation totals at the fund legal level of control. Any revisions that alter appropriations at the fund level must be approved by the Board of Education.

The Board may pass supplemental fund appropriations so long as the total appropriations by fund do not exceed the amounts set forth in the most recent certificate of estimated resources. During the fiscal year, all supplemental appropriations were legally enacted.

The appropriation resolution is subject to amendment by the Board throughout the fiscal year with the restriction that appropriations may not exceed estimated revenues. The amounts reported as the original budget amounts reflect the first appropriation for that fund that covered the entire fiscal year, including amounts automatically carried over from prior year. The amounts reported as the final budgeted amounts represent the final appropriation amounts passed by the Board during the fiscal year.

F. Cash and Investments

To improve cash management, cash received by the Center is pooled in a central bank account. Monies for all funds are maintained in this pool. Individual fund integrity is maintained through the Center's records. Each fund's interest in the pool is presented as "equity in pooled cash and investments" on the basic financial statements.

During fiscal year 2023, investments were limited to negotiable and nonnegotiable certificates of deposit, U.S. Treasury notes, federal agency securities and investments in the State Treasury Asset Reserve of Ohio (STAR Ohio). Except for nonparticipating investment contracts, investments are reported at fair value, which is based on quoted market prices. Nonparticipating investment contracts, such as nonnegotiable certificates of deposit, are reported at cost.

The Center invested in STAR Ohio. STAR Ohio (the State Treasury Asset Reserve of Ohio), is an investment pool managed by the State Treasurer's Office which allows governments within the State to pool their funds for investment purposes. STAR Ohio is not registered with the SEC as an investment company, but has adopted Governmental Accounting Standards Board (GASB), Statement No. 79, "Certain External Investment Pools and Pool Participants." The Center measures their investment in STAR Ohio at the net asset value (NAV) per share provided by STAR Ohio. The NAV per share is calculated on an amortized cost basis that provides an NAV per share that approximates fair value.

**FOUR COUNTY CAREER CENTER
HENRY COUNTY, OHIO**

NOTES TO THE BASIC FINANCIAL STATEMENTS
FOR THE FISCAL YEAR ENDED JUNE 30, 2023

NOTE 2 - SUMMARY OF SIGNIFICANT ACCOUNTING POLICIES - (Continued)

For fiscal year 2023, there were no limitations or restrictions on any participant withdrawals due to redemption notice periods, liquidity fees, or redemption gates. However, 24-hour notice in advance of all deposits and withdrawals exceeding \$100 million is encouraged. STAR Ohio reserves the right to limit the transaction to \$250 million, requiring the excess amount to be transacted the following business day(s), but only to the \$250 million limit. All accounts of the participant will be combined for these purposes.

Under existing Ohio statutes, the Board of Education has, by resolution, specified the funds to receive an allocation of interest earnings. Interest revenue credited to the general fund during fiscal year 2023 amounted to \$948,140, which includes \$115,034 assigned from other funds.

For presentation on the basic financial statements, investments of the cash management pool and investments with original maturities of three months or less at the time they are purchased by the Center are considered to be cash equivalents. Investments with an initial maturity of more than three months are reported as investments.

An analysis of the Center’s investment account at fiscal year end is provided in Note 4.

G. Inventory

On government-wide financial statements, inventories are presented at the lower of cost or market on a first-in, first-out basis and are expensed when used.

On the fund financial statements, inventories of governmental funds are stated at cost. Cost is determined on a first-in, first-out basis. The cost of inventory items is recorded as an expenditure when purchased.

H. Capital Assets

General capital assets are those assets specifically related to activities reported in the governmental activities. These assets result from expenditures in the governmental funds. These assets are reported in the governmental activities column of the government-wide statement of net position, but are not reported in the fund financial statements.

All capital assets are capitalized at cost (or estimated historical cost) and updated for additions and retirements during the year. Donated capital assets are recorded at their acquisition values as of the date received. The Center’s capitalization threshold is \$5,000. Improvements are capitalized; the costs of normal maintenance and repairs that do not add to the value of the asset or materially extend an asset’s life are not.

All reported capital assets except land and construction in progress are depreciated. Improvements are depreciated over the remaining useful lives of the related capital assets. Depreciation is computed using the straight-line method over the following useful lives:

<u>Description</u>	<u>Governmental Activities Estimated Lives</u>
Land improvements	20 years
Buildings and improvements	15 - 40 years
Furniture, fixtures and equipment	5 - 15 years
Intangible leased assets	3 - 5 years
Vehicles	5 - 15 years

The Center is reporting intangible right to use assets related to leased equipment and buildings. The intangible assets are being amortized in a systematic and rational manner of the shorter of the lease term or the useful life of the underlying asset.

**FOUR COUNTY CAREER CENTER
HENRY COUNTY, OHIO**

NOTES TO THE BASIC FINANCIAL STATEMENTS
FOR THE FISCAL YEAR ENDED JUNE 30, 2023

NOTE 2 - SUMMARY OF SIGNIFICANT ACCOUNTING POLICIES - (Continued)

I. Compensated Absences

Compensated absences of the Center consist of vacation leave and sick leave to the extent that payments to the employee for these absences are attributable to services already rendered and are not contingent on a specific event that is outside the control of the Center and the employee.

In accordance with the provisions of GASB Statement No. 16, "Accounting for Compensated Absences", a liability for vacation leave is accrued if a) the employees' rights to payment are attributable to services already rendered; and b) it is probable that the employer will compensate the employees for the benefits through paid time off or other means, such as cash payment at termination or retirement. An accrual for earned sick leave is made to the extent that it is probable that the benefits will result in termination (severance) payments. A liability for sick leave is accrued using the vesting method; i.e., the liability is based on the sick leave accumulated at June 30, 2023, by those employees who are currently eligible to receive termination (severance) payments, as well as those employees expected to become eligible in the future. For purposes of establishing a liability for sick leave on employees expected to become eligible to retire in the future, all employees age 50 or greater are considered expected to become eligible to retire in accordance with GASB Statement No. 16.

The total liability for vacation and sick leave payments has been calculated using pay rates in effect at June 30, 2023 and reduced to the maximum payment allowed by labor contract and/or statute, plus any applicable additional salary related payments.

The entire compensated absence liability is reported on the government-wide financial statements.

For governmental fund financial statements, the current portion of unpaid compensated absences is the amount expected to be paid using expendable available resources upon the occurrence of relevant events. These amounts are recorded in the account "compensated absences payable" in the fund from which the employees who have accumulated unpaid leave are paid. The noncurrent portion of the liability is not reported.

J. Accrued Liabilities and Long-Term Obligations

All payables, accrued liabilities and long-term obligations are reported in the government-wide financial statements.

In general, governmental fund payables and accrued liabilities that, once incurred, are paid in a timely manner and in full from current financial resources are reported as obligations of the funds. However, claims and judgments, compensated absences and special termination benefits that will be paid from governmental funds are reported as a liability in the fund financial statements only to the extent that they are due for payment during the current year. Net pension/OPEB liability should be recognized in the governmental funds to the extent that benefit payments are due and payable and the pension/OPEB plan's fiduciary net position is not sufficient for payment of those benefits. Bonds, notes and long-term leases are recognized as a liability on the governmental fund financial statements when due.

K. Fund Balance

Fund balance is divided into five classifications based primarily on the extent to which the Center is bound to observe constraints imposed upon the use of the resources in the governmental funds. The classifications are as follows:

Nonspendable - The nonspendable fund balance classification includes amounts that cannot be spent because they are not in spendable form or legally required to be maintained intact. The "not in spendable form" criterion includes items that are not expected to be converted to cash.

**FOUR COUNTY CAREER CENTER
HENRY COUNTY, OHIO**

NOTES TO THE BASIC FINANCIAL STATEMENTS
FOR THE FISCAL YEAR ENDED JUNE 30, 2023

NOTE 2 - SUMMARY OF SIGNIFICANT ACCOUNTING POLICIES - (Continued)

Restricted - Fund balance is reported as restricted when constraints are placed on the use of resources that are either externally imposed by creditors (such as through debt covenants), grantors, contributors, or laws or regulations of other governments, or imposed by law through constitutional provisions or enabling legislation.

Committed - The committed fund balance classification includes amounts that can be used only for the specific purposes imposed by a formal action (resolution) of the Center Board of Education (the highest level of decision making authority). Those committed amounts cannot be used for any other purpose unless the Center Board of Education removes or changes the specified use by taking the same type of action (resolution) it employed to previously commit those amounts. Committed fund balance also incorporates contractual obligations to the extent that existing resources in the fund have been specifically committed for use in satisfying those contractual requirements.

Assigned - Amounts in the assigned fund balance classification are intended to be used by the Center for specific purposes but do not meet the criteria to be classified as restricted nor committed. In governmental funds other than the general fund, assigned fund balance represents the remaining amount that is not restricted or committed. In the general fund, assigned amounts represent intended uses established by policies of the Center's Board of Education, which includes giving the Treasurer the authority to constrain monies for intended purposes.

Unassigned - Unassigned fund balance is the residual classification for the general fund and includes all spendable amounts not contained in the other classifications. In other governmental funds, the unassigned classification is only used to report a deficit fund balance resulting from overspending for specific purposes for which amounts had been restricted, committed, or assigned.

The Center applies restricted resources first when expenditures are incurred for purposes for which restricted and unrestricted (committed, assigned, and unassigned) fund balance is available. Similarly, within unrestricted fund balance, committed amounts are reduced first followed by assigned, and then unassigned amounts when expenditures are incurred for purposes for which amounts in any of the unrestricted fund balance classifications could be used.

L. Net Position

Net position represents the difference between assets plus deferred outflows of resources less liabilities and deferred inflows of resources. The net position component "net investment in capital assets," consists of capital assets, net of accumulated depreciation. Deferred outflows of resources, deferred inflows of resources and liabilities that are attributable to the acquisition, construction or improvement of those assets, including contracts payable, and related debt also are included in this component of net position. Net position is reported as restricted when there are limitations imposed on its use either through the enabling legislation adopted by the Center or through external restrictions imposed by creditors, grantors or laws or regulations of other governments.

The Center applies restricted resources first when an expense is incurred for purposes for which both restricted and unrestricted net position is available.

M. Prepayments

Certain payments to vendors reflect the costs applicable to future accounting periods and are recorded as prepaid items in both government-wide and fund financial statements. These items are reported as assets on the balance sheet using the consumption method. A current asset for the prepaid amounts is recorded at the time of the purchase and the expenditure/expense is reported in the year in which services are consumed.

**FOUR COUNTY CAREER CENTER
HENRY COUNTY, OHIO**

NOTES TO THE BASIC FINANCIAL STATEMENTS
FOR THE FISCAL YEAR ENDED JUNE 30, 2023

NOTE 2 - SUMMARY OF SIGNIFICANT ACCOUNTING POLICIES - (Continued)

N. Estimates

The preparation of the basic financial statements in conformity with GAAP requires management to make estimates and assumptions that affect the amounts reported in the basic financial statements and accompanying notes. Actual results may differ from those estimates.

O. Extraordinary and Special Items

Extraordinary items are transactions or events that are both unusual in nature and infrequent in occurrence. Special items are transactions or events that are within the control of the Board of Education and that are either unusual in nature or infrequent in occurrence. During fiscal year 2023, the Center had no extraordinary or special items.

P. Stabilization Arrangement

The Board of Education has \$725,000 of unassigned fund balance in the general fund set aside to be used for budget stabilization. The Board has set aside these funds to cover emergency situations or when revenue shortages or budgetary imbalances arise. The budget stabilization arrangement may be removed by action of the Board of Education at any time.

Q. Interfund Balances

On the fund financial statements, receivables and payables resulting from short-term interfund loans are classified as interfund loans receivable/payable. These amounts are eliminated in the governmental activities column of the statement of net position.

R. Interfund Transactions

Exchange transactions between funds are reported as revenues in the seller funds and as expenditures/expenses in the purchaser funds. Flows of cash or goods from one fund to another without a requirement for repayment are reported as interfund transfers. Interfund transfers are reported as other financing sources/uses in governmental funds. Repayments from funds responsible for particular expenditures/expenses to the funds that initially paid for them are not presented on the basic financial statements.

Interfund activities between governmental funds are eliminated in the statement of activities.

S. Deferred Charge on Refunding

For bond refundings resulting in the defeasance of the debt reported in the government-wide financial statements, the difference between the reacquisition price and the net carrying amount of the old debt is deferred and amortized as a component of interest expense. This deferred charge on refunding is amortized over the remaining life of the old debt or the life of the new debt, whichever is shorter, and is presented as a deferred outflow of resources or a deferred inflow of resources.

T. Pensions/Other Postemployment Benefits (OPEB)

For purposes of measuring the net pension/OPEB liability, net OPEB asset, deferred outflows of resources and deferred inflows of resources related pensions/OPEB, and pension/OPEB expense, information about the fiduciary net position of the pension/OPEB plans and additions to/deductions from their fiduciary net position have been determined on the same basis as they are reported by the pension/OPEB plan. For this purpose, benefit payments (including refunds of employee contributions) are recognized when due and payable in accordance with the benefit terms. The pension/OPEB plans report investments at fair value.

**FOUR COUNTY CAREER CENTER
HENRY COUNTY, OHIO**

NOTES TO THE BASIC FINANCIAL STATEMENTS
FOR THE FISCAL YEAR ENDED JUNE 30, 2023

NOTE 2 - SUMMARY OF SIGNIFICANT ACCOUNTING POLICIES - (Continued)

U. Fair Value

The Center categorizes its fair value measurements within the fair value hierarchy established by generally accepted accounting principles. The hierarchy is based on the valuation inputs used to measure the fair value of the asset. Level 1 inputs are quoted prices in active markets for identical assets; Level 2 inputs are significant other observable inputs; Level 3 inputs are significant unobservable inputs.

NOTE 3 - CHANGE IN ACCOUNTING PRINCIPLES

For fiscal year 2023, the Center has implemented GASB Statement No. 91, "Conduit Debt Obligations", GASB Statement No. 94, "Public-Private and Public-Public Partnerships and Availability Payment Arrangements", GASB Statement No. 96, "Subscription Based Information Technology Arrangements", certain questions and answers of GASB Implementation Guide 2021-1 and certain paragraphs of GASB Statement No. 99, "Omnibus 2022".

GASB Statement No. 91 provides a single method of reporting conduit debt obligations by issuers and eliminate diversity in practice associated with (1) commitments extended by issuers, (2) arrangements associated with conduit debt obligations, and (3) related note disclosures. This Statement achieves those objectives by clarifying the existing definition of a conduit debt obligation; establishing that a conduit debt obligation is not a liability of the issuer; establishing standards for accounting and financial reporting of additional commitments and voluntary commitments extended by issuers and arrangements associated with conduit debt obligations; and improving required note disclosures. The implementation of GASB Statement No. 91 did not have an effect on the financial statements of the Center.

GASB Statement No. 94 is to improve financial reporting by addressing issues related to public-private and public partnership arrangements (PPPs). As used in this Statement, a PPP is an arrangement in which a government (the transferor) contracts with an operator (a governmental or nongovernmental entity) to provide public services by conveying control of the right to operate or use a nonfinancial asset, such as infrastructure or other capital asset (the underlying PPP asset), for a period of time in an exchange or exchange-like transaction. The implementation of GASB Statement No. 94 did not have an effect on the financial statements of the Center.

GASB Statement No. 96 provides guidance on the accounting and financial reporting for subscription-based information technology arrangements (SBITAs) for government end users (governments). This Statement (1) defines a SBITA; (2) establishes that a SBITA results in a right-to-use subscription asset—an intangible asset—and a corresponding subscription liability; (3) provides the capitalization criteria for outlays other than subscription payments, including implementation costs of a SBITA; and (4) requires note disclosures regarding a SBITA. To the extent relevant, the standards for SBITAs are based on the standards established in Statement No. 87, Leases, as amended. The implementation of GASB Statement No. 96 did not have an effect on the financial statements of the Center.

GASB Implementation Guide 2021-1 provides clarification on issues related to previously established GASB guidance. The implementation of GASB Implementation Guide 2021-1 did not have an effect on the financial statements of the Center.

GASB Statement No. 99 to enhance comparability in accounting and financial reporting and to improve the consistency of authoritative literature by addressing (1) practice issues that have been identified during implementation and application of certain GASB Statements and (2) accounting and financial reporting for financial guarantees. The implementation of GASB Statement No. 99 did not have an effect on the financial statements of the Center.

**FOUR COUNTY CAREER CENTER
HENRY COUNTY, OHIO**

NOTES TO THE BASIC FINANCIAL STATEMENTS
FOR THE FISCAL YEAR ENDED JUNE 30, 2023

NOTE 4 - DEPOSITS AND INVESTMENTS

State statutes classify monies held by the Center into three categories.

Active deposits are public deposits necessary to meet current demands on the treasury. Such monies must be maintained either as cash in the Center treasury, in commercial accounts payable or withdrawable on demand, including negotiable order of withdrawal (NOW) accounts, or in money market deposit accounts.

Inactive deposits are public deposits that the Board of Education has identified as not required for use within the current five-year period of designation of depositories. Inactive deposits must either be evidenced by certificates of deposit maturing not later than the end of the current period of designation of depositories, or by savings or deposit accounts including, but not limited to, passbook accounts.

Interim deposits are deposits of interim monies. Interim monies are those monies which are not needed for immediate use, but which will be needed before the end of the current period of designation of depositories. Interim deposits must be evidenced by time certificates of deposit maturing not more than one year from the date of deposit or by savings or deposit accounts including passbook accounts.

Interim monies may be deposited or invested in the following securities:

1. United States Treasury Notes, Bills, Bonds, or any other obligation or security issued by the United States Treasury or any other obligation guaranteed as to principal and interest by the United States;
2. Bonds, notes, debentures, or any other obligations or securities issued by any federal government agency or instrumentality, including, but not limited to, the Federal National Mortgage Association, Federal Home Loan Bank, Federal Farm Credit Bank, Federal Home Loan Mortgage Corporation, and Government National Mortgage Association. All federal agency securities shall be direct issuances of federal government agencies or instrumentalities;
3. Written repurchase agreements in the securities listed above provided that the fair value of the securities subject to the repurchase agreement must exceed the principal value of the agreement by at least two percent and be marked to market daily, and that the term of the agreement must not exceed thirty days;
4. Bonds and other obligations of the State of Ohio, and with certain limitations including a requirement for maturity within ten years from the date of settlement, bonds and other obligations of political subdivisions of the State of Ohio, if training requirements have been met;
5. Time certificates of deposit or savings or deposit accounts including, but not limited to, passbook accounts;
6. No-load money market mutual funds consisting exclusively of obligations described in division (1) or (2) and repurchase agreements secured by such obligations, provided that investments in securities described in this division are made only through eligible institutions;
7. The State Treasurer's investment pool, the State Treasury Asset Reserve of Ohio (STAR Ohio);
8. Certain bankers' acceptances for a period not to exceed one hundred eighty days) and commercial paper notes (for a period not to exceed two hundred seventy days) in an amount not to exceed 40 percent of the interim monies available for investment at any one time if training requirements have been met.

Protection of the deposits is provided by the Federal Deposit Insurance Corporation (FDIC), by eligible securities pledged by the financial institution as security for repayment, or by the financial institutions participation in the Ohio Pooled Collateral System (OPCS), a collateral pool of eligible securities deposited with a qualified trustee and pledged to the Treasurer of State to secure the repayment of all public monies deposited in the financial institution.

**FOUR COUNTY CAREER CENTER
HENRY COUNTY, OHIO**

NOTES TO THE BASIC FINANCIAL STATEMENTS
FOR THE FISCAL YEAR ENDED JUNE 30, 2023

NOTE 4 - DEPOSITS AND INVESTMENTS - (Continued)

Investments in stripped principal or interest obligations, reverse repurchase agreements and derivatives are prohibited. The issuance of taxable notes for the purpose of arbitrage, the use of leverage and short selling are also prohibited. Except as noted above, an investment must mature within five years from the date of purchase unless matched to a specific obligation or debt of the Center and must be purchased with the expectation that it will be held to maturity. Investments may only be made through specified dealers and institutions. Payment for investments may be made only upon delivery of the securities representing the investments to the Treasurer or, if the securities are not represented by a certificate, upon receipt of confirmation of transfer from the custodian.

A. Cash on Hand

At fiscal year end, the Center had \$675 in undeposited cash on hand which is included on the financial statements of the Center as part of “equity in pooled cash and investments”.

B. Deposits with Financial Institutions

At June 30, 2023, the carrying amount of all Center deposits was \$15,694,553. Based on the criteria described in GASB Statement No. 40, “Deposits and Investment Risk Disclosures”, as of June 30, 2023, all of the Center’s bank balance of \$15,991,727 was covered by the FDIC.

C. Investments

As of June 30, 2023, the Center had the following investments and maturities:

Measurement/ <u>Investment type</u>	Measurement <u>value</u>	Investment maturities			
		<u>6 months or less</u>	<u>7 to 12 months</u>	<u>13 to 18 months</u>	<u>19 to 24 months</u>
<i>Fair value:</i>					
FHLB	\$ 1,698,721	\$ 249,445	\$ 104,869	\$ 282,000	\$ 1,062,407
U.S. Treasury notes	2,914,627	1,235,435	974,240	704,952	-
Negotiable CD's	2,798,810	774,878	619,052	707,012	697,868
<i>Amortized cost:</i>					
STAR Ohio	<u>8,787,727</u>	<u>8,787,727</u>	<u>-</u>	<u>-</u>	<u>-</u>
	<u>\$ 16,199,885</u>	<u>\$ 11,047,485</u>	<u>\$ 1,698,161</u>	<u>\$ 1,693,964</u>	<u>\$ 1,760,275</u>

The weighted average maturity of investments is 0.44 years.

The Center’s investments in negotiable CD’s, U.S. Treasury notes and federal agency securities are valued using quoted prices in markets that are not considered to be active, dealer quotations or alternative pricing sources for similar assets or liabilities for which all significant inputs are observable, either directly or indirectly (Level 2 inputs).

Interest Rate Risk: Interest rate risk arises as potential purchasers of debt securities will not agree to pay face value for those securities if interest rates subsequently increase. As a means of limiting its exposure to fair value losses arising from rising interest rates and according to State law, the Center’s investment policy limits investment portfolio maturities to five years or less.

**FOUR COUNTY CAREER CENTER
HENRY COUNTY, OHIO**

NOTES TO THE BASIC FINANCIAL STATEMENTS
FOR THE FISCAL YEAR ENDED JUNE 30, 2023

NOTE 4 - DEPOSITS AND INVESTMENTS - (Continued)

Credit Risk: The Center's investments in federal agency securities and U.S. Treasury notes were rated AA+ and Aaa by Standard & Poor's and Moody's Investor Services, respectively. Standard & Poor's has assigned STAR Ohio an AAAm money market rating. Ohio law requires that STAR Ohio maintain the highest rating provided by at least one nationally recognized standard rating service. The Center's investments in negotiable CD's are not rated. The Center's investment policy does not specifically address credit risk beyond the adherence to all relevant sections of the Ohio Revised Code.

Custodial Credit Risk: For an investment, custodial credit risk is the risk that, in the event of the failure of the counterparty, the Center will not be able to recover the value of its investments or collateral securities that are in the possession of an outside party. The federal agency securities and U.S. Treasury notes are exposed to custodial credit risk in that they are uninsured, unregistered and held by the counterparty's trust department or agent but not in the Center's name. The Center's investments in negotiable CD's are insured by the FDIC. The Center has no investment policy dealing with investment custodial risk beyond the requirement in State statute that prohibits payment for investments prior to the delivery of the securities representing such investments to the Treasurer or qualified trustee.

Concentration of Credit Risk: The Center places no limit on the amount that may be invested in any one issuer. The following table includes the percentage of each investment type held by the Center at June 30, 2023:

<u>Measurement/ Investment type</u>	<u>Measurement value</u>	<u>% of Total</u>
<i>Fair value:</i>		
FHLB	\$ 1,698,721	10.49
U.S. Treasury notes	2,914,627	17.99
Negotiable CD's	2,798,810	17.28
<i>Amortized cost:</i>		
STAR Ohio	<u>8,787,727</u>	<u>54.24</u>
	<u>\$ 16,199,885</u>	<u>100.00</u>

C. Reconciliation of Cash and Investments to the Statement of Net Position

The following is a reconciliation of cash and investments as reported in the note above to cash and investments as reported on the statement of net position as of June 30, 2023:

<u>Cash and investments per note</u>	
Carrying amount of deposits	\$ 15,694,553
Investments	16,199,885
Cash on hand	<u>675</u>
Total	<u>\$ 31,895,113</u>
 <u>Cash and investments per statement of net position</u>	
Governmental activities	<u>\$ 31,895,113</u>

**FOUR COUNTY CAREER CENTER
HENRY COUNTY, OHIO**

NOTES TO THE BASIC FINANCIAL STATEMENTS
FOR THE FISCAL YEAR ENDED JUNE 30, 2023

NOTE 5 - INTERFUND TRANSACTIONS

Interfund transfers for the year ended June 30, 2023, consisted of the following, as reported on the fund financial statements:

<u>Transfers from general fund to:</u>	<u>Amount</u>
Nonmajor governmental funds	\$ 2,325,000
 <u>Transfers from nonmajor governmental funds to:</u>	
Nonmajor governmental funds	<u>650,000</u>
	<u>\$ 2,975,000</u>

Transfers are used to move revenues from the fund that statute or budget required to collect them to the fund that statute or budget requires to expend them and to use unrestricted revenues collected in the general fund to finance various programs accounted for in other funds in accordance with budgetary authorizations.

All transfers made in fiscal year 2023 were in accordance with Ohio Revised Code Sections 5705.14, 5705.15 and 5705.16. Transfers between governmental funds are eliminated for reporting on the government-wide financial statements.

NOTE 6 - PROPERTY TAXES

Property taxes are levied and assessed on a calendar year basis while the Center fiscal year runs from July through June. First half tax collections are received by the Center in the second half of the fiscal year. Second half tax distributions occur in the first half of the following fiscal year.

Property taxes include amounts levied against all real property and public utility property. Real property tax revenues received in calendar year 2023 represent the collection of calendar year 2022 taxes. Real property taxes received in calendar year 2023 were levied after April 1, 2022, on the assessed values as of January 1, 2022, the lien date. Assessed values for real property taxes are established by State statute at 35 percent of appraised fair value. Real property taxes are payable annually or semiannually. If paid annually, payment is due December 31; if paid semiannually, the first payment is due December 31, with the remainder payable by June 20. Under certain circumstances, State statute permits alternate payment dates to be established. Public utility property tax revenues received in calendar year 2023 represent the collection of calendar year 2022 taxes. Public utility real and personal property taxes received in calendar year 2023 became a lien on December 31, 2021, were levied after April 1, 2022, and are collected with real property taxes. Public utility real property is assessed at 35 percent of true value; public utility tangible personal property is currently assessed at varying percentages of true value.

The Center receives property taxes from Henry, Defiance, Fulton, Lucas, Paulding, Putnam, Williams and Wood Counties. The County Auditors periodically advance to the Center their portion of the taxes collected. Second-half real property tax payments collected by the County by June 30, 2023, are available to finance fiscal year 2023 operations. The amount available as an advance at June 30, 2023 was \$1,494,292 in the general fund and \$78,554 in the permanent improvement fund, a nonmajor governmental fund. These amounts are recorded as revenue. The amount available for advance at June 30, 2022 was \$1,267,101 in the general fund and \$66,708 in the permanent improvement fund, a nonmajor governmental fund. The amount of second-half real property taxes available for advance at fiscal year-end can vary based on the date the tax bills are sent.

Accrued property taxes receivable includes real property, public utility property and delinquent tangible personal property taxes which are measurable as of June 30, 2023 and for which there is an enforceable legal claim. Although total property tax collections for the next fiscal year are measurable, only the amount of real property taxes available as an advance at June 30 was levied to finance current fiscal year operations and is reported as revenue at fiscal year-end. The portion of the receivable not levied to finance current fiscal year operations is offset by a credit to deferred inflows of resources.

**FOUR COUNTY CAREER CENTER
HENRY COUNTY, OHIO**

NOTES TO THE BASIC FINANCIAL STATEMENTS
FOR THE FISCAL YEAR ENDED JUNE 30, 2023

NOTE 6 - PROPERTY TAXES - (Continued)

On the accrual basis of accounting, collectible delinquent property taxes have been recorded as a receivable and revenue, while on a modified accrual basis of accounting the revenue has been reported as a deferred inflow. The assessed values upon which the fiscal year 2023 taxes were collected are:

	2022 Second Half Collections		2023 First Half Collections	
	<u>Amount</u>	<u>Percent</u>	<u>Amount</u>	<u>Percent</u>
Agricultural/residential and other real estate	\$ 3,297,257,970	82.45	\$ 3,322,341,450	82.54
Public utility personal	<u>702,071,120</u>	<u>17.55</u>	<u>702,705,930</u>	<u>17.46</u>
Total	<u>\$ 3,999,329,090</u>	<u>100.00</u>	<u>\$ 4,025,047,380</u>	<u>100.00</u>
Tax rate per \$1,000 of assessed valuation	\$4.20		\$4.20	

NOTE 7 - RECEIVABLES

Receivables at June 30, 2023 consisted of property taxes, accounts, accrued interest and intergovernmental grants and entitlements. All receivables are considered collectible in full due to the ability to foreclose for the nonpayment of taxes, the stable condition of State programs and the current year guarantee of Federal funds. A summary of the principal items of receivables reported on the statement of net position follows:

Governmental activities:

Property taxes	\$ 13,188,213
Accounts	423,338
Intergovernmental	27,260
Accrued interest	<u>49,764</u>
Total	<u>\$ 13,688,575</u>

Receivables have been disaggregated on the face of the basic financial statements. All receivables, except for adult education tuition and fees and general fund warehouse charges, are expected to be collected within the subsequent year. The Center reviews adult education tuition and fees and general fund warehouse charges annually to determine uncollectible amounts, which are then written off. The balance reported in the financial statements has not been reduced by any potentially uncollectible amounts.

THIS SPACE INTENTIONALLY LEFT BLANK

**FOUR COUNTY CAREER CENTER
HENRY COUNTY, OHIO**

NOTES TO THE BASIC FINANCIAL STATEMENTS
FOR THE FISCAL YEAR ENDED JUNE 30, 2023

NOTE 8 - CAPITAL ASSETS

Capital asset activity for the fiscal year ended June 30, 2023, was as follows:

	Balance 6/30/2022	Additions	Deductions	Balance 6/30/2023
Governmental activities:				
<i>Capital assets, not being depreciated/amortized:</i>				
Land	\$ 219,258	\$ -	\$ -	\$ 219,258
Construction in progress	65,878	753,185	-	819,063
Total capital assets, not being depreciated/amortized	<u>285,136</u>	<u>753,185</u>	<u>-</u>	<u>1,038,321</u>
<i>Capital assets, being depreciated/amortized:</i>				
Land improvements	754,806	-	-	754,806
Buildings and improvements	28,318,382	115,715	-	28,434,097
Furniture, fixtures and equipment	4,219,918	170,795	(10,920)	4,379,793
Intangible right to use	219,940	75,397	(64,594)	230,743
Vehicles	947,060	122,689	-	1,069,749
Total capital assets, being depreciated/amortized	<u>34,460,106</u>	<u>484,596</u>	<u>(75,514)</u>	<u>34,869,188</u>
<i>Less: accumulated depreciation/amortization</i>				
Land improvements	(601,974)	(27,407)	-	(629,381)
Buildings and improvements	(18,892,236)	(415,662)	-	(19,307,898)
Furniture, fixtures and equipment	(3,181,415)	(202,235)	6,552	(3,377,098)
Intangible right to use	(99,813)	(54,970)	58,135	(96,648)
Vehicles	(729,815)	(50,518)	-	(780,333)
Total accumulated depreciation/amortization	<u>(23,505,253)</u>	<u>(750,792)</u>	<u>64,687</u>	<u>(24,191,358)</u>
Governmental activities capital assets, net	<u>\$ 11,239,989</u>	<u>\$ 486,989</u>	<u>\$ (10,827)</u>	<u>\$ 11,716,151</u>

Depreciation/amortization expense was charged to governmental functions as follows:

<u>Instruction:</u>	
Vocational	\$ 476,894
Adult/continuing	32,981
<u>Support services:</u>	
Pupil	4,899
Instructional staff	9,029
Board of education	814
Administration	2,908
Fiscal	814
Business	7,295
Operations and maintenance	179,232
Pupil transportation	10,182
Central	11,918
Food service operations	<u>13,826</u>
Total depreciation/amortization expense	<u>\$ 750,792</u>

**FOUR COUNTY CAREER CENTER
HENRY COUNTY, OHIO**

NOTES TO THE BASIC FINANCIAL STATEMENTS
FOR THE FISCAL YEAR ENDED JUNE 30, 2023

NOTE 9 - LONG-TERM OBLIGATIONS

A. During fiscal year 2023, the following changes occurred in governmental activities long-term obligations.

	Balance Outstanding 06/30/2022	Additions	Reductions	Balance Outstanding 06/30/2023	Amounts Due in One Year
Governmental activities:					
Series 2021 refunding G.O. bonds*	\$ 2,095,000	\$ -	\$ (110,000)	\$ 1,985,000	\$ 235,000
Permanent improvement tax anticipation notes	125,000	-	(125,000)	-	-
Leases payable	118,487	75,397	(60,854)	133,030	62,552
Net pension liability	11,773,447	7,150,819	-	18,924,266	-
Net OPEB liability	1,258,624	-	(431,639)	826,985	-
Compensated absences payable	<u>1,139,306</u>	<u>295,442</u>	<u>(237,684)</u>	<u>1,197,064</u>	<u>186,326</u>
Total long-term obligations, governmental activities	<u>\$ 16,509,864</u>	<u>\$ 7,521,658</u>	<u>\$ (965,177)</u>	<u>\$ 23,066,345</u>	<u>\$ 483,878</u>
* private placement					

On September 16, 2021, the Center issued \$2,100,000 (series 2021 refunding general obligation bonds) to refund the series 2013 general obligation bonds. This refunded debt is considered defeased (in-substance) and accordingly has been removed from the statement of net position. The refunded bonds were called on December 1, 2021.

The refunding issue is comprised of current interest bonds. The interest rate on the current interest bonds is 1.28%. The bonds will be retired through the debt service fund, a nonmajor governmental fund.

The net carrying amount of the old debt exceeded the reacquisition price by \$13,519. This amount is being netted against the new debt and amortized over the remaining life of the refunded debt.

The series 2021 bonds are considered a private placement. Private placements occur when the Center issues a debt security directly to an investor. Private placements have terms negotiated directly with the investor and are not offered for public sale.

On June 20, 2012, the Center issued \$1,100,000 in permanent improvement tax anticipation notes. The proceeds were used to fund various facility and site improvements. The notes were issued for a ten-year period with final maturity on December 1, 2022. The notes are being retired from the debt service fund, a nonmajor governmental fund.

Compensated absences will be paid from the fund from which the employee is paid, which is primarily the general fund.

See Note 12 for a discussion of the Center's net pension liability.

See Note 13 for a discussion of the Center's net OPEB liability/asset.

**FOUR COUNTY CAREER CENTER
HENRY COUNTY, OHIO**

NOTES TO THE BASIC FINANCIAL STATEMENTS
FOR THE FISCAL YEAR ENDED JUNE 30, 2023

NOTE 9 - LONG-TERM OBLIGATIONS - (Continued)

The following is a summary of the future debt service requirements to maturity for the general obligation bonds at June 30, 2023:

Fiscal Year Ended	Private Placement General Obligation Bonds		
	Principal	Interest	Total
2024	\$ 235,000	\$ 23,904	\$ 258,904
2025	240,000	20,864	260,864
2026	245,000	17,760	262,760
2027	245,000	14,624	259,624
2028	250,000	11,456	261,456
2029 - 2031	770,000	14,848	784,848
Total	<u>\$ 1,985,000</u>	<u>\$ 103,456</u>	<u>\$ 2,088,456</u>

The Center has entered into lease agreements for the use of right to use equipment and building space. Due to the implementation of GASB Statement No. 87, the Center will report an intangible capital asset and corresponding liability for the future scheduled payments under the leases. Lease payments have been reclassified and are reflected as debt service expenditures in the financial statements. These expenditures are reported as function expenditures on the budgetary statements. The lease payments will be paid from the general fund and the adult education fund.

The Center has entered into lease agreements for equipment and building space at varying years and terms as follows:

Purpose of lease	Lease Commencement	Years	Lease End	Payment
	Date		Date	Frequency
Copier equipment	2022	5	2027	Monthly
Postage machine	2021	5	2024	Quarterly
Classroom location - Napoleon	2021	3	2024	Monthly
Classroom location - Wauseon	2022	3	2025	Monthly
Adult Ed. location - Maumee	2022	3	2025	Monthly

The following is a schedule of future lease payments under the lease agreements:

Fiscal Year	Principal	Interest	Total
2024	\$ 62,552	\$ 1,927	\$ 64,479
2025	36,887	987	37,874
2026	15,313	561	15,874
2027	15,639	235	15,874
2028	2,639	7	2,646
Total	<u>\$ 133,030</u>	<u>\$ 3,717</u>	<u>\$ 136,747</u>

**FOUR COUNTY CAREER CENTER
HENRY COUNTY, OHIO**

NOTES TO THE BASIC FINANCIAL STATEMENTS
FOR THE FISCAL YEAR ENDED JUNE 30, 2023

NOTE 9 - LONG-TERM OBLIGATIONS - (Continued)

B. Legal Debt Margin

The Ohio Revised Code provides that voted net general obligation debt of the Center shall never exceed 9% of the total assessed valuation of the Center. The code further provides that unvoted indebtedness shall not exceed 1/10 of 1% of the property valuation of the Center. The code additionally states that unvoted indebtedness related to energy conservation debt shall not exceed 9/10 of 1% of the property valuation of the Center. The assessed valuation used in determining the Center's legal debt margin has been modified by House Bill 530, which became effective March 30, 2006. In accordance with House Bill 530, the assessed valuation used in the Center's legal debt margin calculation excluded tangible personal property used in business, telephone or telegraph property, interexchange telecommunications company property, and personal property owned or leased by a railroad company and used in railroad operations. The effects of these debt limitations at June 30, 2023 are a voted debt margin of \$360,374,537 and an unvoted debt margin of \$4,025,047.

NOTE 10 - EMPLOYEE BENEFITS

A. Compensated Absences

Employees earn vacation at rates specified under State of Ohio law and based on credited service. All twelve-month employees with one or more years of service are entitled to vacation ranging from 10 to 20 days.

All regular employees are entitled to sick leave credit equal to one and one-quarter days for each month of service. This sick leave will either be absorbed by time off due to illness or injury or, within certain limitations, be paid to the employee upon retirement. The amount paid to an employee upon retirement is limited to 25 percent of unused sick leave up to 220 days for a maximum of 55 days for all certified, classified and administrative employees.

B. Health Care Benefits

The Center provides employee health care benefits through membership in the Northern Buckeye Health Plan Northwest Division of OHI (the Plan). Monthly payments are made to the Plan for health, dental, vision and life insurance coverage. The employees share the cost of the monthly premiums with the Board of Education.

THIS SPACE INTENTIONALLY LEFT BLANK

**FOUR COUNTY CAREER CENTER
HENRY COUNTY, OHIO**

NOTES TO THE BASIC FINANCIAL STATEMENTS
FOR THE FISCAL YEAR ENDED JUNE 30, 2023

NOTE 11 - RISK MANAGEMENT

A. Comprehensive

The Center is exposed to various risks of loss related to torts; theft of, damage to, and destruction of assets; errors and omissions; injuries to employees and natural disasters. During fiscal year 2023, the Center contracted with Wright Specialty Insurance; USI Insurance Services is the agent. A summary of coverages provided are as follows:

Coverage	Amounts
General liability:	
Bodily injury/property damage	\$ 6,000,000
Personal injury	6,000,000
Products/completed operations	8,000,000
General annual aggregate	8,000,000
Employee benefits liability	6,000,000
Errors or omissions cover:	
Per occurrence	6,000,000
Per aggregate	8,000,000
Property and crime:	
Property (incl. inland marine, misc. equipment)	102,650,018
Employee dishonesty/faithful performance of duty	250,000
Forgery/alteration	250,000
Computer fraud	250,000
Theft, disappearance, destruction (\$500 deductible)	25,000
Commercial auto:	
Owned/leased vehicles	6,000,000
Medical payments (each insured)	5,000
Uninsured motorist	1,000,000
Physical damage (\$500 deductible)	Actual cash value

Settled claims have not exceeded this commercial coverage in any of the past three years. There has been no significant reduction in coverage from the prior year.

B. Employee Health, Dental, Vision and Life

The Center participates in the Northern Buckeye Health Plan (NBHP), Northwest Division of OHI, a self-insurance pool, for insurance benefits to employees. The Center pays monthly premiums to NBHP for the benefits offered to its employees, which includes health, dental, vision and life insurance. NBHP is responsible for the management and operations of the program. The agreement with NBHP provides for additional assessment to participants if the premiums are insufficient to pay the program costs for the fiscal year. Upon withdrawal from NBHP, a participant is responsible for any claims not processed and paid and any related administrative costs.

**FOUR COUNTY CAREER CENTER
HENRY COUNTY, OHIO**

NOTES TO THE BASIC FINANCIAL STATEMENTS
FOR THE FISCAL YEAR ENDED JUNE 30, 2023

NOTE 12 - DEFINED BENEFIT PENSION PLANS

The Statewide retirement systems provide both pension benefits and other postemployment benefits (OPEB).

Net Pension Liability/Net OPEB Liability/Asset

The net pension liability and the net OPEB liability/asset reported on the statement of net position represents a liability or asset to employees for pensions and OPEB, respectively.

Pensions and OPEB are a component of exchange transactions—between an employer and its employees—of salaries and benefits for employee services. Pensions/OPEB are provided to an employee—on a deferred-payment basis—as part of the total compensation package offered by an employer for employee services each financial period. The obligation to sacrifice resources for pensions is a present obligation because it was created as a result of employment exchanges that already have occurred.

The net pension/OPEB liability (asset) represent the Center’s proportionate share of each pension/OPEB plan’s collective actuarial present value of projected benefit payments attributable to past periods of service, net of each pension/OPEB plan’s fiduciary net position. The net pension/OPEB liability (asset) calculation is dependent on critical long-term variables, including estimated average life expectancies, earnings on investments, cost of living adjustments and others. While these estimates use the best information available, unknowable future events require adjusting these estimates annually.

The Ohio Revised Code limits the Center’s obligation for this liability to annually required payments. The Center cannot control benefit terms or the manner in which pensions/OPEB are financed; however, the Center does receive the benefit of employees’ services in exchange for compensation including pension and OPEB.

GASB 68/75 assumes the liability is solely the obligation of the employer, because (1) they benefit from employee services; and (2) State statute requires funding to come from these employers. All pension contributions to date have come solely from these employers (which also includes pension costs paid in the form of withholdings from employees). The retirement systems may allocate a portion of the employer contributions to provide for these OPEB benefits. In addition, health care plan enrollees pay a portion of the health care costs in the form of a monthly premium. State statute requires the retirement systems to amortize unfunded pension liabilities within 30 years. If the pension amortization period exceeds 30 years, each retirement system’s board must propose corrective action to the State legislature. Any resulting legislative change to benefits or funding could significantly affect the net pension/OPEB liability (asset). Resulting adjustments to the net pension/OPEB liability (asset) would be effective when the changes are legally enforceable. The Ohio Revised Code permits, but does not require, the retirement systems to provide healthcare to eligible benefit recipients.

The remainder of this note includes the required pension disclosures. See Note 13 for the required OPEB disclosures.

The proportionate share of each plan’s unfunded benefits is presented as a long-term *net pension/OPEB liability (asset)* on the accrual basis of accounting. Any liability for the contractually required pension contribution outstanding at the end of the year is included in pension and postemployment obligation payable on both the accrual and modified accrual bases of accounting.

Plan Description - School Employees Retirement System (SERS)

Plan Description - The Center’s non-teaching employees participate in SERS, a cost-sharing multiple-employer defined benefit pension plan administered by SERS. SERS provides retirement, disability and survivor benefits, annual cost-of-living adjustments, and death benefits to plan members and beneficiaries. Authority to establish and amend benefits is provided by Ohio Revised Code Chapter 3309. SERS issues a publicly available, stand-alone financial report that includes financial statements, required supplementary information and detailed information about SERS’ fiduciary net position. That report can be obtained by visiting the SERS website at www.ohsers.org under Employers/Audit Resources.

**FOUR COUNTY CAREER CENTER
HENRY COUNTY, OHIO**

NOTES TO THE BASIC FINANCIAL STATEMENTS
FOR THE FISCAL YEAR ENDED JUNE 30, 2023

NOTE 12 - DEFINED BENEFIT PENSION PLANS - (Continued)

Age and service requirements for retirement are as follows:

	Eligible to Retire on or before August 1, 2017 *	Eligible to Retire after August 1, 2017
Full benefits	Any age with 30 years of service credit	Age 67 with 10 years of service credit; or Age 57 with 30 years of service credit
Actuarially reduced benefits	Age 60 with 5 years of service credit; or Age 55 with 25 years of service credit	Age 62 with 10 years of service credit; or Age 60 with 25 years of service credit

* Members with 25 years of service credit as of August 1, 2017 will be included in this plan.

Annual retirement benefits are calculated based on final average salary multiplied by a percentage that varies based on years of service; 2.2% for the first thirty years of service and 2.5% for years of service credit over 30. Final average salary is the average of the highest three years of salary.

An individual whose benefit effective date is before April 1, 2018, is eligible for a cost-of-living adjustment (COLA) on the first anniversary date of the benefit. Beginning April 1, 2018, new benefit recipients must wait until the fourth anniversary of their benefit for COLA eligibility. The COLA is added each year to the base benefit amount on the anniversary date of the benefit. A three-year COLA suspension was in effect for all benefit recipients for the years 2018, 2019, and 2020. Upon resumption of the COLA, it will be indexed to the percentage increase in the CPI-W, not to exceed 2.5% and with a floor of 0%. In 2022, the Board of Trustees approved a 2.5% cost-of-living adjustment (COLA) for eligible retirees and beneficiaries in 2023.

Funding Policy - Plan members are required to contribute 10.00% of their annual covered salary and the Center is required to contribute 14.00% of annual covered payroll. The contribution requirements of plan members and employers are established and may be amended by the SERS' Retirement Board up to statutory maximum amounts of 10.00% for plan members and 14.00% for employers. The Retirement Board, acting with the advice of the actuary, allocates the employer contribution rate among four of the System's funds (Pension Trust Fund, Death Benefit Fund, Medicare B Fund, and Health Care Fund). For the fiscal year ended June 30, 2023, the allocation to pension, death benefits, and Medicare B was 14.00%. For fiscal year 2023, the Retirement Board did not allocate any employer contribution to the Health Care Fund.

The Center's contractually required contribution to SERS was \$340,897 for fiscal year 2023. Of this amount, \$29,828 is reported as pension and postemployment obligation payable.

Plan Description - State Teachers Retirement System (STRS)

Plan Description - Licensed teachers participate in STRS, a cost-sharing multiple-employer public employee retirement system administered by STRS. STRS provides retirement and disability benefits to members and death and survivor benefits to beneficiaries. STRS issues a stand-alone financial report that includes financial statements, required supplementary information and detailed information about STRS' fiduciary net position. That report can be obtained by writing to STRS, 275 E. Broad St., Columbus, OH 43215-3771, by calling (888) 227-7877, or by visiting the STRS website at www.strsoh.org.

New members have a choice of three retirement plans: a Defined Benefit (DB) Plan, a Defined Contribution (DC) Plan and a Combined (CO) Plan. Benefits are established by Ohio Revised Code Chapter 3307.

**FOUR COUNTY CAREER CENTER
HENRY COUNTY, OHIO**

NOTES TO THE BASIC FINANCIAL STATEMENTS
FOR THE FISCAL YEAR ENDED JUNE 30, 2023

NOTE 12 - DEFINED BENEFIT PENSION PLANS - (Continued)

The DB plan offers an annual retirement allowance based on final average salary multiplied by a percentage that varies based on years of service. Effective August 1, 2015, the calculation is 2.20% of final average salary for the five highest years of earnings multiplied by all years of service. Eligibility changes will be phased in until August 1, 2023, when retirement eligibility for unreduced benefits will be five years of service credit and age 65, or 35 years of service credit and at least age 60.

Eligibility changes for DB Plan members who retire with actuarially reduced benefits will be phased in until August 1, 2023 when retirement eligibility will be five years of qualifying service credit and age 60, or 30 years of service credit regardless of age.

The DC Plan allows members to place all of their member contributions and 9.53% of the 14% employer contributions into an investment account. The member determines how to allocate the member and employer money among various investment choices offered by STRS Ohio. The remaining 4.47% of the 14% employer rate is allocated to the defined benefit unfunded liability. A member is eligible to receive a retirement benefit at age 50 and termination of employment. The member may elect to receive a lifetime monthly annuity or a lump sum withdrawal.

The Combined Plan offers features of both the DB Plan and the DC Plan. In the Combined Plan, 12% of the 14% member rate goes to the DC Plan and the remaining 2% is applied to the DB Plan. Member contributions to the DC Plan are allocated among investment choices by the member, and contributions to the DB Plan from the employer and the member are used to fund the defined benefit payment at a reduced level from the regular DB Plan. The defined benefit portion of the Combined Plan payment is payable to a member on or after age 60 with five years of service. The defined contribution portion of the account may be taken as a lump sum payment or converted to a lifetime monthly annuity after termination of employment at age 50 and after termination of employment.

New members who choose the DC Plan or Combined Plan will have another opportunity to reselect a permanent plan during their fifth year of membership. Members may remain in the same plan or transfer to another STRS plan. The optional annuitization of a member's defined contribution account or the defined contribution portion of a member's Combined Plan account to a lifetime benefit results in STRS bearing the risk of investment gain or loss on the account. STRS has therefore included all three plan options as one defined benefit plan for GASB 68 reporting purposes.

A DB or Combined Plan member with five or more years of credited service, who is determined to be disabled, may qualify for a disability benefit. New members, on or after July 1, 2013, must have at least ten years of qualifying service credit to apply for disability benefits. Members in the DC Plan who become disabled are entitled only to their account balance. Eligible survivors of members who die before service retirement may qualify for monthly benefits. If a member of the DC Plan dies before retirement benefits begin, the member's designated beneficiary is entitled to receive the member's account balance.

Funding Policy - Employer and member contribution rates are established by the State Teachers Retirement Board and limited by Chapter 3307 of the Ohio Revised Code. The fiscal year 2023 employer and employee contribution rate of 14% was equal to the statutory maximum rates. For fiscal year 2023, the full employer contribution was allocated to pension.

The Center's contractually required contribution to STRS was \$1,301,718 for fiscal year 2023. Of this amount, \$184,835 is reported as pension and postemployment obligation payable.

Pension Liabilities, Pension Expense, and Deferred Outflows of Resources and Deferred Inflows of Resources Related to Pensions

The net pension liability was measured as of June 30, 2022, and the total pension liability used to calculate the net pension liability was determined by an actuarial valuation as of that date. The Center's proportion of the net pension liability was based on the Center's share of contributions to the pension plan relative to the contributions of all participating entities.

**FOUR COUNTY CAREER CENTER
HENRY COUNTY, OHIO**

NOTES TO THE BASIC FINANCIAL STATEMENTS
FOR THE FISCAL YEAR ENDED JUNE 30, 2023

NOTE 12 - DEFINED BENEFIT PENSION PLANS - (Continued)

Following is information related to the proportionate share and pension expense:

	<u>SERS</u>	<u>STRS</u>	<u>Total</u>
Proportion of the net pension liability prior measurement date	0.070654600%	0.071692235%	
Proportion of the net pension liability current measurement date	<u>0.062356000%</u>	<u>0.069957180%</u>	
Change in proportionate share	<u>-0.008298600%</u>	<u>-0.001735055%</u>	
Proportionate share of the net pension liability	\$ 3,372,697	\$ 15,551,569	\$ 18,924,266
Pension expense	\$ (20,167)	\$ 1,409,403	\$ 1,389,236

At June 30, 2023, the Center reported deferred outflows of resources and deferred inflows of resources related to pensions from the following sources:

	<u>SERS</u>	<u>STRS</u>	<u>Total</u>
Deferred outflows of resources			
Differences between expected and actual experience	\$ 136,597	\$ 199,080	\$ 335,677
Net difference between projected and actual earnings on pension plan investments	-	541,160	541,160
Changes of assumptions	33,279	1,861,055	1,894,334
Difference between employer contributions and proportionate share of contributions/ change in proportionate share	-	23,293	23,293
Contributions subsequent to the measurement date	<u>340,897</u>	<u>1,301,718</u>	<u>1,642,615</u>
Total deferred outflows of resources	<u>\$ 510,773</u>	<u>\$ 3,926,306</u>	<u>\$ 4,437,079</u>
Deferred inflows of resources			
Differences between expected and actual experience	\$ 22,141	\$ 59,490	\$ 81,631
Net difference between projected and actual earnings on pension plan investments	117,695	-	117,695
Changes of assumptions	-	1,400,840	1,400,840
Difference between employer contributions and proportionate share of contributions/ change in proportionate share	<u>335,325</u>	<u>639,168</u>	<u>974,493</u>
Total deferred inflows of resources	<u>\$ 475,161</u>	<u>\$ 2,099,498</u>	<u>\$ 2,574,659</u>

\$1,642,615 reported as deferred outflows of resources related to pension resulting from Center contributions subsequent to the measurement date will be recognized as a reduction of the net pension liability in the fiscal year ending June 30, 2024.

**FOUR COUNTY CAREER CENTER
HENRY COUNTY, OHIO**

NOTES TO THE BASIC FINANCIAL STATEMENTS
FOR THE FISCAL YEAR ENDED JUNE 30, 2023

NOTE 12 - DEFINED BENEFIT PENSION PLANS - (Continued)

Other amounts reported as deferred outflows of resources and deferred inflows of resources related to pension will be recognized in pension expense as follows:

Fiscal Year Ending June 30:	<u>SERS</u>	<u>STRS</u>	<u>Total</u>
2024	\$ (167,478)	\$ (246,705)	\$ (414,183)
2025	(164,959)	(209,960)	(374,919)
2026	(168,125)	(595,420)	(763,545)
2027	<u>195,277</u>	<u>1,577,175</u>	<u>1,772,452</u>
Total	<u>\$ (305,285)</u>	<u>\$ 525,090</u>	<u>\$ 219,805</u>

Actuarial Assumptions - SERS

SERS' total pension liability was determined by their actuaries in accordance with GASB Statement No. 67, as part of their annual actuarial valuation for each defined benefit retirement plan. Actuarial valuations of an ongoing plan involve estimates of the value of reported amounts (e.g., salaries, credited service) and assumptions about the probability of occurrence of events far into the future (e.g., mortality, disabilities, retirements, employment termination). Actuarially determined amounts are subject to continual review and potential modifications, as actual results are compared with past expectations and new estimates are made about the future.

Projections of benefits for financial reporting purposes are based on the substantive plan (the plan as understood by the employers and plan members) and include the types of benefits provided at the time of each valuation and the historical pattern of sharing benefit costs between the employers and plan members to that point. The projection of benefits for financial reporting purposes does not explicitly incorporate the potential effects of legal or contractual funding limitations.

Actuarial calculations reflect a long-term perspective. For a newly hired employee, actuarial calculations will take into account the employee's entire career with the employer and also take into consideration the benefits, if any, paid to the employee after termination of employment until the death of the employee and any applicable contingent annuitant. In many cases actuarial calculations reflect several decades of service with the employer and the payment of benefits after termination.

THIS SPACE INTENTIONALLY LEFT BLANK

**FOUR COUNTY CAREER CENTER
HENRY COUNTY, OHIO**

NOTES TO THE BASIC FINANCIAL STATEMENTS
FOR THE FISCAL YEAR ENDED JUNE 30, 2023

NOTE 12 - DEFINED BENEFIT PENSION PLANS - (Continued)

Key methods and assumptions used in calculating the total pension liability in the latest actuarial valuation, prepared as of June 30, 2022, are presented below:

Wage inflation:	
Current measurement date	2.40%
Prior measurement date	2.40%
Future salary increases, including inflation:	
Current measurement date	3.25% to 13.58%
Prior measurement date	3.25% to 13.58%
COLA or ad hoc COLA:	
Current measurement date	2.00%
Prior measurement date	2.00%
Investment rate of return:	
Current measurement date	7.00% net of system expenses
Prior measurement date	7.00% net of system expenses
Discount rate:	
Current measurement date	7.00%
Prior measurement date	7.00%
Actuarial cost method	Entry age normal (level percent of payroll)

In 2022, mortality rates were based on the PUB-2010 General Employee Amount Weight Below Median Healthy Retiree mortality table projected to 2017 with ages set forward 1 year and adjusted 94.20% for males and set forward 2 years and adjusted 81.35% for females. Mortality among disabled members were based upon the PUB-2010 General Disabled Retiree mortality table projected to 2017 with ages set forward 5 years and adjusted 103.3% for males and set forward 3 years and adjusted 106.8% for females. Future improvement in mortality rates is reflected by applying the MP-2020 projection scale generationally.

In the prior measurement date, mortality rates were based on the PUB-2010 General Employee Amount Weight Below Median Healthy Retiree mortality table projected to 2017 with ages set forward 1 year and adjusted 94.20% for males and set forward 2 years and adjusted 81.35% for females. Mortality among disabled members were based upon the PUB-2010 General Disabled Retiree mortality table projected to 2017 with ages set forward 5 years and adjusted 103.3% for males and set forward 3 years and adjusted 106.8% for females. Future improvement in mortality rates is reflected by applying the MP-2020 projection scale generationally.

The most recent experience study was completed for the five-year period ended June 30, 2020.

The long-term return expectation for the Pension Plan Investments has been determined using a building-block approach and assumes a time horizon, as defined in SERS' *Statement of Investment Policy*. A forecasted rate of inflation serves as the baseline for the return expectation. Various real return premiums over the baseline inflation rate have been established for each asset class. The long-term expected nominal rate of return has been determined by calculating a weighted average of the expected real return premiums for each asset class, adding the projected inflation rate, and adding the expected return from rebalancing uncorrelated asset classes.

**FOUR COUNTY CAREER CENTER
HENRY COUNTY, OHIO**

NOTES TO THE BASIC FINANCIAL STATEMENTS
FOR THE FISCAL YEAR ENDED JUNE 30, 2023

NOTE 12 - DEFINED BENEFIT PENSION PLANS - (Continued)

The target allocation and best estimates of arithmetic real rates of return for each major asset class are summarized in the following table:

Asset Class	Target Allocation	Long-Term Expected Real Rate of Return
Cash	2.00 %	(0.45) %
US Equity	24.75	5.37
Non-US Equity Developed	13.50	6.22
Non-US Equity Emerging	6.75	8.22
Fixed Income/Global Bonds	19.00	1.20
Private Equity	11.00	10.05
Real Estate/Real Assets	16.00	4.87
Multi-Asset Strategy	4.00	3.39
Private Debt/Private Credit	3.00	5.38
Total	<u>100.00 %</u>	

Discount Rate - The total pension liability was calculated using the discount rate of 7.00%. The projection of cash flows used to determine the discount rate assumed the contributions from employers and from the members would be computed based on contribution requirements as stipulated by State statute. Projected inflows from investment earnings were calculated using the long-term assumed investment rate of return (7.00%). Based on those assumptions, the plan's fiduciary net position was projected to be available to make all future benefit payments of current plan members. Therefore, the long-term expected rate of return on pension plan investments was applied to all periods of projected benefits to determine the total pension liability.

Sensitivity of the Center's Proportionate Share of the Net Pension Liability to Changes in the Discount Rate - Net pension liability is sensitive to changes in the discount rate, and to illustrate the potential impact the following table presents the net pension liability calculated using the discount rate of 7.00%, as well as what each plan's net pension liability would be if it were calculated using a discount rate that is one percentage point lower (6.00%), or one percentage point higher (8.00%) than the current rate.

	1% Decrease	Current Discount Rate	1% Increase
Center's proportionate share of the net pension liability	\$ 4,964,450	\$ 3,372,697	\$ 2,031,668

Actuarial Assumptions - STRS

Key methods and assumptions used in the latest actuarial valuation, reflecting experience study results used in the June 30, 2022, actuarial valuation are presented below:

	June 30, 2022	June 30, 2021
Inflation	2.50%	2.50%
Projected salary increases	Varies by service from 2.50% to 8.50%	12.50% at age 20 to 2.50% at age 65
Investment rate of return	7.00%, net of investment expenses, including inflation	7.00%, net of investment expenses, including inflation
Discount rate of return	7.00%	7.00%
Payroll increases	3.00%	3.00%
Cost-of-living adjustments (COLA)	0.00%	0.00%

**FOUR COUNTY CAREER CENTER
HENRY COUNTY, OHIO**

NOTES TO THE BASIC FINANCIAL STATEMENTS
FOR THE FISCAL YEAR ENDED JUNE 30, 2023

NOTE 12 - DEFINED BENEFIT PENSION PLANS - (Continued)

For the June 30, 2022 actuarial valuation, post-retirement mortality rates are based on the Pub-2010 Teachers Healthy Annuitant Mortality Table, adjusted 110% for males, projected forward generationally using mortality improvement scale MP-2020. Pre-retirement mortality rates are based on Pub-2010 Teachers Employee Table adjusted 95% for females, projected forward generationally using mortality improvement scale MP-2020. Post-retirement disabled mortality rates are based on Pub-2010 Teachers Disable Annuitant Table projected forward generationally using mortality improvement scale MP-2020.

For the prior measurement date, post-retirement mortality rates are based on the RP-2014 Annuitant Mortality Tables with 50% of rates through age 69, 70% of rates between ages 70 and 79, 90% of rates between ages 80 and 84, and 100% of rates thereafter, projected forward generationally using mortality improvement scale MP-2016. Pre-retirement mortality rates are based on RP-2014 Employee Mortality Tables, projected forward generationally using mortality improvement scale MP-2016. Post-retirement disabled mortality rates are based on the RP-2014 Disabled Mortality Tables with 90% of rates for males and 100% of rates for females, projected forward generationally using mortality improvement scale MP-2016.

Actuarial assumptions used in the June 30, 2022 valuation are based on the results of an actuarial experience study for the period July 1, 2015 through June 30, 2021. An actuarial experience study is done on a quinquennial basis.

STRS Ohio’s investment consultant develops an estimate range for the investment return assumption based on the target allocation adopted by the Retirement Board. The target allocation and long-term expected rate of return for each major asset class are summarized as follows:

<u>Asset Class</u>	<u>Target Allocation*</u>	<u>Long-Term Expected Real Rate of Return **</u>
Domestic Equity	26.00 %	6.60 %
International Equity	22.00	6.80
Alternatives	19.00	7.38
Fixed Income	22.00	1.75
Real Estate	10.00	5.75
Liquidity Reserves	1.00	1.00
Total	<u>100.00 %</u>	

* Target allocation percentage is effective as of July 1, 2022. Target weights were phased in over a 3-month period concluding on October 1, 2022.

**10-Year annualized geometric nominal returns, which include the real rate of return and inflation of 2.25% and is net of investment expenses. Over a 30-year period, STRS Ohio’s investment consultant indicates that the above target allocations should generate a return above the actuarial rate of return, without net value added by management.

Discount Rate - The discount rate used to measure the total pension liability was 7.00% as of June 30, 2022. The projection of cash flows used to determine the discount rate assumes that member and employer contributions will be made at the statutory contribution rates in accordance with the rates described previously. For this purpose, only employer contributions that are intended to fund benefits of current plan members and their beneficiaries are included. Based on those assumptions, STRS Ohio’s fiduciary net position was projected to be available to make all projected future benefit payments to current plan members as of June 30, 2022. Therefore, the long-term expected rate of return on pension plan investments of 7.00% was applied to all periods of projected benefit payments to determine the total pension liability as of June 30, 2022.

**FOUR COUNTY CAREER CENTER
HENRY COUNTY, OHIO**

NOTES TO THE BASIC FINANCIAL STATEMENTS
FOR THE FISCAL YEAR ENDED JUNE 30, 2023

NOTE 12 - DEFINED BENEFIT PENSION PLANS - (Continued)

Sensitivity of the Center's Proportionate Share of the Net Pension Liability to Changes in the Discount Rate - The following table represents the net pension liability as of June 30, 2022, calculated using the current period discount rate assumption of 7.00%, as well as what the net pension liability would be if it were calculated using a discount rate that is one percentage point lower (6.00%) or one percentage point higher (8.00%) than the current assumption:

	1% Decrease	Current Discount Rate	1% Increase
Center's proportionate share of the net pension liability	\$ 23,492,760	\$ 15,551,569	\$ 8,835,781

Changes Between Measurement Date and Reporting Date - STRS approved a one-time 1.00% cost-of-living adjustment to eligible benefit recipients effective July 1, 2023. It is unknown what effect this change will have on the net pension liability.

NOTE 13 - DEFINED BENEFIT OPEB PLANS

Net OPEB Liability/Asset

See Note 12 for a description of the net OPEB liability (asset).

Plan Description - School Employees Retirement System (SERS)

Health Care Plan Description - The Center contributes to the SERS Health Care Fund, administered by SERS for non-certificated retirees and their beneficiaries. For GASB 75 purposes, this plan is considered a cost-sharing other postemployment benefit (OPEB) plan. SERS' Health Care Plan provides healthcare benefits to eligible individuals receiving retirement, disability, and survivor benefits, and to their eligible dependents. Members who retire after June 1, 1986, need 10 years of service credit, exclusive of most types of purchased credit, to qualify to participate in SERS' health care coverage. In addition to age and service retirees, disability benefit recipients and beneficiaries who are receiving monthly benefits due to the death of a member or retiree, are eligible for SERS' health care coverage. Most retirees and dependents choosing SERS' health care coverage are over the age of 65 and therefore enrolled in a fully insured Medicare Advantage plan; however, SERS maintains a traditional, self-insured preferred provider organization for its non-Medicare retiree population. For both groups, SERS offers a self-insured prescription drug program. Health care is a benefit that is permitted, not mandated, by statute. The financial report of the Plan is included in the SERS Annual Comprehensive Financial Report which can be obtained on SERS' website at www.ohsers.org under Employers/Audit Resources.

Access to health care for retirees and beneficiaries is permitted in accordance with Section 3309 of the Ohio Revised Code. The Health Care Fund was established and is administered in accordance with Internal Revenue Code Section 105(e). SERS' Retirement Board reserves the right to change or discontinue any health plan or program. Active employee members do not contribute to the Health Care Plan. The SERS Retirement Board established the rules for the premiums paid by the retirees for health care coverage for themselves and their dependents or for their surviving beneficiaries. Premiums vary depending on the plan selected, qualified years of service, Medicare eligibility, and retirement status.

**FOUR COUNTY CAREER CENTER
HENRY COUNTY, OHIO**

NOTES TO THE BASIC FINANCIAL STATEMENTS
FOR THE FISCAL YEAR ENDED JUNE 30, 2023

NOTE 13 - DEFINED BENEFIT OPEB PLANS - (Continued)

Funding Policy - State statute permits SERS to fund the health care benefits through employer contributions. Each year, after the allocation for statutorily required pensions and benefits, the Retirement Board may allocate the remainder of the employer contribution of 14% of covered payroll to the Health Care Fund in accordance with the funding policy. For the fiscal year ended June 30, 2023, SERS did not allocate any employer contributions to post-employment health care. An additional health care surcharge on employers is collected for employees earning less than an actuarially determined minimum compensation amount, pro-rated if less than a full year of service credit was earned. For fiscal year 2023, this amount was \$25,000. Statutes provide that no employer shall pay a health care surcharge greater than 2% of that employer's SERS-covered payroll; nor may SERS collect in aggregate more than 1.5% of the total statewide SERS-covered payroll for the health care surcharge. For fiscal year 2023, the Center's surcharge obligation was \$14,384.

The surcharge added to the allocated portion of the 14% employer contribution rate is the total amount assigned to the Health Care Fund. The Center's contractually required contribution to SERS was \$14,384 for fiscal year 2023. Of this amount, \$14,384 is reported as pension and postemployment obligation payable.

Plan Description - State Teachers Retirement System (STRS)

Plan Description - The State Teachers Retirement System of Ohio (STRS) administers a cost-sharing Health Plan administered for eligible retirees who participated in the defined benefit or combined pension plans offered by STRS. Ohio law authorizes STRS to offer this plan. Benefits include hospitalization, physicians' fees, prescription drugs and partial reimbursement of monthly Medicare Part B premiums. The Medicare Part B monthly reimbursement elimination date was postponed indefinitely. The Plan is included in the report of STRS which can be obtained by visiting www.strsoh.org or by calling (888) 227-7877.

Funding Policy - Ohio Revised Code Chapter 3307 authorizes STRS to offer the Plan and gives the Retirement Board discretionary authority over how much, if any, of the health care costs will be absorbed by STRS. Active employee members do not contribute to the Health Care Plan. Nearly all health care plan enrollees, for the most recent year, pay a portion of the health care costs in the form of a monthly premium. Under Ohio law, funding for post-employment health care may be deducted from employer contributions, currently 14% of covered payroll. For the fiscal year ended June 30, 2023, STRS did not allocate any employer contributions to post-employment health care.

OPEB Liabilities/Assets, OPEB Expense, and Deferred Outflows of Resources and Deferred Inflows of Resources Related to OPEB

The net OPEB liability/asset was measured as of June 30, 2022, and the total OPEB liability/asset used to calculate the net OPEB liability/asset was determined by an actuarial valuation as of that date. The Center's proportion of the net OPEB liability/asset was based on the Center's share of contributions to the respective retirement systems relative to the contributions of all participating entities.

**FOUR COUNTY CAREER CENTER
HENRY COUNTY, OHIO**

NOTES TO THE BASIC FINANCIAL STATEMENTS
FOR THE FISCAL YEAR ENDED JUNE 30, 2023

NOTE 13 - DEFINED BENEFIT OPEB PLANS - (Continued)

Following is information related to the proportionate share and OPEB expense:

	<u>SERS</u>	<u>STRS</u>	<u>Total</u>
Proportion of the net OPEB liability/asset prior measurement date	0.066503000%	0.071692235%	
Proportion of the net OPEB liability/asset current measurement date	<u>0.058901600%</u>	<u>0.069957180%</u>	
Change in proportionate share	<u>-0.007601400%</u>	<u>-0.001735055%</u>	
Proportionate share of the net OPEB liability	\$ 826,985	\$ -	\$ 826,985
Proportionate share of the net OPEB asset	\$ -	\$ 1,811,424	\$ 1,811,424
OPEB expense	\$ (119,981)	\$ (332,135)	\$ (452,116)

At June 30, 2023, the Center reported deferred outflows of resources and deferred inflows of resources related to OPEB from the following sources:

	<u>SERS</u>	<u>STRS</u>	<u>Total</u>
Deferred outflows of resources			
Differences between expected and actual experience	\$ 6,950	\$ 26,262	\$ 33,212
Net difference between projected and actual earnings on OPEB plan investments	4,297	31,528	35,825
Changes of assumptions	131,543	77,160	208,703
Difference between employer contributions and proportionate share of contributions/ change in proportionate share	-	17,035	17,035
Contributions subsequent to the measurement date	<u>14,384</u>	<u>-</u>	<u>14,384</u>
Total deferred outflows of resources	<u>\$ 157,174</u>	<u>\$ 151,985</u>	<u>\$ 309,159</u>
Deferred inflows of resources			
Differences between expected and actual experience	\$ 529,002	\$ 272,043	\$ 801,045
Changes of assumptions	339,481	1,284,475	1,623,956
Difference between employer contributions and proportionate share of contributions/ change in proportionate share	<u>321,938</u>	<u>44,368</u>	<u>366,306</u>
Total deferred inflows of resources	<u>\$ 1,190,421</u>	<u>\$ 1,600,886</u>	<u>\$ 2,791,307</u>

\$14,384 reported as deferred outflows of resources related to OPEB resulting from Center contributions subsequent to the measurement date will be recognized as a reduction of the net OPEB liability/asset in the fiscal year ending June 30, 2024.

**FOUR COUNTY CAREER CENTER
HENRY COUNTY, OHIO**

NOTES TO THE BASIC FINANCIAL STATEMENTS
FOR THE FISCAL YEAR ENDED JUNE 30, 2023

NOTE 13 - DEFINED BENEFIT OPEB PLANS - (Continued)

Other amounts reported as deferred outflows of resources and deferred inflows of resources related to OPEB will be recognized in OPEB expense as follows:

	SERS	STRS	Total
Fiscal Year Ending June 30:			
2024	\$ (229,813)	\$ (421,170)	\$ (650,983)
2025	(223,007)	(430,082)	(653,089)
2026	(195,194)	(197,163)	(392,357)
2027	(137,792)	(80,687)	(218,479)
2028	(99,592)	(105,781)	(205,373)
Thereafter	(162,233)	(214,018)	(376,251)
Total	\$ (1,047,631)	\$ (1,448,901)	\$ (2,496,532)

Actuarial Assumptions – SERS

The total OPEB liability is determined by SERS’ actuaries in accordance with GASB Statement No. 74, as part of their annual actuarial valuation for each retirement plan. Actuarial valuations of an ongoing plan involve estimates of the value of reported amounts (e.g., salaries, credited service) and assumptions about the probability of occurrence of events far into the future (e.g., mortality, disabilities, retirements, employment terminations). Actuarially determined amounts are subject to continual review and potential modifications, as actual results are compared with past expectations and new estimates are made about the future.

Projections of benefits for financial reporting purposes are based on the substantive plan (the plan as understood by the employers and plan members) and include the types of benefits provided at the time of each valuation and the historical pattern of sharing benefit costs between the employers and plan members to that point. The projection of benefits for financial reporting purposes does not explicitly incorporate the potential effects of legal or contractual funding limitations.

Actuarial calculations reflect a long-term perspective. For a newly hired employee, actuarial calculations will take into account the employee’s entire career with the employer and also take into consideration the benefits, if any, paid to the employee after termination of employment until the death of the employee and any applicable contingent annuitant. In many cases, actuarial calculations reflect several decades of service with the employer and the payment of benefits after termination.

THIS SPACE INTENTIONALLY LEFT BLANK

**FOUR COUNTY CAREER CENTER
HENRY COUNTY, OHIO**

NOTES TO THE BASIC FINANCIAL STATEMENTS
FOR THE FISCAL YEAR ENDED JUNE 30, 2023

NOTE 13 - DEFINED BENEFIT OPEB PLANS - (Continued)

Key methods and assumptions used in calculating the total OPEB liability in the latest actuarial valuation date of June 30, 2022 are presented below:

Wage inflation:	
Current measurement date	2.40%
Prior measurement date	2.40%
Future salary increases, including inflation:	
Current measurement date	3.25% to 13.58%
Prior measurement date	3.25% to 13.58%
Investment rate of return:	
Current measurement date	7.00% net of investment expense, including inflation
Prior measurement date	7.00% net of investment expense, including inflation
Municipal bond index rate:	
Current measurement date	3.69%
Prior measurement date	1.92%
Single equivalent interest rate, net of plan investment expense, including price inflation:	
Current measurement date	4.08%
Prior measurement date	2.27%
Medical trend assumption:	
Current measurement date	7.00 to 4.40%
Prior measurement date	
Medicare	5.125 to 4.400%
Pre-Medicare	6.750 to 4.400%

In 2022, mortality rates were based on the PUB-2010 General Employee Amount Weight Below Median Healthy Retiree mortality table projected to 2017 with ages set forward 1 year and adjusted 94.20% for males and set forward 2 years and adjusted 81.35% for females. Mortality among disabled members were based upon the PUB-2010 General Disabled Retiree mortality table projected to 2017 with ages set forward 5 years and adjusted 103.3% for males and set forward 3 years and adjusted 106.8% for females. Future improvement in mortality rates is reflected by applying the MP-2020 projection scale generationally.

In the prior measurement date, mortality rates were based on the PUB-2010 General Employee Amount Weighted Below Median Healthy Retiree mortality table projected to 2017 with ages set forward 1 year and adjusted 94.20% for males and set forward 2 years and adjusted 81.35% for females. Mortality among disabled members were based upon the PUB-2010 General Disabled Retiree mortality table projected to 2017 with ages set forward 5 years and adjusted 103.3% for males and set forward 3 years and adjusted 106.8% for females. Future improvement in mortality rates is reflected by applying the MP-2020 projection scale generationally.

The most recent experience study was completed for the five-year period ended June 30, 2020.

**FOUR COUNTY CAREER CENTER
HENRY COUNTY, OHIO**

NOTES TO THE BASIC FINANCIAL STATEMENTS
FOR THE FISCAL YEAR ENDED JUNE 30, 2023

NOTE 13 - DEFINED BENEFIT OPEB PLANS - (Continued)

The long-term expected rate of return on plan assets is reviewed as part of the actuarial 5-year experience study. The most recent study covers fiscal years 2016 through 2020, and was adopted by the Board in 2021. Several factors are considered in evaluating the long-term rate of return assumption including long-term historical data, estimates inherent in current market data, and a long-normal distribution analysis in which best-estimate ranges of expected future real rates of return were developed by the investment consultant for each major asset class. These ranges were combined to produce the long-term expected rate of return, 7.00%, by weighting the expected future real rates of return by the target asset allocation percentage and then adding expected inflation. The capital market assumptions developed by the investment consultant are intended for use over a 10-year horizon and may not be useful in setting the long-term rate of return for funding pension plans which covers a longer timeframe. The assumption is intended to be a long-term assumption and is not expected to change absent a significant change in the asset allocation, a change in the inflation assumption, or a fundamental change in the market that alters expected returns in future years.

The target asset allocation and best estimates of arithmetic real rates of return for each major asset class are summarized as follows:

Asset Class	Target Allocation	Long-Term Expected Real Rate of Return
Cash	2.00 %	(0.45) %
US Equity	24.75	5.37
Non-US Equity Developed	13.50	6.22
Non-US Equity Emerging	6.75	8.22
Fixed Income/Global Bonds	19.00	1.20
Private Equity	11.00	10.05
Real Estate/Real Assets	16.00	4.87
Multi-Asset Strategy	4.00	3.39
Private Debt/Private Credit	3.00	5.38
Total	<u>100.00 %</u>	

Discount Rate - The discount rate used to measure the total OPEB liability at June 30, 2022, was 4.08%. The discount rate used to measure total OPEB liability prior to June 30, 2022, was 2.27%. The projection of cash flows used to determine the discount rate assumed that contributions will be made from members and the System at the contribution rate of 1.50% of projected covered payroll each year, which includes a 1.50% payroll surcharge and no contributions from the basic benefits plan. Based on these assumptions, the OPEB plan's fiduciary net position was projected to become insufficient to make all projected future benefit payments of current System members by SERS actuaries. The Municipal Bond Index Rate is used in the determination of the SEIR for both the June 30, 2022 and the June 30, 2021 total OPEB liability. The Municipal Bond Index rate is the single rate that will generate a present value of benefit payments equal to the sum of the present value determined by the long-term expected rate of return, and the present value determined by discounting those benefits after the date of depletion. The Municipal Bond Index Rate is 3.69% at June 30, 2022 and 1.92% at June 30, 2021.

Sensitivity of the Center's Proportionate Share of the Net OPEB Liability to Changes in the Discount Rate and Changes in the Health Care Cost Trend Rates - The net OPEB liability is sensitive to changes in the discount rate and the health care cost trend rate. The following table presents the net OPEB liability, what the net OPEB liability would be if it were calculated using a discount rate that is 1 percentage point lower (3.08%) and higher (5.08%) than the current discount rate (4.08%). Also shown is what the net OPEB liability would be based on health care cost trend rates that are 1 percentage point lower (6.00% decreasing to 3.40%) and higher (8.00% decreasing to 5.40%) than the current rate (7.00% decreasing to 4.40%).

**FOUR COUNTY CAREER CENTER
HENRY COUNTY, OHIO**

NOTES TO THE BASIC FINANCIAL STATEMENTS
FOR THE FISCAL YEAR ENDED JUNE 30, 2023

NOTE 13 - DEFINED BENEFIT OPEB PLANS - (Continued)

	1% Decrease	Current Discount Rate	1% Increase
Center's proportionate share of the net OPEB liability	\$ 1,027,127	\$ 826,985	\$ 665,415

	1% Decrease	Current Trend Rate	1% Increase
Center's proportionate share of the net OPEB liability	\$ 637,754	\$ 826,985	\$ 1,074,151

Actuarial Assumptions - STRS

Key methods and assumptions used in the latest actuarial valuation, reflecting experience study results used in the June 30, 2022 actuarial valuation, compared with June 30, 2021 actuarial valuation, are presented below:

	June 30, 2022		June 30, 2021	
Inflation	2.50%		2.50%	
Projected salary increases	Varies by service from 2.50% to 8.50%		12.50% at age 20 to 2.50% at age 65	
Investment rate of return	7.00%, net of investment expenses, including inflation		7.00%, net of investment expenses, including inflation	
Payroll increases	3.00%		3.00%	
Cost-of-living adjustments (COLA)	0.00%		0.00%	
Discount rate of return	7.00%		7.00%	
Blended discount rate of return	N/A		N/A	
Health care cost trends				
	Initial	Ultimate	Initial	Ultimate
Medical				
Pre-Medicare	7.50%	3.94%	5.00%	4.00%
Medicare	-68.78%	3.94%	-16.18%	4.00%
Prescription Drug				
Pre-Medicare	9.00%	3.94%	6.50%	4.00%
Medicare	-5.47%	3.94%	29.98%	4.00%

Projections of benefits include the historical pattern of sharing benefit costs between the employers and retired plan members.

For the June 30, 2022 actuarial valuation, for healthy retirees the post-retirement mortality rates are based on the Pub-2010 Teachers Healthy Annuitant Mortality Table, adjusted 110% for males, projected forward generationally using mortality improvement scale MP-2020; pre-retirement mortality rates are based on Pub-2010 Teachers Employee Table adjusted 95% for females, projected forward generationally using mortality improvement scale MP-2020. For disabled retirees, mortality rates are based on the Pub-2010 Teachers Disabled Annuitant Table projected forward generationally using mortality improvement scale MP-2020.

**FOUR COUNTY CAREER CENTER
HENRY COUNTY, OHIO**

NOTES TO THE BASIC FINANCIAL STATEMENTS
FOR THE FISCAL YEAR ENDED JUNE 30, 2023

NOTE 13 - DEFINED BENEFIT OPEB PLANS - (Continued)

For the prior measurement date, for healthy retirees the mortality rates are based on the RP-2014 Annuitant Mortality Tables with 50% of rates through age 69, 70% of rates between ages 70 and 79, 90% of rates between ages 80 and 84, and 100% of rates thereafter, projected forward generationally using mortality improvement scale MP-2016. For disabled retirees, mortality rates are based on the RP-2014 Disabled Mortality Tables with 90% of rates for males and 100% of rates for females, projected forward generationally using mortality improvement scale MP-2016.

Actuarial assumptions used in the June 30, 2022 valuation are based on the results of an actuarial experience study for the period July 1, 2015 through June 30, 2021. An actuarial experience study is done on a quinquennial basis.

Assumption Changes Since the Prior Measurement Date - The discount rate remained unchanged at 7.00% for the June 30, 2022 valuation.

Benefit Term Changes Since the Prior Measurement Date - Salary increase rates were updated based on the actuarial experience study for the period July 1, 2015 through June 30, 2021 and were changed from age based to service based.

STRS' investment consultant develops an estimate range for the investment return assumption based on the target allocation adopted by the Retirement Board. The target allocation and long-term expected rate of return for each major asset class are summarized as follows:

Asset Class	Target Allocation*	Long-Term Expected Real Rate of Return **
Domestic Equity	26.00 %	6.60 %
International Equity	22.00	6.80
Alternatives	19.00	7.38
Fixed Income	22.00	1.75
Real Estate	10.00	5.75
Liquidity Reserves	1.00	1.00
Total	<u>100.00 %</u>	

* Target allocation percentage is effective as of July 1, 2022. Target weights were phased in over a 3-month period concluding on October 1, 2022.

**10-Year annualized geometric nominal returns, which include the real rate of return and inflation of 2.25% and is net of investment expenses. Over a 30-year period, STRS Ohio's investment consultant indicates that the above target allocations should generate a return above the actuarial rate of return, without net value added by management.

Discount Rate - The discount rate used to measure the total OPEB liability was 7.00% as of June 30, 2022. The projection of cash flows used to determine the discount rate assumed STRS Ohio continues to allocate no employer contributions to the health care fund. Based on those assumptions, the OPEB plan's fiduciary net position was projected to be available to make all projected future benefit payments to current plan members as of June 30, 2022. Therefore, the long-term expected rate of return on health care fund investments of 7.00% was applied to all periods of projected health care costs to determine the total OPEB liability as of June 30, 2022.

Sensitivity of the Center's Proportionate Share of the Net OPEB Asset to Changes in the Discount and Health Care Cost Trend Rate - The following table represents the net OPEB asset as of June 30, 2022, calculated using the current period discount rate assumption of 7.00%, as well as what the net OPEB asset would be if it were calculated using a discount rate that is one percentage point lower (6.00%) or one percentage point higher (8.00%) than the current assumption. Also shown is the net OPEB asset as if it were calculated using health care cost trend rates that are one percentage point lower or one percentage point higher than the current health care cost trend rates.

**FOUR COUNTY CAREER CENTER
HENRY COUNTY, OHIO**

NOTES TO THE BASIC FINANCIAL STATEMENTS
FOR THE FISCAL YEAR ENDED JUNE 30, 2023

NOTE 13 - DEFINED BENEFIT OPEB PLANS - (Continued)

	1% Decrease	Current Discount Rate	1% Increase
Center's proportionate share of the net OPEB asset	\$ 1,677,412	\$ 1,811,424	\$ 1,928,614
	1% Decrease	Current Trend Rate	1% Increase
Center's proportionate share of the net OPEB asset	\$ 1,878,888	\$ 1,811,424	\$ 1,726,268

NOTE 14 - BUDGETARY BASIS OF ACCOUNTING

While reporting financial position, results of operations, and changes in fund balance on the basis of generally accepted accounting principles (GAAP), the budgetary basis as provided by law is based upon accounting for certain transactions on a basis of cash receipts and disbursements.

The statement of revenue, expenditures and changes in fund balance - budget and actual (non-GAAP budgetary basis) presented for the general fund and adult education fund is presented on the budgetary basis to provide a meaningful comparison of actual results with the budget. The major differences between the budget basis and the GAAP basis are that:

- (a) Revenues and other financing sources are recorded when received in cash (budget basis) as opposed to when susceptible to accrual (GAAP basis);
- (b) Expenditures and other financing uses are recorded when paid in cash (budget basis) as opposed to when the liability is incurred (GAAP basis);
- (c) In order to determine compliance with Ohio law, and to reserve that portion of the applicable appropriation, total outstanding encumbrances (budget basis) are recorded as the equivalent of an expenditure, as opposed to an assignment of fund balance for that portion of outstanding encumbrances not already recognized as an account payable (GAAP basis);
- (d) Investments are reported at fair value (GAAP basis) as opposed to cost (budget basis); and,
- (e) Some funds are included in the general fund (GAAP basis), but have separate legally adopted budgets (budget basis).

THIS SPACE INTENTIONALLY LEFT BLANK

**FOUR COUNTY CAREER CENTER
HENRY COUNTY, OHIO**

NOTES TO THE BASIC FINANCIAL STATEMENTS
FOR THE FISCAL YEAR ENDED JUNE 30, 2023

NOTE 14 - BUDGETARY BASIS OF ACCOUNTING - (Continued)

The adjustments necessary to convert the results of operations for the year on the budget basis to the GAAP basis for the general fund and adult education fund are as follows:

Net Change in Fund Balance

	<u>General Fund</u>	<u>Adult Education</u>
Budget basis	\$ 1,571,585	\$ 160,183
Net adjustment for revenue accruals	286,871	47,932
Net adjustment for expenditure accruals	(193,588)	(6,251)
Net adjustment for other sources/uses	74,296	(75)
Funds budgeted elsewhere	12,021	-
Adjustment for encumbrances	<u>217,305</u>	<u>3,748</u>
GAAP basis	<u>\$ 1,968,490</u>	<u>\$ 205,537</u>

Certain funds that are legally budgeted in separate special revenue funds are considered part of the general fund on a GAAP basis. This includes the uniform school supplies fund, public school support fund, termination benefits fund and special enterprise fund.

NOTE 15 - CONTINGENCIES

A. Grants

The Center receives significant financial assistance from numerous federal, State and local agencies in the form of grants. The disbursement of funds received under these programs generally requires compliance with terms and conditions specified in the grant agreements and are subject to audit by the grantor agencies. Any disallowed claims resulting from such audits could become a liability of the Center. However, in the opinion of management, any such disallowed claims will not have a material effect on the financial position of the Center at June 30, 2023.

B. Litigation

The Center is involved in no material litigation as either plaintiff or defendant.

C. Foundation Funding

Foundation funding is based on the annualized full-time equivalent (FTE) enrollment of each student. Career centers must comply with minimum hours of instruction, instead of a minimum number of school days each year. The funding formula the Ohio Department of Education (ODE) is legislatively required to follow will continue to adjust as enrollment information is updated by the Center, which can extend past the fiscal year-end. The Center's September 15 and November 15, 2023 foundation settlements included the FTE adjustments for fiscal year 2023. The September 15, 2023 adjustment was an increase of \$5,990 and the November 15, 2023 adjustment was an increase of \$54. The September 15, 2023 adjustment was included in the financial statements as an intergovernmental receivable at June 30, 2023, however, the November 15, 2023 amount was not included in the financial statements as an intergovernmental receivable at June 30, 2023 as the amount was not material.

**FOUR COUNTY CAREER CENTER
HENRY COUNTY, OHIO**

NOTES TO THE BASIC FINANCIAL STATEMENTS
FOR THE FISCAL YEAR ENDED JUNE 30, 2023

NOTE 16 - STATUTORY RESERVES

The Center is required by State law to annually set-aside certain general fund revenue amounts, as defined by statutory formula, for the acquisition and construction of capital improvements. Amounts not spent by the end of the fiscal year or offset by similarly restricted resources received during the year must be held in cash at fiscal year-end. This amount must be carried forward to be used for the same purpose in future years. Expenditures exceeding the set-aside requirement may not be carried forward to the next fiscal year.

The following cash-basis information describes the change in the fiscal year-end set-aside amount for capital improvements. Disclosure of this information is required by State statute.

	<u>Capital Improvements</u>
Set-aside balance June 30, 2022	\$ -
Current year set-aside requirement	210,143
Current year qualifying expenditures	(81,228)
Current year offsets	<u>(2,835,147)</u>
Total	<u>\$ (2,706,232)</u>
Balance carried forward to fiscal year 2024	<u>\$ -</u>
Set-aside balance June 30, 2023	<u>\$ -</u>

The Center passed Resolution No. 37-09 establishing and funding a reserve balance account within the general fund for the purpose of stabilizing against cyclical changes in revenues and expenditures. The balance of this reserve at June 30, 2023 is \$725,000.

NOTE 17 - COMMITMENTS

The Center utilizes encumbrance accounting as part of its budgetary controls. Encumbrances outstanding at year-end may be reported as part of restricted, committed, or assigned classifications of fund balance. At year end, the Center's commitments for encumbrances in the governmental funds were as follows:

<u>Fund Type</u>	<u>Year-End Encumbrances</u>
General fund	\$ 191,694
Adult education	2,704
Nonmajor governmental funds	<u>2,069,067</u>
Total	<u>\$ 2,263,465</u>

**FOUR COUNTY CAREER CENTER
HENRY COUNTY, OHIO**

NOTES TO THE BASIC FINANCIAL STATEMENTS
FOR THE FISCAL YEAR ENDED JUNE 30, 2023

NOTE 18 - TAX ABATEMENTS ENTERED INTO BY OTHER GOVERNMENTS

Community Reinvestment Areas

Under the authority of Ohio Revised Code (ORC) Section 3735.67, the CRA program is an economic development tool administered by municipal and county governments that provides real property tax exemptions for property owners who renovate existing or construct new buildings. CRA's are areas of land in which property owners can receive tax incentives for investing in real property improvements. Under the CRA program, local governments petition to the Ohio Development Services Agency (ODSA) for confirmation of a geographical area in which investment in housing is desired. Once an area is confirmed by the ODSA, local governments may offer real property tax exemptions to taxpayers that invest in that area. Property owners in the CRA can receive temporary tax abatements for renovation of existing structures and new construction in these areas. Property owners apply to the local legislative authority for approval to renovate or construct in the CRA. Upon approval and certification of completion, the amount of the abatement is deducted from the individual or entity's property tax bill.

Enterprise Zones

Enterprise zones are designated areas of land in which businesses can receive tax incentives in the form of tax exemptions on eligible new investment. The Enterprise Zone Program provides tax exemptions for a portion of the value of new real property when the investment is made in conjunction with a project that includes job creation or job retention. These tax abatements reduce assessed value by a percentage agreed upon by all parties that authorize these types of agreements. The agreements affect the property tax receipts collected and distributed to the Center.

The programs described above are used by various other governments which reduce the amount of property taxes received by the Center. The table below summarizes the amount of property tax forgone by the Center:

<u>County*</u>	<u>Amount of Property Tax Revenue Forgone</u>
Fulton County	\$ 87,442
Williams County	110,400
Defiance County	15,261
Henry County	5,833
	<u>\$ 218,936</u>

* The amounts listed for each county in the table above includes the amount of property tax revenue forgone for tax abatement agreements entered into by the county government and various other governments (cities, villages, townships) within the county.

In fiscal year 2023, the Center received \$81,977 from various property owners, who are participants in the above programs, to partially reimburse the Center for the forgone tax revenue.

REQUIRED SUPPLEMENTARY INFORMATION

**FOUR COUNTY CAREER CENTER
HENRY COUNTY, OHIO**

SCHEDULES OF REQUIRED SUPPLEMENTARY INFORMATION

SCHEDULE OF THE CENTER'S PROPORTIONATE SHARE OF
THE NET PENSION LIABILITY
SCHOOL EMPLOYEES RETIREMENT SYSTEM (SERS) OF OHIO

	LAST TEN FISCAL YEARS			
	2023	2022	2021	2020
Center's proportion of the net pension liability	0.06235600%	0.07065460%	0.07235660%	0.07203100%
Center's proportionate share of the net pension liability	\$ 3,372,697	\$ 2,606,950	\$ 4,785,818	\$ 4,309,741
Center's covered payroll	\$ 2,300,257	\$ 2,460,200	\$ 2,556,607	\$ 2,494,763
Center's proportionate share of the net pension liability as a percentage of its covered payroll	146.62%	105.96%	187.19%	172.75%
Plan fiduciary net position as a percentage of the total pension liability	75.82%	82.86%	68.55%	70.85%

Amounts presented for each fiscal year were determined as of the Center's measurement date which is the prior year-end.

SEE ACCOMPANYING NOTES TO THE REQUIRED SUPPLEMENTARY INFORMATION

2019	2018	2017	2016	2015	2014
0.07236000%	0.07221300%	0.07115700%	0.07129830%	0.07062000%	0.07062000%
\$ 4,144,191	\$ 4,314,567	\$ 5,208,036	\$ 4,068,350	\$ 3,574,038	\$ 4,199,545
\$ 2,423,859	\$ 2,257,743	\$ 2,230,493	\$ 2,146,449	\$ 2,052,085	\$ 2,563,143
170.97%	191.10%	233.49%	189.54%	174.17%	163.84%
71.36%	69.50%	62.98%	69.16%	71.70%	65.52%

**FOUR COUNTY CAREER CENTER
HENRY COUNTY, OHIO**

SCHEDULES OF REQUIRED SUPPLEMENTARY INFORMATION

SCHEDULE OF THE CENTER'S PROPORTIONATE SHARE OF
THE NET PENSION LIABILITY
STATE TEACHERS RETIREMENT SYSTEM (STRS) OF OHIO

	LAST TEN FISCAL YEARS			
	2023	2022	2021	2020
Center's proportion of the net pension liability	0.06995718%	0.07169224%	0.07296020%	0.07249117%
Center's proportionate share of the net pension liability	\$ 15,551,569	\$ 9,166,497	\$ 17,653,772	\$ 16,030,987
Center's covered payroll	\$ 9,135,079	\$ 8,870,757	\$ 8,829,193	\$ 8,509,021
Center's proportionate share of the net pension liability as a percentage of its covered payroll	170.24%	103.33%	199.95%	188.40%
Plan fiduciary net position as a percentage of the total pension liability	78.88%	87.78%	75.48%	77.40%

Amounts presented for each fiscal year were determined as of the Center's measurement date which is the prior year-end.

SEE ACCOMPANYING NOTES TO THE REQUIRED SUPPLEMENTARY INFORMATION

<u>2019</u>	<u>2018</u>	<u>2017</u>	<u>2016</u>	<u>2015</u>	<u>2014</u>
0.07563689%	0.07856451%	0.07657009%	0.07533907%	0.07699655%	0.07699655%
\$ 16,630,854	\$ 18,663,168	\$ 25,630,317	\$ 20,821,515	\$ 18,728,226	\$ 22,308,940
\$ 8,633,814	\$ 8,322,114	\$ 8,117,521	\$ 7,860,371	\$ 7,866,923	\$ 9,219,169
192.62%	224.26%	315.74%	264.89%	238.06%	241.98%
77.31%	75.30%	66.80%	72.10%	74.70%	69.30%

**FOUR COUNTY CAREER CENTER
HENRY COUNTY, OHIO**

SCHEDULES OF REQUIRED SUPPLEMENTARY INFORMATION

SCHEDULE OF CENTER PENSION CONTRIBUTIONS
SCHOOL EMPLOYEES RETIREMENT SYSTEM (SERS) OF OHIO

	LAST TEN FISCAL YEARS			
	<u>2023</u>	<u>2022</u>	<u>2021</u>	<u>2020</u>
Contractually required contribution	\$ 340,897	\$ 322,036	\$ 344,428	\$ 357,925
Contributions in relation to the contractually required contribution	<u>(340,897)</u>	<u>(322,036)</u>	<u>(344,428)</u>	<u>(357,925)</u>
Contribution deficiency (excess)	<u>\$ -</u>	<u>\$ -</u>	<u>\$ -</u>	<u>\$ -</u>
Center's covered payroll	\$ 2,434,979	\$ 2,300,257	\$ 2,460,200	\$ 2,556,607
Contributions as a percentage of covered payroll	14.00%	14.00%	14.00%	14.00%

SEE ACCOMPANYING NOTES TO THE REQUIRED SUPPLEMENTARY INFORMATION

<u>2019</u>	<u>2018</u>	<u>2017</u>	<u>2016</u>	<u>2015</u>	<u>2014</u>
\$ 336,793	\$ 327,221	\$ 316,084	\$ 312,269	\$ 282,902	\$ 284,419
<u>(336,793)</u>	<u>(327,221)</u>	<u>(316,084)</u>	<u>(312,269)</u>	<u>(282,902)</u>	<u>(284,419)</u>
<u>\$ -</u>	<u>\$ -</u>	<u>\$ -</u>	<u>\$ -</u>	<u>\$ -</u>	<u>\$ -</u>
\$ 2,494,763	\$ 2,423,859	\$ 2,257,743	\$ 2,230,493	\$ 2,146,449	\$ 2,052,085
13.50%	13.50%	14.00%	14.00%	13.18%	13.86%

**FOUR COUNTY CAREER CENTER
HENRY COUNTY, OHIO**

SCHEDULES OF REQUIRED SUPPLEMENTARY INFORMATION

SCHEDULE OF CENTER PENSION CONTRIBUTIONS
STATE TEACHERS RETIREMENT SYSTEM (STRS) OF OHIO

	LAST TEN FISCAL YEARS			
	<u>2023</u>	<u>2022</u>	<u>2021</u>	<u>2020</u>
Contractually required contribution	\$ 1,301,718	\$ 1,278,911	\$ 1,241,906	\$ 1,236,087
Contributions in relation to the contractually required contribution	<u>(1,301,718)</u>	<u>(1,278,911)</u>	<u>(1,241,906)</u>	<u>(1,236,087)</u>
Contribution deficiency (excess)	<u>\$ -</u>	<u>\$ -</u>	<u>\$ -</u>	<u>\$ -</u>
Center's covered payroll	\$ 9,297,986	\$ 9,135,079	\$ 8,870,757	\$ 8,829,193
Contributions as a percentage of covered payroll	14.00%	14.00%	14.00%	14.00%

SEE ACCOMPANYING NOTES TO THE REQUIRED SUPPLEMENTARY INFORMATION

<u>2019</u>	<u>2018</u>	<u>2017</u>	<u>2016</u>	<u>2015</u>	<u>2014</u>
\$ 1,191,263	\$ 1,208,734	\$ 1,165,096	\$ 1,136,453	\$ 1,100,452	\$ 1,022,700
<u>(1,191,263)</u>	<u>(1,208,734)</u>	<u>(1,165,096)</u>	<u>(1,136,453)</u>	<u>(1,100,452)</u>	<u>(1,022,700)</u>
<u>\$ -</u>	<u>\$ -</u>	<u>\$ -</u>	<u>\$ -</u>	<u>\$ -</u>	<u>\$ -</u>
\$ 8,509,021	\$ 8,633,814	\$ 8,322,114	\$ 8,117,521	\$ 7,860,371	\$ 7,866,923
14.00%	14.00%	14.00%	14.00%	14.00%	13.00%

**FOUR COUNTY CAREER CENTER
HENRY COUNTY, OHIO**

SCHEDULES OF REQUIRED SUPPLEMENTARY INFORMATION

SCHEDULE OF THE CENTER'S PROPORTIONATE SHARE OF
THE NET OPEB LIABILITY
SCHOOL EMPLOYEES RETIREMENT SYSTEM (SERS) OF OHIO

LAST SEVEN FISCAL YEARS

	<u>2023</u>	<u>2022</u>	<u>2021</u>	<u>2020</u>
Center's proportion of the net OPEB liability	0.05890160%	0.06650300%	0.06779460%	0.06725510%
Center's proportionate share of the net OPEB liability	\$ 826,985	\$ 1,258,624	\$ 1,473,399	\$ 1,691,324
Center's covered payroll	\$ 2,300,257	\$ 2,460,200	\$ 2,556,607	\$ 2,494,763
Center's proportionate share of the net OPEB liability as a percentage of its covered payroll	35.95%	51.16%	57.63%	67.79%
Plan fiduciary net position as a percentage of the total OPEB liability	30.34%	24.08%	18.17%	15.57%

Note: Information prior to 2017 was unavailable. Schedule is intended to show information for 10 years. Additional years will be displayed as they become available.

Amounts presented for each fiscal year were determined as of the Center's measurement date which is the prior year-end.

SEE ACCOMPANYING NOTES TO THE REQUIRED SUPPLEMENTARY INFORMATION

<u>2019</u>	<u>2018</u>	<u>2017</u>
0.06800860%	0.06854170%	0.06688198%
\$ 1,886,742	\$ 1,839,479	\$ 1,906,384
\$ 2,423,859	\$ 2,257,743	\$ 2,230,493
77.84%	81.47%	85.47%
13.57%	12.46%	11.49%

**FOUR COUNTY CAREER CENTER
HENRY COUNTY, OHIO**

SCHEDULES OF REQUIRED SUPPLEMENTARY INFORMATION

SCHEDULE OF THE CENTER'S PROPORTIONATE SHARE OF
THE NET OPEB LIABILITY/ASSET
STATE TEACHERS RETIREMENT SYSTEM (STRS) OF OHIO

LAST SEVEN FISCAL YEARS

	<u>2023</u>	<u>2022</u>	<u>2021</u>	<u>2020</u>
Center's proportion of the net OPEB liability/asset	0.06995718%	0.07169224%	0.07296020%	0.07249117%
Center's proportionate share of the net OPEB liability/(asset)	\$ (1,811,424)	\$ (1,511,572)	\$ (1,282,275)	\$ (1,200,628)
Center's covered payroll	\$ 9,135,079	\$ 8,870,757	\$ 8,829,193	\$ 8,509,021
Center's proportionate share of the net OPEB liability/asset as a percentage of its covered payroll	19.83%	17.04%	14.52%	14.11%
Plan fiduciary net position as a percentage of the total OPEB liability/asset	230.73%	174.73%	182.10%	174.70%

Note: Information prior to 2017 was unavailable. Schedule is intended to show information for 10 years. Additional years will be displayed as they become available.

Amounts presented for each fiscal year were determined as of the Center's measurement date which is the prior year-end.

SEE ACCOMPANYING NOTES TO THE REQUIRED SUPPLEMENTARY INFORMATION

<u>2019</u>	<u>2018</u>	<u>2017</u>
0.07563689%	0.07856451%	0.07657009%
\$ (1,215,407)	\$ 3,065,297	\$ 4,094,988
\$ 8,633,814	\$ 8,322,114	\$ 8,117,521
14.08%	36.83%	50.45%
176.00%	47.10%	37.30%

**FOUR COUNTY CAREER CENTER
HENRY COUNTY, OHIO**

SCHEDULES OF REQUIRED SUPPLEMENTARY INFORMATION

SCHEDULE OF CENTER OPEB CONTRIBUTIONS
SCHOOL EMPLOYEES RETIREMENT SYSTEM (SERS) OF OHIO

	LAST TEN FISCAL YEARS			
	<u>2023</u>	<u>2022</u>	<u>2021</u>	<u>2020</u>
Contractually required contribution	\$ 14,384	\$ 13,619	\$ 13,398	\$ 9,074
Contributions in relation to the contractually required contribution	<u>(14,384)</u>	<u>(13,619)</u>	<u>(13,398)</u>	<u>(9,074)</u>
Contribution deficiency (excess)	<u>\$ -</u>	<u>\$ -</u>	<u>\$ -</u>	<u>\$ -</u>
Center's covered payroll	\$ 2,434,979	\$ 2,300,257	\$ 2,460,200	\$ 2,556,607
Contributions as a percentage of covered payroll	0.59%	0.59%	0.54%	0.35%

SEE ACCOMPANYING NOTES TO THE REQUIRED SUPPLEMENTARY INFORMATION

<u>2019</u>	<u>2018</u>	<u>2017</u>	<u>2016</u>	<u>2015</u>	<u>2014</u>
\$ 22,769	\$ 24,875	\$ 15,442	\$ 11,413	\$ 27,415	\$ 3,201
<u>(22,769)</u>	<u>(24,875)</u>	<u>(15,442)</u>	<u>(11,413)</u>	<u>(27,415)</u>	<u>(3,201)</u>
<u>\$ -</u>	<u>\$ -</u>	<u>\$ -</u>	<u>\$ -</u>	<u>\$ -</u>	<u>\$ -</u>
\$ 2,494,763	\$ 2,423,859	\$ 2,257,743	\$ 2,230,493	\$ 2,146,449	\$ 2,052,085
0.91%	1.03%	0.68%	0.51%	1.28%	0.16%

**FOUR COUNTY CAREER CENTER
HENRY COUNTY, OHIO**

SCHEDULES OF REQUIRED SUPPLEMENTARY INFORMATION

SCHEDULE OF CENTER OPEB CONTRIBUTIONS
STATE TEACHERS RETIREMENT SYSTEM (STRS) OF OHIO

	LAST TEN FISCAL YEARS			
	<u>2023</u>	<u>2022</u>	<u>2021</u>	<u>2020</u>
Contractually required contribution	\$ -	\$ -	\$ -	\$ -
Contributions in relation to the contractually required contribution	<u>-</u>	<u>-</u>	<u>-</u>	<u>-</u>
Contribution deficiency (excess)	<u>\$ -</u>	<u>\$ -</u>	<u>\$ -</u>	<u>\$ -</u>
Center's covered payroll	\$ 9,297,986	\$ 9,135,079	\$ 8,870,757	\$ 8,829,193
Contributions as a percentage of covered payroll	0.00%	0.00%	0.00%	0.00%

SEE ACCOMPANYING NOTES TO THE REQUIRED SUPPLEMENTARY INFORMATION

<u>2019</u>	<u>2018</u>	<u>2017</u>	<u>2016</u>	<u>2015</u>	<u>2014</u>
\$ -	\$ -	\$ -	\$ -	\$ -	\$ 82,641
-	-	-	-	-	(82,641)
<u>\$ -</u>	<u>\$ -</u>	<u>\$ -</u>	<u>\$ -</u>	<u>\$ -</u>	<u>\$ -</u>
\$ 8,509,021	\$ 8,633,814	\$ 8,322,114	\$ 8,117,521	\$ 7,860,371	\$ 7,866,923
0.00%	0.00%	0.00%	0.00%	1.00%	1.00%

**FOUR COUNTY CAREER CENTER
HENRY COUNTY, OHIO**

NOTES TO THE REQUIRED SUPPLEMENTARY INFORMATION
FOR THE FISCAL YEAR ENDED JUNE 30, 2023

PENSION

SCHOOL EMPLOYEES RETIREMENT SYSTEM (SERS) OF OHIO

Changes in benefit terms :

- There were no changes in benefit terms from the amounts reported for fiscal year 2014.
- There were no changes in benefit terms from the amounts reported for fiscal year 2015.
- There were no changes in benefit terms from the amounts reported for fiscal year 2016.
- There were no changes in benefit terms from the amounts reported for fiscal year 2017.
- For fiscal year 2018, SERS changed from a fixed 3% annual increase to a Cost of Living Adjustment (COLA) based on the changes in the Consumer Price Index (CPI-W), with a cap of 2.5% and a floor of 0%.
- For fiscal year 2019, with the authority granted the Board under Senate Bill 8, the Board has enacted a three year COLA delay for future benefit recipients commencing benefits on or after April 1, 2018.
- There were no changes in benefit terms from the amounts previously reported for fiscal year 2020.
- There were no changes in benefit terms from the amounts previously reported for fiscal year 2021.
- For fiscal year 2022, SERS changed from a Cost of Living Adjustment (COLA) of 2.5% to 2.0%.
- There were no changes in benefit terms from the amounts reported for fiscal year 2023.

Changes in assumptions :

- There were no changes in methods and assumptions used in the calculation of actuarial determined contributions for fiscal year 2014.
- There were no changes in methods and assumptions used in the calculation of actuarial determined contributions for fiscal year 2015.
- There were no changes in methods and assumptions used in the calculation of actuarial determined contributions for fiscal year 2016.
- For fiscal year 2017, the following changes of assumptions affected the total pension liability since the prior measurement date: (a) the assumed rate of inflation was reduced from 3.25% to 3.00%, (b) payroll growth assumption was reduced from 4.00% to 3.50%, (c) assumed real wage growth was reduced from 0.75% to 0.50%, (d) rates of withdrawal, retirement and disability were updated to reflect recent experience, (e) mortality among active members was updated to RP-2014 Blue Collar Mortality Table with fully generational projection and a five year age set-back for both males and females, (f) mortality among service retired members and beneficiaries was updated to the following RP-2014 Blue Collar Mortality Table with fully generational projection with Scale BB, 120% of male rates and 110% of female rates, (g) mortality among disabled members was updated to RP-2000 Disabled Mortality Table, 90% for male rates and 100% for female rates, set back five years is used for the period after disability retirement and (h) the discount rate was reduced from 7.75% to 7.50%.
- There were no changes in methods and assumptions used in the calculation of actuarial determined contributions for fiscal year 2018.
- There were no changes in methods and assumptions used in the calculation of actuarial determined contributions for fiscal year 2019.
- There were no changes in methods and assumptions used in the calculation of actuarial determined contributions for fiscal year 2020.
- There were no changes in methods and assumptions used in the calculation of actuarial determined contributions for fiscal year 2021.
- For fiscal year 2022, the following changes of assumptions affected the total pension liability since the prior measurement date: (a) wage inflation decreased from 3.00% to 2.40%, (b) future salary increases changed from 3.50%-18.20% to 3.25%-13.58%, (c) investment rate of return decreased from 7.50% to 7.00%, (d) discount rate decreased from 7.50% to 7.00% and (e) mortality tables changed from the RP-2014 Blue Collar mortality table to the PUB-2010 General Employee Amount Weighted Below Median Healthy Retiree mortality table.
- There were no changes in methods and assumptions used in the calculation of actuarial determined contributions for fiscal year 2023.

(Continued)

**FOUR COUNTY CAREER CENTER
HENRY COUNTY, OHIO**

NOTES TO THE REQUIRED SUPPLEMENTARY INFORMATION (CONTINUED)
FOR THE FISCAL YEAR ENDED JUNE 30, 2023

PENSION (CONTINUED)

STATE TEACHERS RETIREMENT SYSTEM (STRS) OF OHIO

Changes in benefit terms :

- There were no changes in benefit terms from the amounts reported for fiscal year 2014.
- There were no changes in benefit terms from the amounts reported for fiscal year 2015.
- There were no changes in benefit terms from the amounts reported for fiscal year 2016.
- There were no changes in benefit terms from the amounts reported for fiscal year 2017.
- For fiscal year 2018, STRS decreased the Cost of Living Adjustment (COLA) to zero.
- There were no changes in benefit terms from amounts previously reported for fiscal year 2019.
- There were no changes in benefit terms from amounts previously reported for fiscal year 2020.
- There were no changes in benefit terms from amounts previously reported for fiscal year 2021.
- There were no changes in benefit terms from amounts previously reported for fiscal year 2022.
- There were no changes in benefit terms from amounts previously reported for fiscal year 2023.

Changes in assumptions :

- There were no changes in methods and assumptions used in the calculation of actuarial determined contributions for fiscal year 2014.
- There were no changes in methods and assumptions used in the calculation of actuarial determined contributions for fiscal year 2015.
- There were no changes in methods and assumptions used in the calculation of actuarial determined contributions for fiscal year 2016.
- There were no changes in methods and assumptions used in the calculation of actuarial determined contributions for fiscal year 2017.
- For fiscal year 2018, the following changes of assumption affected the total pension liability since the prior measurement date: (a) the long-term expected rate of return was reduced from 7.75% to 7.45%, (b) the inflation assumption was lowered from 2.75% to 2.50%, (c) the payroll growth assumption was lowered to 3.00%, (d) total salary increases rate was lowered by decreasing the merit component of the individual salary increases, in addition to a decrease of 0.25% due to lower inflation, (e) the healthy and disabled mortality assumptions were updated to the RP-2014 mortality tables with generational improvement scale MP-2016 and (f) rates of retirement, termination and disability were modified to better reflect anticipated future experience.
- There were no changes in methods and assumptions used in the calculation of actuarial determined contributions for fiscal year 2019.
- There were no changes in methods and assumptions used in the calculation of actuarial determined contributions for fiscal year 2020.
- There were no changes in methods and assumptions used in the calculation of actuarial determined contributions for fiscal year 2021.
- For fiscal year 2022, the following changes of assumption affected the total pension liability since the prior measurement date: (a) the long-term expected rate of return was reduced from 7.45% to 7.00% and (b) the discount rate of return was reduced from 7.45% to 7.00%.
- For fiscal year 2023, the following changes of assumption affected the total pension liability since the prior measurement date: (a) the projected salary increases went from 12.50% at age 20 to 2.50% at age 65 to varies by service from 2.50% to 8.50%.

OTHER POSTEMPLOYMENT BENEFITS (OPEB)

SCHOOL EMPLOYEES RETIREMENT SYSTEM (SERS) OF OHIO

Changes in benefit terms :

- There were no changes in benefit terms from the amounts reported for fiscal year 2017.
- There were no changes in benefit terms from the amounts reported for fiscal year 2018.
- There were no changes in benefit terms from the amounts reported for fiscal year 2019.
- There were no changes in benefit terms from the amounts reported for fiscal year 2020.
- There were no changes in benefit terms from the amounts reported for fiscal year 2021.
- There were no changes in benefit terms from the amounts reported for fiscal year 2022.
- There were no changes in benefit terms from the amounts reported for fiscal year 2023.

(Continued)

**FOUR COUNTY CAREER CENTER
HENRY COUNTY, OHIO**

NOTES TO THE REQUIRED SUPPLEMENTARY INFORMATION (CONTINUED)
FOR THE FISCAL YEAR ENDED JUNE 30, 2023

OTHER POSTEMPLOYMENT BENEFITS (OPEB) (CONTINUED)

SCHOOL EMPLOYEES RETIREMENT SYSTEM (SERS) OF OHIO (CONTINUED)

Changes in assumptions :

- For fiscal year 2017, the following changes of assumptions affected the total OPEB liability since the prior measurement date: (a) assumed rate of inflation was reduced from 3.25% to 3.00%, (b) payroll growth assumption was reduced from 4.00% to 3.50%, (c) assumed real wage growth was reduced from 0.75% to 0.50%, (d) rates of withdrawal, retirement, and disability were updated to reflect recent experience, (e) mortality among active members was updated to the following: RP-2014 Blue Collar Mortality Table with fully generational projection and a five-year age set-back for both males and females, (f) mortality among service retired members and beneficiaries was updated to the following: RP-2014 Blue Collar Mortality Table with fully generational projection with Scale BB, 120% of male rates, and 110% of female rates, (g) mortality among disabled members was updated to the following: RP-2000 Disabled Mortality Table, 90% for male rates and 100% for female rates, set back five years is used for the period after disability retirement.
- For fiscal year 2018, the following changes of assumptions affected the total OPEB liability since the prior measurement date: (a) assumed rate of inflation was reduced from 3.25% to 3.00%, (b) payroll growth assumption was reduced from 4.00% to 3.50%, (c) assumed real wage growth was reduced from 0.75% to 0.50%, (d) rates of withdrawal, retirement, and disability were updated to reflect recent experience, (e) mortality among active members was updated to the following: RP-2014 Blue Collar Mortality Table with fully generational projection and a five-year age set-back for both males and females, (f) mortality among service retired members and beneficiaries was updated to the following: RP-2014 Blue Collar Mortality Table with fully generational projection with Scale BB, 120% of male rates, and 110% of female rates, (g) mortality among disabled members was updated to the following: RP-2000 Disabled Mortality Table, 90% for male rates and 100% for female rates, set back five years is used for the period after disability retirement, (h) the municipal bond index rate increased from 2.92% to 3.56% and (i) the single equivalent interest rate, net of plan investment expense, including price inflation increased from 2.98% to 3.63%.
- For fiscal year 2019, the following changes of assumptions affected the total OPEB liability since the prior measurement date: (a) the discount rate increased from 3.63% to 3.70%, (b) the health care cost trend rates for Medicare were changed from a range of 5.50%-5.00% to a range of 5.375%-4.75% and Pre-Medicare were changed from a range of 7.50%-5.00% to a range of 7.25%-4.75%, (c) the municipal bond index rate increased from 3.56% to 3.62% and (d) the single equivalent interest rate, net of plan investment expense, including price inflation increased from 3.63% to 3.70%.
- For fiscal year 2020, the following changes of assumptions affected the total OPEB liability since the prior measurement date: (a) the discount rate decreased from 3.70% to 3.22%, (b) the health care cost trend rates for Medicare were changed from a range of 5.375%-4.75% to a range of 5.25%-4.75% and Pre-Medicare were changed from a range of 7.25%-4.75% to a range of 7.00%-4.75%, (c) the municipal bond index rate decreased from 3.62% to 3.13% and (d) the single equivalent interest rate, net of plan investment expense, including price inflation decreased from 3.70% to 3.22%.
- For fiscal year 2021, the following changes of assumptions affected the total OPEB liability since the prior measurement date: (a) the discount rate decreased from 3.22% to 2.63% and (b) the municipal bond index rate decreased from 3.13% to 2.45%, and (c) the single equivalent interest rate, net of plan investment expense, including price inflation decreased from 3.22% to 2.63%.
- For fiscal year 2022, the following changes of assumptions affected the total OPEB liability since the prior measurement date: (a) wage inflation decreased from 3.00% to 2.40%, (b) future salary increases changed from 3.50%-18.20% to 3.25%-13.58%, (c) investment rate of return decreased from 7.50% to 7.00%, (d) discount rate decreased from 7.50% to 7.00% and (e) mortality tables changed from the RP-2014 Blue Collar mortality table to the PUB-2010 General Employee Amount Weighted Below Median Healthy Retiree mortality table.
- For fiscal year 2023, the following changes of assumptions affected the total OPEB liability since the prior measurement date: (a) municipal bond index rate went from 1.92% to 3.69%, (b) single equivalent interest rate when from 2.27% to 4.08% and (c) medical trend assumptions went from 5.125% to 4.40% Medicare and 6.75% to 4.40% Pre-Medicare to 7.00% to 4.40%.

(Continued)

**FOUR COUNTY CAREER CENTER
HENRY COUNTY, OHIO**

NOTES TO THE REQUIRED SUPPLEMENTARY INFORMATION (CONTINUED)
FOR THE FISCAL YEAR ENDED JUNE 30, 2023

OTHER POSTEMPLOYMENT BENEFITS (OPEB) (CONTINUED)

STATE TEACHERS RETIREMENT SYSTEM (STRS) OF OHIO

Changes in benefit terms :

- There were no changes in benefit terms from the amounts previously reported for fiscal year 2017.
- For fiscal year 2018, STRS reduced the subsidy multiplier for non-Medicare benefit recipients from 2.1% to 1.9% per year of service. Medicare Part B premium reimbursements were discontinued for certain survivors and beneficiaries and all remaining Medicare Part B premium reimbursements will be discontinued beginning January 2019.
- For fiscal year 2019, STRS increased the subsidy multiplier for non-Medicare benefit recipients from 1.9% to 1.944% per year of service effective January 1, 2019. The non-Medicare frozen subsidy base premium was increased January 1, 2019 and all remaining Medicare Part B premium reimbursements will be discontinued beginning January 1, 2020.
- For fiscal year 2020, STRS increased the subsidy percentage from 1.944% to 1.984% effective January 1, 2020. The Medicare subsidy percentages were adjusted effective January 1, 2021 to 2.1% for the Medicare plan. The Medicare Part B monthly reimbursement elimination date was postponed to January 1, 2021.
- For fiscal year 2021, the non-Medicare subsidy percentage was increased effective January 1, 2021 from 1.984% to 2.055% per year of service. The non-Medicare frozen subsidy base premium was increased effective January 1, 2021. The Medicare subsidy percentages were adjusted effective January 1, 2021 to 2.1% for the AMA Medicare plan. The Medicare Part B monthly reimbursement elimination date was postponed indefinitely.
- For fiscal year 2022, the non-Medicare subsidy percentage was increased effective January 1, 2022 from 2.055% to 2.100%. The non-Medicare frozen subsidy base premium was increased effective January 1, 2022. The Medicare Part D subsidy was updated to reflect it is expected to be negative in CY2022. The Part B monthly reimbursement elimination date was postponed indefinitely.
- There were no changes in benefit terms from the amounts previously reported for fiscal year 2023.

Changes in assumptions :

- There were no changes in methods and assumptions used in the calculation of actuarial determined contributions for fiscal year 2017.
- For fiscal year 2018, the following changes of assumptions affected the total OPEB liability since the prior measurement date: (a) the discount rate was increased from 3.26% to 4.13% based on the methodology defined under GASB Statement No. 74, Financial Reporting for Postemployment Benefit Plans Other Than Pension Plans (OPEB), (b) the long term expected rate of return was reduced from 7.75% to 7.45%, (c) valuation year per capita health care costs were updated, and the salary scale was modified, (d) the percentage of future retirees electing each option was updated based on current data and the percentage of future disabled retirees and terminated vested participants electing health coverage were decreased and (e) the assumed mortality, disability, retirement, withdrawal and future health care cost trend rates were modified along with the portion of rebated prescription drug costs.
- For fiscal year 2019, the following changes of assumptions affected the total OPEB liability/asset since the prior measurement date: (a) the discount rate was increased from the blended rate of 4.13% to the long-term expected rate of return of 7.45% based on the methodology defined under GASB Statement No. 74, Financial Reporting for Postemployment Benefit Plans Other Than Pension Plans (OPEB) and (b) decrease in health care cost trend rates from 6.00%-11.00% initial; 4.50% ultimate down to Medical Pre-Medicare 6.00% and Medicare 5.00% initial; 4.00% ultimate and Prescription Drug Pre-Medicare 8.00% and Medicare (5.23%) initial; 4.00% ultimate.
- For fiscal year 2020, health care cost trend rates were changed to the following: medical pre-Medicare from 6.00% initial - 4.00% ultimate down to 5.87% initial - 4.00% ultimate; medical Medicare from 5.00% initial - 4.00% ultimate down to 4.93% initial - 4.00% ultimate; prescription drug pre-Medicare from 8.00% initial - 4.00% ultimate down to 7.73% initial - 4.00% ultimate and (5.23%) initial - 4.00% ultimate up to 9.62% initial - 4.00% ultimate.

(Continued)

**FOUR COUNTY CAREER CENTER
HENRY COUNTY, OHIO**

NOTES TO THE REQUIRED SUPPLEMENTARY INFORMATION (CONTINUED)
FOR THE FISCAL YEAR ENDED JUNE 30, 2023

OTHER POSTEMPLOYMENT BENEFITS (OPEB) (CONTINUED)

STATE TEACHERS RETIREMENT SYSTEM (STRS) OF OHIO (CONTINUED)

Changes in assumptions (continued) :

- For fiscal year 2021, health care cost trend rates were changed to the following: medical pre-Medicare from 5.87% initial - 4.00% ultimate down to 5.00% initial - 4.00% ultimate; medical Medicare from 4.93% initial - 4.00% ultimate down to -6.69% initial - 4.00% ultimate; prescription drug pre-Medicare from 7.73% initial - 4.00% ultimate down to 6.50% initial - 4.00% ultimate; prescription drug Medicare from 9.62% initial - 4.00% ultimate up to 11.87% initial - 4.00% ultimate.
- For fiscal year 2022, the following changes of assumption affected the total OPEB liability since the prior measurement date: (a) the long-term expected rate of return was reduced from 7.45% to 7.00%, (b) the discount rate of return was reduced from 7.45% to 7.00% and (c) health care cost trend rates were changed to the following: medical Medicare from -6.69% initial - 4.00% ultimate down to -16.18% initial - 4.00% ultimate; prescription drug Medicare from 11.87% initial - 4.00% ultimate up to 29.98% initial - 4.00% ultimate.
- For fiscal year 2023, the following changes of assumption affected the total OPEB liability since the prior measurement date: (a) projected salary increase went from 12.50% at age 20 to 2.50% at age 65 to varies by services from 2.50% to 8.50% and (b) health care cost trend rates were changed to the following: Pre-Medicare from 5.00% initial - 4.00% ultimate to 7.50% initial - 3.94% ultimate; medical Medicare from -16.18% initial - 4.00% ultimate to -68.78% initial - 3.94% ultimate; prescription drug Pre-Medicare from 6.50% initial - 4.00% ultimate to 9.00% initial - 3.94% ultimate; Medicare from 29.98% initial - 4.00% ultimate to -5.47% initial - 3.94% ultimate.

**FOUR COUNTY CAREER CENTER
HENRY COUNTY**

**SCHEDULE OF EXPENDITURES OF FEDERAL AWARDS
FOR THE FISCAL YEAR ENDED JUNE 30, 2023**

FEDERAL GRANTOR	Assistance	
<i>Pass Through Grantor</i>	Listing	Total Federal
Program / Cluster Title	Number	Expenditures
U.S. DEPARTMENT OF AGRICULTURE		
<i>Passed Through Ohio Department of Education</i>		
<u>Child Nutrition Cluster</u>		
School Breakfast Program - Cash Assistance	10.553	\$30,399
National School Lunch Program - Cash Assistance	10.555	156,448
COVID-19 Cash Assistance	10.555	22,606
Non-Cash Assistance (Food Distribution)	10.555	32,908
Total National School Lunch Program		<u>211,962</u>
Total Child Nutrition Cluster		<u>242,361</u>
Pandemic EBT Administrative Costs	10.649	<u>628</u>
Total U.S. Department of Agriculture		<u>242,989</u>
U.S. DEPARTMENT OF EDUCATION		
<i>Direct Assistance</i>		
<u>Student Financial Assistance Cluster</u>		
Federal Pell Grant Program	84.063	<u>6,896</u>
Total Student Financial Assistance Cluster		6,896
Education Stabilization Fund		
Higher Education Emergency Relief Fund - Institutional Aid	84.425F	259
Higher Education Emergency Relief Fund - ARP - Institutional Aid	84.425F	<u>41,530</u>
Total Education Stabilization Fund		41,789
<i>Passed Through Ohio Department of Higher Education</i>		
Adult Education -Basic Grants to States	84.002	70,858
<i>Passed Through Ohio Department of Education</i>		
Career and Technical Education - Basic Grants to States	84.048	285,245
Education Stabilization Fund		
Governors Emergency Education Relief Fund (GEER I)	84.425C	104,277
Governors Emergency Education Relief Fund (GEER II)	84.425C	<u>83,029</u>
Total Education Stabilization Fund		187,306
<i>Passed Through Apollo Career Center</i>		
Career and Technical Education - Basic Grants to States	84.048	<u>30,000</u>
Total U.S. Department of Education		<u>622,094</u>
Total Expenditures of Federal Awards		<u><u>\$865,083</u></u>

The accompanying notes are an integral part of this schedule.

**FOUR COUNTY CAREER CENTER
HENRY COUNTY**

**NOTES TO THE SCHEDULE OF EXPENDITURES OF FEDERAL AWARDS
2 CFR 200.510(b)(6)
FOR THE FISCAL YEAR ENDED JUNE 30, 2023**

NOTE A – BASIS OF PRESENTATION

The accompanying Schedule of Expenditures of Federal Awards (the Schedule) includes the federal award activity of Four County Career Center, Henry County, Ohio (the Center) under programs of the federal government for the year ended June 30, 2023. The information on this Schedule is prepared in accordance with the requirements of Title 2 U.S. Code of Federal Regulations Part 200, *Uniform Administrative Requirements, Cost Principles, and Audit Requirements for Federal Awards* (Uniform Guidance). Because the Schedule presents only a selected portion of the operations of the Center, it is not intended to and does not present the financial position or changes in net position of the Center.

NOTE B – SUMMARY OF SIGNIFICANT ACCOUNTING POLICIES

Expenditures reported on the Schedule are reported on the cash basis of accounting. Such expenditures are recognized following the cost principles contained in Uniform Guidance wherein certain types of expenditures may or may not be allowable or may be limited as to reimbursement.

NOTE C – INDIRECT COST RATE

The Center has elected not to use the 10-percent de minimis indirect cost rate as allowed under the Uniform Guidance.

NOTE D – CHILD NUTRITION CLUSTER

The Center commingles cash receipts from the U.S. Department of Agriculture with similar State grants. When reporting expenditures on this Schedule, the Center assumes it expends federal monies first.

NOTE E – FOOD DONATION PROGRAM

The Center reports commodities consumed on the Schedule at the entitlement value. The Center allocated donated food commodities to the respective programs that benefitted from the use of those donated food commodities.

NOTE F – MATCHING REQUIREMENTS

Certain Federal programs require the Center to contribute non-Federal funds (matching funds) to support the Federally-funded programs. The Center has met its matching requirements. The Schedule does not include the expenditure of non-Federal matching funds.



88 East Broad Street
Columbus, Ohio 43215
ContactUs@ohioauditor.gov
(800) 282-0370

**INDEPENDENT AUDITOR’S REPORT ON INTERNAL CONTROL OVER
FINANCIAL REPORTING AND ON COMPLIANCE AND OTHER MATTERS
REQUIRED BY GOVERNMENT AUDITING STANDARDS**

Four County Career Center
Henry County
22900 State Route 34
Archbold, Ohio 43502-9541

To the Board of Education:

We have audited, in accordance with the auditing standards generally accepted in the United States of America and the standards applicable to financial audits contained in *Government Auditing Standards* issued by the Comptroller General of the United States (*Government Auditing Standards*), the financial statements of the governmental activities, each major fund, and the aggregate remaining fund information of Four County Career Center, Henry County, Ohio (the Center) as of and for the year ended June 30, 2023, and the related notes to the financial statements, which collectively comprise the Center’s basic financial statements and have issued our report thereon dated December 28, 2023.

Report on Internal Control Over Financial Reporting

In planning and performing our audit of the financial statements, we considered the Center’s internal control over financial reporting (internal control) as a basis for designing audit procedures that are appropriate in the circumstances for the purpose of expressing our opinions on the financial statements, but not for the purpose of expressing an opinion on the effectiveness of the Center’s internal control. Accordingly, we do not express an opinion on the effectiveness of the Center’s internal control.

A *deficiency in internal control* exists when the design or operation of a control does not allow management or employees, in the normal course of performing their assigned functions, to prevent, or detect and correct misstatements on a timely basis. A *material weakness* is a deficiency, or a combination of deficiencies, in internal control, such that there is a reasonable possibility that a material misstatement of the Center’s financial statements will not be prevented, or detected and corrected, on a timely basis. A *significant deficiency* is a deficiency, or a combination of deficiencies, in internal control that is less severe than a material weakness, yet important enough to merit attention by those charged with governance.

Our consideration of internal control was for the limited purpose described in the first paragraph of this section and was not designed to identify all deficiencies in internal control that might be material weaknesses or significant deficiencies. Given these limitations, during our audit we did not identify any deficiencies in internal control that we consider to be material weaknesses. However, material weaknesses or significant deficiencies may exist that were not identified.

Report on Compliance and Other Matters

As part of obtaining reasonable assurance about whether the Center's financial statements are free from material misstatement, we performed tests of its compliance with certain provisions of laws, regulations, contracts, and grant agreements, noncompliance with which could have a direct and material effect on the financial statements. However, providing an opinion on compliance with those provisions was not an objective of our audit and accordingly, we do not express such an opinion. The results of our tests disclosed no instances of noncompliance or other matters that are required to be reported under *Government Auditing Standards*.

Purpose of This Report

The purpose of this report is solely to describe the scope of our testing of internal control and compliance and the results of that testing, and not to provide an opinion on the effectiveness of the Center's internal control or on compliance. This report is an integral part of an audit performed in accordance with *Government Auditing Standards* in considering the Center's internal control and compliance. Accordingly, this communication is not suitable for any other purpose.



Keith Faber
Auditor of State
Columbus, Ohio

December 28, 2023



88 East Broad Street
Columbus, Ohio 43215
ContactUs@ohioauditor.gov
(800) 282-0370

**INDEPENDENT AUDITOR'S REPORT ON COMPLIANCE WITH REQUIREMENTS
APPLICABLE TO THE MAJOR FEDERAL PROGRAM AND ON INTERNAL CONTROL OVER
COMPLIANCE REQUIRED BY THE UNIFORM GUIDANCE**

Four County Career Center
Henry County
22900 State Route 34
Archbold, Ohio 43502-9541

To the Board of Education:

Report on Compliance for the Major Federal Program

Opinion on the Major Federal Program

We have audited Four County Career Center, Henry County, Ohio's (the Center) compliance with the types of compliance requirements identified as subject to audit in the U.S. Office of Management and Budget (OMB) *Compliance Supplement* that could have a direct and material effect on Four County Career Center's major federal program for the year ended June 30, 2023. Four County Career Center's major federal program is identified in the *Summary of Auditor's Results* section of the accompanying schedule of findings.

In our opinion, Four County Career Center complied, in all material respects, with the compliance requirements referred to above that could have a direct and material effect on the major federal program for the year ended June 30, 2023.

Basis for Opinion on the Major Federal Program

We conducted our audit of compliance in accordance with auditing standards generally accepted in the United States of America (GAAS); the standards applicable to financial audits contained in *Government Auditing Standards* issued by the Comptroller General of the United States (*Government Auditing Standards*); and the audit requirements of Title 2 U.S. *Code of Federal Regulations* Part 200, *Uniform Administrative Requirements, Cost Principles, and Audit Requirements for Federal Awards* (Uniform Guidance). Our responsibilities under those standards and the Uniform Guidance are further described in the *Auditor's Responsibilities for the Audit of Compliance* section of our report.

We are required to be independent of the Center and to meet our other ethical responsibilities, in accordance with relevant ethical requirements relating to our audit. We believe that the audit evidence we have obtained is sufficient and appropriate to provide a basis for our opinion on compliance for the major federal program. Our audit does not provide a legal determination of the Center's compliance with the compliance requirements referred to above.

Responsibilities of Management for Compliance

The Center's Management is responsible for compliance with the requirements referred to above and for the design, implementation, and maintenance of effective internal control over compliance with the requirements of laws, statutes, regulations, rules, and provisions of contracts or grant agreements applicable to the Center's federal programs.

Auditor's Responsibilities for the Audit of Compliance

Our objectives are to obtain reasonable assurance about whether material noncompliance with the compliance requirements referred to above occurred, whether due to fraud or error, and express an opinion on the Center's compliance based on our audit. Reasonable assurance is a high level of assurance but is not absolute assurance and therefore is not a guarantee that an audit conducted in accordance with GAAS, *Government Auditing Standards*, and the Uniform Guidance will always detect material noncompliance when it exists. The risk of not detecting material noncompliance resulting from fraud is higher than for that resulting from error, as fraud may involve collusion, forgery, intentional omissions, misrepresentations, or the override of internal control. Noncompliance with the compliance requirements referred to above is considered material, if there is a substantial likelihood that, individually or in the aggregate, it would influence the judgment made by a reasonable user of the report on compliance about the Center's compliance with the requirements of the major federal program as a whole.

In performing an audit in accordance with GAAS, *Government Auditing Standards*, and the Uniform Guidance, we:

- exercise professional judgment and maintain professional skepticism throughout the audit.
- identify and assess the risks of material noncompliance, whether due to fraud or error, and design and perform audit procedures responsive to those risks. Such procedures include examining, on a test basis, evidence regarding the Center's compliance with the compliance requirements referred to above and performing such other procedures as we considered necessary in the circumstances.
- obtain an understanding of the Center's internal control over compliance relevant to the audit in order to design audit procedures that are appropriate in the circumstances and to test and report on internal control over compliance in accordance with the Uniform Guidance, but not for the purpose of expressing an opinion on the effectiveness of the Center's internal control over compliance. Accordingly, no such opinion is expressed.

We are required to communicate with those charged with governance regarding, among other matters, the planned scope and timing of the audit and any significant deficiencies and material weaknesses in internal control over compliance that we identified during the audit.

Report on Internal Control Over Compliance

A deficiency in internal control over compliance exists when the design or operation of a control over compliance does not allow management or employees, in the normal course of performing their assigned functions, to prevent, or detect and correct, noncompliance with a type of compliance requirement of a federal program on a timely basis. *A material weakness in internal control over compliance* is a deficiency, or combination of deficiencies, in internal control over compliance, such that there is a reasonable possibility that material noncompliance with a type of compliance requirement of a federal program will not be prevented, or detected and corrected, on a timely basis. *A significant deficiency in internal control over compliance* is a deficiency, or a combination of deficiencies, in internal control over compliance with a type of compliance requirement of a federal program that is less severe than a material weakness in internal control over compliance, yet important enough to merit attention by those charged with governance.

Our consideration of internal control over compliance was for the limited purpose described in the *Auditor's Responsibilities for the Audit of Compliance* section above and was not designed to identify all deficiencies in internal control over compliance that might be material weaknesses or significant deficiencies in internal control over compliance. Given these limitations, during our audit we did not identify any deficiencies in internal control over compliance that we consider to be material weaknesses, as defined above. However, material weaknesses or significant deficiencies in internal control over compliance may exist that were not identified.

Our audit was not designed for the purpose of expressing an opinion on the effectiveness of internal control over compliance. Accordingly, no such opinion is expressed.

The purpose of this report on internal control over compliance is solely to describe the scope of our testing of internal control over compliance and the results of this testing based on the requirements of the Uniform Guidance. Accordingly, this report is not suitable for any other purpose.



Keith Faber
Auditor of State
Columbus, Ohio

December 28, 2023

This page intentionally left blank.

**FOUR COUNTY CAREER CENTER
HENRY COUNTY**

**SCHEDULE OF FINDINGS
2 CFR § 200.515
JUNE 30, 2023**

1. SUMMARY OF AUDITOR'S RESULTS

(d)(1)(i)	Type of Financial Statement Opinion	Unmodified
(d)(1)(ii)	Were there any material weaknesses in internal control reported at the financial statement level (GAGAS)?	No
(d)(1)(ii)	Were there any significant deficiencies in internal control reported at the financial statement level (GAGAS)?	No
(d)(1)(iii)	Was there any reported material noncompliance at the financial statement level (GAGAS)?	No
(d)(1)(iv)	Were there any material weaknesses in internal control reported for major federal programs?	No
(d)(1)(iv)	Were there any significant deficiencies in internal control reported for major federal programs?	No
(d)(1)(v)	Type of Major Programs' Compliance Opinion	Unmodified
(d)(1)(vi)	Are there any reportable findings under 2 CFR § 200.516(a)?	No
(d)(1)(vii)	Major Programs (list):	Career and Technical Education – Basic Grants to States – AL #84.048
(d)(1)(viii)	Dollar Threshold: Type A/B Programs	Type A: > \$ 750,000 Type B: all others
(d)(1)(ix)	Low Risk Auditee under 2 CFR § 200.520?	Yes

**2. FINDINGS RELATED TO THE FINANCIAL STATEMENTS
REQUIRED TO BE REPORTED IN ACCORDANCE WITH GAGAS**

None

3. FINDINGS FOR FEDERAL AWARDS

None

This page intentionally left blank.

OHIO AUDITOR OF STATE KEITH FABER



FOUR COUNTY CAREER CENTER

HENRY COUNTY

AUDITOR OF STATE OF OHIO CERTIFICATION

This is a true and correct copy of the report, which is required to be filed pursuant to Section 117.26, Revised Code, and which is filed in the Office of the Ohio Auditor of State in Columbus, Ohio.



Certified for Release 1/16/2024

88 East Broad Street, Columbus, Ohio 43215
Phone: 614-466-4514 or 800-282-0370

This report is a matter of public record and is available online at
www.ohioauditor.gov