

COLLINS CAREER CENTER
LAWRENCE COUNTY
SINGLE AUDIT
FOR THE FISCAL YEAR ENDED JUNE 30, 2023



Millhuff-Stang

CERTIFIED PUBLIC ACCOUNTANT

Millhuff-Stang, CPA, Inc.
8841 Ohio River Road / Wheelersburg, Ohio 45694 / Phone: 740.876.8548
45 West Second Street, Suite D / Chillicothe, Ohio 45601 / Phone: 740.851.4978
Fax: 888.876.8549

natalie@millhuffstangcpa.com / roush@millhuffstangcpa.com
www.milhuffstangcpa.com

OHIO AUDITOR OF STATE KEITH FABER



88 East Broad Street
Columbus, Ohio 43215
IPAReport@ohioauditor.gov
(800) 282-0370

Board Members
Collins Career Center
11627 State Route 243
Chesapeake, Ohio 45619

We have reviewed the *Independent Auditor's Report* of the Collins Career Center, Lawrence County, prepared by Millhuff-Stang, CPA, Inc., for the audit period July 1, 2022 through June 30, 2023. Based upon this review, we have accepted these reports in lieu of the audit required by Section 117.11, Revised Code. The Auditor of State did not audit the accompanying financial statements and, accordingly, we are unable to express, and do not express an opinion on them.

Our review was made in reference to the applicable sections of legislative criteria, as reflected by the Ohio Constitution, and the Revised Code, policies, procedures and guidelines of the Auditor of State, regulations and grant requirements. The Collins Career Center is responsible for compliance with these laws and regulations.

A handwritten signature in cursive script that reads "Keith Faber".

Keith Faber
Auditor of State
Columbus, Ohio

April 09, 2024

This page intentionally left blank.

Collins Career Center
Lawrence County
Table of Contents
For the Fiscal Year Ended June 30, 2023

Title	Page
Independent Auditor’s Report.....	1
Management’s Discussion and Analysis	4
Basic Financial Statements:	
Government-Wide Financial Statements:	
Statement of Net Position	10
Statement of Activities.....	11
Fund Financial Statements:	
Balance Sheet – Governmental Funds	12
Reconciliation of Total Governmental Fund Balances to Net Position of Governmental Activities.....	13
Statement of Revenues, Expenditures and Changes in Fund Balances – Governmental Funds	14
Reconciliation of the Statement of Revenues, Expenditures and Changes in Fund Balances of Governmental Funds to the Statement of Activities.....	15
Statement of Revenues, Expenditures and Change in Fund Balance – Budget and Actual (Budgetary Basis) – General Fund	16
Statement of Revenues, Expenditures and Change in Fund Balance – Budget and Actual (Budgetary Basis) – Adult Education Fund.....	17
Statement of Revenues, Expenditures and Change in Fund Balance – Budget and Actual (Budgetary Basis) – Miscellaneous Federal Grant Fund.....	18
Notes to the Basic Financial Statements	19
Required Supplementary Information:	
Schedule of the Center’s Proportionate Share of the Net Pension Liability – Last Ten Fiscal Years.....	53
Schedule of the Center’s Proportionate Share of the Net OPEB Liability (Asset) – Last Seven Fiscal Years.....	54
Schedule of the Center Contributions – Last Ten Fiscal Years	55
Notes to the Required Supplementary Information.....	56

Schedule of Federal Awards Expenditures.....	63
Notes to the Schedule of Federal Awards Expenditures	64
Report on Internal Control Over Financial Reporting and on Compliance and Other Matters Based on an Audit of Financial Statements Performed in Accordance With <i>Government Auditing Standards</i>	65
Report on Compliance For Each Major Federal Program and on Internal Control Over Compliance Required by the Uniform Guidance	67
Schedule of Findings and Questioned Costs	70
Schedule of Prior Audit Findings.....	72
Corrective Action Plan.....	73

Independent Auditor's Report

Members of the Board
Collins Career Center
11627 State Route 243
Chesapeake, Ohio 45619

Report on the Audit of the Financial Statements

Opinions

We have audited the financial statements of the governmental activities, each major fund, and the aggregate remaining fund information of Collins Career Center, Lawrence County, Ohio (the Center), as of and for the year ended June 30, 2023, and the related notes to the financial statements, which collectively comprise the Center's basic financial statements as listed in the table of contents.

In our opinion, the accompanying financial statements referred to above present fairly, in all material respects, the respective financial position of the governmental activities, each major fund, and the aggregate remaining fund information of Collins Career Center, Lawrence County, Ohio, as of June 30, 2023, and the respective changes in financial position and the respective budgetary comparisons for the General, Adult Education, and Miscellaneous Federal Grant Funds thereof for the year then ended in accordance with accounting principles generally accepted in the United States of America.

Basis for Opinions

We conducted our audit in accordance with auditing standards generally accepted in the United States of America (GAAS) and the standards applicable to financial audits contained in *Government Auditing Standards*, issued by the Comptroller General of the United States (*Government Auditing Standards*). Our responsibilities under those standards are further described in the Auditor's Responsibilities for the Audit of the Financial Statements section of our report. We are required to be independent of the Center, and to meet our other ethical responsibilities, in accordance with the relevant ethical requirements relating to our audit. We believe that the audit evidence we have obtained is sufficient and appropriate to provide a basis for our audit opinions.

Emphasis of Matter

As discussed in note 20 to the financial statements, the financial impact of COVID-19 and the continuing emergency measures will impact subsequent periods of the Center. We did not modify our opinion regarding this matter.

Responsibilities of Management for the Financial Statements

Management is responsible for the preparation and fair presentation of the financial statements in accordance with accounting principles generally accepted in the United States of America, and for the design, implementation, and maintenance of internal control relevant to the preparation and fair presentation of financial statements that are free from material misstatement, whether due to fraud or error.

In preparing the financial statements, management is required to evaluate whether there are conditions or events, considered in the aggregate, that raise substantial doubt about the Center's ability to continue as a going concern for twelve months beyond the financial statement date, including any currently known information that may raise substantial doubt shortly thereafter.

Auditor's Responsibilities for the Audit of the Financial Statements

Our objectives are to obtain reasonable assurance about whether the financial statements as a whole are free from material misstatement, whether due to fraud or error, and to issue an auditor's report that includes our opinions. Reasonable assurance is a high level of assurance but is not absolute assurance and therefore is not a guarantee that an audit conducted in accordance with GAAS and *Government Auditing Standards* will always detect a material misstatement when it exists. The risk of not detecting a material misstatement resulting from fraud is higher than for one resulting from error, as fraud may involve collusion, forgery, intentional omissions, misrepresentations, or the override of internal control. Misstatements are considered material if there is a substantial likelihood that, individually or in the aggregate, they would influence the judgment made by a reasonable user based on the financial statements.

In performing an audit in accordance with GAAS and *Government Auditing Standards*, we

- exercise professional judgment and maintain professional skepticism throughout the audit.
- identify and assess the risks of material misstatement of the financial statements, whether due to fraud or error, and design and perform audit procedures responsive to those risks. Such procedures include examining, on a test basis, evidence regarding the amounts and disclosures in the financial statements.
- obtain an understanding of internal control relevant to the audit in order to design audit procedures that are appropriate in the circumstances, but not for the purpose of expressing an opinion on the effectiveness of the Center's internal control. Accordingly, no such opinion is expressed.
- evaluate the appropriateness of accounting policies used and the reasonableness of significant accounting estimates made by management, as well as evaluate the overall presentation of the financial statements.
- conclude whether, in our judgment, there are conditions or events, considered in the aggregate, that raise substantial doubt about the Center's ability to continue as a going concern for a reasonable period of time.

We are required to communicate with those charged with governance regarding, among other matters, the planned scope and timing of the audit, significant audit findings, and certain internal control-related matters that we identified during the audit.

Required Supplementary Information

Accounting principles generally accepted in the United States of America require that the management's discussion and analysis, the schedules of the Center's proportionate share of the net pension/OPEB liabilities/assets, and the schedules of the Center's pension/OPEB contributions be presented to supplement the basic financial statements. Such information is the responsibility of management and, although not a part of the basic financial statements, is required by the Governmental Accounting Standards Board who considers it to be an essential part of financial reporting for placing the basic financial statements in an appropriate operational, economic, or historical context. We have applied certain limited procedures to the required supplementary information in accordance with GAAS, which consisted of inquiries of management about the methods of preparing the information and comparing the information for consistency with management's responses to our inquiries, the basic financial statements, and other knowledge we obtained during our audit of the basic financial statements.

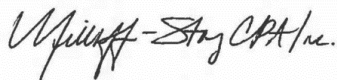
We do not express an opinion or provide any assurance on the information because the limited procedures do not provide us with sufficient evidence to express an opinion or provide any assurance.

Supplementary Information

Our audit was conducted for the purpose of forming opinions on the financial statements that collectively comprise the Center's basic financial statements. The schedule of federal awards expenditures, as required by Title 2 U.S. *Code of Federal Regulations* Part 200, *Uniform Administrative Requirements, Cost Principles, and Audit Requirements for Federal Awards*, is presented for purposes of additional analysis and is not a required part of the basic financial statements. Such information is the responsibility of management and was derived from and relates directly to the underlying accounting and other records used to prepare the basic financial statements. The information has been subjected to the auditing procedures applied in the audit of the basic financial statements and certain additional procedures, including comparing and reconciling such information directly to the underlying accounting and other records used to prepare the basic financial statements or to the basic financial statements themselves, and other additional procedures in accordance with GAAS. In our opinion, the schedule of federal awards expenditures is fairly stated, in all material respects, in relation to the basic financial statements as a whole.

Other Reporting Required by *Government Auditing Standards*

In accordance with *Government Auditing Standards*, we have also issued our report dated March 29, 2024 on our consideration of the Center's internal control over financial reporting and on our tests of its compliance with certain provisions of laws, regulations, contracts, and grant agreements and other matters. The purpose of that report is solely to describe the scope of our testing of internal control over financial reporting and compliance and the results of that testing, and not to provide an opinion on the effectiveness of the Center's internal control over financial reporting or on compliance. That report is an integral part of an audit performed in accordance with *Government Auditing Standards* in considering the Center's internal control over financial reporting and compliance.



Millhuff-Stang, CPA, Inc.
Wheelersburg, Ohio

March 29, 2024

Collins Career Center
Management's Discussion and Analysis
For the Fiscal Year Ended June 30, 2023
(Unaudited)

The discussion and analysis of Collins Career Center's financial performance provides an overall review of the Center's financial activities for the fiscal year ended June 30, 2023. The intent of this discussion and analysis is to look at the Center's financial performance as a whole; readers should also review the basic financial statements and notes to the basic financial statements to enhance their understanding of the Center's financial performance.

Financial Highlights

Key financial highlights for the fiscal year 2023 are as follows:

- Net position of governmental activities increased \$2,534,420.
- General revenues accounted for \$9,182,796 or 39% of total revenues. Program specific revenues in the form of charges for services and sales, grants, contributions, and interest accounted for \$14,267,679 or 61% of total revenues of \$23,450,475.
- The Center had \$20,916,055 in expenses related to governmental activities; \$14,267,679 of these expenses were offset by program specific charges for services and sales, grants, contributions, and interest. General revenues were adequate to provide for the rest of these programs.

Using this Annual Financial Report

This annual report consists of a series of financial statements and notes to those statements. These statements are organized so the reader can understand Collins Career Center as a financial whole, an entire operating entity. The statements then proceed to provide an increasingly detailed look at specific financial activities and conditions.

The statement of net position and statement of activities provide information about the activities of the whole Center, presenting both an aggregate view of the Center's finances and a longer-term view of those finances. Fund financial statements provide the next level of detail. For governmental funds, these statements tell how services were financed in the short-term as well as what remains for future spending. The fund financial statements also look as the Center's most significant funds with all other non-major funds presented in total in one column.

Reporting the Center as a Whole

Statement of Net Position and Statement of Activities

While this document contains information about the large number of funds used by the Center to provide programs and activities for students, the view of the Center as a whole looks at all financial transactions and asks the question, "How did we do financially during fiscal year 2023?" The statement of net position and the statement of activities answer this question. These statements include all assets, liabilities, and deferred inflows and outflows of resources using the accrual basis of accounting similar to the accounting used by most private-sector companies. This basis of accounting takes into account all of the current year's revenues and expenses regardless of when cash is received or paid.

These two statements report the Center's net position and changes in net position. This change in net position is important because it tells the reader that, for the Center as a whole, the financial position of the Center has improved or diminished. The causes of this change may be the result of many factors, some financial, some not. Non-financial factors include the Center's property tax base, current property tax laws in Ohio restricting revenue growth, facility conditions, required educational programs, and other factors.

In the statement of net position and the statement of activities, all of the Center's activities are reported as governmental activities, including instruction, support services, operation of non-instructional services, and extracurricular activities.

Collins Career Center
Management's Discussion and Analysis
For the Fiscal Year Ended June 30, 2023
(Unaudited)

Reporting the Center's Most Significant Funds

Fund Financial Statements

Fund financial statements provide detailed information about the Center's major funds. The Center uses many funds to account for a multitude of financial transactions. However, these fund financial statements focus on the Center's most significant funds. The Center's major governmental funds are the general fund, adult education and miscellaneous federal grants special revenue funds, and permanent improvement capital projects fund.

Governmental Funds Most of the Center's activities are reported in governmental funds, which focus on how money flows into and out of those funds and the balances left at fiscal year end available for spending in future periods. These funds are reported using an accounting method called modified accrual accounting, which measures cash and all other financial assets that can readily be converted to cash. The governmental fund statements provide a detailed short-term view of the Center's general governmental operations and the basic services it provides. Governmental fund information helps you determine whether there are more or fewer financial resources that can be spent in the near future to finance educational programs. The relationship (or differences) between governmental activities (reported in the statement of net position and the statement of activities) and governmental funds is reconciled in the financial statements.

The Center as a Whole

Recall that the statement of net position provides the perspective of the Center as a whole. Table 1 provides a summary of the Center's net position for 2023 compared to 2022.

Table 1
Net Position

	2023	2022
Assets		
Current and Other Assets	\$10,842,557	\$11,790,034
Capital Assets, Net	26,533,016	23,766,345
Total Assets	37,375,573	35,556,379
Deferred Outflows of Resources	3,415,966	3,421,615
Liabilities		
Current and Other Liabilities	1,395,739	1,475,754
Long-Term Liabilities	16,008,880	11,352,336
Total Liabilities	17,404,619	12,828,090
Deferred Inflows of Resources	6,926,794	12,224,198
Net Position		
Net Investment in Capital Assets	24,963,016	21,691,345
Restricted	1,986,166	2,861,889
Unrestricted (Deficit)	(10,489,056)	(10,627,528)
Total Net Position	\$16,460,126	\$13,925,706

Current and other assets decreased between years due to a decrease in cash and cash equivalents, which was partially offset by an increase in intergovernmental receivables. Cash and cash equivalents decreased between years due to the expense of previously unspent grant proceeds in addition to spending of reimbursable grant awards that were not received prior to fiscal year end. Intergovernmental receivables increased significantly as the Center incurred significant reimbursable expenses that were received after year-end, as previously noted. Capital assets, net increased due the addition of modular buildings and various pieces of heavy machinery and other equipment, which

Collins Career Center
Management's Discussion and Analysis
For the Fiscal Year Ended June 30, 2023
(Unaudited)

were offset some by depreciation expense. Deferred outflows of resources remained consistent. Current and other liabilities decreased due to a decrease in both accounts payable and accrued wages and benefits payable. Long-term liabilities increased due to an increase in net pension liability estimates. Deferred inflows of resources decreased due to the decrease in amounts related to the Center's proportionate share of the state-wide net pension and OPEB liabilities (assets).

Table 2 shows the changes in net position for the fiscal year ended June 30, 2023, and comparisons to fiscal year 2022.

Table 2
Change in Net Position

	2023	2022
Revenues		
Program Revenues		
Charges for Services and Sales	\$2,831,969	\$2,938,070
Operating Grants, Contributions and Interest	11,143,021	10,737,120
Capital Grants, Contributions and Interest	292,689	2,077
Total Program Revenues	14,267,679	13,677,267
General Revenues		
Property Taxes	3,986,836	3,270,292
Grants and Entitlements	4,989,508	4,496,556
Miscellaneous	206,452	474,076
Total General Revenues	9,182,796	8,240,924
Total Revenues	23,450,475	21,918,191
Expenses		
Instruction		
Regular	203,664	170,246
Vocational	9,376,653	7,684,883
Adult/Continuing	2,376,170	3,377,666
Support Services		
Pupils	522,252	604,702
Instructional Staff	67,081	59,656
Board of Education	24,881	27,850
Administration	1,297,843	1,204,041
Fiscal	632,999	625,719
Business	8,447	0
Operation and Maintenance of Plant	1,348,216	1,071,860
Central	328,310	313,906
Operation of Non-Instructional Services	4,555,282	3,990,534
Extracurricular Activities	49,196	38,951
Interest on Long-Term Debt	125,131	160,434
Total Expenses	20,916,055	19,330,448
Change in Net Position	2,534,420	2,587,743
Net Position Beginning of Year	13,925,706	11,337,963
Net Position End of Year	\$16,460,126	\$13,925,706

The statement of activities shows the cost of program services and the charges for services, grants, contributions, and interest earnings offsetting those services. Charges for services and sales decreased due to a decrease in tuition and fees of the adult education program. Operating grants, contributions and interest increased due to the receipt of

Collins Career Center
Management's Discussion and Analysis
For the Fiscal Year Ended June 30, 2023
(Unaudited)

increased COVID funding during the fiscal year. Capital grants, contributions and interest increased between years due to an Appalachian Regional Commission grant for heavy equipment purchases.

Various expense functions increased between years due to the increase in pension expense and additional increased costs related to COVID funded programs.

Table 3 shows the total cost of services and the net cost of services. That is, it identifies the cost of those services supported by tax revenue and unrestricted state entitlements.

Table 3

	Total Cost	Net Cost	Total Cost	Net Cost
	of Services	of Services	of Services	of Services
	2023	2023	2022	2022
Expenses				
Instruction				
Regular	\$203,664	(\$6,345)	\$170,246	(\$4,760)
Vocational	9,376,653	4,308,181	7,684,883	2,668,345
Adult/Continuing	2,376,170	(452,296)	3,377,666	32,258
Support Services				
Pupils	522,252	104,881	604,702	419,841
Instructional Staff	67,081	3,117	59,656	714
Board of Education	24,811	24,811	27,850	27,850
Administration	1,297,843	848,956	1,204,041	828,152
Fiscal	632,999	475,195	625,719	597,381
Business	8,447	8,447	0	0
Operation and Maintenance of Plant	1,348,216	1,178,661	1,071,860	944,164
Central	328,310	(47,316)	313,906	36,973
Operation of Non-Instructional Services	4,555,282	44,942	3,990,534	(88,203)
Extracurricular Activities	49,196	32,011	38,951	30,032
Interest on Long-Term Debt	125,131	125,131	160,434	160,434
Total Expenses	\$20,916,055	\$6,648,376	\$19,330,448	\$5,653,181

46 percent of vocational instruction activities are supported through taxes and other general revenues for 2023, as compared to 35 percent for 2022.

The Center's Funds

The Center's funds are accounted for using the modified accrual basis of accounting. All governmental funds had total revenues and other financing sources of \$24,205,875 and expenditures and other financing uses of \$25,377,602.

General Fund – The general fund is the primary operating fund of the Center. At the end of 2023, unassigned fund balance was \$2,978,737, while total fund balance was \$2,984,210. As a measure of the general fund's liquidity, it may be useful to compare both unassigned fund balance and total fund balance to total expenditures. The fund balance of the Center's general fund decreased \$114,571 during the fiscal year. Revenues increased between years, due to an increase in intergovernmental revenue as a result of changes to the state funding model between years. Expenditures increased between years, which relates primarily to an increase in salaries and benefits for the fiscal function. As a net result of these changes, the general fund experienced this decrease in fund balance.

Adult Education Fund – The fund balance of the adult education fund at June 30, 2023 was \$537,396, a decrease of \$519,527 from the prior year. This fund experienced decreases in intergovernmental and tuition and fees revenues due to decreases in enrollment. These decreases outpaced the decreases in expenditures to provide this program.

Collins Career Center
Management's Discussion and Analysis
For the Fiscal Year Ended June 30, 2023
(Unaudited)

Permanent Improvement Fund – The fund balance of the permanent improvement fund at June 30, 2023 was \$900,974, an increase of \$167,176. Property tax revenues increased between years due to an increase in assessed valuations. Expenditures decreased between years due to a decrease in interest on long-term debt as outstanding debt balances continue to decline with annual principal payments.

Miscellaneous Federal Grants Fund – The fund balance of the miscellaneous federal grant fund at June 30, 2023 was \$373,993, a decrease of \$488,973. Grant revenues decreased between years and capital outlay expenditures were incurred, resulting in the decrease.

General Fund Budgeting Highlights

The Center's budget is prepared according to Ohio law and is based on accounting for certain transactions on a basis of cash receipts, disbursements, and encumbrances. The most significant budgeted fund is the general fund. During the course of fiscal year 2023, the Center amended its estimated resources and appropriations between the original and final budgets. Estimated resources increased for intergovernmental revenue due to the effects from the change in the state funding model. Budgeted expenditures in vocational instruction decreased due to conservative budgeting at the beginning of the year that was adjusted throughout the year as circumstances required. Operation of maintenance of plant and capital outlay increased due to various repairs and maintenance costs and asset additions acquired during the year. The Center's ending unobligated general fund balance was \$3,581,635.

Capital Assets and Debt Administration

Capital Assets

At the end of fiscal year 2023, the Center had \$26,533,016 invested in land, buildings, improvements, furniture and equipment, and vehicles, net of accumulated depreciation. Table 4 shows fiscal year 2023 balances compared to 2022.

Table 4
 Capital Assets
 (Net of Depreciation)

	2023	2022
Land	\$174,360	\$174,360
Land Improvements	34,672	13,352
Buildings and Improvements	24,891,730	23,479,657
Furniture and Equipment	1,234,108	98,976
Vehicles	198,146	0
Totals	\$26,533,016	\$23,766,345

See note 8 for more information on capital assets.

Debt

At June 30, 2023, the Center had the following debt outstanding:

Table 5
 Outstanding Debt at Fiscal Year End

	2023	2022
Certificates of Participation	\$1,570,000	\$2,075,000

See note 14 for more information on debt.

Collins Career Center
Management's Discussion and Analysis
For the Fiscal Year Ended June 30, 2023
(Unaudited)

Economic Factors

Collins Career Center is in a low economic growth area, so dependence on local tax revenue must be minimized.

Contacting the Center's Financial Management

This financial report is designed to provide our citizens, taxpayers, investors and creditors with a general overview of the Center's finances and to show the Center's accountability for the money it receives. If you have any questions about this report or need additional financial information, contact Richard Sketel, Treasurer at Collins Career Center, 11627 State Route 243, Chesapeake, Ohio 45619.

Collins Career Center
Statement of Net Position
As of June 30, 2023

	Governmental Activities
Assets:	
Equity in Pooled Cash and Cash Equivalents	\$3,621,629
Inventory Held for Resale	1,683
Materials and Supplies Inventory	8,248
Intergovernmental Receivable	2,045,569
Property Taxes Receivable	3,847,442
Net OPEB Asset	1,317,986
Nondepreciable Capital Assets	174,360
Depreciable Capital Assets, net	26,358,656
<i>Total Assets</i>	37,375,573
Deferred Outflows of Resources:	
Pension	3,186,897
OPEB	229,069
<i>Total Deferred Outflows of Resources</i>	3,415,966
Liabilities:	
Accounts Payable	138,540
Accrued Wages and Benefits Payable	817,516
Intergovernmental Payable	112,068
Accrued Interest Payable	8,733
Accrued Vacation Leave Payable	318,882
Long-Term Liabilities:	
Due Within One Year	544,184
Due in More Than One Year	1,596,747
Net Pension Liability	13,351,405
Net OPEB Liability	516,544
<i>Total Liabilities</i>	17,404,619
Deferred Inflows of Resources:	
Property Taxes not Levied to Finance Current Year Operations	3,505,505
Pension	1,682,886
OPEB	1,738,403
<i>Total Deferred Inflows of Resources</i>	6,926,794
Net Position:	
Net Investment in Capital Assets	24,963,016
Restricted for Capital Outlay	936,736
Restricted for Other Purposes	1,049,101
Restricted for Unclaimed Monies	329
Unrestricted (Deficit)	(10,489,056)
<i>Total Net Position</i>	\$16,460,126

The notes to the basic financial statements are an integral part of this statement

Collins Career Center
Statement of Activities
For the Fiscal Year Ended June 30, 2023

	Expenses	Program Revenues			Net (Expense) Revenue and Changes in Net Position
		Charges for Services and Sales	Operating Grants and Contributions	Capital Grants and Contributions	
Governmental Activities:					
Instruction:					
Regular	\$203,664	\$0	\$210,009	\$0	\$6,345
Vocational	9,376,653	37,603	4,744,869	286,000	(4,308,181)
Adulting/Continuing	2,376,170	1,886,510	941,956	0	452,296
Support Services:					
Pupils	522,252	0	417,371	0	(104,881)
Instructional Staff	67,081	0	63,964	0	(3,117)
Board of Education	24,811	0	0	0	(24,811)
Administration	1,297,843	299,395	149,492	0	(848,956)
Fiscal	632,999	105,251	52,553	0	(475,195)
Business	8,447	0	0	0	(8,447)
Operation and Maintenance of Plant	1,348,216	108,627	54,239	6,689	(1,178,661)
Central	328,310	250,532	125,094	0	47,316
Operation of Non-Instructional Services	4,555,282	126,866	4,383,474	0	(44,942)
Extracurricular Activities	49,196	17,185	0	0	(32,011)
Interest on Long-Term Debt	125,131	0	0	0	(125,131)
<i>Total Governmental Activities</i>	<u>\$20,916,055</u>	<u>\$2,831,969</u>	<u>\$11,143,021</u>	<u>\$292,689</u>	<u>(6,648,376)</u>

General Revenues:

Property Taxes Levied for:	
General Purposes	3,323,676
Capital Outlay	663,160
Grants and Entitlements not Restricted for Specific Programs	4,989,508
Miscellaneous	206,452
<i>Total General Revenues</i>	<u>9,182,796</u>
<i>Change in Net Position</i>	2,534,420
<i>Net Position Beginning of Year</i>	<u>13,925,706</u>
<i>Net Position End of Year</i>	<u><u>\$16,460,126</u></u>

The notes to the basic financial statements are an integral part of this statement

Collins Career Center
Balance Sheet
Governmental Funds
As of June 30, 2023

	General Fund	Adult Education Fund	Permanent Improvement Fund	Miscellaneous Federal Grants Fund	Other Governmental Funds	Total Governmental Funds
Assets:						
Equity in Pooled Cash and Cash Equivalents	\$2,213,091	\$346,557	\$908,576	\$0	\$153,076	\$3,621,300
Inventory Held for Resale	0	0	0	0	1,683	1,683
Materials and Supplies Inventory	0	0	0	0	8,248	8,248
Interfund Receivable	1,421,999	0	0	0	0	1,421,999
Intergovernmental Receivable	45,940	358,829	0	1,357,059	283,741	2,045,569
Property Taxes Receivable	3,141,334	0	706,108	0	0	3,847,442
Restricted Cash and Cash Equivalents	329	0	0	0	0	329
<i>Total Assets</i>	<u>\$6,822,693</u>	<u>\$705,386</u>	<u>\$1,614,684</u>	<u>\$1,357,059</u>	<u>\$446,748</u>	<u>\$10,946,570</u>
Liabilities:						
Accounts Payable	\$22,643	\$57,246	\$27,022	\$0	\$31,629	\$138,540
Accrued Wages and Benefits Payable	661,953	85,443	0	0	70,120	817,516
Interfund Payable	0	0	0	982,191	439,808	1,421,999
Intergovernmental Payable	68,074	25,301	0	875	17,818	112,068
<i>Total Liabilities</i>	<u>752,670</u>	<u>167,990</u>	<u>27,022</u>	<u>983,066</u>	<u>559,375</u>	<u>2,490,123</u>
Deferred Inflows of Resources:						
Property Taxes not Levied to Finance Current Year Operations	2,854,579	0	650,926	0	0	3,505,505
Unavailable Revenue	231,234	0	35,762	0	46,376	313,372
<i>Total Deferred Inflows of Resources</i>	<u>3,085,813</u>	<u>0</u>	<u>686,688</u>	<u>0</u>	<u>46,376</u>	<u>3,818,877</u>
Fund Balances:						
Nonspendable	329	0	0	0	8,248	8,577
Restricted	0	537,396	900,974	373,993	100,299	1,912,662
Assigned	5,144	0	0	0	0	5,144
Unassigned (Deficit)	2,978,737	0	0	0	(267,550)	2,711,187
<i>Total Fund Balances</i>	<u>2,984,210</u>	<u>537,396</u>	<u>900,974</u>	<u>373,993</u>	<u>(159,003)</u>	<u>4,637,570</u>
<i>Total Liabilities, Deferred Inflows of Resources, and Fund Balances</i>	<u>\$6,822,693</u>	<u>\$705,386</u>	<u>\$1,614,684</u>	<u>\$1,357,059</u>	<u>\$446,748</u>	<u>\$10,946,570</u>

The notes to the basic financial statements are an integral part of this statement.

Collins Career Center
*Reconciliation of Total Governmental Fund Balances to
 Net Position of Governmental Activities
 As of June 30, 2023*

Total Governmental Fund Balances \$4,637,570

Amounts reported for governmental activities in the statement of net position are different because:

Capital assets used in governmental activities are not financial resources and therefore are not reported in the funds. 26,533,016

Other long-term assets are not available to pay for current period expenditures and therefore are deferred in the funds.

Delinquent Property Taxes	221,196	
Grants	92,176	
Total	313,372	313,372

Accrued vacation leave payable is recognized for earned vacation benefits that are to be used within one year but are not recognized on the balance sheet until due. (318,882)

Interest payable is accrued for outstanding long-term liabilities, while interest is not reported until due on the balance sheet. (8,733)

The net pension/OPEB liability (asset) is not due and payable (receivable) in the current period. Therefore, the liability (asset) and related deferred inflows/outflows are not reported in governmental funds:

Deferred Outflows-Pension	3,186,897	
Deferred Outflows-OPEB	229,069	
Deferred Inflows-Pension	(1,682,886)	
Deferred Inflows-OPEB	(1,738,403)	
Net Pension Liability	(13,351,405)	
Net OPEB Asset	1,317,986	
Net OPEB Liability	(516,544)	
Total	(12,555,286)	(12,555,286)

Long-term liabilities are not due and payable in the current period and therefore are not reported in the funds.

Certificates of Participation	(1,570,000)	
Sick Leave Benefits Payable	(570,931)	
Total	(2,140,931)	(2,140,931)

Net Position of Governmental Activities \$16,460,126

The notes to the basic financial statements are an integral part of this statement

Collins Career Center
Statement of Revenues, Expenditures and Changes in Fund Balances
Governmental Funds
For the Fiscal Year Ended June 30, 2023

	General Fund	Adult Education Fund	Permanent Improvement Fund	Miscellaneous Federal Grants Fund	Other Governmental Funds	Total Governmental Funds
Revenues:						
Property Taxes	\$3,339,306	\$0	\$670,978	\$0	\$0	\$4,010,284
Intergovernmental	7,628,668	3,773,109	167,789	1,643,059	3,121,974	16,334,599
Interest	0	0	6,689	0	0	6,689
Tuition and Fees	16,953	2,650,315	0	0	0	2,667,268
Extracurricular Activities	0	0	0	0	17,185	17,185
Customer Sales and Services	20,650	0	0	0	126,866	147,516
Miscellaneous	148,741	46,232	0	0	11,479	206,452
<i>Total Revenues</i>	11,154,318	6,469,656	845,456	1,643,059	3,277,504	23,389,993
Expenditures:						
Current:						
Instruction:						
Regular	0	0	0	0	210,008	210,008
Vocational	6,699,431	0	0	1,367,296	824,442	8,891,169
Adult/Continuing	0	2,342,218	0	0	0	2,342,218
Support Services:						
Pupils	242,436	0	0	0	232,197	474,633
Instructional Staff	2,825	0	0	0	63,964	66,789
Board of Education	25,123	0	0	0	0	25,123
Administration	913,613	371,718	27,022	0	0	1,312,353
Fiscal	544,646	130,676	18,318	0	0	693,640
Business	8,447	0	0	0	0	8,447
Operation and Maintenance of Plant	729,471	134,867	0	0	476,918	1,341,256
Central	16,633	311,051	0	0	0	327,684
Operation of Non-Instructional Services	0	2,296,106	0	0	2,259,397	4,555,503
Extracurricular Activities	0	0	0	0	46,196	46,196
Capital Outlay	1,270,382	1,410,237	0	771,515	181,627	3,633,761
Debt Service:						
Principal	0	0	505,000	0	0	505,000
Interest	0	0	127,940	0	0	127,940
<i>Total Expenditures</i>	10,453,007	6,996,873	678,280	2,138,811	4,294,749	24,561,720
<i>Excess of Revenues Over (Under) Expenditures</i>	701,311	(527,217)	167,176	(495,752)	(1,017,245)	(1,171,727)
Other Financing Sources (Uses):						
Transfers In	0	7,690	0	6,779	801,413	815,882
Transfers Out	(815,882)	0	0	0	0	(815,882)
<i>Total Other Financing Sources (Uses)</i>	(815,882)	7,690	0	6,779	801,413	0
<i>Net Change in Fund Balances</i>	(114,571)	(519,527)	167,176	(488,973)	(215,832)	(1,171,727)
<i>Fund Balance at Beginning of Year</i>	3,098,781	1,056,923	733,798	862,966	56,829	5,809,297
<i>Fund (Deficit) Balance at End of Year</i>	\$2,984,210	\$537,396	\$900,974	\$373,993	(\$159,003)	\$4,637,570

The notes to the basic financial statements are an integral part of this statement.

Collins Career Center
*Reconciliation of the Statement of Revenues, Expenditures and Changes
in Fund Balances of Governmental Funds to the Statement of Activities
For the Fiscal Year Ended June 30, 2023*

Net Change in Fund Balances - Total Governmental Funds (\$1,171,727)

Amounts reported for governmental activities in the statement of activities are different because:

Governmental funds report capital outlays as expenditures. However, in the statement of activities, the cost of those assets is allocated over their estimated useful lives as depreciation expense. This is the amount of capital outlay and depreciation for in the current period.

Capital Asset Additions	3,633,761	
Current Year Depreciation	(789,550)	
Total	2,844,211	2,844,211

Governmental funds only report the disposal of assets to the extent proceeds are received from the sale. In the statement of activities, a gain or loss is reported for each disposal. (77,540)

Revenues in the statement of activities that do not provide current financial resources are not reported as revenues in the funds.

Delinquent Property Taxes	(23,448)	
Grants	83,930	
Total	60,482	60,482

Repayments of certificates of participation are expenditures in the governmental funds, but the repayments reduce long-term liabilities in the statement of net position and do not result in an expense in the statement of activities. 505,000

Interest is reported as an expenditure when due in the governmental funds, but is accrued on outstanding debt in the statement of net position. 2,809

Contractually required contributions are reported as expenditures in governmental funds. However, the statement of net position reports these amounts as deferred outflows.

Pension	1,177,519	
OPEB	16,173	
Total	1,193,692	1,193,692

Except for amounts reported as deferred inflows/outflows, changes in the net pension/OPEB liability (asset) are reported as pension/OPEB expense in the statement of activities.

Pension	(1,166,360)	
OPEB	294,450	
Total	(871,910)	(871,910)

Some expenses reported in the statement of activities do not require the use of current financial resources and therefore are not reported as expenditures in governmental funds.

Accrued Vacation Leave Payable	(20,774)	
Sick Leave Benefits Payable	70,177	
Total	49,403	49,403

Net Change in Net Position of Governmental Activities \$2,534,420

The notes to the basic financial statements are an integral part of this statement

Collins Career Center
*Statement of Revenues, Expenditures and Change
in Fund Balance - Budget and Actual (Budgetary Basis)
General Fund
For the Fiscal Year Ended June 30, 2023*

	Budgeted Amounts		Actual	Variance with Final Budget: Positive (Negative)
	Original	Final		
Revenues:				
Property Taxes	\$2,956,481	\$3,327,169	\$3,327,169	\$0
Intergovernmental	6,778,051	7,628,076	7,628,076	0
Tuition and Fees	0	16,953	16,953	0
Miscellaneous	359,576	141,407	141,407	0
<i>Total Revenues</i>	10,094,108	11,113,605	11,113,605	0
Expenditures:				
Current:				
Instruction:				
Vocational	8,442,648	6,656,640	6,647,640	9,000
Support Services:				
Pupils	223,768	242,130	242,130	0
Instructional Staff	1,964	3,330	3,330	0
Board of Education	45,357	24,985	24,985	0
Administration	882,383	1,006,248	1,006,248	0
Fiscal	491,661	487,613	487,613	0
Business	0	8,447	8,447	0
Operation and Maintenance of Plant	364,820	749,662	749,662	0
Central	19,635	15,274	15,274	0
Capital Outlay	0	1,270,382	1,270,382	0
<i>Total Expenditures</i>	10,472,236	10,464,711	10,455,711	9,000
<i>Excess of Revenues Over (Under) Expenditures</i>	(378,128)	648,894	657,894	9,000
Other Financing Sources (Uses):				
Transfers In	0	1,354,051	1,230,265	(123,786)
Transfers Out	0	(2,120,793)	(2,120,793)	0
<i>Total Other Financing Sources (Uses)</i>	0	(766,742)	(890,528)	(123,786)
<i>Net Change in Fund Balance</i>	(378,128)	(117,848)	(232,634)	(114,786)
<i>Fund Balance at Beginning of Year</i>	3,800,940	3,800,940	3,800,940	0
<i>Prior Year Encumbrances Appropriated</i>	13,329	13,329	13,329	0
<i>Fund Balance at End of Year</i>	\$3,436,141	\$3,696,421	\$3,581,635	(\$114,786)

The notes to the basic financial statements are an integral part of this statement.

Collins Career Center
*Statement of Revenues, Expenditures and Change
in Fund Balance - Budget and Actual (Budgetary Basis)
Adult Education Fund
For the Fiscal Year Ended June 30, 2023*

	Budgeted Amounts		Actual	Variance with Final Budget: Positive (Negative)
	Original	Final		
Revenues:				
Intergovernmental	\$2,700,000	\$3,773,109	\$3,414,280	(\$358,829)
Tuition and Fees	5,343,400	2,650,315	2,650,315	0
Miscellaneous	110,000	46,232	46,232	0
<i>Total Revenues</i>	8,153,400	6,469,656	6,110,827	(358,829)
Expenditures:				
Current:				
Instruction:				
Vocational	1,377	0	0	0
Adult/Continuing	5,165,465	2,306,047	2,303,331	2,716
Support Services:				
Administration	318,039	449,124	449,124	0
Fiscal	126,710	128,798	128,798	0
Operation and Maintenance of Plant	39,099	149,985	149,985	0
Central	309,675	325,798	325,798	0
Operation of Noninstructional Services	2,500,000	2,296,106	2,296,106	0
Capital Outlay	0	1,410,237	1,410,237	0
<i>Total Expenditures</i>	8,460,365	7,066,095	7,063,379	2,716
<i>Excess of Revenues Under Expenditures</i>	(306,965)	(596,439)	(952,552)	(356,113)
Other Financing Sources:				
Transfers In	0	7,690	7,690	0
<i>Total Other Financing Sources</i>	0	7,690	7,690	0
<i>Net Change in Fund Balance</i>	(306,965)	(588,749)	(944,862)	(356,113)
<i>Fund Balance at Beginning of Year</i>	1,287,041	1,287,041	1,287,041	0
<i>Prior Year Encumbrances Appropriated</i>	1,662	1,662	1,662	0
<i>Fund Balance at End of Year</i>	\$981,738	\$699,954	\$343,841	(\$356,113)

The notes to the basic financial statements are an integral part of this statement.

Collins Career Center
*Statement of Revenues, Expenditures and Change
in Fund Balance - Budget and Actual (Budgetary Basis)
Miscellaneous Federal Grants Fund
For the Fiscal Year Ended June 30, 2023*

	Budgeted Amounts		Actual	Variance with Final Budget: Positive (Negative)
	Original	Final		
Revenues:				
Intergovernmental	\$854,855	\$1,643,059	\$286,000	(\$1,357,059)
<i>Total Revenues</i>	854,855	1,643,059	286,000	(1,357,059)
Expenditures:				
Current:				
Instruction:				
Vocational	854,855	1,366,421	1,366,421	0
Capital Outlay	0	771,515	771,515	0
<i>Total Expenditures</i>	854,855	2,137,936	2,137,936	0
<i>Excess of Revenues Over (Under) Expenditures</i>	0	(494,877)	(1,851,936)	(1,357,059)
Other Financing Sources:				
Transfers In	0	6,779	6,779	0
<i>Total Other Financing Sources</i>	0	6,779	6,779	0
<i>Net Change in Fund Balance</i>	0	(488,098)	(1,845,157)	(1,357,059)
<i>Fund Balance at Beginning of Year</i>	862,966	862,966	862,966	0
<i>Fund Balance at End of Year</i>	\$862,966	\$374,868	(\$982,191)	(\$1,357,059)

The notes to the basic financial statements are an integral part of this statement.

Collins Career Center
Notes to the Basic Financial Statements
For the Fiscal Year Ended June 30, 2023

Note 1 - Description of the Center and Reporting Entity

Collins Career Center is a distinct political subdivision of the State of Ohio operated under the direction of a Board consisting of two members of the Lawrence County Educational Service Center Board of Education, two members from the Ironton City School District Board of Education, and one member from the Chesapeake Union Exempted Village School District Board of Education, which possesses its own budgeting and taxing authority. The Center exposes students to job training, leading to employment upon graduation from high school.

The Center is staffed by 32 classified employees, 99 certified employees, and 19 administrative employees who provide services to 759 students and other community members. The Center currently operates one instructional building.

The reporting entity is composed of the stand-alone government, component units, and other organizations that are included to ensure the financial statements are not misleading. The stand-alone government of the Center consists of all funds, departments, boards, and agencies that are not legally separate from the Center. For Collins Career Center, this includes general operations, food service, and student related activities of the Center.

Component units are legally separate organizations for which the Center is financially accountable. The Center is financially accountable for an organization if the Center appoints a voting majority of the organization's governing board and (1) the Center is able to significantly influence the programs or services performed or provided by the organization; or (2) the Center is legally entitled to or can otherwise access the organization's resources; the Center is legally obligated or has otherwise assumed the responsibility to finance the deficits of, or provide financial support to, the organization; or the Center is obligated for the debt of the organization. Component units may also include organizations that are fiscally dependent on the Center in that the Center approves the budget, the issuance of debt, or the levying of taxes, and there is potential for the organization to provide specific financial benefits to, or impose specific financial burdens on, the primary government. The Center has no component units.

The Center participates in four organizations, two of which are defined as jointly governed organizations and two as insurance purchasing pools. The jointly governed organizations are META Solutions and the Coalition of Rural and Appalachian Schools. The insurance purchasing pools are the Ohio SchoolComp Workers' Compensation Group Rating Plan and the Lawrence County Schools Council of Governments Health Benefits Program. These organizations are presented in notes 16 and 17 to the basic financial statements.

Note 2 - Summary of Significant Accounting Policies

The financial statements of the Center have been prepared in conformity with generally accepted accounting principles (GAAP) as applied to governmental units. The Governmental Accounting Standards Board (GASB) is the accepted standard-setting body for establishing governmental accounting and financial reporting principles. The more significant of the Center's accounting policies are described below.

Basis of Presentation

The Center's basic financial statements consist of government-wide statements, including a statement of net position and a statement of activities, and fund financial statements, which provide a more detailed level of financial information.

Government-wide Financial Statements The statement of net position and the statement of activities display information about the Center as a whole. These statements include the financial activities of the stand-alone government, except for the fiduciary funds. The statements usually distinguish between those activities of the Center that are governmental (primarily supported by taxes and intergovernmental revenues) and those that are considered business-type activities (primarily supported by fees and charges). The Center, however, has no business-type activities.

Collins Career Center
Notes to the Basic Financial Statements
For the Fiscal Year Ended June 30, 2023

The statement of net position presents the financial condition of the governmental activities of the Center at fiscal year end. The statement of activities presents a comparison between direct expenses and program revenues for each program or function of the Center's governmental activities. Direct expenses are those that are specifically associated with a service, program, or department, and therefore clearly identifiable to a particular function. Program revenues include charges paid by the recipient of the goods or services offered by the program; grants and contributions that are restricted to meeting the operational or capital requirements of a particular program; and interest earned on grants that is required to be used to support a particular program. Revenues which are not classified as program revenues are presented as general revenues of the Center. The comparison of direct expenses with program revenues identifies the extent to which each governmental function is self-financing or draws from the general revenues of the Center.

Fund Financial Statements During the fiscal year, the Center segregates transactions related to certain Center functions or activities in separate funds in order to aid financial management and to demonstrate legal compliance. Fund financial statements are designed to present financial information of the Center at this more detailed level. The focus of governmental fund financial statements is on major funds. Each major fund is presented in a separate column. Nonmajor funds are aggregated and presented in a single column. Fiduciary funds are reported by type, however the Center has no fiduciary funds.

Fund Accounting

The Center uses funds to maintain its financial records during the fiscal year. A fund is defined as a fiscal and accounting entity with a self-balancing set of accounts. There are two categories of funds used by this Center: governmental and fiduciary.

Governmental Funds Governmental funds are those through which most governmental functions typically are financed. Governmental fund reporting focuses on the sources, uses, and balances of current financial resources. Expendable assets are assigned to the various governmental funds according to the purposes for which they may or must be used. Current liabilities are assigned to the fund from which they will be paid. The difference between governmental fund assets and deferred outflows, and liabilities and deferred inflows, is reported as fund balance. The following are the Center's major governmental funds:

General Fund The general fund is used to account for and report all financial resources not accounted for and reported in another fund. The general fund balance is available for any purpose, provided it is expended or transferred according to the general laws of Ohio.

Adult Education Fund The adult education special revenue fund is used to account for transactions made in connection with adult education classes. Revenues include, but are not limited to, federal direct student loan funding, tuition from patrons and students, and reimbursements from the State Department of Education. Expenditures include supplies, salaries, and textbooks.

Permanent Improvement Fund The permanent improvement capital projects fund is used to account for all transactions related to the acquiring, constructing, or improving of permanent improvements as authorized by Chapter 5705, Revised Code.

Miscellaneous Federal Grants Fund The miscellaneous federal grants special revenue fund is used to account for various federal grant programs.

The other governmental funds of the Center account for grants and other resources whose use is restricted to a particular purpose.

Fiduciary Fund Types Fiduciary fund reporting focuses on net position and changes in net position. The fiduciary fund category is split into four classifications: pension trust funds, investment trust funds, private purpose trust funds

Collins Career Center
Notes to the Basic Financial Statements
For the Fiscal Year Ended June 30, 2023

and custodial funds. Trust funds are distinguished from custodial funds by the existence of a trust agreement or equivalent arrangements that has certain characteristics. Custodial funds are used to report fiduciary activities that are not required to be reported in a trust fund. The Center has no fiduciary funds.

Measurement Focus

Government-wide Financial Statements The government-wide financial statements are prepared using the economic resources measurement focus. All assets, liabilities, and deferred inflows and outflows of resources associated with the operation of the Center are included on the statement of net position. The statement of activities presents increases (e.g., revenues) and decreases (e.g., expenses) in total net position.

Fund Financial Statements All governmental funds are accounted for using a flow of current financial resources measurement focus. With this measurement focus, only current assets, current liabilities, and certain deferred inflows and outflows of resources generally are included on the balance sheet. The statement of revenues, expenditures and changes in fund balances reports on the sources (i.e., revenues and other financing sources) and uses (i.e., expenditures and other financing uses) of current financial resources. This approach differs from the manner in which the governmental activities of the government-wide financial statements are prepared. Governmental fund financial statements therefore include a reconciliation with brief explanations to better identify the relationship between the government-wide statements and the statements for governmental funds.

Basis of Accounting

Basis of accounting determines when transactions are recorded in the financial records and reported on the financial statements. Government-wide financial statements are prepared using the accrual basis of accounting. Fiduciary funds also use the accrual basis of accounting. Governmental funds use the modified accrual basis of accounting. Differences in the accrual and the modified accrual bases of accounting arise in the recognition of revenue, the recording of deferred inflows and outflows of resources, and in the presentation of expenses versus expenditures.

Revenues - Exchange and Non-Exchange Transactions Revenue resulting from exchange transactions, in which each party gives and receives essentially equal value, is recorded on the accrual basis when the exchange takes place. On a modified accrual basis, revenue is recorded in the fiscal year in which the resources are measurable and become available. Available means that the resources will be collected within the current fiscal year or are expected to be collected soon enough thereafter to be used to pay liabilities of the current fiscal year. For the Center, available means expected to be received within sixty days of fiscal year end.

Nonexchange transactions, in which the Center receives value without directly giving equal value in return, include property taxes, grants, entitlements, and donations. On the accrual basis, revenue from property taxes is recognized in the fiscal year for which the taxes are levied. Revenue from grants, entitlements, and donations is recognized in the fiscal year in which all eligibility requirements have been satisfied. Eligibility requirements include timing requirements, which specify the year when the resources are required to be used or the year when use is first permitted; matching requirements, in which the Center must provide local resources to be used for a specified purpose; and expenditure requirements, in which the resources are provided to the Center on a reimbursement basis. On a modified accrual basis, revenue from nonexchange transactions must also be available before it can be recognized.

Under the modified accrual basis, the following revenue sources are considered to be both measurable and available at fiscal year end: property taxes available as an advance, investment earnings, tuition, grants, fees, and rentals.

Deferred Outflows/Inflows of Resources In addition to assets, the statements of financial position will sometimes report a separate section for deferred outflows of resources. Deferred outflows of resources represent a consumption of net position that applies to a future period and will not be recognized as an outflow of resources (expense/expenditure) until then. The Center reports deferred outflows of resources in the government-wide

Collins Career Center
Notes to the Basic Financial Statements
For the Fiscal Year Ended June 30, 2023

statement of net position for amounts related to pensions and other postemployment benefits, which will be further discussed in notes 12 and 13.

In addition to liabilities, the statements of financial position report a separate section for deferred inflows of resources. Deferred inflows of resources represent an acquisition of net position that applies to a future period and will not be recognized as an inflow of resources (revenue) until that time. For the Center, deferred inflows of resources include property taxes, unavailable revenue, and amounts related to pensions and other postemployment benefits. Property taxes represent amounts for which there is an enforceable legal claim as of June 30, 2023, but which were levied to finance fiscal year 2024 operations. These amounts have been recorded as a deferred inflow on both the government-wide statement of net position and the governmental fund financial statements. Unavailable revenue is reported only on the governmental funds balance sheet, and represents receivables which will not be collected within the available period. For the Center, unavailable revenue includes delinquent property taxes and intergovernmental grants. These amounts are deferred and recognized as a deferred inflow of resources in the period the amounts become available. Amounts related to pensions and other postemployment benefits are reported only in the government-wide statement of net position and will be further discussed in notes 12 and 13.

Expenses/Expenditures On the accrual basis of accounting, expenses are recognized at the time they are incurred.

The measurement focus of governmental fund accounting is on decreases in net financial resources (expenditures) rather than expenses. Expenditures are generally recognized in the accounting period in which the related fund liability is incurred, if measurable. Allocations of cost, such as depreciation and amortization, are not recognized in governmental funds.

Cash and Cash Equivalents

To improve cash management, cash received by the Center is pooled. Monies for all funds are maintained in this pool. Individual fund integrity is maintained through the Center's records. Interest in the pool is presented as "equity in pooled cash and cash equivalents".

During fiscal year 2023, the Center had no investments.

Following Ohio statutes, the Board of Education has, by resolution, specified the funds to receive an allocation of interest earnings. The Center's Board of Education has allocated interest earned on interim funds to the adult education fund and permanent improvement fund. Interest revenue credited to the permanent improvement fund during fiscal year 2023 amounted to \$6,689.

Inventory

Inventories are presented at cost on a first-in, first-out basis and are expended/expensed when used. Inventories consist of expendable supplies held for consumption.

Capital Assets

The Center's only capital assets are general capital assets. General capital assets are those assets specifically related to governmental activities. These assets generally result from expenditures in the governmental funds. These assets are reported in the governmental activities column of the government-wide statement of net position but are not reported in the fund financial statements.

All capital assets are capitalized at cost (or estimated historical cost) and updated for additions and retirements during the fiscal year. The Center was able to estimate the historical cost for the initial reporting of certain assets by backtrending (i.e., estimating the current replacement cost of the asset to be capitalized and using an appropriate price-level index to deflate the cost to the acquisition year or estimated acquisition year). Donated capital assets are

Collins Career Center
Notes to the Basic Financial Statements
For the Fiscal Year Ended June 30, 2023

recorded at their acquisition values as of the date received. The Center maintains a capitalization threshold of two thousand five hundred dollars. The Center does not possess any infrastructure. Improvements are capitalized; the costs of normal maintenance and repairs that do not add to the value of the asset or materially extend an asset's life are not.

All reported capital assets, except land, are depreciated. Improvements are depreciated over the remaining useful lives of the related capital assets. Depreciation is computed using the straight-line method over the following useful lives:

<u>Description</u>	<u>Estimated Lives</u>
Land Improvements	20 years
Buildings and Improvements	30-50 years
Furniture and Equipment	5-20 years
Vehicles	8 years

Compensated Absences

Vacation benefits are accrued as a liability as the benefits are earned if the employees' rights to receive compensation are attributable to services already rendered and it is probable that the Center will compensate the employees for the benefits through paid time off or some other means. The liability for vacation benefits is recorded as "accrued vacation leave payable", rather than long-term liabilities, as the balances are usually used by employees within the calendar year earned. At the employee's request, any carry-over may be paid to the employee each year, or carried over and paid upon termination, up to an amount equal to the sum of the last three years' accruals.

Sick leave benefits are accrued as a liability using the vesting method. The liability includes the employees who are currently eligible to receive termination benefits and those the Center has identified as probable of receiving payment in the future. The amount is based on accumulated sick leave and employees' wage rates at fiscal year end, taking into consideration any limits specified in the Center's termination policy. The Center records a liability for accumulated unused sick leave for classified and certified employees after ten years of current service with the Center.

The entire compensated absences liability is reported on the government-wide financial statements.

On the governmental fund financial statements, sick leave benefits are recognized as liabilities and expenditures as payments come due each period upon the occurrence of employee resignations and retirements. These amounts are recorded in the account "matured compensated absences payable" in the retirement benefits fund, which is reported as a part of the general fund for financial reporting purposes in accordance with generally accepted accounting principles. The Center had no matured compensated absences to report at June 30, 2023.

Accrued Liabilities and Long-term Obligations

All payables, accrued liabilities, and long-term obligations are reported in the government-wide financial statements.

In general, governmental fund payables and accrued liabilities that, once incurred, are paid in a timely manner and in full from current financial resources, are reported as obligations of the funds. However, claims and judgments and compensated absences that will be paid from governmental funds are reported as a liability in the fund financial statements only to the extent that they are due for payment during the current fiscal year. Net pension/OPEB liability should be recognized in the governmental funds to the extent that benefit payments are due and payable and the pension/OPEB plan's fiduciary net position is not sufficient for payment of those benefits. Certificates of participation that will be paid from governmental funds are recognized as an expenditure and liability in the governmental fund financial statements when due.

Interfund Activity

Transfers between governmental activities are eliminated. Internal allocations of overhead expenses from one function to another or within the same function are eliminated on the statement of activities. Payments of interfund services provided and used are not eliminated.

Exchange transactions between funds are reported as revenues in the seller funds and as expenditures/expenses in the purchaser funds. Flows of cash or goods from one fund to another without a requirement for repayment are reported as interfund transfers. Interfund transfers are reported as other financing sources/uses in governmental funds. Repayments from funds responsible for particular expenditures/expenses to the funds that initially paid for them are not presented on the financial statements.

Interfund Balances

Interfund receivables and payables resulting from short-term interfund loans or interfund services provided and used are classified as "interfund receivables/payables". These amounts are eliminated in the governmental activities column of the statement of net position.

Fund Balance

Fund balance is divided into five classifications based primarily on the extent to which the Center is bound to observe constraints imposed upon the use of the resources in governmental funds. The classifications are as follows:

Nonspendable The nonspendable fund balance category includes amounts that cannot be spent because they are not in spendable form, or are legally or contractually required to be maintained intact. The "not in spendable form" includes items that are not expected to be converted to cash.

Restricted Fund balance is reported as restricted when constraints placed on the use of resources are either externally imposed by creditors (such as through debt covenants), grantors, contributors, or laws or regulations of other governments or is imposed by law through constitutional provisions or enabling legislations (Board resolutions).

Committed The committed fund balance classification includes amounts that can be used only for the specific purposes determined by a formal action (resolution) of the Center's Board of Education. Those committed amounts cannot be used for any other purpose unless the Board of Education removes or changes the specified use by taking the same type of action (resolution) it employed to previously commit those amounts. Committed fund balance also incorporates contractual obligations to the extent that existing resources in the fund have been specifically committed for the use in satisfying those contractual requirements.

Assigned Amounts in the assigned fund balance classification are intended to be used by the Center for specific purposes but do not meet the criteria to be classified as restricted or committed. In governmental funds other than the general fund, assigned fund balance represents the remaining amount that is not restricted or committed. In the general fund, assigned amounts represent intended uses established by the Center's Board of Education or a Center official delegated that authority by resolution or state statute.

Unassigned The unassigned fund balance is the residual classification for the general fund and includes amounts not contained in the other classifications. In other governmental funds, the unassigned classification is used only to report a deficit balance.

The Center applies restricted resources first when expenditures are incurred for purposes for which either restricted or unrestricted (committed, assigned, and unassigned) amounts are available. Similarly, within unrestricted fund balance, committed amounts are reduced first, followed by assigned, and then unassigned amounts when

Collins Career Center
Notes to the Basic Financial Statements
For the Fiscal Year Ended June 30, 2023

expenditures are incurred for purposes for which the amounts in any of the unrestricted fund balance classifications could be used.

Net Position

Net position represents the difference between assets, liabilities, and deferred inflows and outflows of resources. Net investment in capital assets consists of capital assets, net of accumulated depreciation, reduced by the outstanding balances of any borrowings used for the acquisition, construction, or improvement of those assets. Net position is reported as restricted when there are limitations imposed on their use either through external restrictions imposed by creditors, grantors, or laws or regulations of other governments. Net position restricted for other purposes include local, federal, and state grants restricted to expenditure for specified purposes. The Center applies restricted resources when an expense is incurred for purposes for which both restricted and unrestricted net position is available. None of the Center's net position is restricted by enabling legislation.

Extraordinary and Special Items

Extraordinary items are transactions or events that are both unusual in nature and infrequent in occurrence. Special items are transactions or events that are within the control of the Board of Education and that are either unusual in nature or infrequent in occurrence. The Center did not report either type of transaction for the year ended June 30, 2023.

Estimates

The preparation of financial statements in conformity with generally accepted accounting principles requires management to make estimates and assumptions that affect the amounts reported in the financial statements and accompanying notes. Actual results may differ from those estimates.

Budgetary Process

All funds are legally required to be budgeted and appropriated. The major documents prepared are the tax budget, the appropriation resolution, and the certificate of estimated resources, which are prepared on the budgetary basis of accounting. The tax budget demonstrates a need for existing or increased tax rates. The certificate of estimated resources establishes a limit on the amounts that the Board of Education may appropriate. The appropriation resolution is the Board's authorization to spend resources and set annual limits on expenditures plus encumbrances at a level of control selected by the Center's Board of Education. The legal level of control has been established by the Board of Education at the fund level. The Center Treasurer has been given the authority to allocate appropriations among functions and objects within all funds.

The certificate of estimated resources may be amended during the fiscal year if projected increases or decreases in revenue are identified by the Center Treasurer. The amounts reported as the original budgeted amounts on the budgetary statement reflect the amounts on the certificate of estimated resources in effect when the original appropriations were adopted. The amounts reported as the final budgeted amounts on the budgetary statement reflect the amounts in the amended certificate in effect when final appropriations for the fiscal year were passed.

The appropriation resolution is subject to amendment by the Board throughout the fiscal year with the restriction that appropriations may not exceed estimated revenues. The amounts reported as the original budgeted amounts reflect the first appropriation for that fund that covered the entire fiscal year, including amounts automatically carried over from prior fiscal years. The amounts reported as the final budgeted amounts represent the final appropriation amounts passed by the Board during the fiscal year.

Collins Career Center
Notes to the Basic Financial Statements
For the Fiscal Year Ended June 30, 2023

Pensions/OPEB

For purposes of measuring the net pension/OPEB liability (asset), deferred outflows of resources and deferred inflows of resources related to pensions/OPEB, and pension/OPEB expense, information about the fiduciary net position of the pension/OPEB plans and additions to/deductions from their fiduciary net position have been determined on the same basis as they are reported by the pension/OPEB plan. For this purpose, benefit payments (including refunds of employee contributions) are recognized when due and payable in accordance with the benefit terms. The pension/OPEB plans report investments at fair value.

Note 3 – Accountability

The following funds had deficit fund balances as of June 30, 2023:

<i>Nonmajor Funds:</i>	
Bond Retirement	\$83,102
Classroom Facilities Maintenance	27,683
Career Development	5,697
Wellness and Success	19,056
ABLE	11,514
Pell	120,498

The general fund is liable for the deficits in the special revenue and debt service funds and provides operating transfers when cash is required, not when accruals occur.

Note 4 - Budgetary Basis of Accounting

While the Center is reporting financial position, results of operations, and changes in fund balance on the basis of generally accepted accounting principles (GAAP), the budgetary basis as provided by law is based upon accounting for certain transactions on a basis of cash receipts, disbursements and encumbrances. The statements of revenues, expenditures and changes in fund balances - budget and actual (budgetary basis) presented for the general fund and adult education and miscellaneous federal grants major special revenue funds are presented on the budgetary basis to provide a meaningful comparison of actual results with the budget. The major differences between the budget basis and GAAP (modified accrual) basis are as follows:

1. Revenues are recorded when received in cash (budget basis) as opposed to when susceptible to accrual (GAAP basis).
2. Expenditures are recorded when paid in cash (budget basis) as opposed to when the liability is incurred (GAAP basis).
3. Certain funds are accounted for as separate funds internally with legally adopted budgets (budget basis) that do not meet the definition of special revenue funds under general accepted accounting principles and were reported with the general fund (GAAP basis).

The following table summarizes the adjustments necessary to reconcile the GAAP basis statements to the budgetary basis statements for the general fund and the major special revenue funds.

Collins Career Center
Notes to the Basic Financial Statements
For the Fiscal Year Ended June 30, 2023

Net Change in Fund Balance

	General	Adult Education	Miscellaneous Federal Grants
GAAP Basis	(\$114,571)	(\$519,527)	(\$488,973)
Revenue Accruals	1,217,536	(358,829)	(1,357,059)
Expenditure Accruals	(1,311,746)	(63,790)	875
Encumbrances	(9,000)	(2,716)	0
Perspective Differences	(14,853)	0	0
Budget Basis	(\$232,634)	(\$944,862)	(\$1,845,157)

Note 5 - Fund Balances

Fund balance is classified as nonspendable, restricted, committed, assigned, and/or unassigned based primarily on the extent to which the Center is bound to observe constraints imposed upon the use of the resources in governmental funds. The constraints placed on fund balance for the major governmental funds and all other governmental funds are presented below:

	General	Adult Education	Permanent Improvement	Miscellaneous Federal Grants	Other Governmental Funds	Total Governmental Funds
<i>Nonspendable</i>						
Unclaimed Monies	\$329	\$0	\$0	\$0	\$0	\$329
Inventory	0	0	0	0	8,248	8,248
Total	329	0	0	0	8,248	8,577
<i>Restricted</i>						
Adult Education	0	537,396	0	0	0	537,396
Student Activities	0	0	0	0	26,721	26,721
Food Service	0	0	0	0	17,776	17,776
State Grants	0	0	0	0	46,386	46,386
Federal Grants	0	0	0	373,993	9,416	383,409
Capital Improvements	0	0	900,974	0	0	900,974
Total	0	537,396	900,974	373,993	100,299	1,912,662
<i>Assigned</i>						
Public School Support	5,144	0	0	0	0	5,144
Total	5,144	0	0	0	0	5,144
<i>Unassigned (Deficit)</i>						
	2,978,737	0	0	0	(267,550)	2,711,187
Total	\$2,984,210	\$537,396	\$900,974	\$373,993	(\$159,003)	\$4,637,570

Note 6 - Deposits and Investments

Monies held by the Center are classified by state statute into three categories.

Active monies are public monies determined to be necessary to meet current demands upon the Center treasury. Active monies must be maintained either as cash in the Center treasury, in commercial accounts payable or withdrawable on demand, including negotiable order of withdrawal (NOW) accounts, or in money market deposit

Collins Career Center
Notes to the Basic Financial Statements
For the Fiscal Year Ended June 30, 2023

accounts.

Inactive deposits are public deposits that the Board has identified as not required for use within the current five year period of designation of depositories. Inactive deposits must either be evidenced by certificates of deposit maturing not later than the end of the current period of designation of depositories, or by savings or deposit accounts including, but not limited to, passbook accounts.

Interim deposits are deposits of interim monies. Interim monies are those monies which are not needed for immediate use but which will be needed before the end of the current period of designation of depositories. Interim deposits must be evidenced by time certificates of deposit maturing not more than one year from the date of deposit or by savings or deposit accounts, including passbook accounts.

Interim monies may be deposited or invested in the following securities:

1. United States Treasury bills, bonds, notes, or any other obligation or security issued by the United States Treasury, or any other obligation guaranteed as to principal and interest by the United States;
2. Bonds, notes, debentures, or any other obligation or security issued by any federal government agency or instrumentality including, but not limited to, the Federal National Mortgage Association, Federal Home Loan Bank, Federal Farm Credit Bank, Federal Home Loan Mortgage Corporation, and Government National Mortgage Association. All federal agency securities shall be direct issuances of federal government agencies or instrumentalities;
3. Written repurchase agreements in the securities listed above provided the market value of the securities subject to the repurchase agreement must exceed the principal value of the agreement by at least two percent and be marked to market daily, and the term of the agreement must not exceed thirty days;
4. Bonds and other obligations of the State of Ohio, and with certain limitations including a requirement for maturity within ten years from the date of settlement, bonds and other obligations of political subdivisions of the State of Ohio, if training requirements have been met;
5. Time certificates of deposit or savings or deposit accounts including, but not limited to, passbook accounts;
6. No-load money market mutual funds consisting exclusively of obligations described in division (1) or (2) and repurchase agreements secured by such obligations, provided that investments in securities described in this division are made only through eligible institutions;
7. The State Treasurer's investment pool (STAR Ohio).
8. Certain bankers' acceptances (for a period not to exceed one hundred eighty days) and commercial paper notes (for a period not to exceed two hundred seventy days) in an amount not to exceed 40 percent of the interim monies available for investment at any one time if training requirements have been met.

Investments in stripped principal or interest obligations, reverse repurchase agreements, and derivatives are prohibited. The issuance of taxable notes for the purpose of arbitrage, the use of leverage, and short selling are also prohibited. Except as noted above, an investment must mature within five years from the date of purchase, unless matched to a specific obligation or debt of the Center, and must be purchased with the expectation that it will be held to maturity.

Investments may only be made through specified dealers and institutions. Payment for investments may be made only upon delivery of the securities representing the investments to the Treasurer or qualified trustee or, if the securities are not represented by a certificate, upon receipt of confirmation of transfer from the custodian.

Deposits

Custodial credit risk for deposits is the risk that in the event of bank failure, the Center will not be able to recover deposits or collateral securities that are in the possession of an outside party. As of June 30, 2023, the Center's bank balance of \$4,378,563 was either covered by FDIC or collateralized by the financial institution's public entity deposit pool in the manner described below.

Collins Career Center
Notes to the Basic Financial Statements
For the Fiscal Year Ended June 30, 2023

The Center has no deposit policy for custodial risk beyond the requirements of State statute. Ohio law requires that deposits either be insured or be protected by:

Eligible securities pledged to the Center and deposited with a qualified trustee by the financial institution as security for repayment whose market value at all times shall be at least 105 percent of the deposits being secured; or

Participation in the Ohio Pooled Collateral System (OPCS), a collateral pool of eligible securities deposited with a qualified trustee and pledged to the Treasurer of State to secure the repayment of all public monies deposited in the financial institution. OPCS requires the total market value of the securities pledged to be 102 percent of the deposits being secured or a rate set by the Treasurer of State.

Note 7 - Property Taxes

Property taxes are levied and assessed on a calendar year basis while the Center's fiscal year runs from July through June. First half tax collections are received by the Center in the second half of the fiscal year. Second half tax distributions occur in the first half of the following fiscal year.

Property taxes include amounts levied against all real and public utility property located within the boundaries of the Center. Real property tax revenue received in calendar year 2023 represents collections of calendar year 2022 taxes. Real property taxes received in calendar year 2023 were levied after April 1, 2022, on the assessed value listed as of January 1, 2022, the lien date. Assessed values for real property taxes are established by state statute at 35 percent of appraised market value. Real property taxes are payable annually or semi-annually. If paid annually, payment is due December 31; if paid semi-annually, the first payment is due December 31 with the remainder payable by June 20. Under certain circumstances, state statute permits alternate payment dates to be established.

Public utility property tax revenue received in calendar year 2023 represents collections of calendar year 2022 taxes. Public utility real and tangible personal property taxes received in calendar year 2023 became a lien December 31, 2021, were levied after April 1, 2022, and are collected with real property taxes. Public utility real property is assessed at 35 percent of true value; public utility tangible personal property currently is assessed at varying percentages of true value.

The Center receives property taxes from Lawrence County. The County Auditor periodically advances to the Center its portion of the taxes collected. Second-half real property tax payments collected by the County by June 30, 2023, are available to finance fiscal year 2023 operations. The amount available to be advanced can vary based on the date the tax bills are sent.

Accrued property taxes receivable includes real property and public utility property taxes which were measurable as of June 30, 2023, and for which there is an enforceable legal claim. Although total property tax collections for the next fiscal year are measurable, only the amount of real property taxes available as an advance at June 30 was levied to finance current fiscal year operations and is reflected as revenue at fiscal year-end. The portion of the receivable not levied to finance current fiscal year operations is offset by a credit to deferred inflows of resources.

The amount available as an advance at June 30, 2023 was \$101,321 in the general fund and \$19,420 in the permanent improvement capital projects fund.

On an accrual basis, collectible delinquent property taxes have been recorded as a receivable and revenue, while on a modified accrual basis the revenue has been deferred.

The assessed values upon which the fiscal year 2023 taxes were collected are:

Collins Career Center
Notes to the Basic Financial Statements
For the Fiscal Year Ended June 30, 2023

	2022 Second- Half Collections		2023 First- Half Collections	
	Amount	Percent	Amount	Percent
Agricultural/Residential Real Property	\$844,497,070	56%	\$962,438,530	53%
Commercial/Industrial Real Property	154,738,540	10%	197,557,650	11%
Public Utility Real & Personal Property	508,281,530	34%	662,364,640	36%
Total	\$1,507,517,140	100%	\$1,822,360,820	100%
Tax Rate per \$1,000 as Assessed Valuation		\$2.90		\$2.90

Note 8 - Capital Assets

Capital asset activity for the fiscal year ended June 30, 2023 was as follows:

	Balance 6/30/22	Additions	Deletions	Balance 6/30/23
Capital Assets Not Being Depreciated:				
Land	\$174,360	\$0	\$0	\$174,360
Total Capital Assets Not Being Depreciated	174,360	0	0	174,360
Depreciable Capital Assets:				
Land Improvements	694,746	23,675	0	718,421
Buildings and Improvements	34,176,831	2,182,237	(88,359)	36,270,709
Furniture and Equipment	2,678,006	1,220,523	0	3,898,529
Vehicles	235,913	207,326	0	443,239
Total Capital Assets Being Depreciated	37,785,496	3,633,761	(88,359)	41,330,898
Accumulated Depreciation:				
Land Improvements	(681,394)	(2,355)	0	(683,749)
Buildings and Improvements	(10,697,174)	(692,624)	10,819	(11,378,979)
Furniture and Equipment	(2,579,030)	(85,391)	0	(2,664,421)
Vehicles	(235,913)	(9,180)	0	(245,093)
Total Accumulated Depreciation	(14,193,511)	(789,550)	10,819	(14,972,242)
Total Capital Assets Being Depreciated, Net	23,591,985	2,844,211	(77,540)	26,358,656
Total Capital Assets, Net	\$23,766,345	\$2,844,211	(77,540)	\$26,533,016

Collins Career Center
Notes to the Basic Financial Statements
For the Fiscal Year Ended June 30, 2023

Depreciation expense was charged to governmental functions as follows:

Instruction:	
Vocational	\$700,675
Adult/Continuing	26,940
Support Services:	
Pupils	51,432
Operation and Maintenance of Plant	6,407
Central	4,096
Total Depreciation Expense	<u>\$789,550</u>

Note 9 - Receivables

Receivables at June 30, 2023 consisted of property taxes, interfund, and intergovernmental grants. All receivables are considered collectible in full due to the ability to foreclose for the nonpayment of taxes, the stable condition of state programs, and the current year guarantee of federal funds. All receivables, except for property taxes, are expected to be collected within one year. Property taxes, although ultimately collectible, include some portion of delinquencies that will not be collected within one year. A summary of principal items of intergovernmental receivables follows:

<i>Governmental Activities:</i>	
General Fund	\$45,940
Adult Education	358,829
Miscellaneous Federal Grants	1,357,059
Pell	214,828
Vocational Funds	25,341
Career Development	9,519
Miscellaneous State Grants	1,045
ABLE	33,008
Total	<u>\$2,045,569</u>

Note 10 - Risk Management

Property and Liability

The Center is exposed to various risks of loss related to torts; theft of, damage to and destruction of assets; errors and omissions; injuries to employees; and natural disasters. The Center contracted with Markel Insurance Company for automobile and property coverage and commercial umbrella liability coverage for fiscal year 2023.

Collins Career Center
Notes to the Basic Financial Statements
For the Fiscal Year Ended June 30, 2023

The types and amounts of coverage are as follows:

General Liability:	
Each Occurrence	\$1,000,000
Damage to Rented Premises	1,000,000
Aggregate Limit	3,000,000
Products-Completed Operations Aggregate Limit	3,000,000
Personal Injury	1,000,000
Excess Liability:	
Each Occurrence	3,000,000
Aggregate Limit	3,000,000
Employee Benefits Liability:	
Each Occurrence	1,000,000
Aggregate Limit	2,000,000
Building and Business Personal Property Coverage (\$1,000 deductible)	55,607,123
Automobile Liability (\$500 deductible)	1,000,000

Settled claims have not exceeded the commercial coverage in any of the past three fiscal years. There have been no significant reductions in coverage from the prior year.

Worker's Compensation

For fiscal year 2023, the Center participated in the Ohio SchoolComp Workers' Compensation Group Rating Plan (GRP), an insurance purchasing pool (note 17). The intent of the GRP is to achieve the benefit of a reduced premium for the Center by virtue of its grouping and representation with other participants in the GRP. The workers' compensation experience of the participating school districts is calculated as one experience and a common premium rate is applied to all school districts in the GRP. Each participant pays its workers' compensation premium to the state based on the rate for the GRP rather than its individual rate. Participation in the GRP is limited to school districts that can meet the GRP's selection criteria. Sedgwick provides administrative, cost control, and actuarial services to the GRP.

Note 11 - Employee Benefits

Compensated Absences

The criteria for determining vacation and sick leave benefits are derived from negotiated agreements and state laws.

Non-teaching employees earn ten to twenty days of vacation per fiscal year, depending upon the length of service. Administrative personnel earn twenty days of vacation per fiscal year. Maximum days accrued shall not exceed 60 days. Accumulated, unused vacation time is paid to non-teaching employees and administrative personnel upon termination of employment not to exceed the amount accrued within three years before the date of separation. Teaching employees, part-time employees and employees employed for less than 12 months do not earn vacation time.

Teaching employees, administrative personnel and non-teaching employees earn sick leave at the rate of one and one-fourth days per month. Sick leave accumulates to a maximum of 295 days for all employees. Teaching employees upon retirement who have taught 10 or more years in Collins Career Center are paid one-fourth of the total sick leave accumulation up to a maximum of 50 days. Administrative personnel and non-teaching employees are paid one-fourth of the total sick leave accumulation up to a maximum of 50 days. Teaching employees, administrative personnel and non-teaching employees who have been employed in the Center for 10 years or more, upon retirement, and have accrued unused sick leave credit of 200 days or more shall be paid an attendance bonus of

Collins Career Center
Notes to the Basic Financial Statements
For the Fiscal Year Ended June 30, 2023

an additional 10 days above the maximum of 50 days and shall receive an extra bonus of one additional day for each year of service after the tenth year of service.

Life Insurance and Health Care Benefits

The Center provides life insurance and accidental death and dismemberment insurance to all classified and full-time administrative employees through The Guardian in the amount of \$40,000.

Health insurance is provided by Anthem Blue Cross/Blue Shield. The Center offers two options. For option 1, premiums for this coverage are \$2,401.59 for family coverage and \$972.30 for single coverage per month. The Center pays 80% of the family coverage premium and 82.5% of the single coverage premium. For option 2, premiums for this coverage are \$1,834.32 for family coverage and \$742.64 for single coverage per month. The Center pays 80% of the family coverage premium and 82.5% of the single coverage premium. For option 3, premiums for this coverage are \$1,767.27 for family coverage and \$715.50 for single coverage per month. The Center pays 80% of the family coverage premium and 82.5% of the single coverage premium.

Vision insurance is provided by The Guardian. Premiums for this coverage are \$17.70 per month. The Center pays 100% of the premium for single plans and \$8.23 of the premium for family plans with the employee paying the remainder of \$9.47.

Dental insurance is provided by The Guardian. Premiums for this coverage are \$73.04 per month. The Center pays 100% of the premium for single plans and \$21.07 of the premium for family plans with the employee paying the remainder of \$51.97.

Note 12 - Defined Benefit Pension Plans

The Statewide retirement systems provide both pension benefits and other postemployment benefits (OPEB).

Net Pension Liability/Net OPEB Liability (Asset)

The net pension/OPEB liability (asset) reported on the statement of net position represents a liability to (asset for) employees for pensions/OPEB. Pensions and OPEB are a component of exchange transactions—between an employer and its employees—of salaries and benefits for employee services. Pensions/OPEB are provided to an employee—on a deferred-payment basis—as part of the total compensation package offered by an employer for employee services each financial period.

The net pension/OPEB liability (asset) represents the Center's proportionate share of each pension/OPEB plan's collective actuarial present value of projected benefit payments attributable to past periods of service, net of each pension/OPEB plan's fiduciary net position. The net pension/OPEB liability (asset) calculation is dependent on critical long-term variables, including estimated average life expectancies, earnings on investments, cost of living adjustments and others. While these estimates use the best information available, unknowable future events require adjusting these estimates annually.

The Ohio Revised Code limits the Center's obligation for these liabilities to annually required payments. The Center cannot control benefit terms or the manner in which pensions/OPEB are financed; however, the Center does receive the benefit of employees' services in exchange for compensation including pension and OPEB.

GASB 68/75 assumes the liability is solely the obligation of the employer, because (1) they benefit from employee services; and (2) State statute requires funding to come from these employers. All pension contributions to date have come solely from these employers (which also includes pension costs paid in the form of withholdings from employees). The retirement systems may allocate a portion of the employer contributions to provide for these OPEB benefits. In addition, health care plan enrollees pay a portion of the health care costs in the form of a monthly

Collins Career Center
Notes to the Basic Financial Statements
For the Fiscal Year Ended June 30, 2023

premium. State statute requires the retirement systems to amortize unfunded pension liabilities within 30 years. If the pension amortization period exceeds 30 years, each retirement system’s board must propose corrective action to the State legislature. Any resulting legislative change to benefits or funding could significantly affect the net pension/OPEB liability (asset). Resulting adjustments to the net pension/OPEB liability (asset) would be effective when the changes are legally enforceable. The Ohio Revised Code permits but does not require the retirement systems to provide healthcare to eligible benefit recipients.

The proportionate share of each plan’s unfunded benefits is presented as a long-term net pension/OPEB liability (asset) on the accrual basis of accounting. Any liability for the contractually-required pension/OPEB contribution outstanding at the end of the year is included in intergovernmental payable on both the accrual and modified accrual bases of accounting.

The remainder of this note includes the required pension disclosures. See note 10 for the required OPEB disclosures.

School Employees Retirement System (SERS)

Plan Description – The Center’s nonteaching employees participate in SERS, a cost-sharing multiple-employer defined benefit pension plan administered by SERS. SERS provides retirement, disability and survivor benefits, and death benefits to plan members and beneficiaries. Authority to establish and amend benefits is provided by Ohio Revised Code Chapter 3309. SERS issues a publicly available, stand-alone financial report that includes financial statements, required supplementary information, and detailed information about SERS’ fiduciary net position. That report can be obtained by visiting the SERS website at www.ohsers.org under employers/audit resources.

Age and service requirements for retirement are as follows:

	Eligible to Retire on or before August 1, 2017 *	Eligible to Retire on or after August 1, 2017
Full Benefits	Any age with 30 years of service credit	Age 67 with 10 years of service credit; or Age 57 with 30 years of service credit
Actuarially Reduced Benefits	Age 60 with 5 years of service credit Age 55 with 25 years of service credit	Age 62 with 10 years of service credit; or Age 60 with 25 years of service credit

* Members with 25 years of service credit as of August 1, 2017, will be included in this plan.

Annual retirement benefits are calculated based on final average salary multiplied by a percentage that varies based on years of service; 2.2 percent for the first thirty years of service and 2.5 percent for years of service credit over 30. Final average salary is the average of the highest three years of salary.

An individual whose benefit effective date is before April 1, 2018, is eligible for a cost of living adjustment (COLA) on the first anniversary date of the benefit. New benefit recipients must wait until the fourth anniversary of their benefit for COLA eligibility. The COLA is added each year to the base benefit amount on the anniversary date of the benefit. The COLA is indexed to the percentage increase in the CPI-W, not to exceed 2.5 percent and with a floor of 0 percent. A three-year COLA suspension was in effect for all benefit recipients for the years 2018, 2019, and 2020. The Retirement Board approved a 2.5 percent COLA for calendar year 2023.

Funding Policy – Plan members are required to contribute 10 percent of their annual covered salary and the Center is required to contribute 14 percent of annual covered payroll. The contribution requirements of plan members and employers are established and may be amended by the SERS’ Retirement Board up to statutory maximum amounts of 10 percent for plan members and 14 percent for employers. The Retirement Board, acting with the advice of the actuary, allocates the employer contribution rate among four of the System’s funds (Pension Trust Fund, Death

Collins Career Center
Notes to the Basic Financial Statements
For the Fiscal Year Ended June 30, 2023

Benefit Fund, Medicare B Fund, and Health Care Fund). For the fiscal year ended June 30, 2023, the allocation to pension, death benefits, and Medicare B was 14.0 percent. For fiscal year 2023, the Retirement Board did not allocate any employer contribution to the Health Care Fund.

The Center's contractually required contributions to SERS were \$198,330 for fiscal year 2023. Of this amount, \$15,683 was reported as an intergovernmental payable.

State Teachers Retirement System (STRS)

Plan Description – Center licensed teachers and other certified faculty members participate in STRS Ohio, a cost-sharing multiple-employer public employee retirement system administered by STRS. STRS provides retirement and disability benefits to members and death and survivor benefits to beneficiaries. STRS issues a stand-alone financial report that includes financial statements, required supplementary information, and detailed information about STRS' fiduciary net position. That report can be obtained by writing to STRS, 275 E. Broad St., Columbus, OH 43215-3771, by calling (888) 227-7877, or by visiting the STRS website at www.strsoh.org.

New members have a choice of three retirement plans; a Defined Benefit (DB) Plan, a Defined Contribution (DC) Plan, and a Combined Plan. Benefits are established by Ohio Revised Code Chapter 3307.

The DB plan offers an annual retirement allowance based on final average salary multiplied by a percentage that varies based on years of service. Effective August 1, 2015, the calculation is 2.2 percent of final average salary for the five highest years of earnings multiplied by all years of service. In April 2017, the Retirement Board made the decision to reduce COLA granted on or after July 1, 2017, to 0 percent upon a determination by its actuary that it was necessary to preserve the fiscal integrity of the retirement system. Benefit recipients' base benefit and past cost-of-living increases are not affected by this change. Effective July 1, 2022, an ad-hoc COLA of 3 percent of the base benefit was granted to eligible benefit recipients to begin on the anniversary of their retirement benefit in fiscal year 2023 as long as they retired prior to July 1, 2018. Eligibility changes will be phased in until August 1, 2023, when retirement eligibility for unreduced benefits will be five years of service credit and age 65, or 35 years of service credit and at least age 60.

Eligibility changes for DB Plan members who retire with actuarially reduced benefits will be phased in until August 1, 2023, when retirement eligibility will be five years of qualifying service credit and age 60, or 30 years of service credit regardless of age.

The DC Plan allows members to place all their member contributions and 9.53 percent of the 14 percent employer contributions into an investment account. The member determines how to allocate the member and employer money among various investment choices offered by STRS. The remaining 4.47 percent of the 14 percent employer rate is allocated to the defined benefit unfunded liability. A member is eligible to receive a retirement benefit at age 50 and termination of employment. The member may elect to receive a lifetime monthly annuity or a lump sum withdrawal.

The Combined Plan offers features of both the DB Plan and the DC Plan. In the Combined Plan, 12 percent of the 14 percent member rate is deposited into the member's DC account and the remaining 2 percent is applied to the DB Plan. Member contributions to the DC Plan are allocated among investment choices by the member, and contributions to the DB Plan from the employer and the member are used to fund the defined benefit payment at a reduced level from the regular DB Plan. The defined benefit portion of the Combined Plan payment is payable to a member on or after age 60 with five years of service. The defined contribution portion of the account may be taken as a lump sum payment or converted to a lifetime monthly annuity at age 50 and after termination of employment.

New members who choose the DC plan or Combined Plan will have another opportunity to reselect a permanent plan during their fifth year of membership. Members may remain in the same plan or transfer to another STRS plan. The optional annuitization of a member's defined contribution account or the defined contribution portion of a

Collins Career Center
Notes to the Basic Financial Statements
For the Fiscal Year Ended June 30, 2023

member's Combined Plan account to a lifetime benefit results in STRS bearing the risk of investment gain or loss on the account. STRS has therefore included all three plan options as one defined benefit plan for GASB 68 reporting purposes.

A DB or Combined Plan member with five or more years of credited service who is determined to be disabled may qualify for a disability benefit. New members on or after July 1, 2013, must have at least ten years of qualifying service credit to apply for disability benefits. Members in the DC Plan who become disabled are entitled only to their account balance. Eligible survivors of members who die before service retirement may qualify for monthly benefits. If a member of the DC Plan dies before retirement benefits begin, the member's designated beneficiary is entitled to receive the member's account balance.

Funding Policy – Employer and member contribution rates are established by the State Teachers Retirement Board and limited by Chapter 3307 of the Ohio Revised Code. The fiscal year 2023 employer and employee contribution rate of 14 percent was equal to the statutory maximum rates. For fiscal year 2023, the full employer contribution was allocated to pension.

The Center's contractually required contributions to STRS were \$979,189 for fiscal year 2023. Of this amount, \$74,038 is reported as an intergovernmental payable.

Pension Liabilities, Pension Expense, and Deferred Outflows of Resources and Deferred Inflows of Resources Related to Pensions

The net pension liability was measured as of June 30, 2022 and the total pension liability used to calculate the net pension liability was determined by an actuarial valuation as of that date. The Center's proportion of the net pension liability was based on the Center's share of contributions to the pension plan relative to the contributions of all participating entities. Following is information related to the proportionate share and pension expense:

	<u>SERS</u>	<u>STRS</u>	<u>Total</u>
Proportion of the Net Pension Liability			
Current Measurement Date	0.03764490%	0.050900640%	
Proportion of the Net Pension Liability			
Prior Measurement Date	<u>0.03702640%</u>	<u>0.051515973%</u>	
Change in Proportionate Share	<u>0.00061850%</u>	<u>-0.000615333%</u>	
Proportionate Share of the Net			
Pension Liability	\$2,036,129	\$11,315,276	\$13,351,405
Pension Expense	\$93,970	\$1,072,390	\$1,166,360

The remainder of this page was intentionally left blank.

Collins Career Center
Notes to the Basic Financial Statements
For the Fiscal Year Ended June 30, 2023

At June 30, 2023, the Center reported deferred outflows of resources and deferred inflows of resources related to pensions from the following sources:

	<u>SERS</u>	<u>STRS</u>	<u>Total</u>
<i>Deferred Outflows of Resources</i>			
Differences between expected and actual experience	\$82,463	\$144,847	\$227,310
Changes of assumptions	20,091	1,354,100	1,374,191
Net difference between projected and actual earnings on pension plan investments	0	393,749	393,749
Changes in proportion and differences between Center contributions and proportionate share of contributions	14,128	0	14,128
Center contributions subsequent to the measurement date	<u>198,330</u>	<u>979,189</u>	<u>1,177,519</u>
Total Deferred Outflows of Resources	<u><u>\$315,012</u></u>	<u><u>\$2,871,885</u></u>	<u><u>\$3,186,897</u></u>
<i>Deferred Inflows of Resources</i>			
Differences between expected and actual experience	\$13,367	\$43,284	\$56,651
Changes of assumptions	0	1,019,247	1,019,247
Net difference between projected and actual earnings on pension plan investments	71,053	0	71,053
Changes in proportion and differences between Center contributions and proportionate share of contributions	<u>3,632</u>	<u>532,303</u>	<u>535,935</u>
Total Deferred Inflows of Resources	<u><u>\$88,052</u></u>	<u><u>\$1,594,834</u></u>	<u><u>\$1,682,886</u></u>

\$1,177,519 reported as deferred outflows of resources related to pension resulting from Center contributions subsequent to the measurement date will be recognized as a reduction of the net pension liability in the year ending June 30, 2024. Other amounts reported as deferred outflows of resources and deferred inflows of resources related to pension will be recognized in pension expense as follows:

	<u>SERS</u>	<u>STRS</u>	<u>Total</u>
Fiscal Year Ending June 30:			
2024	\$11,971	(\$194,871)	(\$182,900)
2025	98	(205,491)	(205,393)
2026	(101,499)	(449,328)	(550,827)
2027	<u>118,060</u>	<u>1,147,552</u>	<u>1,265,612</u>
Total	<u><u>\$28,630</u></u>	<u><u>\$297,862</u></u>	<u><u>\$326,492</u></u>

Actuarial Assumptions - SERS

SERS' total pension liability was determined by their actuaries in accordance with GASB Statement No. 67, as part of their annual actuarial valuation for each defined benefit retirement plan. Actuarial valuations of an ongoing plan involve estimates of the value of reported amounts (e.g., salaries, credited service) and assumptions about the probability of occurrence of events far into the future (e.g., mortality, disabilities, retirements, employment

Collins Career Center
Notes to the Basic Financial Statements
For the Fiscal Year Ended June 30, 2023

termination). Actuarially determined amounts are subject to continual review and potential modifications, as actual results are compared with past expectations and new estimates are made about the future.

Projections of benefits for financial reporting purposes are based on the substantive plan (the plan as understood by the employers and plan members) and include the types of benefits provided at the time of each valuation and the historical pattern of sharing benefit costs between the employers and plan members to that point. The projection of benefits for financial reporting purposes does not explicitly incorporate the potential effects of legal or contractual funding limitations.

Actuarial calculations reflect a long-term perspective. For a newly hired employee, actuarial calculations will take into account the employee's entire career with the employer and also take into consideration the benefits, if any, paid to the employee after termination of employment until the death of the employee and any applicable contingent annuitant. In many cases actuarial calculations reflect several decades of service with the employer and the payment of benefits after termination.

Key methods and assumptions used in calculating the total pension liability in the latest actuarial valuation, prepared as of June 30, 2022 are presented below:

Inflation	2.4 percent
Future Salary Increases, including inflation COLA or Ad Hoc COLA	3.25 percent to 13.58 percent 2.0 percent, on or after April 1, 2018, COLAs for future retirees will be delayed for three years following commencement
Investment Rate of Return	7.00 percent net of System expenses
Actuarial Cost Method	Entry Age Normal (Level Percent of Payroll)

Mortality rates were based on the PUB-2010 General Employee Amount Weight Below Median Healthy Retiree mortality table projected to 2017 with ages set forward 1 year and adjusted 94.20 percent for males and set forward 2 years and adjusted 81.35 percent for females. Mortality among disabled members were based upon the PUB-2010 General Disabled Retiree mortality table projected to 2017 with ages set forward 5 years and adjusted 103.3 percent for males and set forward 3 years and adjusted 106.8 percent for females. Future improvement in mortality rates is reflected by applying the MP-2020 projection scale generationally.

The most recent experience study was completed for the five year period ended June 30, 2020.

The long-term return expectation for the Pension Plan Investments has been determined by using a building-block approach and assumes a time horizon, as defined in SERS' Statement of Investment Policy. A forecasted rate of inflation serves as the baseline for the return expectation. Various real return premiums over the baseline inflation rate have been established for each asset class. The long-term expected nominal rate of return has been determined by calculating an arithmetic weighted average of the expected real return premiums for each asset class, adding the projected inflation rate, and adding the expected return from rebalancing uncorrelated asset classes.

Collins Career Center
Notes to the Basic Financial Statements
For the Fiscal Year Ended June 30, 2023

<u>Asset Class</u>	<u>Target Allocation</u>	<u>Long-Term Expected Real Rate of Return</u>
Cash	2.00 %	(0.45) %
US Equity	24.75	5.37
Non-US Equity Developed	13.50	6.22
Non-US Equity Emerging	6.75	8.22
Fixed Income/Global Bonds	19.00	1.20
Private Equity	11.00	10.05
Real Estate/Real Assets	16.00	4.87
Multi-Asset Strategy	4.00	3.39
Private Debt/Private Credit	3.00	5.38
Total	<u>100.00 %</u>	

Discount Rate The total pension liability was calculated using the discount rate of 7.00 percent. The projection of cash flows used to determine the discount rate assumed the contributions from employers and from the members would be computed based on contribution requirements as stipulated by State statute. Projected inflows from investment earnings were calculated using the long-term assumed investment rate of return (7.00 percent). Based on those assumptions, the plan's fiduciary net position was projected to be available to make all future benefit payments of current plan members. Therefore, the long-term expected rate of return on pension plan investments was applied to all periods of projected benefits to determine the total pension liability.

Sensitivity of the Center's Proportionate Share of the Net Pension Liability to Changes in the Discount Rate Net pension liability is sensitive to changes in the discount rate, and to illustrate the potential impact the following table presents the net pension liability calculated using the discount rate of 7.00 percent, as well as what each plan's net pension liability would be if it were calculated using a discount rate that is one percentage point lower (6.00 percent), or one percentage point higher (8.00 percent) than the current rate.

	1% Decrease (6.00%)	Current Discount Rate (7.00%)	1% Increase (8.00%)
Center's proportionate share of the net pension liability	\$2,997,085	\$2,036,129	\$1,226,537

Actuarial Assumptions - STRS

Key methods and assumptions used in the June 30, 2022 actuarial valuation are presented below:

Inflation	2.50 percent
Salary increases	From 2.5 percent to 12.5 percent based on service
Investment Rate of Return	7.00 percent, net of investment expenses, including inflation
Discount Rate of Return	7.00 percent
Payroll Increases	3.00 percent
Cost-of-Living Adjustments (COLA)	0.0 percent, effective July 1, 2017

For 2022, post-retirement mortality rates are based on the Pub-2010 Teachers Healthy Annuitant Mortality Table, adjusted 110 percent for males, projected forward generationally using mortality improvement scale MP-2020. Pre-retirement mortality rates are based on Pub-2010 Teachers Employee Table adjusted 95 percent for females,

Collins Career Center
Notes to the Basic Financial Statements
For the Fiscal Year Ended June 30, 2023

projected forward generationally using mortality improvement scale MP-2020. Post-retirement disabled mortality rates are based on Pub-2010 Teachers Disable Annuitant Table projected forward generationally using mortality improvement scale MP-2020.

For 2021, post-retirement mortality rates are based on RP-2014 Annuitant Mortality Table with 50 percent of rates through age 69, 70 percent of rates between ages 70 and 79, 90 percent of rates between ages 80 and 84, and 100 percent of rates, thereafter, projected forward generationally using mortality improvement scale MP-2016. Pre-retirement mortality rates are based on RP-2014 Employee Mortality Table, projected forward generationally using mortality improvement scale MP-2016. Post-retirement disabled mortality rates are based on the RP-2014 Disabled Mortality Table with 90 percent of rates for males and 100 percent of rates for females, projected forward generationally using mortality improvement scale MP-2016.

Actuarial assumptions used in the June 30, 2022, valuation are based on the results of an actuarial experience study for the period July 1, 2015, through June 30, 2021. An actuarial experience study is done on a quinquennial basis.

STRS' investment consultant develops an estimate range for the investment return assumption based on the target allocation adopted by the Retirement Board. The target allocation and long-term expected rate of return for each major asset class are summarized as follows:

Asset Class	Target Allocation *	Long-Term Expected Rate of Return **
Domestic Equity	26.00%	6.60%
International Equity	22.00	6.80
Alternatives	19.00	7.38
Fixed Income	22.00	1.75
Real Estate	10.00	5.75
Liquidity Reserves	1.00	1.00
Total	100.00%	

*Target allocation percentage is effective July 1, 2022. Target weights were phased in over a 3 month period concluding on October 1, 2022.

**10 year annualized geometric nominal returns, which include the real rate of return and inflation of 2.25 percent, and is net of investment expenses. Over a 30-year period, STRS' investment consultant indicates that the above target allocations should generate a return above the actuarial rate of return, without net value added by management.

Discount Rate The discount rate used to measure the total pension liability was 7.00 percent. The projection of cash flows used to determine the discount rate assumes that member and employer contributions will be made at the statutory contribution rates in accordance with rate increases described above. For this purpose, only employer contributions that are intended to fund benefits of current plan members and their beneficiaries are included. Based on those assumptions, STRS' fiduciary net position was projected to be available to make all projected future benefit payments to current plan members as of June 30, 2022. Therefore, the long-term expected rate of return on pension plan investments of 7.00 percent was applied to all periods of projected benefit payment to determine the total pension liability as of June 30, 2022.

Sensitivity of the Center's Proportionate Share of the Net Pension Liability to Changes in the Discount Rate The following table presents the Center's proportionate share of the net pension liability calculated using the current period discount rate assumption of 7.00 percent, as well as what the Center's proportionate share of the net pension liability would be if it were calculated using a discount rate that is one-percentage-point lower (6.00 percent) or one-percentage-point higher (8.00 percent) than the current rate:

Collins Career Center
Notes to the Basic Financial Statements
For the Fiscal Year Ended June 30, 2023

	1% Decrease (6.00%)	Current Discount Rate (7.00%)	1% Increase (8.00%)
Center's proportionate share of the net pension liability	\$17,093,263	\$11,315,276	\$6,428,888

Note 13 – Defined Benefit OPEB Plans

See note 12 for a description of the net OPEB liability (asset).

School Employees Retirement System (SERS)

Health Care Plan Description - The Center contributes to the SERS Health Care Fund, administered by SERS for non-certificated retirees and their beneficiaries. For GASB 75 purposes, this plan is considered a cost-sharing other postemployment benefit (OPEB) plan. SERS' Health Care Plan provides healthcare benefits to eligible individuals receiving retirement, disability, and survivor benefits, and to their eligible dependents. Members who retire after June 1, 1986, need 10 years of service credit, exclusive of most types of purchased credit, to qualify to participate in SERS' health care coverage. The following types of credit purchased after January 29, 1981 do not count toward health care coverage eligibility: military, federal, out-of-state, municipal, private school, exempted, and early retirement incentive credit. In addition to age and service retirees, disability benefit recipients and beneficiaries who are receiving monthly benefits due to the death of a member or retiree, are eligible for SERS' health care coverage. Most retirees and dependents choosing SERS' health care coverage are over the age of 65 and therefore enrolled in a fully insured Medicare Advantage plan; however, SERS maintains a traditional, self-insured preferred provider organization for its non-Medicare retiree population. For both groups, SERS offers a self-insured prescription drug program. Health care is a benefit that is permitted, not mandated, by statute. The financial report of the Plan is included in the SERS Annual Comprehensive Financial Report which can be obtained on SERS' website at www.ohsers.org under Employers/Audit Resources.

Access to health care for retirees and beneficiaries is permitted in accordance with Section 3309 of the Ohio Revised Code. SERS' Retirement Board reserves the right to change or discontinue any health plan or program. Active employee members do not contribute to the Health Care Plan. The SERS Retirement Board established the rules for the premiums paid by the retirees for health care coverage for themselves and their dependents or for their surviving beneficiaries. Premiums vary depending on the plan selected, qualified years of service, Medicare eligibility, and retirement status.

Funding Policy - State statute permits SERS to fund the health care benefits through employer contributions. Each year, after the allocation for statutorily required pensions and benefits, the Retirement Board may allocate the remainder of the employer contribution of 14 percent of covered payroll to the Health Care Fund in accordance with the funding policy. For fiscal year 2023, no allocation was made to health care. An additional health care surcharge on employers is collected for employees earning less than an actuarially determined minimum compensation amount, pro-rated if less than a full year of service credit was earned. For fiscal year 2023, this amount was \$25,000. Statutes provide that no employer shall pay a health care surcharge greater than 2 percent of that employer's SERS-covered payroll; nor may SERS collect in aggregate more than 1.5 percent of the total statewide SERS-covered payroll for the health care surcharge. For fiscal year 2023, the Center's surcharge obligation was \$16,173.

The surcharge, added to the allocated portion of the 14 percent employer contribution rate is the total amount assigned to the Health Care Fund. The Center's contractually required contribution to SERS for health care was \$16,173 for fiscal year 2023. Of this amount, \$16,173 was reported as an intergovernmental payable.

Collins Career Center
Notes to the Basic Financial Statements
For the Fiscal Year Ended June 30, 2023

State Teachers Retirement System (STRS)

Plan Description – The State Teachers Retirement System of Ohio (STRS) administers a cost-sharing Health Plan administered for eligible retirees who participated in the defined benefit or combined pension plans offered by STRS. Ohio law authorizes STRS to offer this plan. Benefits include hospitalization, physicians’ fees, prescription drugs and partial reimbursement of monthly Medicare Part B premiums. The Plan is included in the report of STRS which can be obtained by visiting www.strsoh.org or by calling (888) 227-7877.

Funding Policy – Ohio Revised Code Chapter 3307 authorizes STRS to offer the Plan and gives the Retirement Board discretionary authority over how much, if any, of the health care costs will be absorbed by STRS. Active employee members do not contribute to the Health Care Plan. All benefit recipients pay a portion of the health care costs in the form of a monthly premium. Under Ohio law, funding for post-employment health care may be deducted from employer contributions, currently 14 percent of covered payroll. For the fiscal year ended June 30, 2023, STRS did not allocate any employer contributions to post-employment health care.

Net OPEB Liability (Asset), OPEB Expense, and Deferred Outflows of Resources and Deferred Inflows of Resources Related to OPEB

The net OPEB liability (asset) was measured as of June 30, 2022, and the total OPEB liability used to calculate the net OPEB liability (asset) was determined by an actuarial valuation as of that date. The Center's proportion of the net OPEB liability (asset) was based on the Center's share of contributions to the respective retirement systems relative to the contributions of all participating entities. Following is information related to the proportionate share and OPEB expense (gain):

	SERS	STRS	Total
Proportion of the Net OPEB Liability (Asset)			
Current Measurement Date	0.03679060%	0.050900640%	
Proportion of the Net OPEB Liability (Asset)			
Prior Measurement Date	0.03610310%	0.051515973%	
Change in Proportionate Share	0.00068750%	-0.000615333%	
Proportionate Share of the Net OPEB Liability	\$516,544	\$0	\$516,544
Proportionate Share of the Net OPEB Asset	\$0	(\$1,317,986)	(\$1,317,986)
OPEB Expense (Gain)	(\$55,204)	(\$239,246)	(\$294,450)

The remainder of this page was intentionally left blank.

Collins Career Center
Notes to the Basic Financial Statements
For the Fiscal Year Ended June 30, 2023

At June 30, 2023, the Center reported deferred outflows of resources and deferred inflows of resources related to OPEB from the following sources:

	<u>SERS</u>	<u>STRS</u>	<u>Total</u>
<i>Deferred Outflows of Resources</i>			
Differences between expected and actual experience	\$4,342	\$19,107	\$23,449
Changes of assumptions	82,162	56,141	138,303
Net difference between projected and actual earnings on pension plan investments	2,684	22,946	25,630
Changes in proportionate share and difference between Center contributions and proportionate share of contributions	22,069	3,445	25,514
Center contributions subsequent to the measurement date	16,173	0	16,173
Total Deferred Outflows of Resources	<u>\$127,430</u>	<u>\$101,639</u>	<u>\$229,069</u>
<i>Deferred Inflows of Resources</i>			
Differences between expected and actual experience	\$330,419	\$197,936	\$528,355
Changes of assumptions	212,046	934,578	1,146,624
Changes in proportionate share and difference between Center contributions and proportionate share of contributions	53,047	10,377	63,424
Total Deferred Inflows of Resources	<u>\$595,512</u>	<u>\$1,142,891</u>	<u>\$1,738,403</u>

\$16,173 reported as deferred outflows of resources related to OPEB resulting from Center contributions subsequent to the measurement date will be recognized as a reduction of the net OPEB liability or increase in the net OPEB asset in the fiscal year ending June 30, 2024. Other amounts reported as deferred outflows of resources and deferred inflows of resources related to OPEB will be recognized in OPEB expense as follows:

	<u>SERS</u>	<u>STRS</u>	<u>Total</u>
Fiscal Year Ending June 30:			
2024	(\$123,810)	(\$304,025)	(\$427,835)
2025	(110,456)	(302,396)	(412,852)
2026	(91,682)	(142,840)	(234,522)
2027	(59,753)	(59,036)	(118,789)
2028	(38,558)	(77,105)	(115,663)
Thereafter	(59,996)	(155,850)	(215,846)
Total	<u>(\$484,255)</u>	<u>(\$1,041,252)</u>	<u>(\$1,525,507)</u>

Actuarial Assumptions - SERS

The total OPEB liability is determined by SERS' actuaries in accordance with GASB Statement No. 74, as part of their annual actuarial valuation for each retirement plan. Actuarial valuations of an ongoing plan involve estimates of the value of reported amounts (e.g., salaries, credited service) and assumptions about the probability of occurrence of events far into the future (e.g., mortality, disabilities, retirements, employment terminations).

Collins Career Center
Notes to the Basic Financial Statements
For the Fiscal Year Ended June 30, 2023

Actuarially determined amounts are subject to continual review and potential modifications, as actual results are compared with past expectations and new estimates are made about the future.

Projections of benefits for financial reporting purposes are based on the substantive plan (the plan as understood by the employers and plan members) and include the types of benefits provided at the time of each valuation and the historical pattern of sharing benefit costs between the employers and plan members to that point. The projection of benefits for financial reporting purposes does not explicitly incorporate the potential effects of legal or contractual funding limitations.

Actuarial calculations reflect a long-term perspective. For a newly hired employee, actuarial calculations will take into account the employee's entire career with the employer and also take into consideration the benefits, if any, paid to the employee after termination of employment until the death of the employee and any applicable contingent annuitant. In many cases, actuarial calculations reflect several decades of service with the employer and the payment of benefits after termination.

Key methods and assumptions used in calculating the total OPEB liability in the latest actuarial valuation date of June 30, 2022 are presented below:

Inflation	2.40 percent
Future Salary Increases, including inflation	
Wage Increases	3.25 percent to 13.58 percent
Investment Rate of Return	7.00 percent, net of investment expenses, including inflation
Fiduciary Net Position is Projected to be Depleted	2044
Municipal Bond Index Rate:	
Measurement Date	3.69 percent
Prior Measurement Date	1.92 percent
Single Equivalent Interest Rate, net of plan investment expense, including price inflation	
Measurement Date	4.08 percent
Prior Measurement Date	2.27 percent
Health Care Cost Trend Rate	
Medicare	5.125 to 4.40 percent
Pre-Medicare	6.75 to 4.40 percent
Medical Trend Assumption	7.00 to 4.40 percent

Mortality rates among healthy retirees were based on the PUB-2010 General Employee Amount Weighted Below Median Healthy Retiree mortality table projected to 2017 with ages set forward 1 year and adjusted 94.20 percent for males and set forward 2 years and adjusted 81.35 percent for females. Mortality among disabled members were based upon the PUB-2010 General Disabled Retiree mortality table projected to 2017 with ages set forward 5 years and adjusted 103.3 percent for males and set forward 3 years and adjusted 106.8 percent for females. Mortality rates for contingent survivors were based on PUB-2010 General Amount Weighted Below Median Contingent Survivor mortality table projected to 2017 with ages set forward 1 year and adjusted 105.5 percent for males and adjusted 122.5 percent for females. Mortality rates for actives is based on PUB-2010 General Amount Weighted Below Median Employee mortality table.

The most recent experience study was completed for the five year period ended June 30, 2020.

Collins Career Center
Notes to the Basic Financial Statements
For the Fiscal Year Ended June 30, 2023

The long-term expected rate of return on plan assets is reviewed as part of the actuarial five-year experience study. The most recent study covers fiscal years 2016 through 2020 and was adopted by the Board in 2021. Several factors are considered in evaluating the long-term rate of return assumption including long-term historical data, estimates inherent in current market data, and a log-normal distribution analysis in which best-estimate ranges of expected future real rates of return were developed by the investment consultant for each major asset class. These ranges were combined to produce the long-term expected rate of return, 7.00 percent, by weighting the expected future real rates of return by the target asset allocation percentage and then adding expected inflation. The capital market assumptions developed by the investment consultant are intended for use over a 10-year horizon and may not be useful in setting the long-term rate of return for funding pension plans which covers a longer timeframe. The assumption is intended to be a long-term assumption and is not expected to change absent a significant change in the asset allocation, a change in the inflation assumption, or a fundamental change in the market that alters expected returns in future years.

The target asset allocation and best estimates of arithmetic real rates of return for each major asset class, as used in the June 30, 2020 five-year experience study, are summarized as follows:

<u>Asset Class</u>	<u>Target Allocation</u>	<u>Long-Term Expected Real Rate of Return</u>
Cash	2.00 %	(0.45) %
US Equity	24.75	5.37
Non-US Equity Developed	13.50	6.22
Non-US Equity Emerging	6.75	8.22
Fixed Income/Global Bonds	19.00	1.20
Private Equity	11.00	10.05
Real Estate/Real Assets	16.00	4.87
Multi-Asset Strategy	4.00	3.39
Private Debt/Private Credit	3.00	5.38
Total	<u>100.00 %</u>	

Discount Rate The discount rate used to measure the total OPEB liability at June 30, 2022 was 4.08 percent. The discount rate used to measure total OPEB liability at June 30, 2021 was 2.27 percent. The projection of cash flows used to determine the discount rate assumed that contributions will be made from members and the System at the contribution rate of 1.50 percent of projected covered payroll each year, which includes a 1.50 percent payroll surcharge and no contributions from the basic benefits plan. Based on these assumptions, the OPEB plan's fiduciary net position was projected to become insufficient to make all projected future benefit payments of current System members by SERS actuaries. The Municipal Bond Index Rate is used in the determination of the SEIR for both the June 30, 2022 and the June 30, 2021 total OPEB liability. The Municipal Bond Index rate is the single rate that will generate a present value of benefit payments equal to the sum of the present value determined by the long-term expected rate of return, and the present value determined by discounting those benefits after the date of depletion. The Municipal Bond Index Rate is 3.69 percent at June 30, 2022 and 1.92 percent at June 30, 2021.

Sensitivity of the Center's Proportionate Share of the Net OPEB Liability to Changes in the Discount Rate and Changes in the Health Care Cost Trend Rates The net OPEB liability is sensitive to changes in the discount rate and the health care cost trend rate. The following table presents the net OPEB liability of SERS, what SERS' net OPEB liability would be if it were calculated using a discount rate that is 1 percentage point lower (3.08%) and higher (5.08%) than the current discount rate (4.08%). Also shown is what SERS' net OPEB liability would be based on health care cost trend rates that are 1 percentage point lower (6.00% decreasing to 3.40%) and higher (8.00% decreasing to 5.40%) than the current rate.

Collins Career Center
Notes to the Basic Financial Statements
For the Fiscal Year Ended June 30, 2023

	1% Decrease (3.08%)	Current Discount Rate (4.08%)	1% Increase (5.08%)
Center's proportionate share of the net OPEB liability	\$641,555	\$516,544	\$415,626

	1% Decrease (6.00% decreasing to 3.40%)	Current Trend Rate (7.00% decreasing to 4.40%)	1% Increase (8.00% decreasing to 5.40%)
Center's proportionate share of the net OPEB liability	\$398,348	\$516,544	\$670,927

Actuarial Assumptions – STRS

Key methods and assumptions used in the June 30, 2022, actuarial valuation and the June 30, 2021, actuarial valuation are presented below:

	June 30, 2022	June 30, 2021
Projected salary increases	Varies by service from 2.5 percent to 8.5 percent	Varies by age from 2.5 percent to 12.50 percent
Investment Rate of Return	7.00 percent, net of investment expenses, including inflation	7.00 percent, net of investment expenses, including inflation
Payroll Increases	3 percent	3 percent
Discount Rate of Return	7.00 percent	7.00 percent
Health Care Cost Trends		
Medical		
Pre-Medicare	7.50 percent initial 3.94 percent ultimate	5.00 percent initial 4 percent ultimate
Medicare	-68.78 percent initial 3.94 percent ultimate	-16.18 percent initial 4 percent ultimate
Prescription Drug		
Pre-Medicare	9.00 percent initial 3.94 percent ultimate	6.50 percent initial 4 percent ultimate
Medicare	-5.47 percent initial 3.94 percent ultimate	29.98 percent initial 4 percent ultimate

Projections of benefits include the historical pattern of sharing benefit costs between the employers and retired plan members.

For 2022, healthy retirees post-retirement mortality rates are based on the Pub-2010 Teachers Healthy Annuitant Mortality Table, adjusted 110 percent for males, projected forward generationally using mortality improvement scale MP-2020; pre-retirement mortality rates are based on Pub-2010 Teachers Employee Table adjusted 95 percent for females, projected forward generationally using mortality improvement scale MP-2020. For disabled retirees, mortality rates are based on the Pub-2010 Teachers Disabled Annuitant Table projected forward generationally using mortality improvement scale MP-2020.

For 2021, healthy retirees the mortality rates are based on the RP-2014 Annuitant Mortality Table with 50 percent of rates through age 69, 70 percent of rates between ages 70 and 79, 90 percent of rates between ages 80 and 84, and 100 percent of rates thereafter, projected forward generationally using mortality improvement scale MP-2016. For

Collins Career Center
Notes to the Basic Financial Statements
For the Fiscal Year Ended June 30, 2023

disabled retirees, mortality rates are based on the RP-2014 Disabled Mortality Table with 90 percent of rates for males and 100 percent of rates for females, projected forward generationally using mortality improvement scale MP-2016.

Actuarial assumptions used in the June 30, 2022, valuation are based on the results of an actuarial experience study for the period July 1, 2015 through June 30, 2021. An actuarial experience study is done on a quinquennial basis.

STRS' investment consultant develops an estimate range for the investment return assumption based on the target allocation adopted by the Retirement Board. The target allocation and long-term expected rate of return for each major asset class are summarized as follows:

Asset Class	Target Allocation *	Long-Term Expected Rate of Return **
Domestic Equity	26.00%	6.60%
International Equity	22.00	6.80
Alternatives	19.00	7.38
Fixed Income	22.00	1.75
Real Estate	10.00	5.75
Liquidity Reserves	1.00	1.00
Total	100.00%	

*Target allocation percentage is effective July 1, 2022. Target weights were phased in over a 3 month period concluding on October 1, 2022.

**10 year annualized geometric nominal returns, which include the real rate of return and inflation of 2.25 percent, and is net of investment expenses. Over a 30-year period, STRS' investment consultant indicates that the above target allocations should generate a return above the actuarial rate of return, without net value added by management.

Discount Rate The discount rate used to measure the total OPEB liability was 7.00 percent. The projection of cash flows used to determine the discount rate assumes STRS continues to allocate no employer contributions to the health care fund. Based on these assumptions, the OPEB plan's fiduciary net position was projected to be available to make all projected future benefit payments to current plan members as of June 30, 2022. Therefore, the long-term expected rate of return on health care plan investments of 7.00 percent was applied to all periods of projected health care costs to determine the total OPEB liability as of June 30, 2022.

Sensitivity of the Center's Proportionate Share of the Net OPEB Asset to Changes in the Discount and Health Care Cost Trend Rate The following table represents the net OPEB asset as of June 30, 2022, calculated using the current period discount rate assumption of 7.00 percent, as well as what the net OPEB asset would be if it were calculated using a discount rate that is one percentage point lower (6.00 percent) or one percentage point higher (8.00 percent) than the current assumption. Also shown is the net OPEB asset as if it were calculated using health care cost trend rates that are one percentage point lower or one percentage point higher than the current health care cost trend rates.

	1% Decrease (6.00%)	Current Discount Rate (7.00%)	1% Increase (8.00%)
Center's proportionate share of the net OPEB asset	(\$1,218,444)	(\$1,317,986)	(\$1,403,254)

Collins Career Center
Notes to the Basic Financial Statements
For the Fiscal Year Ended June 30, 2023

	1% Decrease	Current Trend Rate	1% Increase
Center's proportionate share of the net OPEB asset	(\$1,367,073)	(\$1,317,986)	(\$1,256,028)

Note 14 - Long-Term Obligations

The changes in the Center's long-term obligations during the fiscal year consist of the following:

	Principal Outstanding 6/30/22	Additions	Reductions	Principal Outstanding 6/30/23	Amount Due Within One Year
<i>Governmental Activities</i>					
Financed Purchase:					
OSCB COPs 2010 Series B-7.02%	\$2,075,000	\$0	(\$505,000)	\$1,570,000	\$515,000
Sick Leave Benefits	641,108	353,095	(423,272)	570,931	29,184
Net Pension Liability	7,952,947	5,398,458	0	13,351,405	0
Net OPEB Liability	683,281	0	(166,737)	516,544	0
Total Long-Term Liabilities	\$11,352,336	\$5,751,553	(\$1,095,009)	\$16,008,880	\$544,184

Sick leave benefits will be paid from the retirement benefits fund, which is reported as a part of the general fund for financial reporting purposes in accordance with generally accepted accounting principles. Obligations related to employee compensation will be paid from the fund benefitting from their service.

Financed Purchase

2010 Certificates of Participation On May 27, 2010, the Center issued \$7,312,770 in Qualified School Construction Bonds Certificates of Participation (QSCB COPs) for use in upgrading existing facilities. The issuance included the local share of the Ohio School Facilities Vocational Facilities Assistance Program, as well as locally funded initiatives associated with this program. The COPs are paid from the permanent improvement fund. A summary of the COPs is as follows:

Series B – \$5,747,770 COPs issued for use in upgrading existing facilities, as the local portion of the Ohio School Facilities Vocational Facilities Assistance Program. This portion of the debt included issuance costs of \$106,553, which was expensed upon issuance. The Series B COPs were issued through a series of lease agreements and trust indentures in accordance with Section 3313.375 of the Ohio Revised Code. In accordance with the lease terms, the project assets are leased to PS&W Holding Company, Inc., and then subleased back to the Center. The COPs were issued through a series of annual leases with an initial lease term of one month which includes the right to renew for sixteen successive one-year terms through June 30, 2026, subject to annual appropriations. To satisfy the trustee requirements, the Center is required to make annual base rent payments for a period of sixteen years, subject to the lease terms and appropriations, semi-annually. The base rent includes an interest component of 7.02 percent. As part of the ARRA Act of 2009, issuers of QSCBs are eligible to receive direct payments from the federal government which offset interest payments on the bonds. As an alternate, QSCBs may be issued as tax credit bonds under which bond holders receive federal tax credits in lieu of interest as a means to significantly reduce the issuer's interest cost. The Center, under agreement with the federal government, has chosen to receive a thirty-five percent semi-annual direct payment from the federal government to help offset interest expense on the Series B QSCB COPs.

The Center has the option to purchase the project facilities on any lease payment date by paying the amount necessary to defease the indenture.

Collins Career Center
Notes to the Basic Financial Statements
For the Fiscal Year Ended June 30, 2023

Annual base rent requirements to retire certificates of participation outstanding at June 30, 2023 are as follows:

Fiscal Year Ending June 30	Series B Principal	Series B Interest	Series B ARRA Subsidy	Total
2024	\$515,000	\$92,138	(\$72,450)	\$534,688
2025	525,000	55,633	(43,746)	536,887
2026	530,000	18,603	(14,628)	533,975
Total	<u>\$1,570,000</u>	<u>\$166,374</u>	<u>(\$130,824)</u>	<u>\$1,605,550</u>

The overall debt margin of the Center as of June 30, 2023 was \$164,012,474, with an unvoted debt margin of \$1,822,361.

Note 15 - Interfund Balances and Transfers

During fiscal year 2023, the general fund transferred funds to other governmental funds to subsidize the various programs of the Center.

	Transfers In	Transfers Out
<i>Major Funds:</i>		
General	\$0	\$815,882
Adult Education	7,690	0
Miscellaneous Federal Grants	6,779	0
<i>Nonmajor Funds:</i>		
Classroom Facilities Maintenance	465,348	0
Student Activities	39,903	0
Career Development	2,953	0
Student Wellness	183,201	0
Vocational Funds	110,008	0
Total Nonmajor Funds	<u>801,413</u>	<u>0</u>
Total	<u>\$815,882</u>	<u>\$815,882</u>

Interfund receivables and payables at June 30, 2023 consist of the following individual balances, representing monies advanced to funds to be repaid when grant funds or other program revenues are received, and for services rendered by one fund for another:

	Interfund Receivable	Interfund Payable
<i>Major Funds:</i>		
General	\$1,421,999	\$0
Miscellaneous Federal Grants	0	982,191
<i>Nonmajor Funds:</i>		
Bond Retirement	0	83,102
ABLE	0	21,380
Vocational Funds	0	335,326
Total Nonmajor Funds	<u>0</u>	<u>439,808</u>
Total	<u>\$1,421,999</u>	<u>\$1,421,999</u>

Note 16 - Jointly Governed Organizations

Metropolitan Educational Technology Association (META) Solutions – META Solutions is an educational solutions partner providing services across Ohio. META Solutions provides cost-effective fiscal, network, technology and student services, a purchasing cooperative, and other individual services based on each client’s needs.

The governing board of META Solutions consists of a president, vice president and six board members who represent the members of META Solutions. The board works with META Solutions’ Chief Executive Officer, Chief Operating Officer, a Chief Financial Officer to manage operations and ensure the continued progress of the organization’s mission, vision, and values. The Board exercises total control over the operations of the Council including budgeting, appropriating, contracting and designating management. Each member’s degree of control is limited to its representation on the Board. The Center paid META Solutions \$40,319 for services provided during the fiscal year. Financial information can be obtained from Ashley Widby, who serves as Chief Financial Officer, at 100 Executive Drive, Marion, Ohio 43302.

Coalition of Rural and Appalachian Schools - The Coalition of Rural and Appalachian Schools is a jointly governed organization of over one hundred school districts in southeastern Ohio. The Coalition is operated by a board which is composed of fourteen members. The board members are composed of one superintendent from each county elected by the school districts within that county. The Coalition provides various services for school district administrative personnel; gathers data regarding conditions of education in the region; cooperates with other professional groups to assess and develop programs designed to meet the needs of member districts; and provides staff development programs for school district personnel. The Coalition is not dependent upon the continued participation of the Center and the Center does not maintain an equity interest in or a financial responsibility for the Coalition. The Center paid \$1,058 in the fiscal year.

Note 17 - Insurance Purchasing Pools

Ohio SchoolComp Workers’ Compensation Group Rating Plan (GRP) - The Center participates in the Ohio SchoolComp Workers’ Compensation Group Rating Plan (GRP), an insurance purchasing pool. The GRP’s business and affairs are conducted by a three member Board of Directors consisting of the President, the President-Elect, and the Immediate Past President of the Ohio SchoolComp. The Executive Director of the Ohio SchoolComp, or his designee, serves as coordinator of the plan. Each year, the participating school districts pay an enrollment fee to the GRP to cover the costs of administering the plan.

Lawrence County Schools Council of Governments Health Benefits Program - The Center participates in the Lawrence County Schools Council of Governments Health Benefits Program (Council), a shared risk pool created pursuant to state statute for the purpose of administering health care benefits. The Council is governed by a Board of Directors, which consists of the superintendent from each participating school district. The Council elects officers for one-year terms to serve on the Board. The Board of Directors exercises control over the operation of the Council. All Council revenues are generated from charges for services received from the participating school districts, based on the established premiums for the insurance plans. The Lawrence County Educational Service Center is the fiscal agent of the Council. Each school district reserves the right to withdraw from the plan. If this is done, no further contributions will be made and the school district will be distributed its net pooled share and all claims submitted by covered members of the school district after the distribution will be exclusively the liability of the school district.

Collins Career Center
Notes to the Basic Financial Statements
For the Fiscal Year Ended June 30, 2023

Note 18 - Contingencies

Grants

The Center receives financial assistance from federal and state agencies in the form of grants. The expenditure of funds received under these programs generally requires compliance with terms and conditions specified in the grant agreements and is subject to audit by the grantor agencies. Any disallowed claims resulting from such audits could become a liability of the general fund or other applicable funds. However, the effect of any such disallowed claims on the overall financial position of the Center at June 30, 2023, if applicable, cannot be determined at this time.

Litigation

The Center is currently party to legal proceedings. Although management cannot presently determine the outcome of these proceedings, they believe the resolution of these matters will not materially adversely affect the Center's financial condition.

State Foundation Funding

School District foundation funding is based on the annualized full-time equivalent (FTE) enrollment of each student. The Ohio Department of Education (ODE) is legislatively required to adjust/reconcile funding as enrollment information is updated by schools throughout the State, which can extend past the fiscal year end. As of the date of this report, ODE has not yet finalized these adjustments.

Note 19 - Set Asides

The Center is required by state statute to annually set aside in the general fund an amount based on a statutory formula for the acquisition and construction of capital improvements. Amounts not spent by fiscal year end or offset by similarly restricted resources received during the fiscal year must be held in cash at fiscal year end and carried forward to be used for the same purposes in future fiscal years.

The following cash basis information describes the change in the fiscal year end set aside amounts for capital improvements. Disclosure of this information is required by state statute.

	Capital Improvements
Set-Aside Balance as of June 30, 2022	\$0
Current Year Set-Aside Requirement	148,286
Current Fiscal Year Offsets	(743,353)
Qualifying Disbursements	(70,000)
Total	(\$665,067)
Set-Aside Balance Carried Forward to Future Fiscal Years	\$0
Set-Aside Balance as of June 30, 2023	\$0

The Center had qualifying disbursements and offsets during the year that reduced the set-aside amount below zero in the capital maintenance set-aside. This extra amount may not be carried forward and used to reduce the set-aside requirements of future years.

Note 20 – COVID-19

The United States and the State of Ohio declared a state of emergency in March of 2020 due to the COVID-19 pandemic. Ohio's state of emergency ended in June 2021 while the national state of emergency ended in April 2023.

Collins Career Center
Notes to the Basic Financial Statements
For the Fiscal Year Ended June 30, 2023

During fiscal year 2023, the Center received COVID-19 funding. The Center will continue to spend available COVID-19 funding consistent with the applicable program guidelines.

Note 21 – New Accounting Principles

For fiscal year 2023, the Center implemented Governmental Accounting Standards Board (GASB) Statement No. 96, “Subscription-Based Information Technology Arrangements”.

GASB Statement No. 96 provides accounting and financial reporting guidance for subscription-based information technology arrangements (SBITAs). It is based on the standards established in Statement 87, “Leases”. It:

- Defines a SBITA as a contract that conveys control of the right to use a SBITA vendor’s IT software, alone or in combination with tangible capital assets (the underlying IT assets), as specified in the contract for a period of time in an exchange or exchange-like transaction;
- Requires governments with SBITAs to recognize a right-to-use subscription asset—an intangible asset—and a corresponding subscription liability (with an exception for short-term SBITAs—those with a maximum possible term of 12 months); and
- Provides guidance related to outlays other than subscription payments, including implementation costs, and requirements for note disclosures related to a SBITA.

These changes were considered in the preparation of the Center’s 2023 financial statements; however, there was no effect on beginning net position/fund balance nor was note disclosure presentation required.

Collins Career Center
Required Supplementary Information
Schedule of the Center's Proportionate Share of the Net Pension Liability
Last Ten Fiscal Years

	2014	2015	2016	2017	2018	2019	2020	2021	2022	2023
<i>State Teachers Retirement System</i>										
Center's proportion of the net pension liability	0.052353011%	0.052353011%	0.052173980%	0.055095820%	0.055483290%	0.055025600%	0.053704470%	0.053280460%	0.051515973%	0.050900640%
Center's proportionate share of the net pension liability	\$15,168,734	\$12,734,064	\$14,419,362	\$18,442,232	\$13,180,174	\$12,098,894	\$11,876,421	\$12,891,975	\$6,586,780	\$11,315,276
Center's covered payroll	\$5,364,969	\$5,300,577	\$5,501,050	\$5,892,207	\$5,880,007	\$6,281,279	\$6,324,829	\$6,261,579	\$6,174,543	\$6,471,807
Center's proportionate share of the net pension liability as a percentage of its covered payroll	282.7%	240.2%	262.1%	313.0%	224.2%	192.6%	187.8%	205.9%	106.7%	174.8%
Plan fiduciary net position as a percentage of the total pension liability	69.3%	74.7%	72.1%	66.8%	75.3%	77.3%	77.4%	75.5%	87.8%	78.9%
<i>School Employees Retirement System</i>										
Center's proportion of the net pension liability	0.033854007%	0.033854007%	0.041522000%	0.043976800%	0.039637200%	0.035739200%	0.037688500%	0.037073300%	0.037026400%	0.037644900%
Center's proportionate share of the net pension liability	\$2,013,189	\$1,713,332	\$2,369,286	\$3,218,696	\$2,368,235	\$2,046,850	\$2,254,969	\$2,452,106	\$1,366,167	\$2,036,129
Center's covered payroll	\$863,475	\$938,355	\$1,192,185	\$1,365,757	\$1,176,171	\$1,175,578	\$1,228,333	\$1,202,264	\$1,186,843	\$1,314,350
Center's proportionate share of the net pension liability as a percentage of its covered payroll	233.1%	182.6%	198.7%	235.7%	201.4%	174.1%	183.6%	204.0%	115.1%	154.9%
Plan fiduciary net position as a percentage of the total pension liability	65.5%	71.7%	69.2%	63.0%	69.5%	71.4%	70.9%	68.6%	82.9%	75.8%

The amounts presented are as of the Center's measurement date, which is the prior fiscal year end.
See the accompanying required supplementary information.

Collins Career Center
Required Supplementary Information
Schedule of the Center's Proportionate Share of the Net OPEB Liability (Asset)
Last Seven Fiscal Years

	2017	2018	2019	2020	2021	2022	2023
<i>State Teachers Retirement System</i>							
Center's proportion of the net OPEB liability (asset)	0.055095820%	0.055483290%	0.055025600%	0.053704470%	0.053280460%	0.051515973%	0.050900640%
Center's proportionate share of the net OPEB liability (asset)	\$2,967,261	\$2,164,753	(\$884,205)	(\$889,475)	(\$936,403)	(\$1,086,172)	(\$1,317,986)
Center's covered payroll	\$5,892,207	\$5,880,007	\$6,281,279	\$6,324,829	\$6,261,579	\$6,174,543	\$6,471,807
Center's proportionate share of the net OPEB liability (asset) as a percentage of its covered payroll	50.4%	36.8%	-14.1%	-14.1%	-15.0%	-17.6%	-20.4%
Plan fiduciary net position as a percentage of the total OPEB liability (asset)	37.3%	47.1%	176.0%	174.7%	182.1%	174.7%	230.7%
<i>School Employees Retirement System</i>							
Center's proportion of the net OPEB liability	0.043976800%	0.038126400%	0.034168700%	0.035860700%	0.035617400%	0.036103100%	0.036790600%
Center's proportionate share of the net OPEB liability	\$1,086,743	\$1,023,212	\$947,932	\$901,821	\$774,083	\$683,281	\$516,544
Center's covered payroll	\$1,365,757	\$1,176,171	\$1,175,578	\$1,228,333	\$1,202,264	\$1,186,843	\$1,314,350
Center's proportionate share of the net OPEB liability (asset) as a percentage of its covered payroll	79.6%	87.0%	80.6%	73.4%	64.4%	57.6%	39.3%
Plan fiduciary net position as a percentage of the total OPEB liability	11.5%	12.5%	13.8%	15.6%	18.2%	24.1%	30.3%

The amounts presented are as of the Center's measurement date, which is the prior fiscal year end.
Information not available prior to 2017.
See the accompanying required supplementary information.

Collins Career Center
Required Supplementary Information
Schedule of Center Contributions
Last Ten Fiscal Years

	2014	2015	2016	2017	2018	2019	2020	2021	2022	2023
<i>State Teachers Retirement System</i>										
Contractually required contribution - pension	\$689,075	\$770,147	\$824,909	\$823,201	\$879,379	\$885,476	\$876,621	\$864,436	\$906,053	\$979,189
Contractually required contribution - OPEB	53,006	0	0	0	0	0	0	0	0	0
Contractually required contribution - total	742,081	770,147	824,909	823,201	879,379	885,476	876,621	864,436	906,053	979,189
Contributions in relation to the contractually required contribution	742,081	770,147	824,909	823,201	879,379	885,476	876,621	864,436	906,053	979,189
Contribution deficiency (excess)	\$0	\$0	\$0	\$0	\$0	\$0	\$0	\$0	\$0	\$0
School District's covered payroll	\$5,300,577	\$5,501,050	\$5,892,207	\$5,880,007	\$6,281,279	\$6,324,829	\$6,261,579	\$6,174,543	\$6,471,807	\$6,994,207
Contributions as a percentage of covered payroll - pension	13.00%	14.00%	14.00%	14.00%	14.00%	14.00%	14.00%	14.00%	14.00%	14.00%
Contributions as a percentage of covered payroll - OPEB	1.00%	0.00%	0.00%	0.00%	0.00%	0.00%	0.00%	0.00%	0.00%	0.00%
Contributions as a percentage of covered payroll - total	14.00%	14.00%	14.00%	14.00%	14.00%	14.00%	14.00%	14.00%	14.00%	14.00%
<i>School Employees Retirement System</i>										
Contractually required contribution - pension	\$130,056	\$157,130	\$191,206	\$164,664	\$158,703	\$165,825	\$168,317	\$166,158	\$184,009	\$198,330
Contractually required contribution - OPEB (1)	1,314	9,776	0	0	5,878	6,142	0	0	0	0
Contractually required contribution - total	131,370	166,906	191,206	164,664	164,581	171,967	168,317	166,158	184,009	198,330
Contributions in relation to the contractually required contribution	131,370	166,906	191,206	164,664	164,581	171,967	168,317	166,158	184,009	198,330
Contribution deficiency (excess)	\$0	\$0	\$0	\$0	\$0	\$0	\$0	\$0	\$0	\$0
School District's covered payroll	\$938,355	\$1,192,185	\$1,365,757	\$1,176,171	\$1,175,578	\$1,228,333	\$1,202,264	\$1,186,843	\$1,314,350	\$1,416,643
Contributions as a percentage of covered payroll - pension	13.86%	13.18%	14.00%	14.00%	13.50%	13.50%	14.00%	14.00%	14.00%	14.00%
Contributions as a percentage of covered payroll - OPEB	0.14%	0.82%	0.00%	0.00%	0.50%	0.50%	0.00%	0.00%	0.00%	0.00%
Contributions as a percentage of covered payroll - total	14.00%	14.00%	14.00%	14.00%	14.00%	14.00%	14.00%	14.00%	14.00%	14.00%

(1) Excludes surcharge.

See the accompanying required supplementary information.

State Teachers Retirement System

Pension

Changes in benefit terms

There were no changes to benefit terms for fiscal years 2015 through 2017. For fiscal year 2018, the cost of living adjustment (COLA) was reduced to 0 percent effective July 1, 2017. There were no changes to benefit terms for fiscal years 2019 through 2023.

Changes in assumptions

There were no changes in assumptions for fiscal years 2015 through 2017.

For fiscal year 2018, the following were the most significant changes of assumptions that affected the total pension liability since the prior measurement date:

- Inflation assumptions were lowered from 2.75 percent to 2.5 percent.
- Investment return assumptions were lowered from 7.75 percent to 7.45 percent.
- Total salary increases rates were lowered by decreasing merit component of the individual salary increases, as well as by 0.25 percent due to lower inflation.
- Payroll growth assumptions were lowered from 3.5 percent to 3.0 percent.
- Updated the health and disability mortality assumption to the RP-2014 mortality tables with generational improvement scale MP-2016.
- Rates of retirement, termination and disability were modified to better reflect anticipated future experience.

There were no changes in assumptions for fiscal years 2019 through 2021.

For fiscal year 2022, the following was the most significant change of assumptions that affected the total pension liability since the prior measurement date:

- Investment rate of return and discount rate of return assumptions were lowered from 7.45 percent to 7.0 percent.

For fiscal year 2023, the following was the most significant change of assumptions that affected the total pension liability since the prior measurement date:

- Updated the health and disability mortality assumption to the PUB-2010 mortality tables with generational improvement scale MP-2020.

OPEB

Changes in benefit terms

There were no changes to benefit terms for fiscal year 2017.

For fiscal year 2018, STRS has the following changes in benefit terms since the previous measurement date:

- The HealthSpan HMO plans were eliminated.
- The subsidy multiplier for non-Medicare benefit recipients was reduced to 1.9 percent per year of service from 2.1 percent.
- Medicare Part B premium reimbursements were discontinued for survivors and beneficiaries who were age 65 by 2008 and either receiving a benefit or named as a beneficiary as of January 1, 2008.
- The remaining Medicare Part B premium reimbursements will be phased out over a three-year period.

Collins Career Center
Notes to the Required Supplementary Information
For the Fiscal Year Ended June 30, 2023

For fiscal year 2019, the following was the most significant change in benefit terms that affected the total OPEB liability since the prior measurement date:

- The subsidy multiplier for non-Medicare benefit recipients increased from 1.9 percent to 1.944 percent per year of service effective January 1, 2019. The non-Medicare frozen subsidy base premium increased effective January 1, 2019 and all remaining Medicare Part B premium reimbursements were scheduled to be discontinued beginning January 1, 2020, though the STRS Board voted in June 2019 to extent the current Medicare Part B partial reimbursement for one year.

For fiscal year 2020, there was no change to the claims costs process. Claim curves were trended to the fiscal year ending June 30, 2020 to reflect the current price renewals. The non-Medicare subsidy percentage was increased effective January 1, 2020 from 1.944% to 1.984% per year of service. The non-Medicare frozen subsidy base premium was increased effective January 1, 2020. The Medicare subsidy percentages were adjusted effective January 1, 2021 to 2.1% for the Medicare plan. The Medicare Part B monthly reimbursement elimination date was postponed to January 1, 2021.

For fiscal year 2021, there was no change to the claims costs process. Claim curves were updated to reflect the projected fiscal year ending June 30, 2021 premium based on June 30, 2020 enrollment distribution. The non-Medicare subsidy percentage was increased effective January 1, 2021 from 1.984 percent to 2.055 percent per year of service. The non-Medicare frozen subsidy base premium was increased effective January 1, 2021. The Medicare subsidy percentages were adjusted effective January 1, 2021 to 2.1 percent for the AMA Medicare plan. The Medicare Part B monthly reimbursement elimination date was postponed indefinitely.

For fiscal year 2022, the non-Medicare subsidy percentage was increased effective January 1, 2022 from 2.055 percent to 2.1 percent per year of service. The non-Medicare frozen subsidy base premium was increased effective January 1, 2022. The Medicare Part D Subsidy was updated to reflect it is expected to be negative in calendar year 2022. The Part B monthly reimbursement elimination date was postponed indefinitely.

There were no changes to benefit terms for fiscal year 2023.

Changes in assumptions

There were no changes in assumptions for fiscal year 2017.

For fiscal year 2018, the following were the most significant changes of assumptions that affected the total OPEB liability since the prior measurement date:

- The discount rate was increased from 3.26 percent to 4.13 percent based on the methodology defined under GASB 74.
- The long-term rate of return was reduced to 7.45 percent.
- Valuation-year per capita health costs were updated.
- The percentage of future retirees electing each option was updated based on current data.
- The assumed future trend rates were modified.
- Decrement rates including mortality, disability, retirement, and withdrawal were modified.
- The assumed percentage of future disabled retirees assumed to elect health coverage was decreased from 84 percent to 65 percent, and the assumed percentage of terminated vested participants assumed to elect health coverage at retirement was decreased from 47 percent to 30 percent.
- The assumed salary scale was modified.

For fiscal year 2019, the following were the most significant changes of assumptions that affected the total OPEB liability since the prior measurement date:

- The discount rate increased from a 4.13 percent blended discount rate to 7.45 percent.

Collins Career Center
Notes to the Required Supplementary Information
For the Fiscal Year Ended June 30, 2023

- The health care trend assumption rate changed from 6 to 11 percent initial, 4.5 percent ultimate to:
 - Medical Medicare – 5 percent initial, 4 percent ultimate
 - Medical Pre-Medicare – 6 percent initial, 4 percent ultimate
 - Prescription Drug Medicare – -5.23 percent initial, 4 percent ultimate
 - Prescription Drug Pre-Medicare – 8 percent initial, 4 percent ultimate

For fiscal year 2020, the following were the most significant changes of assumptions that affected the total OPEB liability since the prior measurement date:

- The health care trend assumption rate changed as follows:
 - Medical Medicare – from 5 percent to 4.93 percent initial, 4 percent ultimate
 - Medical Pre-Medicare – from 6 percent to 5.87 percent initial, 4 percent ultimate
 - Prescription Drug Medicare – from -5.23 percent to 9.62 percent initial, 4 percent ultimate
 - Prescription Drug Pre-Medicare – from 8 percent to 7.73 initial, 4 percent ultimate

For fiscal year 2021, the following were the most significant changes of assumptions that affected the total OPEB liability since the prior measurement date:

- The health care trend assumption rate changed as follows:
 - Medical Medicare – from 4.93 percent to -6.69 percent initial, 4 percent ultimate
 - Medical Pre-Medicare – from 5.87 percent to 5 percent initial, 4 percent ultimate
 - Prescription Drug Medicare – from 9.62 percent to 11.87 percent initial, 4 percent ultimate
 - Prescription Drug Pre-Medicare – from 7.73 percent to 6.5 initial, 4 percent ultimate

For fiscal year 2022, the following were the most significant changes of assumptions that affected the total OPEB liability since the prior measurement date:

- The discount rate increased from 7.45 percent to 7.0 percent.
- The health care trend assumption rate changed as follows:
 - Medical Medicare – from -6.69 percent initial, 4 percent ultimate to -16.18 percent initial, 4 percent ultimate
 - Prescription Drug Medicare – from 11.87 percent initial, 4 percent ultimate to 29.98 percent initial, 4 percent ultimate

For fiscal year 2023, the following were the most significant changes of assumptions that affected the total OPEB liability since the prior measurement date:

- The health care trend assumption rate changed as follows:
 - Medical Pre-Medicare – from 5.00 percent initial, 4 percent ultimate to 7.50 percent initial, 3.94 percent ultimate
 - Medical Medicare – from -16.18 percent initial, 4 percent ultimate to -68.78 percent initial, 3.94 percent ultimate
 - Prescription Drug Pre-Medicare – from 6.50 percent initial, 4 percent ultimate to 9.00 percent initial, 3.94 percent ultimate
 - Prescription Drug Medicare – from 29.98 percent initial, 4 percent ultimate to -5.47 percent initial, 3.94 percent ultimate
- Updated the health and disability mortality assumption to the PUB-2010 mortality tables with generational improvement scale MP-2020.

School Employees Retirement System

Pension

Changes in benefit terms

There were no changes to benefit terms for fiscal years 2015 through 2017.

For fiscal year 2018, the following were the most significant changes in benefit that affected the total pension liability since the prior measurement date:

- The cost-of-living adjustment was changed from a fixed 3.00 percent to a cost-of-living adjustment that is indexed to CPI-W not greater than 2.5 percent with a floor of 0 percent beginning January 1, 2018. In addition, with the authority granted the Board under HB 49, the Board has enacted a three-year COLA suspension for benefit recipients in calendars 2018, 2019, and 2020.

There were no changes to benefit terms for fiscal years 2019 through 2021.

For fiscal year 2022, the following was the most significant change in benefit that affected the total pension liability since the prior measurement date:

- The cost-of-living adjustment was changed from 2.5 percent to 2.0 percent.

For fiscal year 2023, the following was the most significant change in benefit that affected the total pension liability since the prior measurement date:

- The cost-of-living adjustment was changed from 2.0 percent to 2.5 percent.

Changes in assumptions

There were no changes in assumptions for fiscal years 2015 through 2017.

For fiscal year 2018, the following changes were made to the actuarial assumptions as identified. These new assumptions compared with those used in fiscal year 2016 and prior are presented below:

- Assumed rate of inflation was reduced from 3.25 percent to 3.0 percent
- Payroll Growth Assumption was reduced from 4.0 percent to 3.5 percent
- Assumed real wage growth was reduced from 0.75 percent to 0.5 percent
- Investment rate of return was reduced from 7.75 percent to 7.5 percent
- Rates of withdrawal, retirement and disability were updated to reflect recent experience.
- Mortality among active members was updated to the following:
 - RP-2014 Blue Collar Mortality Table with fully generational projection and a five year age set-back for both males and females. The above rates represent the base rates used.
- Mortality among service retired members, and beneficiaries was updated to the following:
 - RP-2014 Blue Collar Mortality Table with fully generational projection with Scale BB, 120 percent of male rates, and 110 percent of female rates.
- Mortality among disabled member was updated to the following:
 - RP-2000 Disabled Mortality Table, 90 percent for male rates and 100 percent for female rates, set back five years is used for the period after disability retirement.

There were no changes in assumptions for fiscal years 2019 through 2021.

Collins Career Center
Notes to the Required Supplementary Information
For the Fiscal Year Ended June 30, 2023

For fiscal year 2022, the following changes were made to the actuarial assumptions as identified. These new assumptions compared with those used in fiscal year 2021 and prior are presented below:

- Assumed rate of inflation was reduced from 3.0 percent to 2.4 percent
- Payroll Growth Assumption was reduced from 3.5 percent to 3.25 percent
- Investment rate of return was reduced from 7.5 percent to 7.0 percent
- Rates of withdrawal, retirement and disability were updated to reflect recent experience.
- Mortality among members was updated to the following:
 - PUB-2010 General Employee Amount Weight Below Median Healthy Retiree mortality table projected to 2017 with ages set forward 1 year and adjusted 94.20 percent for males and set forward 2 years and adjusted 81.35 percent for females.
- Mortality among disabled members was updated to the following:
 - PUB-2010 General Disabled Retiree mortality table projected to 2017 with ages set forward 5 years and adjusted 103.3 percent for males and set forward 3 years and adjusted 106.8 percent for females.

There were no changes in assumptions for fiscal year 2023.

OPEB

Changes in benefit terms

There were no changes to benefit terms for fiscal years 2017 through 2023.

Changes in assumptions

For fiscal year 2017, the following was the most significant change of assumptions that affected the total OPEB liability since the prior measurement date:

- Assumed rate of inflation was reduced from 3.25 percent to 3.0 percent
- Payroll growth assumption was reduced from 4.0 percent to 3.5 percent
- Assumed real wage growth was reduced from 0.75 percent to 0.5 percent
- Rates of withdrawal, retirement and disability were updated to reflect recent experience.
- Mortality among active members was updated to the following:
 - RP-2014 Blue Collar Mortality Table with fully generational projection and a five year age set-back for both males and females.
- Mortality among service retired members, and beneficiaries was updated to the following:
 - RP-2014 Blue Collar Mortality Table with fully generational projection with Scale BB, 120% of male rates, and 110% of female rates.
- Mortality among disabled members was updated to the following:
 - RP-2000 Disabled Mortality Table, 90% for male rates and 100% for female rates, set back five years is used for the period after disability retirement.

For fiscal year 2018, the following was the most significant change of assumptions that affected the total OPEB liability since the prior measurement date:

- The discount rate was increased from 2.98 percent to 3.63 percent.
- The municipal bond index rate increased from 2.92 percent to 3.56 percent.
- The single equivalent interest rate, net of plan investment expense, including price inflation increased from 2.98 percent to 3.63 percent.

Collins Career Center
Notes to the Required Supplementary Information
For the Fiscal Year Ended June 30, 2023

For fiscal year 2019, the following were the most significant changes of assumptions that affected the total OPEB liability since the prior measurement date:

- The discount rate was changed from 3.63 percent to 3.70 percent.
- The municipal bond index rate increased from 3.56 percent to 3.62 percent.
- The single equivalent interest rate, net of plan investment expense, including price inflation increased from 3.63 percent to 3.70 percent.
- The medical trend assumption rate changed as follows:
 - Medicare – 2018 – 5.50 to 5.00 percent, 2019 – 5.375 to 4.75 percent
 - Pre-Medicare – 2018 – 7.50 to 5.00 percent, 2019 – 7.25 to 4.75

For fiscal year 2020, the following were the most significant changes of assumptions that affected the total OPEB liability since the prior measurement date:

- The municipal bond index rate decreased from 3.62 percent to 3.13 percent.
- The single equivalent interest rate, net of plan investment expense, including price inflation decreased from 3.70 percent to 3.22 percent.
- The medical trend assumption rate changed as follows:
 - Medicare – 2019 – 5.375 to 4.75 percent, 2020 – 5.25 to 4.75 percent
 - Pre-Medicare – 2019 – 7.25 to 4.75, 2020 – 7 to 4.75 percent

For fiscal year 2021, the following were the most significant changes of assumptions that affected the total OPEB liability since the prior measurement date:

- The municipal bond index rate decreased from 3.13 percent to 2.45 percent.
- The single equivalent interest rate, net of plan investment expense, including price inflation decreased from 3.22 percent to 2.63 percent.

For fiscal year 2022, the following were the most significant changes of assumptions that affected the total OPEB liability since the prior measurement date:

- The inflation rate decreased from 3.0 percent to 2.4 percent.
- Projected salary increases decreased from 3.5 percent to 3.25 percent.
- Investment rate of return decreased from 7.5 percent to 7.0 percent.
- The municipal bond index rate decreased from 2.45 percent to 1.92 percent.
- The single equivalent interest rate, net of plan investment expense, including price inflation decreased from 2.63 percent to 2.27 percent.
- The medical trend assumption rate changed as follows:
 - Medicare – 2020 – 5.25 to 4.75 percent, 2022 – 5.125 to 4.4 percent
 - Pre-Medicare – 2020 – 7 to 4.75 percent, 2022 – 6.75 to 4.4 percent
- Mortality among members was updated to the following:
 - PUB-2010 General Employee Amount Weight Below Median Healthy Retiree mortality table projected to 2017 with ages set forward 1 year and adjusted 94.20 percent for males and set forward 2 years and adjusted 81.35 percent for females.
- Mortality among disabled members was updated to the following:
 - PUB-2010 General Disabled Retiree mortality table projected to 2017 with ages set forward 5 years and adjusted 103.3 percent for males and set forward 3 years and adjusted 106.8 percent for females.

Collins Career Center
Notes to the Required Supplementary Information
For the Fiscal Year Ended June 30, 2023

For fiscal year 2023, the following were the most significant changes of assumptions that affected the total OPEB liability since the prior measurement date:

- The municipal bond index rate increased from 1.92 percent to 3.69 percent.
- The single equivalent interest rate, net of plan investment expense, including price inflation increased from 2.27 percent to 4.08 percent.

Collins Career Center
Schedule of Federal Awards Expenditures
For the Fiscal Year Ended June 30, 2023

Federal Grantor/Pass Through Grantor/Program Title	Pass Through Entity Number	Federal AL Number	Disbursements
<u>United States Department of Agriculture</u>			
<i>Passed through the Ohio Department of Education and Workforce</i>			
Child Nutrition Cluster:			
School Breakfast Program	N/A	10.553	\$83,417
National School Lunch Program	N/A	10.555	184,682
COVID-19 National School Lunch Program	N/A	10.555	4,980
National School Lunch Program - Non-Cash Assistance	N/A	10.555	9,349
Total Child Nutrition Cluster			<u>282,428</u>
COVID-19 Pandemic EBT Administrative Costs	N/A	10.649	<u>628</u>
Total United States Department of Agriculture			283,056
<u>Appalachian Regional Commission</u>			
<i>Direct from the Federal Agency</i>			
Appalachian Regional Development	N	23.002	<u>265,306</u>
Total Appalachian Regional Commission			265,306
<u>United States Department of Education</u>			
<i>Direct from the Federal Agency</i>			
Student Financial Aid Cluster:			
Federal Direct Student Loans	N	84.268	2,090,735
Federal Pell Grant Program	N	84.063	1,378,701
Total Student Financial Aid Cluster			<u>3,469,436</u>
Rural Education	N	84.358	8,089
<i>Passed through the Ohio Department of Education and Workforce</i>			
Career and Technical Education-Basic Grants to States	N/A	84.048	659,604
Adult Education-Basic Grants to States	N/A	84.002	327,746
COVID-19 Education Stabilization Fund:			
<i>Direct from the Federal Agency</i>			
COVID-19 Education Stabilization Fund - HEERF	N	84.425F	1,960,458
<i>Passed through the Ohio Department of Education and Workforce</i>			
COVID-19 Education Stabilization Fund - GEER	N/A	84.425C	62,146
Total COVID-19 Education Stabilization Fund			<u>2,022,604</u>
Total United States Department of Education			<u>6,487,479</u>
Total Federal Financial Assistance			<u><u>\$7,035,841</u></u>

N/A - pass through entity number not available.
N - direct award.

The notes to the schedule of federal awards expenditures are an integral part of this schedule.

Collins Career Center
Notes to the Schedule of Federal Awards Expenditures
For the Fiscal Year Ended June 30, 2023

Note 1 – Basis of Presentation

The accompanying schedule of federal awards expenditures (the schedule) is a summary of the activity of the Center's federal award programs. The information in this schedule is presented in accordance with the requirements of Title 2 U.S. *Code of Federal Regulations* Part 200, *Uniform Administrative Requirements, Cost Principles, and Audit Requirements for Federal Awards* (Uniform Guidance). Because the schedule presents only a selected portion of the operations of the Center, it is not intended to and does not present the financial position or changes in net position of the Center.

Note 2 – Summary of Significant Accounting Policies

Expenditures reported on the schedule are reported on the cash basis of accounting. Such expenditures are recognized following the cost principles contained in Title 2 U.S. *Code of Federal Regulations* Part 200, *Uniform Administrative Requirements, Cost Principles, and Audit Requirements for Federal Awards*, wherein certain types of expenditures may or may not be allowable or may be limited as to reimbursement. The Center has elected not to use the 10-percent de minimis indirect cost rate as allowed under the Uniform Guidance.

Note 3 – Guaranteed Student Loans

Non-monetary assistance is reported in the schedule at the dollar amount of guaranteed student loans disbursed.

Note 4 – Food Donation Program

The Center reports commodities consumed on the schedule at the fair value. The Center allocated donated food commodities to the respective program that benefitted from the use of those donated food commodities.

Note 5 – Child Nutrition Cluster

The Center commingles cash receipts from the U.S. Department of Agriculture with similar State grants. When reporting expenditures on this schedule, the Center assumes it expends federal monies first.

Note 6 – Prior Year Federal Expenditures Not Previously Reported

In fiscal year 2022, \$120,039 in grant awards under the Education Stabilization Fund - HEERF program (AL Number 84.425F) were spent by the Center which were not reported on the fiscal year 2022 schedule of expenditures of federal awards. These funds have been included in the fiscal year 2023 schedule of expenditures of federal awards.

Report on Internal Control Over Financial Reporting and on Compliance and Other Matters Based on an Audit of Financial Statements Performed in Accordance With *Government Auditing Standards*

Independent Auditor's Report

Members of the Board
Collins Career Center
11627 State Route 243
Chesapeake, Ohio 45619

We have audited, in accordance with the auditing standards generally accepted in the United States of America and the standards applicable to financial audits contained in *Government Auditing Standards* issued by the Comptroller General of the United States (*Government Auditing Standards*), the financial statements of the governmental activities, each major fund, and the aggregate remaining fund information of Collins Career Center, Lawrence County, Ohio (the Center) as of and for the year ended June 30, 2023, and the related notes to the financial statements, which collectively comprise the Center's basic financial statements, and have issued our report thereon dated March 29, 2024, wherein we noted that the financial impact of COVID-19 and the continuing emergency measures will impact subsequent periods of the Center.

Report on Internal Control Over Financial Reporting

In planning and performing our audit of the financial statements, we considered the Center's internal control over financial reporting (internal control) as a basis for designing audit procedures that are appropriate in the circumstances for the purpose of expressing our opinions on the financial statements, but not for the purpose of expressing an opinion on the effectiveness of the Center's internal control. Accordingly, we do not express an opinion on the effectiveness of the Center's internal control.

A deficiency in internal control exists when the design or operation of a control does not allow management or employees, in the normal course of performing their assigned functions, to prevent, or detect and correct, misstatements on a timely basis. A material weakness is a deficiency, or a combination of deficiencies, in internal control, such that there is a reasonable possibility that a material misstatement of the entity's financial statements will not be prevented, or detected and corrected on a timely basis. A significant deficiency is a deficiency, or a combination of deficiencies, in internal control that is less severe than a material weakness, yet important enough to merit attention by those charged with governance.

Our consideration of internal control was for the limited purpose described in the first paragraph of this section and was not designed to identify all deficiencies in internal control that might be material weaknesses or significant deficiencies. Given these limitations, during our audit we did not identify any deficiencies in internal control that we consider to be material weaknesses. However, material weaknesses or significant deficiencies may exist that were not identified.

Collins Career Center

Report on Internal Control Over Financial Reporting and on Compliance and Other Matters Based on an Audit of Financial Statements Performed in Accordance With *Government Auditing Standards*

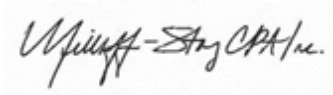
Page 2

Report on Compliance and Other Matters

As part of obtaining reasonable assurance about whether the Center's financial statements are free from material misstatement, we performed tests of its compliance with certain provisions of laws, regulations, contracts, and grant agreements, noncompliance with which could have a direct and material effect on the financial statements. However, providing an opinion on compliance with those provisions was not an objective of our audit, and accordingly, we do not express such an opinion. The results of our tests disclosed no instances of noncompliance or other matters that are required to be reported under *Government Auditing Standards*.

Purpose of This Report

The purpose of this report is solely to describe the scope of our testing of internal control and compliance and the results of that testing, and not to provide an opinion on the effectiveness of the entity's internal control or on compliance. This report is an integral part of an audit performed in accordance with *Government Auditing Standards* in considering the entity's internal control and compliance. Accordingly, this communication is not suitable for any other purpose.



Millhuff-Stang, CPA, Inc.
Wheelersburg, Ohio

March 29, 2024

**Report on Compliance For Each Major Federal Program and on Internal Control Over Compliance
Required by the Uniform Guidance**

Independent Auditor's Report

Members of the Board
Collins Career Center
11627 State Route 243
Chesapeake, Ohio 45619

Report on Compliance for Each Major Federal Program

Qualified and Unmodified Opinions

We have audited the compliance of Collins Career Center, Lawrence County, Ohio (the Center) with the types of compliance requirements identified as subject to audit in the OMB *Compliance Supplement* that could have a direct and material effect on each of the Center's major federal programs for the year ended June 30, 2023. The Center's major federal programs are identified in the summary of auditor's results section of the accompanying schedule of findings and questioned costs.

Qualified Opinion on the Assistance Listing (AL) No. 84.425 Education Stabilization Fund

In our opinion, except for the noncompliance described in the Basis for Qualified and Unmodified Opinions section of our report, the Center complied, in all material respects, with the compliance requirements referred to above that could have a direct and material effect on the AL No. 84.425 Education Stabilization Fund for the year ended June 30, 2023.

Unmodified Opinion on the Other Major Federal Program

In our opinion, the Center complied, in all material respects, with the compliance requirements referred to above that could have a direct and material effect on its other major federal program identified in the summary of auditor's results section of the accompanying schedule of findings and questioned costs for the year ended June 30, 2023.

Basis for Qualified and Unmodified Opinions

We conducted our audit of compliance in accordance with auditing standards generally accepted in the United States of America (GAAS); the standards applicable to financial audits contained in *Government Auditing Standards* issued by the Comptroller General of the United States (*Government Auditing Standards*); and the audit requirements of Title 2 U.S. *Code of Federal Regulations* Part 200, *Uniform Administrative Requirements, Cost Principles, and Audit Requirements for Federal Awards* (Uniform Guidance). Our responsibilities under those standards and the Uniform Guidance are further described in the Auditor's Responsibilities for the Audit of Compliance section of our report.

We are required to be independent of the Center and to meet our other ethical responsibilities, in accordance with relevant ethical requirements relating to our audit. We believe that the audit evidence we have obtained is sufficient and appropriate to provide a basis for our qualified and unmodified opinions on compliance for each major federal program. Our audit does not provide a legal determination of the Center's compliance with the compliance requirements referred to above.

Matter Giving Rise to Qualified Opinion on the Assistance Listing (AL) No. 84.425 Education Stabilization Fund

As described in the accompanying schedule of findings and questioned costs, the Center did not comply with requirements regarding Assistance Listing No. 84.425 Education Stabilization Fund as described in finding number 2023-001 for Procurement, Suspension and Debarment and finding number 2023-002 for Reporting.

Compliance with such requirements is necessary, in our opinion, for the Center to comply with the requirements applicable to that program.

Responsibilities of Management for Compliance

Management is responsible for compliance with the requirements referred to above and for the design, implementation, and maintenance of effective internal control over compliance with the requirements of laws, statutes, regulations, rules and provisions of contracts or grant agreements applicable to the Center's federal programs.

Auditor's Responsibilities for the Audit of Compliance

Our objectives are to obtain reasonable assurance about whether material noncompliance with the compliance requirements referred to above occurred, whether due to fraud or error, and express an opinion on the Center's compliance based on our audit. Reasonable assurance is a high level of assurance but is not absolute assurance and therefore is not a guarantee that an audit conducted in accordance with GAAS, *Government Auditing Standards*, and the Uniform Guidance will always detect material noncompliance when it exists. The risk of not detecting material noncompliance resulting from fraud is higher than for that resulting from error, as fraud may involve collusion, forgery, intentional omissions, misrepresentations, or the override of internal control. Noncompliance with the compliance requirements referred to above is considered material, if there is a substantial likelihood that, individually or in the aggregate, it would influence the judgment made by a reasonable user of the report on compliance about the Center's compliance with the requirements of the major federal program as a whole.

In performing an audit in accordance with GAAS, *Government Auditing Standards*, and the Uniform Guidance, we

- exercise professional judgment and maintain professional skepticism throughout the audit.
- identify and assess the risks of material noncompliance, whether due to fraud or error, and design and perform audit procedures responsive to those risks. Such procedures include examining, on a test basis, evidence regarding the Center's compliance with the compliance requirements referred to above and performing such other procedures as we considered necessary in the circumstances.
- obtain an understanding of the Center's internal control over compliance relevant to the audit in order to design audit procedures that are appropriate in the circumstances and to test and report on internal control over compliance in accordance with the Uniform Guidance, but not for the purpose of expressing an opinion on the effectiveness of the Center's internal control over compliance. Accordingly, no such opinion is expressed.

We are required to communicate with those charged with governance regarding, among other matters, the planned scope and timing of the audit and any significant deficiencies and material weaknesses in internal control over compliance that we identified during the audit.

Other Matters

Government Auditing Standards requires the auditor to perform limited procedures on the Center's response to the noncompliance finding identified in our compliance audit described in the accompanying schedule of findings and questioned costs. The Center's response was not subjected to the other auditing procedures applied in the audit of compliance and, accordingly, we express no opinion on the response.

Report on Internal Control Over Compliance

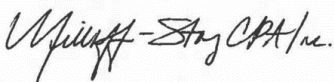
Our consideration of internal control over compliance was for the limited purpose described in the Auditor's Responsibilities for the Audit of Compliance section above and was not designed to identify all deficiencies in internal control over compliance that might be material weaknesses or significant deficiencies in internal control over compliance and therefore, material weaknesses or significant deficiencies may exist that were not identified. However, as discussed below, we did identify certain deficiencies in internal control over compliance that we consider to be material weaknesses.

A deficiency in internal control over compliance exists when the design or operation of a control over compliance does not allow management or employees, in the normal course of performing their assigned functions, to prevent, or detect and correct, noncompliance with a type of compliance requirement of a federal program on a timely basis. *A material weakness in internal control over compliance* is a deficiency, or a combination of deficiencies, in internal control over compliance, such that there is a reasonable possibility that material noncompliance with a type of compliance requirement of a federal program will not be prevented, or detected and corrected, on a timely basis. *A significant deficiency in internal control over compliance* is a deficiency, or a combination of deficiencies, in internal control over compliance with a type of compliance requirement of a federal program that is less severe than a material weakness in internal control over compliance, yet important enough to merit attention by those charged with governance. We consider the deficiencies in internal control over compliance described in the accompanying schedule of findings and questioned costs as item 2023-001 and 2023-002 to be material weaknesses.

Our audit was not designed for the purpose of expressing an opinion on the effectiveness of internal control over compliance. Accordingly, no such opinion is expressed.

Government Auditing Standards requires the auditor to perform limited procedures on the Center's response to the internal control over compliance finding identified in our compliance audit described in the accompanying schedule of findings and questioned costs. The Center's response was not subjected to the other auditing procedures applied in the audit of compliance and, accordingly, we express no opinion on the response.

The purpose of this report on internal control over compliance is solely to describe the scope of our testing of internal control over compliance and the results of that testing based on the requirements of the Uniform Guidance. Accordingly, this report is not suitable for any other purpose.



Millhuff-Stang, CPA, Inc.
Wheelersburg, Ohio

March 29, 2024

Collins Career Center
Schedule of Findings and Questioned Costs
2 CFR Section 200.515
For the Fiscal Year Ended June 30, 2023

Section I – Summary of Auditor’s Results

<i>Financial Statements</i>	
Type of report the auditor issued on whether the financial statements audited were prepared in accordance with GAAP:	Unmodified
Internal control over financial reporting:	
Material weakness(es) identified?	No
Significant deficiency(ies) identified?	No
Noncompliance material to financial statements noted?	No
<i>Federal Awards</i>	
Internal control over major program(s):	
Material weakness(es) identified?	Yes
Significant deficiency(ies)?	None reported
Type of auditor’s report issued on compliance for major programs:	Qualified AL #84.425 Education Stabilization Funds, Unmodified AL #84.268 & #84.063 Student Financial Aid Cluster
Any auditing findings disclosed that are required to be reported in accordance with 2 CFR 200.516(a)?	Yes
Identification of major program(s):	COVID-19 Education Stabilization Fund (AL #84.425C, #84.425F); Student Financial Aid Cluster: Federal Direct Student Loans (AL #84.268) and Federal Pell Grant Program (AL #84.063)
Dollar threshold used to distinguish between type A and type B programs:	Type A: >\$750,000 Type B: all others
Auditee qualified as low-risk auditee?	No

Section II – Financial Statement Findings

None

Section III – Federal Award Findings and Questioned Costs

ALN Title and Number	COVID-19 Education Stabilization Fund, AL #84.425C, #84.425F		
Federal Award Number and Year	2023		
Federal Agency	United States Department of Education		
Pass-Through Entity	Ohio Department of Education – AL #84.425C N/A (Direct) – AL #84.425F		
Repeat Finding from Prior Audit?	Yes	Finding Number (if repeat)	2022-001

Finding 2023-001 – Noncompliance/Material Weakness – Procurement, Suspension and Debarment

Non-Federal entities other than States, including those operating Federal programs as subrecipients of States, must follow the procurement standards set out at 2 CFR 200.317 through 200.327. They must use their own documented procurement procedures, which reflect applicable State and local laws and regulations, provided that the procurements conform to applicable Federal statutes and the procurement requirements identified in 2 CFR Part 200.

Collins Career Center
Schedule of Findings and Questioned Costs
2 CFR Section 200.515
For the Fiscal Year Ended June 30, 2023

Finding 2023-001 – Noncompliance/Material Weakness – Procurement, Suspension and Debarment (Continued)

For acquisitions exceeding the simplified acquisition threshold, the non-Federal entity must use one of the following procurement methods: the sealed bid method if the acquisition meets the criteria in 2 CFR 200.320(b); the competitive proposals method under the conditions specified in 2 CFR 200.320(b)(2); or the noncompetitive proposals method (i.e., solicit a proposal from only one source) but only when one or more of four circumstances are met, in accordance with 2 CFR 200.320(c).

Non-Federal entities are prohibited from contracting with or making subawards under covered transactions to parties that are suspended or debarred. “Covered transactions” include contracts for goods and services awarded under a non-procurement transaction (e.g., grant or cooperative agreement) that are expected to equal or exceed \$25,000 or meet certain other criteria as specified in 2 CFR 180.220. All non-procurement transactions entered into by a pass-through entity (i.e., subawards to subrecipients), irrespective of award amount, are considered covered transactions, unless they are exempt as provided in 2 CFR 180.215.

During testing of federal compliance, the Center was unable to provide evidence of competitive bidding of a contract nor was a copy of the final contract maintained. Further it was noted that the Center did not check the suspended or debarred list for covered transactions.

The Center should implement additional procedures to ensure competitive bidding is undertaken when required and that documentation for such processes is maintained; copies of executed contracts are maintained. Further the Center should ensure that vendors are not on the suspended or debarred list.

Client Response:

See accompanying corrective action plan.

ALN Title and Number	COVID-19 Education Stabilization Fund, AL #84.425C, #84.425F		
Federal Award Number and Year	2023		
Federal Agency	United States Department of Education		
Pass-Through Entity	Ohio Department of Education – AL #84.425C N/A (Direct) – AL #84.425F		
Repeat Finding from Prior Audit?	No	Finding Number (if repeat)	N/A

Finding 2023-002 – Noncompliance/Material Weakness – Reporting

2 CFR section 200.329 states that non-federal entities may be required to submit performance reports at least annually but not more frequently than quarterly, except in unusual circumstances, using a form or format authorized by OMB. They also may be required to submit special reports as required by the terms and conditions of the federal award. Quarterly Budget and Expenditure Reporting for all HEERF I, II, and III grant funds reporting requirements involve publicly posting completed forms conspicuously on the institution’s website both timely and accurately.

During testing it was noted that the required reports for the fiscal year being audited were not posted to the Center’s website. The Center should implement procedures to ensure that the required quarterly reports are timely and accurately posted to the Center’s website.

Client Response:

See accompanying corrective action plan.



COLLINS
CAREER TECHNICAL
CENTER

www.collins-cc.edu

"We Make Career Dreams Come True"


Collins Career Center

Schedule of Prior Year Audit Findings

2 CFR Section 200.511(b)

For the Fiscal Year Ended June 30, 2023

Finding Number	Finding Summary	Fully Corrected?	Not Corrected, Partially Corrected; Significantly Different Corrective Action Taken; or Finding No Longer Valid; <i>Explain</i>
Finding 2022-001	Noncompliance/Material Weakness – Procurement, Suspension and Debarment	No	Reissued as Finding 2023-001



COLLINS
CAREER TECHNICAL
CENTER

www.collins-cc.edu

"We Make Career Dreams Come True"

Collins Career Center
2 CFR Section 200.511(c)
Corrective Action Plan
For the Fiscal Year Ended June 30, 2023

Finding Number	Planned Corrective Action	Anticipated Completion Date	Responsible Contact Person
2023-001	At the beginning of the project the Center did not plan on using federal grant funds. At the conclusion of the project, it was determined that the project could be paid for by federal funds.	March 30, 2024	Richard Sketel, Treasurer
2023-002	I was instructed by our U.S. Department of Education representative to not post additional reports to our website until all prior reports have been corrected.	April 30, 2024	Richard Sketel, Treasurer

OHIO AUDITOR OF STATE KEITH FABER



COLLINS CAREER CENTER

LAWRENCE COUNTY

AUDITOR OF STATE OF OHIO CERTIFICATION

This is a true and correct copy of the report, which is required to be filed pursuant to Section 117.26, Revised Code, and which is filed in the Office of the Ohio Auditor of State in Columbus, Ohio.



Certified for Release 4/23/2024

88 East Broad Street, Columbus, Ohio 43215
Phone: 614-466-4514 or 800-282-0370

This report is a matter of public record and is available online at
www.ohioauditor.gov