

**STARK COUNTY
EDUCATIONAL SERVICE CENTER
STARK COUNTY, OHIO**

SINGLE AUDIT REPORT

**FOR THE FISCAL YEAR
ENDED JUNE 30, 2021**

James G. Zupka, CPA, Inc.
Certified Public Accountants

OHIO AUDITOR OF STATE
KEITH FABER



88 East Broad Street
Columbus, Ohio 43215
IPAReport@ohioauditor.gov
(800) 282-0370

Governing Board
Stark County Educational Service Center
6057 Strip Avenue North
North Canton, Ohio 44720

We have reviewed the *Independent Auditor's Report* of the Stark County Educational Service Center, Stark County, prepared by James G. Zupka, CPA, Inc., for the audit period July 1, 2020 through June 30, 2021. Based upon this review, we have accepted these reports in lieu of the audit required by Section 117.11, Revised Code. The Auditor of State did not audit the accompanying financial statements and, accordingly, we are unable to express, and do not express an opinion on them.

Our review was made in reference to the applicable sections of legislative criteria, as reflected by the Ohio Constitution, and the Revised Code, policies, procedures and guidelines of the Auditor of State, regulations and grant requirements. The Stark County Educational Service Center is responsible for compliance with these laws and regulations.

A handwritten signature in black ink that reads "Keith Faber".

Keith Faber
Auditor of State
Columbus, Ohio

February 11, 2022

This page intentionally left blank.

**STARK COUNTY EDUCATIONAL SERVICE CENTER
STARK COUNTY, OHIO
SINGLE AUDIT REPORT
FOR THE FISCAL YEAR ENDED JUNE 30, 2021**

TABLE OF CONTENTS

	<u>PAGE</u>
Independent Auditor's Report	1-3
Management Discussion and Analysis	5-14
Statement of Net Position	15
Statement of Activities	16
Balance Sheet - Governmental Funds	17
Reconciliation of Total Governmental Fund Balances to Net Position of Governmental Activities	18
Statement of Revenues, Expenditures and Changes in Fund Balances - Governmental Funds	19
Reconciliation of the Statement of Revenues, Expenditures and Changes in Fund Balances of Governmental Funds to the Statement of Activities	20
Statement of Fiduciary Net Position – Fiduciary Funds	21
Statement of Changes in Fiduciary Net Position – Fiduciary Funds	22
Notes to the Basic Financial Statements	23-56
Required Supplementary Information:	
Schedule of the ESC's Proportionate Share of the Net Pension Liability - School Employees Retirement System (SERS) of Ohio - Last Eight Fiscal Years	58-59
State Teachers Retirement System (STRS) of Ohio – Last Eight Fiscal Years	60-61
Schedule of the ESC Pension Contributions – School Employees Retirement System (SERS) of Ohio – Last Ten Fiscal Years	62-63
State Teachers Retirement System (STRS) of Ohio – Last Ten Fiscal Years	64-65
Schedule of the ESC's Proportionate Share of the Net OPEB Liability - School Employees Retirement System (SERS) of Ohio - Last Five Fiscal Years	66-67
State Teachers Retirement System (STRS) of Ohio – Last Five Fiscal Years	68-69
Schedule of the ESC OPEB Contributions – School Employees Retirement System (SERS) of Ohio – Last Ten Fiscal Years	70-71
State Teachers Retirement System (STRS) of Ohio – Last Ten Fiscal Years	72-73
Notes to the Required Supplementary Information	74-75
Supplementary Information:	
Schedule of Revenues, Expenditures and Changes in Fund Balance – Budget and Actual (Non-GAAP Budgetary Basis) – General Fund	78
Budgetary Notes	79-80
Schedule of Expenditures of Federal Awards	81
Notes to the Schedule of Expenditures of Federal Awards	82
Report on Internal Control Over Financial Reporting and on Compliance and Other Matters Required by <i>Government Auditing Standards</i>	83-84
Report on Compliance for Each Major Program and on Internal Control Over Compliance Required by the Uniform Guidance	85-86
Schedule of Findings and Questioned Costs	87
Schedule of Prior Audit Findings and Recommendations	88

This page intentionally left blank.

JAMES G. ZUPKA, C.P.A., INC.

Certified Public Accountants

5240 East 98th Street

Garfield Hts., Ohio 44125

Member American Institute of Certified Public Accountants

(216) 475 - 6136

Ohio Society of Certified Public Accountants

INDEPENDENT AUDITOR'S REPORT

To the Members of the Governing Board
Stark County Educational Service Center
North Canton, Ohio

The Honorable Keith Faber
Auditor of State
State of Ohio

Report on the Financial Statements

We have audited the accompanying financial statements of the governmental activities, each major fund, and the aggregate remaining fund information of the Stark County Educational Service Center, Stark County, Ohio, (the Center) as of and for the year ended June 30, 2021, and the related notes to the financial statements, which collectively comprise the Center's basic financial statements as listed in the table of contents.

Management's Responsibility for the Financial Statements

Management is responsible for the preparation and fair presentation of these financial statements in accordance with accounting principles generally accepted in the United States of America; this includes the design, implementation, and maintenance of internal control relevant to the preparation and fair presentation of financial statements that are free from material misstatement, whether due to fraud or error.

Auditor's Responsibility

Our responsibility is to express an opinion on these financial statements based on our audit. We conducted our audit in accordance with auditing standards generally accepted in the United States of America and the standards applicable to financial audits contained in *Government Auditing Standards*, issued by the Comptroller General of the United States. Those standards require that we plan and perform the audit to obtain reasonable assurance about whether the financial statements are free from material misstatement.

An audit involves performing procedures to obtain audit evidence about the amounts and disclosures in the financial statements. The procedures selected depend on the auditor's judgment, including the assessment of the risks of material misstatement of the financial statements, whether due to fraud or error. In making those risk assessments, the auditor considers internal control relevant to the Center's preparation and fair presentation of the financial statements in order to design audit procedures that are appropriate in the circumstances, but not for the purpose of expressing an opinion on the effectiveness of the Center's internal control. Accordingly, we express no such opinion. An audit also includes evaluating the appropriateness of accounting policies used and the reasonableness of significant accounting estimates made by management, as well as evaluating the overall presentation of the financial statements.

We believe that the audit evidence we have obtained is sufficient and appropriate to provide a basis for our audit opinion.

Opinion

In our opinion, the financial statements referred to above present fairly, in all material respects, the financial position of the governmental activities, each major fund, and the aggregate remaining fund information of the Stark County Educational Service Center as of June 30, 2021, and the changes in financial position for the year then ended in accordance with accounting principles generally accepted in the United States of America.

Emphasis of Matter

As discussed in Note 18 to the basic financial statements, the financial impact of COVID-19 and the continuing emergency measures may impact subsequent periods of the Center. As discussed in Note 19 to the basic financial statements, the school foundation aid received from the State of Ohio will be funded through the direct funding model. Our opinion is not modified with respect to these matters.

Other Matters

Required Supplementary Information

Accounting principles generally accepted in the United States of America require that the Management's Discussion and Analysis and Schedules of Net Pension and Postemployment Benefit Liabilities and Pension and Postemployment Benefit Contributions, as listed in the table of contents, be presented to supplement the basic financial statements. Such information, although not a part of the basic financial statements, is required by the Governmental Accounting Standards Board, who considers it to be an essential part of financial reporting for placing the basic financial statements in an appropriate operational, economic, or historical context. We have applied certain limited procedures to the required supplementary information in accordance with auditing standards generally accepted in the United States of America, which consisted of inquiries of management about the methods of preparing the information and comparing the information for consistency with management's responses to our inquiries, the basic financial statements, and other knowledge we obtained during our audit of the basic financial statements. We do not express an opinion or provide any assurance on the information because the limited procedures do not provide us with sufficient evidence to express an opinion or provide any assurance.

Supplementary and Other Information

Our audit was conducted for the purpose of forming an opinion on the financial statements that collectively comprise the Center's basic financial statements taken as a whole. The Schedule of Revenues, Expenditures, and Changes in Fund Balance - Budget and Actual (Non-GAAP Budgetary Basis) for the General Fund and the related notes present additional analysis and are not a required part of the basic financial statements.

The Schedule of Expenditures of Federal Awards is presented for purposes of additional analysis as required by Title 2 U.S. Code of Federal Regulations (CFR) Part 200, Uniform Administrative Requirements, Cost Principles, and Audit Requirements for Federal Awards, and is not a required part of the basic financial statements.

The schedules are the responsibility of management and were derived from and relate directly to the underlying accounting and other records used to prepare the basic financial statements. Such information has been subjected to the auditing procedures applied in the audit of the basic financial statements and certain additional procedures, including comparing and reconciling such information directly to the underlying accounting and other records used to prepare the basic financial statements or to the basic financial statements themselves, and other additional procedures in accordance with auditing standards generally accepted in the United States of America. In our opinion, the schedules are fairly stated in all material respects in relation to the basic financial statements as a whole.

Other Reporting Required by *Government Auditing Standards*

In accordance with *Government Auditing Standards*, we have also issued our report dated December 28, 2021, on our consideration of the Center's internal control over financial reporting and on our tests of its compliance with certain provisions of laws, regulations, contracts, and grant agreements and other matters. The purpose of that report is to describe the scope of our testing of internal control over financial reporting and compliance and the results of that testing, and not to provide an opinion on internal control over financial reporting or on compliance. That report is an integral part of an audit performed in accordance with *Government Auditing Standards* in considering the Center's internal control over financial reporting and compliance.



James G. Zupka, CPA, Inc.
Certified Public Accountants

December 28, 2021

This page intentionally left blank.

**STARK COUNTY EDUCATIONAL SERVICE CENTER
STARK COUNTY, OHIO**

MANAGEMENT'S DISCUSSION AND ANALYSIS
FOR THE FISCAL YEAR ENDED JUNE 30, 2021
(UNAUDITED)

The management's discussion and analysis of the Stark County Educational Service Center's ("the ESC") financial performance provides an overall review of the ESC's financial activities for the fiscal year ended June 30, 2021. The intent of this discussion and analysis is to look at the ESC's financial performance as a whole; readers should also review the basic financial statements and the notes to the basic financial statements to enhance their understanding of the ESC's financial performance.

Financial Highlights

Key financial highlights for 2021 are as follows:

- The ESC's net position of governmental activities decreased \$1,833,371 which represents a 7.79% decrease from 2020's net position.
- General revenues accounted for \$1,689,638 in revenue or 4.57% of all revenues. Program specific revenues in the form of charges for services and sales, grants and contributions accounted for \$35,315,815 or 95.43% of total revenues of \$37,005,453.
- The ESC had \$38,838,824 in expenses related to governmental activities; \$35,315,815 of these expenses were offset by program specific charges for services, grants or contributions. General revenues supporting governmental activities (primarily unrestricted grants and entitlements) of \$1,689,638 were not adequate to provide for these programs.
- The ESC has one major governmental fund, the general fund. The general fund had \$29,342,493 in revenues and \$28,554,859 in expenditures. During fiscal 2021, the general fund's fund balance increased \$787,634 from a balance of \$5,671,551 to \$6,459,185.

Using these Basic Financial Statements (BFS)

This annual report consists of a series of financial statements and notes to those statements. These statements are organized so the reader can understand the ESC as a financial whole, an entire operating entity. The statements then proceed to provide an increasingly detailed look at specific financial activities.

The statement of net position and statement of activities provide information about the activities of the whole ESC, presenting both an aggregate view of the ESC's finances and a longer-term view of those finances. Fund financial statements provide the next level of detail. For governmental funds, these statements tell how services were financed in the short-term as well as what remains for future spending. The fund financial statements also look at the ESC's most significant funds with all other nonmajor funds presented in total in one column. In the case of the ESC, the general fund is by far the most significant fund, and the only governmental fund reported as a major fund.

Reporting the ESC as a Whole

Statement of Net Position and the Statement of Activities

While this document contains the large number of funds used by the ESC to provide programs and activities, the view of the ESC as a whole looks at all financial transactions and asks the question, "How did we do financially during 2021?" The statement of net position and the statement of activities answer this question. These statements include all assets, deferred outflows, liabilities, deferred inflows, revenues and expenses using the accrual basis of accounting similar to the accounting used by most private-sector companies. This basis of accounting will take into account all of the current year's revenues and expenses regardless of when cash is received or paid.

These two statements report the ESC's net position and changes in that position. This change in net position is important because it tells the reader that, for the ESC as a whole, the financial position of the ESC has improved or diminished. The causes of this change may be the result of many factors, some financial, some not. Non-financial factors include increased or decreased services desired by school districts, state budget cuts, required educational programs and other factors.

**STARK COUNTY EDUCATIONAL SERVICE CENTER
STARK COUNTY, OHIO**

MANAGEMENT'S DISCUSSION AND ANALYSIS
FOR THE FISCAL YEAR ENDED JUNE 30, 2021
(UNAUDITED)

In the statement of net position and the statement of activities, the governmental activities include the ESC's programs and services, including instruction, support services, and other operations.

Reporting the ESC's Most Significant Funds

Fund Financial Statements

Fund financial reports provide detailed information about the ESC's major fund. The ESC uses many funds to account for a multitude of financial transactions. However, these fund financial statements focus on the ESC's most significant funds. The ESC's major governmental fund is the general fund.

Governmental Funds

Most of the ESC's activities are reported in governmental funds, which focus on how money flows into and out of those funds and the balances left at year-end available for spending in future periods. These funds are reported using an accounting method called modified accrual accounting, which measures cash and all other financial assets that can readily be converted to cash. The governmental fund financial statements provide a detailed short-term view of the ESC's general government operations and the basic services it provides. Governmental fund information helps you determine whether there are more or fewer financial resources that can be spent in the near future to finance educational programs. The relationship (or differences) between governmental activities (reported in the statement of net position and the statement of activities) and governmental funds is reconciled in the basic financial statements.

Reporting the ESC's Fiduciary Responsibilities

The ESC is the fiscal agent of the area A-site, Stark/Portage Area Computer Consortium ("SPARCC"), the Stark County Schools Council of Government and the Stark County Family Council. This activity is presented as fiduciary funds. These activities are excluded from the ESC's other financial statements because the assets cannot be utilized by the ESC to finance its operations.

Notes to the Basic Financial Statements

The notes provide additional information that is essential to a full understanding of the data provided in the government-wide and fund financial statements.

Required Supplementary Information

In addition to the basic financial statements and accompanying notes, this report also presents certain required supplementary information concerning the ESC's net pension liability and net OPEB liability/asset.

**STARK COUNTY EDUCATIONAL SERVICE CENTER
STARK COUNTY, OHIO**

MANAGEMENT'S DISCUSSION AND ANALYSIS
FOR THE FISCAL YEAR ENDED JUNE 30, 2021
(UNAUDITED)

The ESC as a Whole

The statement of net position provides the perspective of the ESC as a whole. The table below provides a summary of the ESC's net position for June 30, 2021 and June 30, 2020.

	Net Position	
	Governmental Activities 2021	Governmental Activities 2020
<u>Assets</u>		
Current and other assets	\$ 14,677,602	\$ 13,496,330
Net OPEB asset	2,088,649	1,896,471
Capital assets, net	<u>3,889,033</u>	<u>3,822,051</u>
Total assets	<u>20,655,284</u>	<u>19,214,852</u>
<u>Deferred outflows of resources</u>		
Pensions	8,695,813	8,044,236
OPEB	<u>1,652,016</u>	<u>1,152,505</u>
Total deferred outflows of resources	<u>10,347,829</u>	<u>9,196,741</u>
<u>Liabilities</u>		
Current liabilities	4,790,643	4,795,742
Long-term liabilities:		
Due within one year	151,255	139,774
Due in more than one year:		
Net pension liability	41,109,971	35,941,863
Net OPEB liability	4,004,279	4,407,463
Other amounts	<u>1,321,485</u>	<u>1,235,460</u>
Total liabilities	<u>51,377,633</u>	<u>46,520,302</u>
<u>Deferred inflows of resources</u>		
Pensions	242,728	1,652,385
OPEB	<u>4,747,045</u>	<u>3,769,828</u>
Total deferred inflows of resources	<u>4,989,773</u>	<u>5,422,213</u>
<u>Net position</u>		
Net investment in capital assets	3,884,246	3,799,042
Restricted	1,071,207	1,149,185
Unrestricted (deficit)	<u>(30,319,746)</u>	<u>(28,479,149)</u>
Total net position	<u>\$ (25,364,293)</u>	<u>\$ (23,530,922)</u>

The net pension liability is reported pursuant to Governmental Accounting Standards Board (GASB) Statement 68, "Accounting and Financial Reporting for Pensions—an Amendment of GASB Statement 27." The other postemployment benefits (OPEB) liability/asset is reported pursuant to GASB Statement 75, "Accounting and Financial Reporting for Postemployment Benefits Other Than Pensions." For reasons discussed below, many end users of this financial statement will gain a clearer understanding of the ESC's actual financial condition by adding deferred inflows related to pension and OPEB, the net pension liability, and the net OPEB liability to the reported net position and subtracting deferred outflows related to pension and OPEB and the net OPEB asset.

**STARK COUNTY EDUCATIONAL SERVICE CENTER
STARK COUNTY, OHIO**

MANAGEMENT'S DISCUSSION AND ANALYSIS
FOR THE FISCAL YEAR ENDED JUNE 30, 2021
(UNAUDITED)

GASB standards are national and apply to all government financial reports prepared in accordance with generally accepted accounting principles. Prior accounting for pensions (GASB 27) and postemployment benefits (GASB 45) focused on a funding approach. This approach limited pension and OPEB costs to contributions annually required by law, which may or may not be sufficient to fully fund each plan's *net pension liability* or *net OPEB liability*. GASB 68 and GASB 75 take an earnings approach to pension and OPEB accounting; however, the nature of Ohio's statewide pension/OPEB plans and state law governing those systems requires additional explanation in order to properly understand the information presented in these statements.

GASB 68 and GASB 75 require the net pension liability and the net OPEB liability to equal the ESC's proportionate share of each plan's collective:

1. Present value of estimated future pension/OPEB benefits attributable to active and inactive employees' past service.
2. Minus plan assets available to pay these benefits.

GASB notes that pension and OPEB obligations, whether funded or unfunded, are part of the "employment exchange" – that is, the employee is trading his or her labor in exchange for wages, benefits, and the promise of a future pension and other postemployment benefits. GASB noted that the unfunded portion of this promise is a present obligation of the government, part of a bargained-for benefit to the employee, and should accordingly be reported by the government as a liability since they received the benefit of the exchange. However, the ESC is not responsible for certain key factors affecting the balance of these liabilities. In Ohio, the employee shares the obligation of funding pension benefits with the employer. Both employer and employee contribution rates are capped by State statute. A change in these caps requires action of both Houses of the General Assembly and approval of the Governor. Benefit provisions are also determined by State statute. The Ohio Revised Code permits, but does not require, the retirement systems to provide healthcare to eligible benefit recipients. The retirement systems may allocate a portion of the employer contributions to provide for these OPEB benefits.

The employee enters the employment exchange with the knowledge that the employer's promise is limited not by contract but by law. The employer enters the exchange also knowing that there is a specific, legal limit to its contribution to the retirement system. In Ohio, there is no legal means to enforce the unfunded liability of the pension/OPEB plan *as against the public employer*. State law operates to mitigate/lessen the moral obligation of the public employer to the employee, because all parties enter the employment exchange with notice as to the law. The retirement system is responsible for the administration of the pension and OPEB plans.

Most long-term liabilities have set repayment schedules or, in the case of compensated absences (i.e. sick and vacation leave), are satisfied through paid time-off or termination payments. There is no repayment schedule for the net pension liability or the net OPEB liability. As explained above, changes in benefits, contribution rates, and return on investments affect the balance of these liabilities but are outside the control of the local government. In the event that contributions, investment returns, and other changes are insufficient to keep up with required payments, State statute does not assign/identify the responsible party for the unfunded portion. Due to the unique nature of how the net pension liability and the net OPEB liability are satisfied, these liabilities are separately identified within the long-term liability section of the statement of net position.

In accordance with GASB 68 and GASB 75, the ESC's statements prepared on an accrual basis of accounting include an annual pension expense and an annual OPEB expense for their proportionate share of each plan's *change* in net pension liability and net OPEB liability/asset, respectively, not accounted for as deferred inflows/outflows.

Analysis of Net Position

Over time, net position can serve as a useful indicator of a government's financial position. At June 30, 2021, the ESC's liabilities and deferred inflows of resources exceeded assets and deferred outflows of resources by \$25,364,293.

Total assets include a net OPEB asset reported by STRS.

**STARK COUNTY EDUCATIONAL SERVICE CENTER
STARK COUNTY, OHIO**

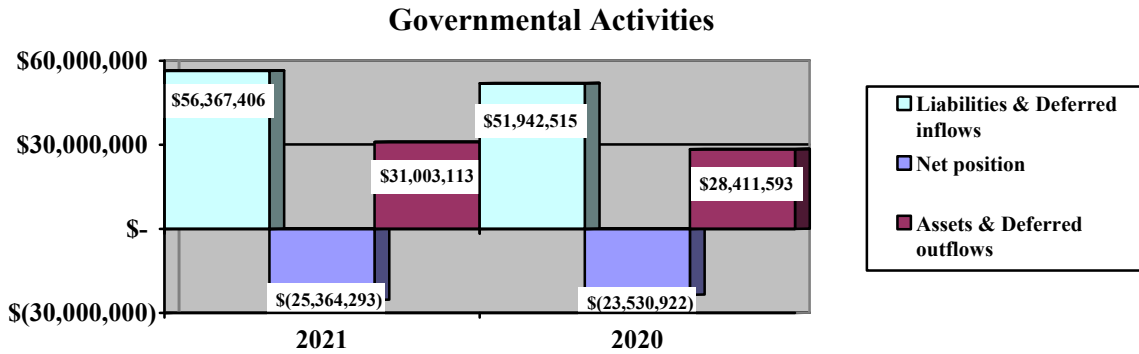
**MANAGEMENT'S DISCUSSION AND ANALYSIS
FOR THE FISCAL YEAR ENDED JUNE 30, 2021
(UNAUDITED)**

At year-end, capital assets represented 18.83% of total assets. Capital assets include land, land improvements, buildings and improvements, furniture and equipment and vehicles. The ESC's net investment in capital assets at June 30, 2021 was \$3,884,246. These capital assets are used to provide services to the students and are not available for future spending. Although the ESC's investment in capital assets is reported net of related debt, it should be noted that the resources to repay the debt must be provided from other sources, since capital assets may not be used to liquidate these liabilities.

The most significant liabilities for the ESC are the net pension liability and the net OPEB liability. These liabilities are outside of the control of the ESC. The ESC contributes its statutorily required contributions to the pension systems; however, it's the pension systems that collect, hold and distribute pensions and OPEB to ESC's employees, not the ESC.

A portion of the ESC's net position, \$1,071,207, represents resources that are subject to external restriction on how they may be used. The remaining balance of unrestricted net position was a deficit of \$30,319,746.

The graph below illustrates the ESC's governmental activities assets plus deferred outflows, liabilities plus deferred inflows and net position at June 30, 2021 and 2020.



The table below shows the changes in net position for governmental activities between 2021 and 2020.

Change in Net Position

	Governmental Activities <u>2021</u>	Governmental Activities <u>2020</u>
<u>Revenues</u>		
Program revenues:		
Charges for services and sales	\$ 29,285,821	\$ 29,239,116
Operating grants and contributions	6,029,994	3,476,344
General revenues:		
Grants and entitlements	1,658,418	1,724,976
Investment earnings	3,608	97,121
Other	<u>27,612</u>	<u>59,085</u>
Total revenues	<u>\$ 37,005,453</u>	<u>\$ 34,596,642</u>

- - Continued

**STARK COUNTY EDUCATIONAL SERVICE CENTER
STARK COUNTY, OHIO**

MANAGEMENT'S DISCUSSION AND ANALYSIS
FOR THE FISCAL YEAR ENDED JUNE 30, 2021
(UNAUDITED)

Change in Net Position (Continued)

	Governmental Activities <u>2021</u>	Governmental Activities <u>2020</u>
<u>Expenses</u>		
Program expenses:		
Instruction:		
Regular	\$ 642,225	\$ 63,085
Special	14,706,975	14,608,155
Support services:		
Pupil	8,908,847	8,744,720
Instructional staff	5,340,128	5,529,983
Board of education	39,144	23,256
Administration	3,675,386	4,313,324
Fiscal	819,632	860,726
Business	532,744	1,011,013
Operations and maintenance	633,033	612,447
Pupil transportation	10,490	29,734
Central	322,887	100,212
Operations of non-instructional services:		
Food service operations	190,095	136,808
Other non-instructional services	1,010,746	1,002,020
Extracurricular	5,374	19,025
Interest and fiscal charges	1,182	2,579
Intergovernmental pass-through	<u>1,999,936</u>	<u>-</u>
Total expenses	<u>38,838,824</u>	<u>37,057,087</u>
Change in net position	(1,833,371)	(2,460,445)
Net position at beginning of year	<u>(23,530,922)</u>	<u>(21,070,477)</u>
Net position at end of year	<u>\$ (25,364,293)</u>	<u>\$ (23,530,922)</u>

Governmental Activities

Net position of the ESC's governmental activities decreased \$1,833,371. Total governmental expenses of \$38,838,824 were offset by program revenues of \$35,315,815, and general revenues of \$1,689,638. Program revenues supported 90.93% of governmental expenses.

Governmental activities revenue increased approximately \$2.41 million. This is primarily due to an increase in operating grants and contributions. During fiscal year 2021, the ESC received a \$1,999,936 grant from the Ohio Environmental Protection Agency Diesel Mitigation Trust Grant Program on behalf of multiple school districts in Stark and Tuscarawas Counties. This grant was passed through the ESC to area school districts to partially offset the cost of replacing diesel powered school buses with new clean diesel or propane powered school buses. This grant is presented as an operating grant and contribution program revenue and intergovernmental pass-through expense on the ESC's fiscal year 2021 financial statements. The ESC also received grants from the CARES Act to help offset costs related to the COVID-19 pandemic.

The primary sources of revenue for governmental activities are derived from contracted fees for services provided to other entities and tuition. This revenue source represents 79.14% of total governmental revenue.

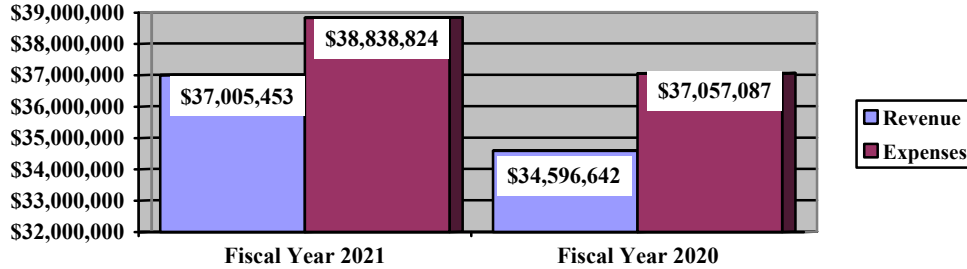
**STARK COUNTY EDUCATIONAL SERVICE CENTER
STARK COUNTY, OHIO**

MANAGEMENT'S DISCUSSION AND ANALYSIS
FOR THE FISCAL YEAR ENDED JUNE 30, 2021
(UNAUDITED)

Overall, expenses of the governmental activities increased \$1,781,737 or 4.81%. This increase is primarily the result of the intergovernmental pass-through grant discussed on the previous page.

The graph below presents the ESC's governmental activities revenue and expenses for fiscal years 2021 and 2020.

Governmental Activities - Revenues and Expenses



The statement of activities shows the cost of program services and the charges for services and grants offsetting those services. The following table shows, for governmental activities, the total cost of services and the net cost of services. That is, it identifies the cost of these services supported by unrestricted State grants and entitlements, and other general revenues not restricted to a specific program.

Governmental Activities

	Total Cost of Services <u>2021</u>	Net Cost of Services <u>2021</u>	Total Cost of Services <u>2020</u>	Net Cost of Services <u>2020</u>
Program expenses				
Instruction:				
Regular	\$ 642,225	\$ 92,838	\$ 63,085	\$ 36,105
Special	14,706,975	1,112,037	14,608,155	1,557,336
Support services:				
Pupil	8,908,847	644,210	8,744,720	994,573
Instructional staff	5,340,128	147,153	5,529,983	382,652
Board of education	39,144	39,144	23,256	23,256
Administration	3,675,386	333,452	4,313,324	469,037
Fiscal	819,632	69,077	860,726	82,392
Business	532,744	(198,550)	1,011,013	54,297
Operations and maintenance	633,033	543,895	612,447	489,342
Pupil transportation	10,490	4,981	29,734	(7,888)
Central	322,887	321,258	100,212	94,374
Operations of non-instructional services:				
Food service operations	190,095	77,662	136,808	75,376
Other non-instructional services	1,010,746	333,086	1,002,020	102,777
Extracurricular	5,374	1,584	19,025	(14,581)
Interest and fiscal charges	1,182	1,182	2,579	2,579
Intergovernmental pass-through	1,999,936	-	-	-
Total	<u>\$ 38,838,824</u>	<u>\$ 3,523,009</u>	<u>\$ 37,057,087</u>	<u>\$ 4,341,627</u>

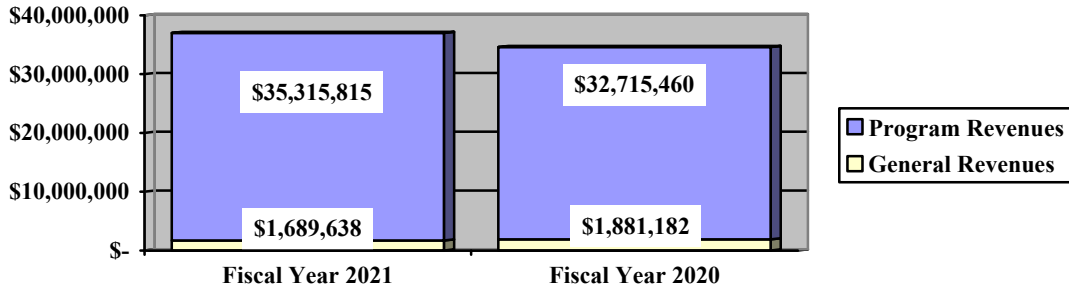
For all governmental activities, program revenue support is 90.93%. The primary support of the ESC is contracted fees for services provided to other districts.

**STARK COUNTY EDUCATIONAL SERVICE CENTER
STARK COUNTY, OHIO**

MANAGEMENT'S DISCUSSION AND ANALYSIS
FOR THE FISCAL YEAR ENDED JUNE 30, 2021
(UNAUDITED)

The graph below presents the ESC's governmental activities revenue for fiscal years 2021 and 2020.

Governmental Activities - General and Program Revenues



The ESC's Funds

The ESC's governmental funds reported a combined fund balance of \$6,830,140, which is greater than last year's balance of \$6,614,769. The schedule below indicates the fund balance and the total change in fund balance as of June 30, 2021 and 2020.

	<u>Fund Balance June 30, 2021</u>	<u>Fund Balance June 30, 2020</u>	<u>Change</u>
Major Fund:			
General	\$ 6,459,185	\$ 5,671,551	\$ 787,634
Other governmental	<u>370,955</u>	<u>943,218</u>	<u>(572,263)</u>
Total	<u>\$ 6,830,140</u>	<u>\$ 6,614,769</u>	<u>\$ 215,371</u>

General Fund

The table that follows assists in illustrating the financial activities and fund balance of the general fund.

	<u>2021 Amount</u>	<u>2020 Amount</u>	<u>Percentage Change</u>
<u>Revenues</u>			
Tuition and fees	\$ 15,565,169	\$ 14,399,553	8.09 %
Services provided to other entities	11,918,324	12,991,283	(8.26) %
Earnings on investments	6,532	93,756	(93.03) %
Intergovernmental	1,676,503	1,752,208	(4.32) %
Other revenues	<u>175,965</u>	<u>404,446</u>	(56.49) %
Total	<u>\$ 29,342,493</u>	<u>\$ 29,641,246</u>	(1.01) %
<u>Expenditures</u>			
Instruction	\$ 12,766,040	\$ 12,392,347	3.02 %
Support services	15,670,812	16,459,266	(4.79) %
Non-instructional services	92,821	103,784	(10.56) %
Facilities acquisition and construction	5,782	48,514	(88.08) %
Debt service	<u>19,404</u>	<u>19,404</u>	-
Total	<u>\$ 28,554,859</u>	<u>\$ 29,023,315</u>	(1.61) %

**STARK COUNTY EDUCATIONAL SERVICE CENTER
STARK COUNTY, OHIO**

MANAGEMENT'S DISCUSSION AND ANALYSIS
FOR THE FISCAL YEAR ENDED JUNE 30, 2021
(UNAUDITED)

The general fund's revenues decreased approximately \$299,000 from the prior fiscal year. This decrease is mainly due to a decrease in intergovernmental funding received from the State. Also, the ESC's earnings on investments decreased due to lower interest rates and the fluctuation in the fair value of the investments. Expenditures in the general fund decreased because some expenditures were offset with CARES Act grants, which are reported in nonmajor special revenue funds.

Capital Assets

At the end of fiscal 2021, the ESC had \$3,889,033 invested in land, land improvements, buildings and improvements, furniture and equipment, and vehicles. This entire amount is reported in governmental activities.

The following table shows fiscal 2021 balances compared to 2020.

**Capital Assets at June 30
(Net of Depreciation)**

	Governmental Activities	
	2021	2020
Land	\$ 111,059	\$ 111,059
Land improvements	22,892	23,508
Buildings and improvements	3,347,487	3,426,162
Furniture and equipment	366,216	209,653
Vehicles	41,379	51,669
Total	\$ 3,889,033	\$ 3,822,051

Total additions to capital assets for 2021 were \$274,496. A total of \$207,514 in depreciation expense was recognized for fiscal year 2021.

See Note 7 to the basic financial statements for additional information on the ESC's capital assets.

Debt Administration

At June 30, 2021, the ESC had \$4,787 in capital leases outstanding. All of this total is due within one year. The following table summarizes the debt outstanding.

Outstanding Debt, at Year End

	Governmental Activities	Governmental Activities
	2021	2020
Capital lease	\$ 4,787	\$ 23,009

See Note 9 to the basic financial statements for additional information on the ESC's debt administration.

**STARK COUNTY EDUCATIONAL SERVICE CENTER
STARK COUNTY, OHIO**

MANAGEMENT'S DISCUSSION AND ANALYSIS
FOR THE FISCAL YEAR ENDED JUNE 30, 2021
(UNAUDITED)

Current Financial Related Activities

The ESC, along with the majority of the school districts in Ohio, continues to be challenged to provide a high level of services in a cost-efficient method. As the preceding information shows, the ESC relies heavily on contracts with local, city, and joint vocational school districts in Stark County and surrounding Counties, as well as State Foundation revenue and grants. The need for additional services from local and city school districts will provide the ESC with the necessary funds to meet its operating expenses in fiscal year 2021 and for the foreseeable future. However, the ESC needs to make sure it provides a high-level service in a cost-efficient manner in order to retain the districts it serves. This point has been especially challenging since the onset of the COVID-19 global pandemic in March 2020. For the 2021 academic year, all of the districts the ESC serves returned to in person learning with some options available for online learning as needed. The ESC has had to adapt and evolve quickly to adjust its service delivery model to fit the district needs. In some cases, this meant adjusting services from an in person format to an online option on a student by student basis. These adjustments often had to be made quickly as students were regularly moving in and out of quarantine. The ESC's ability to rapidly adapt and pivot proved incredibly valuable to its districts resulting in no interruptions in the fees received for services. Moving forward, the ESC will continue to adapt and adjust with Districts as they work through providing a quality education to students under the new norms created by the pandemic.

In fiscal year 2012, every ESC in Ohio was subject to a reduction of approximately 10% of the annual funding provided by the State. This represented an approximate reduction of \$225,000. Near the end of fiscal year 2015, the state legislature once again reduced the per student funding for ESC's by 12% for fiscal year 2016, but then increased funding by 9% for fiscal year 2017. The increase in 2017 came partially from a funding carve out of \$2 per student for ESC's that could demonstrate they are high performing, which the Stark ESC did. The ESC retained its \$2 high performing subsidy for fiscal years 2018, 2019, 2020 and 2021. Moving forward, the tide seems to be shifting on ESC funding. In the recently enacted 2022 and 2023 state biennium budget, the ESC's state funding formula has been completely redone and should result in additional state aide for the first time in over a decade. The new formula is still very reliant on enrollment to drive funding and while the legislature fully approved the new formula, it only chose to fund one third of the new model. It will be up to future sessions of the general assembly to see if the new funding model will be fully funded or redone again.

Declining enrollment also remains a concern of the ESC especially in light of its impact on the State funding model. From 2007 to 2012, when the ESC only served Stark County districts, the ESC saw its average daily membership decline from 63,039 to 60,316. In 2013, membership increased by over 4,000 due to some districts outside of Stark County joining the ESC. However, from 2013 to 2021, total students served still dropped by 2,537 even with Carrollton Exempted Village School District choosing to align with the ESC in 2018. Moving forward, unless additional districts choose to align with the ESC, the overall expectation is for enrollment to continue to decline by about 1% each year.

The needs of districts are always changing. Therefore, the ESC is constantly reviewing its programming to make sure it is providing the services districts need and adjusting how they are provided to make sure and maintain a financially solvent operation.

Contacting the ESC's Financial Management

This financial report is designed to provide the citizens, school districts, and investors and creditors with a general overview of the ESC's finances and to show the ESC's accountability for the money it receives. If you have questions about this report or need additional financial information contact James Carman, Treasurer, Stark County ESC, 6057 Strip Avenue NW, North Canton, Ohio 44720 or by calling (330) 492-8136.

**STARK COUNTY EDUCATIONAL SERVICE CENTER
STARK COUNTY, OHIO**

STATEMENT OF NET POSITION
JUNE 30, 2021

	Governmental Activities
Assets:	
Equity in pooled cash and cash equivalents	\$ 8,755,614
Receivables:	
Accounts	4,513,477
Accrued interest	1,725
Intergovernmental	1,362,656
Prepayments	44,130
Net OPEB asset	2,088,649
Capital assets:	
Nondepreciable capital assets	111,059
Depreciable capital assets, net	3,777,974
Capital assets, net	3,889,033
Total assets	20,655,284
Deferred outflows of resources:	
Pension	8,695,813
OPEB	1,652,016
Total deferred outflows of resources	10,347,829
Liabilities:	
Accounts payable	32,605
Accrued wages and benefits	4,141,903
Intergovernmental payable	66,324
Pension and postemployment benefits payable	549,811
Long-term liabilities:	
Due within one year	151,255
Due in more than one year:	
Net pension liability	41,109,971
Net OPEB liability	4,004,279
Other amounts due in more than one year	1,321,485
Total liabilities	51,377,633
Deferred inflows of resources:	
Pension	242,728
OPEB	4,747,045
Total deferred inflows of resources	4,989,773
Net position:	
Net investment in capital assets	3,884,246
Restricted for:	
Montessori school	417,938
Locally funded programs	338,625
State funded programs	9,930
Federally funded programs	141,005
Food service operations	52,840
Student activities	56,346
Other purposes	54,523
Unrestricted (deficit)	(30,319,746)
Total net position	\$ (25,364,293)

SEE ACCOMPANYING NOTES TO THE BASIC FINANCIAL STATEMENTS

**STARK COUNTY EDUCATIONAL SERVICE CENTER
STARK COUNTY, OHIO**

STATEMENT OF ACTIVITIES
FOR THE FISCAL YEAR ENDED JUNE 30, 2021

	<u>Expenses</u>	<u>Program Revenues</u>		<u>Net (Expense) Revenue and Changes in Net Position</u>
		<u>Charges for Services and Sales</u>	<u>Operating Grants and Contributions</u>	<u>Governmental Activities</u>
Governmental activities:				
Instruction:				
Regular	\$ 642,225	\$ -	\$ 549,387	\$ (92,838)
Special	14,706,975	13,219,268	375,670	(1,112,037)
Support services:				
Pupil	8,908,847	7,641,265	623,372	(644,210)
Instructional staff	5,340,128	3,012,375	2,180,600	(147,153)
Board of education	39,144	-	-	(39,144)
Administration	3,675,386	3,251,495	90,439	(333,452)
Fiscal	819,632	703,053	47,502	(69,077)
Business	532,744	731,294	-	198,550
Operations and maintenance	633,033	45,822	43,316	(543,895)
Pupil transportation	10,490	5,509	-	(4,981)
Central	322,887	1,629	-	(321,258)
Operation of non-instructional services:				
Food service operations	190,095	49,709	62,724	(77,662)
Other non-instructional services	1,010,746	620,612	57,048	(333,086)
Extracurricular activities	5,374	3,790	-	(1,584)
Interest and fiscal charges	1,182	-	-	(1,182)
Intergovernmental pass-through	1,999,936	-	1,999,936	-
Totals	<u>\$ 38,838,824</u>	<u>\$ 29,285,821</u>	<u>\$ 6,029,994</u>	<u>(3,523,009)</u>
General revenues:				
Grants and entitlements not restricted				
to specific programs				1,658,418
Investment earnings				3,608
Miscellaneous				27,612
Total general revenues				<u>1,689,638</u>
Change in net position				(1,833,371)
Net position at beginning of year				<u>(23,530,922)</u>
Net position at end of year				<u>\$ (25,364,293)</u>

SEE ACCOMPANYING NOTES TO THE BASIC FINANCIAL STATEMENTS

**STARK COUNTY EDUCATIONAL SERVICE CENTER
STARK COUNTY, OHIO**

BALANCE SHEET
GOVERNMENTAL FUNDS
JUNE 30, 2021

	<u>General</u>	<u>Nonmajor Governmental Funds</u>	<u>Total Governmental Funds</u>
Assets:			
Equity in pooled cash and cash equivalents	\$ 7,824,577	\$ 931,037	\$ 8,755,614
Receivables:			
Accounts	4,266,845	246,632	4,513,477
Accrued interest	1,725	-	1,725
Intergovernmental	1,053	1,361,603	1,362,656
Prepayments	39,391	4,739	44,130
Due from other funds	675,771	-	675,771
Total assets	<u>\$ 12,809,362</u>	<u>\$ 2,544,011</u>	<u>\$ 15,353,373</u>
Liabilities:			
Accounts payable	\$ 17,711	\$ 14,894	\$ 32,605
Accrued wages and benefits	3,575,699	566,204	4,141,903
Compensated absences payable	34,449	-	34,449
Intergovernmental payable	59,273	7,051	66,324
Pension and postemployment benefits payable	437,699	112,112	549,811
Due to other funds	-	675,771	675,771
Total liabilities	<u>4,124,831</u>	<u>1,376,032</u>	<u>5,500,863</u>
Deferred inflows of resources:			
Intergovernmental revenue not available	1,053	652,721	653,774
Accrued interest not available	941	-	941
Charges for services revenue not available	2,223,352	144,303	2,367,655
Total deferred inflows of resources	<u>2,225,346</u>	<u>797,024</u>	<u>3,022,370</u>
Fund balances:			
Nonspendable:			
Prepays	39,391	4,739	44,130
Unclaimed monies	54,523	-	54,523
Restricted:			
Food service operations	-	52,836	52,836
Federally funded programs	-	63,290	63,290
Extracurricular	-	56,346	56,346
Montessori school	-	372,112	372,112
Other purposes	-	283,048	283,048
Assigned:			
Student instruction	290,545	-	290,545
Student and staff support	458,392	-	458,392
Subsequent year's appropriations	1,146,356	-	1,146,356
Other purposes	7,695	-	7,695
Unassigned (deficit)	4,462,283	(461,416)	4,000,867
Total fund balances	<u>6,459,185</u>	<u>370,955</u>	<u>6,830,140</u>
Total liabilities, deferred inflows and fund balances	<u>\$ 12,809,362</u>	<u>\$ 2,544,011</u>	<u>\$ 15,353,373</u>

SEE ACCOMPANYING NOTES TO THE BASIC FINANCIAL STATEMENTS

**STARK COUNTY EDUCATIONAL SERVICE CENTER
STARK COUNTY, OHIO**

RECONCILIATION OF TOTAL GOVERNMENTAL FUND BALANCES TO
NET POSITION OF GOVERNMENTAL ACTIVITIES
JUNE 30, 2021

Total governmental fund balances		\$	6,830,140
<i>Amounts reported for governmental activities on the statement of net position are different because:</i>			
Capital assets used in governmental activities are not financial resources and therefore are not reported in the funds.			3,889,033
Other long-term assets are not available to pay for current-period expenditures and therefore are deferred inflows in the funds.			
Accounts receivable	\$	2,367,655	
Accrued interest receivable		941	
Intergovernmental receivable		653,774	
Total		653,774	3,022,370
The net pension/OPEB assets & liabilities are not due and payable in the current period; therefore, the assets, liabilities and related deferred inflows/outflows are not reported in governmental funds.			
Deferred outflows - pension		8,695,813	
Deferred inflows - pension		(242,728)	
Net pension liability		(41,109,971)	
Deferred outflows - OPEB		1,652,016	
Deferred inflows - OPEB		(4,747,045)	
Net OPEB asset		2,088,649	
Net OPEB liability		(4,004,279)	
Total		(4,004,279)	(37,667,545)
Long-term liabilities, including bonds payable, are not due and payable in the current period and therefore are not reported in the funds.			
Capital lease obligations		(4,787)	
Compensated absences		(1,433,504)	
Total		(1,438,291)	(1,438,291)
Net position of governmental activities		\$	(25,364,293)

SEE ACCOMPANYING NOTES TO THE BASIC FINANCIAL STATEMENTS

**STARK COUNTY EDUCATIONAL SERVICE CENTER
STARK COUNTY, OHIO**

STATEMENT OF REVENUES, EXPENDITURES AND CHANGES IN FUND BALANCES
GOVERNMENTAL FUNDS
FOR THE FISCAL YEAR ENDED JUNE 30, 2021

	<u>General</u>	<u>Nonmajor Governmental Funds</u>	<u>Total Governmental Funds</u>
Revenues:			
Tuition and fees	\$ 15,565,169	\$ 279,357	\$ 15,844,526
Contributions from private sources	15,146	350,709	365,855
Services provided to other entities	11,918,324	761,175	12,679,499
Intergovernmental	1,676,503	5,303,096	6,979,599
Investment earnings	6,532	-	6,532
Extracurricular	-	3,790	3,790
Charges for services	-	5,200	5,200
Miscellaneous	160,819	1,103	161,922
Total revenues	<u>29,342,493</u>	<u>6,704,430</u>	<u>36,046,923</u>
Expenditures:			
Current:			
Instruction:			
Regular	50,833	549,387	600,220
Special	12,715,207	740,908	13,456,115
Support services:			
Pupil	7,513,311	549,553	8,062,864
Instructional staff	2,860,012	1,957,658	4,817,670
Board of education	39,144	-	39,144
Administration	2,992,199	318,460	3,310,659
Fiscal	700,333	49,097	749,430
Business	719,320	-	719,320
Operations and maintenance	517,787	101,487	619,274
Pupil transportation	9,640	-	9,640
Central	319,066	2,042	321,108
Operation of non-instructional services:			
Food service operations	92,792	84,461	177,253
Other non-instructional services	29	918,330	918,359
Extracurricular activities	-	5,374	5,374
Facilities acquisition and construction	5,782	-	5,782
Debt service:			
Principal retirement	18,222	-	18,222
Interest and fiscal charges	1,182	-	1,182
Intergovernmental pass-through	-	1,999,936	1,999,936
Total expenditures	<u>28,554,859</u>	<u>7,276,693</u>	<u>35,831,552</u>
Net change in fund balances	787,634	(572,263)	215,371
Fund balances at beginning of year	<u>5,671,551</u>	<u>943,218</u>	<u>6,614,769</u>
Fund balances at end of year	<u>\$ 6,459,185</u>	<u>\$ 370,955</u>	<u>\$ 6,830,140</u>

SEE ACCOMPANYING NOTES TO THE BASIC FINANCIAL STATEMENTS

**STARK COUNTY EDUCATIONAL SERVICE CENTER
STARK COUNTY, OHIO**

RECONCILIATION OF THE STATEMENT OF REVENUES, EXPENDITURES
AND CHANGES IN FUND BALANCES OF GOVERNMENTAL FUNDS
TO THE STATEMENT OF ACTIVITIES
FOR THE FISCAL YEAR ENDED JUNE 30, 2021

Net change in fund balances - total governmental funds	\$	215,371
<i>Amounts reported for governmental activities in the statement of activities are different because:</i>		
Governmental funds report capital outlays as expenditures. However, in the statement of activities, the cost of those assets is allocated over their estimated useful lives as depreciation expense.		
Capital asset additions	\$ 274,496	
Current year depreciation	(207,514)	
Total	66,982	66,982
Revenues in the statement of activities that do not provide current financial resources are not reported as revenues in the funds.		
Tuition	70,959	
Earnings on investments	(2,924)	
Services provided to other entities	542,965	
Contributions from private sources	(58,750)	
Miscellaneous	4,572	
Intergovernmental	401,708	
Total	958,530	958,530
Repayment of bond and capital lease principal is an expenditure in the governmental funds, but the repayment reduces long-term liabilities on the statement of net position.		
		18,222
Contractually required contributions are reported as expenditures in governmental funds; however, the statement of net position reports these amounts as deferred outflows.		
Pension	3,023,348	
OPEB	89,912	
Total	3,113,260	3,113,260
Except for amounts reported as deferred inflows/outflows, changes in the net pension/OPEB liability/asset are reported as pension/OPEB expense in the statement of activities.		
Pension	(6,130,222)	
OPEB	27,744	
Total	(6,102,478)	(6,102,478)
Some expenses reported in the statement of activities, such as compensated absences, do not require the use of current financial resources and therefore are not reported as expenditures in governmental funds.		
		(103,258)
Change in net position of governmental activities	\$	(1,833,371)

SEE ACCOMPANYING NOTES TO THE BASIC FINANCIAL STATEMENTS

**STARK COUNTY EDUCATIONAL SERVICE CENTER
STARK COUNTY, OHIO**

STATEMENT OF FIDUCIARY NET POSITION
FIDUCIARY FUNDS
JUNE 30, 2021

	Custodial
Assets:	
Equity in pooled cash and cash equivalents	\$ 36,012,380
Investments	95,042,618
Receivables:	
Accounts	10,380,575
Accrued interest	118,870
Intergovernmental	669,288
Prepayments	6,993
Total assets	142,230,724
Liabilities:	
Accounts payable	1,603,858
Accrued wages and benefits	254,767
Intergovernmental payable	492,040
Unearned revenue	2,302,014
Pension and postemployment benefits payable	47,215
Claims payable	29,690,000
Total liabilities	34,389,894
Net position:	
Restricted for:	
Stark County Schools COG	104,843,011
SPARCC	2,025,239
Stark County Family Council	972,580
Total net position	\$ 107,840,830

SEE ACCOMPANYING NOTES TO THE BASIC FINANCIAL STATEMENTS

**STARK COUNTY EDUCATIONAL SERVICE CENTER
STARK COUNTY, OHIO**

STATEMENT OF CHANGES IN FIDUCIARY NET POSITION
FIDUCIARY FUNDS
FOR THE FISCAL YEAR ENDED JUNE 30, 2021

	Custodial
Additions:	
Amounts received as fiscal agent for Stark County Schools COG	\$ 331,980,898
Amounts received as fiscal agent for SPARCC	6,386,561
Amounts received as fiscal agent for Stark County Family Council	2,130,014
Earnings on Stark County Schools COG investments	77,650
Total additions	340,575,123
Deductions:	
Amounts distributed as fiscal agent for Stark County Schools COG	345,942,193
Amounts distributed as fiscal agent for Stark County SPARCC	6,317,934
Amounts distributed as fiscal agent for Stark County Family Council	1,983,570
Total deductions	354,243,697
Change in net position	(13,668,574)
Net position at beginning of year	121,509,404
Net position at end of year	\$ 107,840,830

SEE ACCOMPANYING NOTES TO THE BASIC FINANCIAL STATEMENTS

**STARK COUNTY EDUCATIONAL SERVICE CENTER
STARK COUNTY, OHIO**

NOTES TO THE BASIC FINANCIAL STATEMENTS
FOR THE FISCAL YEAR ENDED JUNE 30, 2021

NOTE 1 - DESCRIPTION OF THE ESC

The Stark County Educational Service Center (the “ESC”) is a body politic and corporate established for the purpose of exercising the rights and privileges conveyed it by the constitution and laws of the State of Ohio. The ESC supplies supervisory, administrative and other needed services to participating school districts.

The Governing Board consists of 5 members elected by the voters of Stark County. This Board acts as the authorizing body for expenditures, policy and procedures, and approves all financial activities. The ESC is staffed by 300 non-certified employees and 285 certified employees to provide services to students throughout Stark and surrounding Counties.

NOTE 2 - SUMMARY OF SIGNIFICANT ACCOUNTING POLICIES

The basic financial statements of the ESC have been prepared in conformity with accounting principles generally accepted in the United States of America (GAAP) as applied to governmental units. The Governmental Accounting Standards Board (GASB) is the accepted standard-setting body for establishing governmental accounting and financial reporting principles.

A. Reporting Entity

The reporting entity has been defined in accordance with GASB Statement No. 14, “The Financial Reporting Entity” as amended by GASB Statement No. 39, “Determining Whether Certain Organizations Are Component Units” and GASB Statement No. 61, “The Financial Reporting Entity: Omnibus - an Amendment of GASB Statements No. 14 and No. 34.” The reporting entity is composed of the primary government and component units. The primary government consists of all funds, departments, boards and agencies that are not legally separate from the ESC. For the ESC, this includes general operations and student related activities of the ESC.

Component units are legally separate organizations for which the ESC is financially accountable. The ESC is financially accountable for an organization if the ESC appoints a voting majority of the organization’s Governing Board and (1) the ESC is able to significantly influence the programs or services performed or provided by the organization; or (2) the ESC is legally entitled to or can otherwise access the organization’s resources; or (3) the ESC is legally obligated or has otherwise assumed the responsibility to finance the deficits of, or provide financial support to, the organization; or (4) the ESC is obligated for the debt of the organization. Component units may also include organizations that are fiscally dependent on the ESC in that the ESC approves the budget, the issuance of debt or the levying of taxes. Certain organizations are also included as component units if the nature and significance of the relationship between the primary government and the organization is such that exclusion by the primary government would render the primary government’s financial statements incomplete or misleading. Based upon the application of these criteria, the ESC has no component units. The basic financial statements of the reporting entity include only those of the ESC (the primary government).

The ESC is fiscal agent for the Stark County Family Council (the “Council”). The ESC is responsible for receiving and disbursing funds at the direction of the Council. This entity is legally separate from the ESC. The ESC is fiscal agent and custodian for the Council, but is not accountable; therefore, the operations of the Council have been included as a custodial fund in the ESC’s basic financial statements. The funds invested on behalf of the Council have been included in the basic financial statements as “equity in pooled cash and cash equivalents.”

**STARK COUNTY EDUCATIONAL SERVICE CENTER
STARK COUNTY, OHIO**

NOTES TO THE BASIC FINANCIAL STATEMENTS
FOR THE FISCAL YEAR ENDED JUNE 30, 2021

NOTE 2 - SUMMARY OF SIGNIFICANT ACCOUNTING POLICIES - (Continued)

The following organizations are described due to their relationship to the ESC:

JOINTLY GOVERNED ORGANIZATIONS

Stark-Portage Area Computer Consortium (“SPARCC”) - SPARCC is a jointly governed organization which provides computer services to the school districts within the boundaries of Stark and Portage Counties. Each district’s superintendent serves as a representative on the Board, which consists of approximately 30 member districts. However, SPARCC is primarily governed by a six-member Executive Board, which is made up of three representatives from Stark County, two from Portage County, and a Treasurer. The Board meets monthly to address any current issues.

Stark County Schools Council of Governments (“COG”) - The COG is a group purchasing pool. The COG is governed by an Assembly which consists of one representative from each participating school district (usually the superintendent or designee). The Assembly elects officers for one year terms to serve as the Board of Directors. The Assembly exercises control over the operation of the COG. All COG revenues are generated from charges for services.

In the case of SPARCC and the COG, the ESC serves as fiscal agent and custodian but is not accountable; therefore, the operations of SPARCC and the COG have been excluded from the ESC’s financial statements, but the funds held on behalf of SPARCC and the COG are included as custodial funds.

PUBLIC ENTITY RISK POOLS

Stark County Schools Council of Governments Health Benefit Plan

The Stark County Schools Council of Governments Health Benefit Plan is a shared risk pool created pursuant to State statute for the purpose of administering health care benefits. The Health Benefits Plan is provided through the COG. The COG is governed by an assembly which consists of one representative from each participating school district (usually the superintendent or designee). The assembly elects officers for one year terms to serve on the Board of Directors. The assembly exercises control over the operation of the council. All Health Benefits Plan revenues are generated from charges for services received from the participating school districts, based on the established premiums for the insurance plans. Each school district reserves the right to terminate the plan in whole or in part, at any time. If it is terminated, no further contributions will be made, but the benefits under the insurance contract shall be paid in accordance with the terms of the contract.

Stark County Schools Council of Governments Workers’ Compensation Group Rating Plan

The Stark County Schools Council of Governments Workers’ Compensation Group Rating Plan has created a group insurance pool for the purpose of creating a group rating plan for workers’ compensation. The governing body is comprised of the superintendents and the members who have been appointed by the respective governing body of each member.

The intent of the pool is to achieve a reduced rate for the ESC and the other group members. The injury claim history of all participating members is used to calculate a common rate for the group. An annual fee is paid to CompManagement, Inc. to administer the group and to manage any injury claims. Premium savings created by the group are prorated to each member entity annually based on its payroll percent of the group.

B. Fund Accounting

The ESC uses funds to maintain its financial records during the year. A fund is defined as a fiscal and accounting entity with a self balancing set of accounts. There are three categories of funds: governmental, proprietary and fiduciary.

**STARK COUNTY EDUCATIONAL SERVICE CENTER
STARK COUNTY, OHIO**

NOTES TO THE BASIC FINANCIAL STATEMENTS
FOR THE FISCAL YEAR ENDED JUNE 30, 2021

NOTE 2 - SUMMARY OF SIGNIFICANT ACCOUNTING POLICIES - (Continued)

GOVERNMENTAL FUNDS

Governmental funds are those through which most governmental functions typically are financed. Governmental fund reporting focuses on the sources, uses and balances of current financial resources. Expendable assets are assigned to the various governmental funds according to the purposes for which they may or must be used. Current liabilities are assigned to the fund from which they will be paid. The difference between governmental fund assets and deferred outflows of resources and liabilities and deferred inflows of resources are reported as fund balance. The following is the ESC's major governmental fund:

General fund - The general fund is used to account for and report all financial resources not accounted for and reported in another fund. The general fund balance is available for any purpose provided it is expended or transferred according to the general laws of Ohio.

Other governmental funds of the ESC are used to account for specific revenue sources that are restricted or committed to an expenditure for specified purposes other than debt service or capital projects.

PROPRIETARY FUNDS

Proprietary funds are used to account for the ESC's ongoing activities which are similar to those often found in the private sector. The ESC has no proprietary funds.

FIDUCIARY FUNDS

Fiduciary fund reporting focuses on net position and changes in net position. The fiduciary fund category is split into four classifications: pension trust funds, investment trust funds, private-purpose trust funds and custodial funds. Trust funds are used to account for assets held by the ESC under a trust agreement for individuals, private organizations, or other governments and are therefore not available to support the ESC's own programs. The ESC has no trust funds. Custodial funds are used to report fiduciary activities that are not required to be reported in a trust fund. The ESC's custodial funds account for various resources held for the COG, SPARCC and the Council.

C. Basis of Presentation and Measurement Focus

Government-Wide Financial Statements - The statement of net position and the statement of activities display information about the ESC as a whole. These statements include the financial activities of the primary government, except for fiduciary funds.

The government-wide statement of activities presents a comparison between direct expenses and program revenues for each function or program of the governmental activities of the ESC. Direct expenses are those that are specifically associated with a service, program or department and therefore clearly identifiable to a particular function. Program revenues include amounts paid by the recipient of goods or services offered by the program and grants and contributions that are restricted to meeting the operational or capital requirements of a particular program. Revenues not classified as program revenues are presented as general revenues of the ESC.

The government-wide financial statements are prepared using the economic resources measurement focus. All assets, deferred outflows, liabilities and deferred inflows associated with the operation of the ESC are included on the statement of net position.

Fund Financial Statements - Fund financial statements report detailed information about the ESC. The focus of governmental fund financial statements is on major funds rather than reporting funds by type. Each major fund is presented in a separate column, and all nonmajor funds are aggregated into one column. Fiduciary funds are reported by fund type.

**STARK COUNTY EDUCATIONAL SERVICE CENTER
STARK COUNTY, OHIO**

NOTES TO THE BASIC FINANCIAL STATEMENTS
FOR THE FISCAL YEAR ENDED JUNE 30, 2021

NOTE 2 - SUMMARY OF SIGNIFICANT ACCOUNTING POLICIES - (Continued)

All governmental funds are accounted for using a flow of current financial resources measurement focus. With this measurement focus, only current assets, deferred outflows of resources and current liabilities and deferred inflows of resources generally are included on the balance sheet. The statement of revenues, expenditures and changes in fund balances reports on the sources (i.e., revenues and other financing sources) and uses (i.e., expenditures and other financing uses) of current financial resources. This approach differs from the manner in which the governmental activities of the government-wide financial statements are prepared. Governmental fund financial statements therefore include reconciliations with brief explanations to better identify the relationship between the government-wide statements and the statements for governmental funds.

Fiduciary funds present a statement of changes in fiduciary net position which reports additions to and deductions from custodial funds.

D. Basis of Accounting

Basis of accounting determines when transactions are recorded in the financial records and reported on the financial statements. Government-wide financial statements are prepared using the accrual basis of accounting. Governmental funds use the modified accrual basis of accounting. Fiduciary funds also use the accrual basis of accounting.

Revenues - Exchange and Nonexchange Transactions - Revenue resulting from exchange transactions, in which each party gives and receives essentially equal value, is recorded on the accrual basis when the exchange takes place. On a modified accrual basis, revenue is recorded in the fiscal year in which the resources are measurable and become available. Available means that the resources will be collected within the current fiscal year or are expected to be collected soon enough thereafter to be used to pay liabilities of the current fiscal year. For the ESC, available means expected to be received within sixty days of fiscal year end.

Nonexchange transactions, in which the ESC receives value without directly giving equal value in return, include grants, entitlements and donations.

Revenue from grants, entitlements and donations is recognized in the fiscal year in which all eligibility requirements have been satisfied. Eligibility requirements include timing requirements, which specify the year when the resources are required to be used or the fiscal year when use is first permitted, matching requirements, in which the ESC must provide local resources to be used for a specified purpose, and expenditure requirements, in which the resources are provided to the ESC on a reimbursement basis. On a modified accrual basis, revenue from nonexchange transactions must also be available before it can be recognized.

Under the modified accrual basis, the following revenue sources are considered to be both measurable and available at fiscal year-end: tuition, grants, accrued interest, and contract services.

Deferred Outflows of Resources and Deferred Inflows of Resources - In addition to assets, the government-wide statement of net position will report a separate section for deferred outflows of resources. Deferred outflows of resources, represents a consumption of net position that applies to a future period and will not be recognized as an outflow of resources (expense/expenditure) until then. See Notes 11 and 12 for deferred outflows of resources related to the ESC's net pension liability and net OPEB liability/asset, respectively.

**STARK COUNTY EDUCATIONAL SERVICE CENTER
STARK COUNTY, OHIO**

NOTES TO THE BASIC FINANCIAL STATEMENTS
FOR THE FISCAL YEAR ENDED JUNE 30, 2021

NOTE 2 - SUMMARY OF SIGNIFICANT ACCOUNTING POLICIES - (Continued)

In addition to liabilities, both the government-wide statement of net position and the governmental fund financial statements report a separate section for deferred inflows of resources. Deferred inflows of resources represent an acquisition of net position that applies to a future period and will not be recognized as an inflow of resources (revenue) until that time. For the ESC, deferred inflows of resources include unavailable revenue. Unavailable revenue is reported only on the governmental funds balance sheet, and represents receivables which will not be collected within the available period. For the ESC, unavailable revenue includes, but is not limited to, tuition, accrued interest, services provided to other entities and intergovernmental grants. These amounts are deferred and recognized as an inflow of resources in the period the amounts become available.

See Notes 11 and 12 for deferred inflows of resources related to the ESC's net pension liability and net OPEB liability/asset, respectively. This deferred inflow of resources is only reported on the government-wide statement of net position.

Expenses/Expenditures - On the accrual basis of accounting, expenses are recognized at the time they are incurred.

The measurement focus of governmental fund accounting is on decreases in net financial resources (expenditures) rather than expenses. Expenditures are generally recognized in the accounting period in which the related fund liability is incurred, if measurable. Allocations of cost, such as depreciation and amortization, are not recognized in governmental funds.

E. Budgets

Although not legally required, the ESC adopts its budget for all funds. The budget includes the estimated resources and expenditures for each fund and consists of three parts; Part (A) includes entitlement funding from the State, Part (B) includes the cost of all other lawful expenditures of the ESC (which are apportioned by the State Department of Education to each local board of education under the supervision of the ESC), and Part (C) includes the adopted appropriation resolution.

In fiscal year 2004, the ESC's requirement to file budgetary information with the Ohio Department of Education was eliminated. Even though the budgetary process for the ESC is discretionary, the ESC continues to have its Board approve appropriations and estimated resources. The ESC's Board adopts an annual appropriation resolution, which is the Board's authorization to spend resources and sets annual limits on expenditures plus encumbrances at the level of control selected by the Board. The level of control has been established by the Board at the object level for the general fund and at the fund level for all other funds. Budgetary information for the general fund has been presented as supplementary information to the basic financial statements.

F. Cash and Investments

To improve cash management, cash received by the ESC is pooled. Monies for all funds, including fiduciary funds, are maintained in this pool. Individual fund integrity is maintained through the ESC's records. Each fund's interest in the pool is presented as "equity in pooled cash and cash equivalents" on the basic financial statements.

During fiscal year 2021, investments were limited to federal agency securities, negotiable CD's, commercial paper, U.S. Treasury notes, municipal bonds, mutual fund sweeps, U.S. Government money market mutual funds and investments in the State Treasury Asset Reserve of Ohio (STAR Ohio). Except for nonparticipating investment contracts, investments are reported at fair value which is based on quoted market prices. Nonparticipating investment contracts, such as repurchase agreements, are reported at cost. The ESC has no repurchase agreements.

**STARK COUNTY EDUCATIONAL SERVICE CENTER
STARK COUNTY, OHIO**

NOTES TO THE BASIC FINANCIAL STATEMENTS
FOR THE FISCAL YEAR ENDED JUNE 30, 2021

NOTE 2 - SUMMARY OF SIGNIFICANT ACCOUNTING POLICIES - (Continued)

STAR Ohio (the State Treasury Asset Reserve of Ohio), is an investment pool managed by the State Treasurer’s Office which allows governments within the State to pool their funds for investment purposes. STAR Ohio is not registered with the SEC as an investment company, but has adopted Governmental Accounting Standards Board (GASB), Statement No. 79, “Certain External Investment Pools and Pool Participants.” The ESC measures its investment in STAR Ohio at the net asset value (NAV) per share provided by STAR Ohio. The NAV per share is calculated on an amortized cost basis that provides an NAV per share that approximates fair value.

For fiscal year 2021, there were no limitations or restrictions on any participant withdrawals due to redemption notice periods, liquidity fees, or redemption gates. However, notice must be given 24 hours in advance of all deposits and withdrawals exceeding \$100 million. STAR Ohio reserves the right to limit the transaction to \$250 million, requiring the excess amount to be transacted the following business day(s), but only to the \$250 million limit. All accounts of the participant will be combined for these purposes.

Under existing Ohio statutes all investment earnings are assigned to the general fund unless statutorily required to be credited to a specific fund. Earnings on investments revenue credited to the general fund during fiscal 2021 totaled \$6,532, which includes \$1,825 assigned from other ESC funds.

For presentation on the basic financial statements, investments of the cash management pool and investments with original maturities of three months or less at the time they are purchased by the ESC are considered to be cash equivalents. Investments with an initial maturity of more than three months are reported as investments.

An analysis of the ESC’s investment account at year end is provided in Note 4.

G. Capital Assets

General capital assets are those assets specifically related to governmental activities. These assets generally result from expenditures in the governmental funds. These assets are reported in the governmental activities column of the government-wide statement of net position but are not reported in the fund financial statements.

All capital assets are capitalized at cost (or estimated historical cost) and updated for additions and retirements during the year. Donated capital assets are recorded at their acquisition values as of the date received. The ESC maintains a capitalization threshold of \$5,000. The ESC does not possess any infrastructure. Improvements are capitalized; the costs of normal maintenance and repairs that do not add to the value of the asset or materially extend an asset’s life are not.

All reported capital assets, except land, are depreciated. Improvements are depreciated over the remaining useful lives of the related capital assets.

Depreciation is computed using the straight-line method over the following useful lives:

<u>Description</u>	<u>Governmental Activities Estimated Lives</u>
Land improvements	30 years
Building and improvements	50 years
Furniture and equipment	5 - 10 years
Vehicles	5 - 10 years

**STARK COUNTY EDUCATIONAL SERVICE CENTER
STARK COUNTY, OHIO**

NOTES TO THE BASIC FINANCIAL STATEMENTS
FOR THE FISCAL YEAR ENDED JUNE 30, 2021

NOTE 2 - SUMMARY OF SIGNIFICANT ACCOUNTING POLICIES - (Continued)

H. Compensated Absences

Compensated absences of the ESC consist of vacation leave and sick leave to the extent that payments to the employee for these absences are attributable to services already rendered and are not contingent on a specific event that is outside the control of the ESC and the employee.

In accordance with the provisions of GASB Statement No. 16, "Accounting for Compensated Absences," a liability for vacation leave is accrued if (a) the employees' rights to payment are attributable to services already rendered; and (b) it is probable that the employer will compensate the employees for the benefits through paid time off or other means, such as cash payment at termination or retirement. An accrual for earned sick leave is made to the extent that it is probable that the benefits will result in termination (severance) payments. A liability for sick leave is accrued using the vesting method; i.e., the liability is based on the sick leave accumulated at the balance sheet date by those employees who are currently eligible to receive termination (severance) payments, as well as those employees expected to become eligible in the future. For purposes of establishing a liability for sick leave on employees expected to become eligible to retire in the future, all employees age 50 or greater with at least 10 years of service and for all employees with at least 20 years of service at any age were considered expected to become eligible to retire in accordance with GASB Statement No. 16.

The total liability for vacation and sick leave payments has been calculated using pay rates in effect at June 30, 2021 and reduced to the maximum payment allowed by labor contracts and/or statute, plus any applicable additional salary related payments.

The entire compensated absence liability is reported on the government-wide financial statements.

For governmental fund financial statements, compensated absences are recognized as liabilities and expenditures as payments come due each period upon the occurrence of employee resignations and retirements.

I. Accrued Liabilities and Long-Term Obligations

All payables, accrued liabilities and long-term obligations are reported in the government-wide financial statements, and all payables and accrued liabilities from the fiduciary funds are reported on the fiduciary fund statements.

In general, governmental fund payables and accrued liabilities that, once incurred, are paid in a timely manner and in full from current financial resources are reported as obligations of the funds. However, compensated absences, net pension liability and net OPEB liability that will be paid from governmental funds are reported as a liability in the fund financial statements only to the extent that they are due for payment during the current year. Capital leases are recognized as a liability in the fund financial statements when due. Net pension/OPEB liability should be recognized in the governmental funds to the extent that benefit payments are due and payable and the pension/OPEB plan's fiduciary net position is not sufficient for payment of those benefits.

J. Fund Balance

Fund balance is divided into five classifications based primarily on the extent to which the ESC is bound to observe constraints imposed upon the use of the resources in the governmental funds. The classifications are as follows:

Nonspendable - The nonspendable fund balance classification includes amounts that cannot be spent because they are not in spendable form or legally required to be maintained intact. The "not in spendable form" criterion includes items that are not expected to be converted to cash.

**STARK COUNTY EDUCATIONAL SERVICE CENTER
STARK COUNTY, OHIO**

NOTES TO THE BASIC FINANCIAL STATEMENTS
FOR THE FISCAL YEAR ENDED JUNE 30, 2021

NOTE 2 - SUMMARY OF SIGNIFICANT ACCOUNTING POLICIES - (Continued)

Restricted - Fund balance is reported as restricted when constraints are placed on the use of resources that are either externally imposed by creditors (such as through debt covenants), grantors, contributors, or laws or regulations of other governments, or imposed by law through constitutional provisions or enabling legislation.

Committed - The committed fund balance classification includes amounts that can be used only for the specific purposes imposed by a formal action (resolution) of the Governing Board (the highest level of decision making authority). Those committed amounts cannot be used for any other purpose unless the Governing Board removes or changes the specified use by taking the same type of action (resolution) it employed to previously commit those amounts. Committed fund balance also incorporates contractual obligations to the extent that existing resources in the fund have been specifically committed for use in satisfying those contractual requirements.

Assigned - Amounts in the assigned fund balance classification are intended to be used by the ESC for specific purposes but do not meet the criteria to be classified as restricted nor committed. In governmental funds other than the general fund, assigned fund balance represents the remaining amount that is not restricted or committed. In the general fund, assigned amounts represent intended uses established by policies of the Governing Board, which includes giving the Treasurer the authority to constrain monies for intended purposes.

Unassigned - Unassigned fund balance is the residual classification for the general fund and includes all spendable amounts not contained in the other classifications. In other governmental funds, the unassigned classification is only used to report a deficit fund balance resulting from overspending for specific purposes for which amounts had been restricted, committed, or assigned.

The ESC applies restricted resources first when expenditures are incurred for purposes for which restricted and unrestricted (committed, assigned, and unassigned) fund balance is available. Similarly, within unrestricted fund balance, committed amounts are reduced first followed by assigned, and then unassigned amounts when expenditures are incurred for purposes for which amounts in any of the unrestricted fund balance classifications could be used.

K. Net Position

Net position represents the difference between assets and deferred outflows and liabilities and deferred inflows. The net position component "net investment in capital assets," consists of capital assets, net of accumulated depreciation, reduced by the outstanding balances of any borrowing used for the acquisition, construction or improvement of those assets. Deferred outflows of resources and deferred inflows of resources that are attributable to the acquisition, construction or improvement of those assets or related debt also should be included in this component of net position. Net position is reported as restricted when there are limitations imposed on its use either through the enabling legislation adopted by the ESC or through external restrictions imposed by creditors, grantors or laws or regulations of other governments.

The ESC applies restricted resources first when an expense is incurred for purposes for which both restricted and unrestricted net position is available.

L. Prepayments

Certain payments to vendors reflect the costs applicable to future accounting periods and are recorded as prepaid items in both government-wide and fund financial statements. These items are reported as assets on the balance sheet using the consumption method. A current asset for the prepaid amounts is recorded at the time of the purchase and the expenditure/expense is reported in the year in which services are consumed.

**STARK COUNTY EDUCATIONAL SERVICE CENTER
STARK COUNTY, OHIO**

NOTES TO THE BASIC FINANCIAL STATEMENTS
FOR THE FISCAL YEAR ENDED JUNE 30, 2021

NOTE 2 - SUMMARY OF SIGNIFICANT ACCOUNTING POLICIES - (Continued)

M. Estimates

The preparation of the basic financial statements in conformity with GAAP requires management to make estimates and assumptions that affect the amounts reported in the basic financial statements and accompanying notes. Actual results may differ from those estimates.

N. Interfund Activity

Exchange transactions between funds are reported as revenues in the seller funds and as expenditures/expenses in the purchaser funds. Flows of cash or goods from one fund to another without a requirement for repayment are reported as interfund transfers. Repayments from funds responsible for particular expenditures/expenses to the funds that initially paid for them are not presented on the basic financial statements. Interfund activities between governmental funds are eliminated in the statement of activities.

O. Interfund Balances

On fund financial statements, receivables and payables resulting from cash deficits among the governmental activities are classified as amounts "due to/from other funds". These amounts are eliminated in the governmental activities column on the statement of net position.

P. Pensions/Other Postemployment Benefits (OPEB)

For purposes of measuring the net pension/OPEB liability, net OPEB asset, deferred outflows of resources and deferred inflows of resources related pensions/OPEB, and pension/OPEB expense, information about the fiduciary net position of the pension/OPEB plans and additions to/deductions from their fiduciary net position have been determined on the same basis as they are reported by the pension/OPEB plan. For this purpose, benefit payments (including refunds of employee contributions) are recognized when due and payable in accordance with the benefit terms. The pension/OPEB plans report investments at fair value.

Q. Fair Value

The ESC categorizes its fair value measurements within the fair value hierarchy established by generally accepted accounting principles. The hierarchy is based on the valuation inputs used to measure the fair value of the asset. Level 1 inputs are quoted prices in active markets for identical assets; Level 2 inputs are significant other observable inputs; Level 3 inputs are significant unobservable inputs.

R. Extraordinary and Special Items

Extraordinary items are transactions or events that are both unusual in nature and infrequent in occurrence. Special items are transactions or events that are within the control of the Governing Board and that are either unusual in nature or infrequent in occurrence. Neither type of transaction occurred during fiscal year 2021.

NOTE 3 - ACCOUNTABILITY AND COMPLIANCE

A. Change in Accounting Principles

For fiscal year 2021, the ESC applied GASB Statement No. 95, "Postponement of the Effective Dates of Certain Authoritative Guidance." GASB Statement No. 95 provides temporary relief to governments and other stakeholders in light of the COVID-19 pandemic. This objective is accomplished by postponing the effective dates of certain provisions in Statements and Implementation Guides that first became effective or are scheduled to become effective for periods beginning after June 15, 2018, and later.

**STARK COUNTY EDUCATIONAL SERVICE CENTER
STARK COUNTY, OHIO**

NOTES TO THE BASIC FINANCIAL STATEMENTS
FOR THE FISCAL YEAR ENDED JUNE 30, 2021

NOTE 3 - ACCOUNTABILITY AND COMPLIANCE - (Continued)

Certain provisions contained in the following pronouncements were scheduled to be implemented for the fiscal year ended June 30, 2021. Due to the implementation of GASB Statement No. 95, the effective dates of certain provisions contained in these pronouncements are postponed until the fiscal year ended June 30, 2022:

- Statement No. 87, *Leases*
- Implementation Guide No. 2019-3, *Leases*
- Statement No. 89, *Accounting for Interest Cost Incurred before the End of a Construction Period*
- Statement No. 92, *Omnibus 2020*
- Statement No. 93, *Replacement of Interbank Offered Rates*

B. Deficit Fund Balances

Fund balances at June 30, 2021 included the following individual fund deficits:

<u>Nonmajor funds</u>	<u>Deficit</u>
Public school preschool	\$ 49,069
Miscellaneous state grants	22,177
ESSER	5,854
GEER	177,943
Title VI-B	151,248
Title III	15,142
Title I	8,226
IDEA handicapped preschool	29,029

The general fund is liable for any deficit in these funds and provides transfers when cash is required, not when accruals occur. The deficit fund balances resulted from adjustments for accrued liabilities.

NOTE 4 - DEPOSITS AND INVESTMENTS

State statutes classify monies held by the ESC into three categories.

Active deposits are public deposits necessary to meet current demands on the treasury. Such monies must be maintained either as cash in the ESC treasury, in commercial accounts payable or withdrawable on demand, including negotiable order of withdrawal (NOW) accounts, or in money market deposit accounts.

Inactive deposits are public deposits that the Governing Board has identified as not required for use within the current five-year period of designation of depositories. Inactive deposits must either be evidenced by certificates of deposit maturing not later than the end of the current period of designation of depositories, or by savings or deposit accounts including, but not limited to, passbook accounts.

Interim deposits are deposits of interim monies. Interim moneys are those monies which are not needed for immediate use, but which will be needed before the end of the current period of designation of depositories.

Interim deposits must be evidenced by time certificates of deposit maturing not more than one year from the date of deposit or by savings or deposit accounts including passbook accounts.

Interim monies may be deposited or invested in the following securities:

1. United States Treasury Notes, Bills, Bonds, or any other obligation or security issued by the United States Treasury or any other obligation guaranteed as to principal and interest by the United States;

**STARK COUNTY EDUCATIONAL SERVICE CENTER
STARK COUNTY, OHIO**

NOTES TO THE BASIC FINANCIAL STATEMENTS
FOR THE FISCAL YEAR ENDED JUNE 30, 2021

NOTE 4 - DEPOSITS AND INVESTMENTS - (Continued)

2. Bonds, notes, debentures, or any other obligations or securities issued by any federal government agency or instrumentality, including, but not limited to, the Federal National Mortgage Association, Federal Home Loan Bank, Federal Farm Credit Bank, Federal Home Loan Mortgage Corporation, and Government National Mortgage Association. All federal agency securities shall be direct issuances of federal government agencies or instrumentalities;
3. Written repurchase agreements in the securities listed above provided that the market value of the securities subject to the repurchase agreement must exceed the principal value of the agreement by at least two percent and be marked to market daily, and that the term of the agreement must not exceed thirty days;
4. Bonds and other obligations of the State of Ohio, and with certain limitations including a requirement for maturity within ten years from the date of settlement, bonds and other obligations of political subdivisions of the State of Ohio, if training requirements have been met;
5. Time certificates of deposit or savings or deposit accounts including, but not limited to, passbook accounts;
6. No-load money market mutual funds consisting exclusively of obligations described in division (1) or (2) and repurchase agreements secured by such obligations, provided that investments in securities described in this division are made on through eligible institutions;
7. The State Treasurer's investment pool, the State Treasury Asset Reserve of Ohio (STAR Ohio); and
8. Certain banker's acceptance and commercial paper notes for a period not to exceed one hundred eighty days and two hundred seventy days, respectively, from the purchase date in an amount not to exceed forty percent of the interim monies available for investment at any one time if training requirements have been met.

Protection of the deposits is provided by the Federal Deposit Insurance Corporation (FDIC), by eligible securities pledged by the financial institution as security for repayment, or by the financial institutions participation in the Ohio Pooled Collateral System (OPCS), a collateral pool of eligible securities deposited with a qualified trustee and pledged to the Treasurer of State to secure the repayment of all public monies deposited in the financial institution.

Investments in stripped principal or interest obligations, reverse repurchase agreements and derivatives are prohibited. The issuance of taxable notes for the purpose of arbitrage, the use of leverage and short selling are also prohibited. Except as noted above, an investment must mature within five years from the date of purchase unless matched to a specific obligation or debt of the ESC, and must be purchased with the expectation that it will be held to maturity. Investments may only be made through specified dealers and institutions. Payment for investments may be made only upon delivery of the securities representing the investments to the Treasurer or, if the securities are not represented by a certificate, upon receipt of confirmation of transfer from the custodian.

A. Deposits with Financial Institutions

At June 30, 2021, the carrying amount of all ESC deposits was \$5,668,278. Based on the criteria described in GASB Statement No. 40, "Deposits and Investment Risk Disclosures," as of June 30, 2021, \$7,118,079 of the ESC's bank balance of \$7,618,079 was exposed to custodial credit risk as discussed below, while \$500,000 was covered by the FDIC.

**STARK COUNTY EDUCATIONAL SERVICE CENTER
STARK COUNTY, OHIO**

NOTES TO THE BASIC FINANCIAL STATEMENTS
FOR THE FISCAL YEAR ENDED JUNE 30, 2021

NOTE 4 - DEPOSITS AND INVESTMENTS - (Continued)

Custodial credit risk is the risk that, in the event of bank failure, the ESC will not be able to recover deposits or collateral securities that are in the possession of an outside party. The ESC has no deposit policy for custodial credit risk beyond the requirements of State statute. Ohio law requires that deposits either be insured or protected by (1) eligible securities pledged to the ESC and deposited with a qualified trustee by the financial institution as security for repayment whose fair value at all times shall be at least 105 percent of the deposits being secured, or (2) participation in the Ohio Pooled Collateral System (OPCS), a collateral pool of eligible securities deposited with a qualified trustee and pledged to the Treasurer of State to secure the repayment of all public monies deposited in the financial institution. OPCS requires the total fair value of the securities pledged to be 102 percent of the deposits being secured or a rate set by the Treasurer of State. For 2021, one of the ESC's financial institutions was approved for a reduced collateral rate of 50 percent through the OPCS, while the other financial institution was not approved for the reduced collateral rate through the OPCS. Although all statutory requirements for the deposit of money had been followed, noncompliance with Federal requirements could potentially subject the ESC to a successful claim by the FDIC.

B. Investments

As of June 30, 2021, the ESC had the following investments and maturities:

Measurement/ <u>Investment type</u>	Measurement <u>value</u>	<u>Investment maturities</u>				
		6 months or <u>less</u>	7 to 12 <u>months</u>	13 to 18 <u>months</u>	19 to 24 <u>months</u>	Greater than <u>24 months</u>
<i>Fair value:</i>						
FHLB	\$ 14,465,150	\$ 1,108,921	\$ 502,160	\$ -	\$ 2,326,879	\$ 10,527,190
FHLMC	21,523,114	-	-	500,155	2,501,180	18,521,779
FNMA	7,790,562	1,001,560	-	507,195	-	6,281,807
FFCB	17,853,316	-	1,003,800	1,000,050	2,530,600	13,318,866
FAMC	2,511,485	-	-	-	1,510,825	1,000,660
Negotiable CD's	8,604,979	248,213	1,255,072	1,264,488	1,695,406	4,141,800
U.S. Treasury notes	5,451,707	1,101,023	-	-	-	4,350,684
Commercial paper	16,864,461	12,893,816	3,970,645	-	-	-
Municipal bonds	2,271,241	1,227,781	492,916	-	550,544	-
U.S. Government money market	1,068,713	1,068,713	-	-	-	-
Mutual fund sweeps	35,324,369	35,324,369	-	-	-	-
<i>Amortized cost:</i>						
STAR Ohio	413,237	413,237	-	-	-	-
Total	\$ 134,142,334	\$ 54,387,633	\$ 7,224,593	\$ 3,271,888	\$ 11,115,434	\$ 58,142,786

The weighted average maturity of investments is 1.88 years.

The ESC's investments in U.S. Government money market mutual funds and mutual fund sweeps are valued using quoted market prices in active markets (Level 1 inputs). The ESC's investments in federal agency securities, municipal bonds, negotiable CD's, commercial paper and U.S. Treasury notes are valued using quoted prices in markets that are not considered to be active, dealer quotations or alternative pricing sources for similar assets or liabilities for which all significant inputs are observable, either directly or indirectly (Level 2 inputs).

Interest Rate Risk: Interest rate risk arises as potential purchasers of debt securities will not agree to pay face value for those securities if interest rates subsequently increase. As a means of limiting its exposure to fair value losses arising from rising interest rates and according to State law, the ESC's investment policy limits investment portfolio maturities to five years or less.

**STARK COUNTY EDUCATIONAL SERVICE CENTER
STARK COUNTY, OHIO**

NOTES TO THE BASIC FINANCIAL STATEMENTS
FOR THE FISCAL YEAR ENDED JUNE 30, 2021

NOTE 4 - DEPOSITS AND INVESTMENTS - (Continued)

Credit Risk: The ESC's investments in federal agency securities and U.S. Treasury notes were rated AA+ and Aaa by Standard & Poor's and Moody's Investor Services, respectively. Standard & Poor's has assigned STAR Ohio and the U.S. Government money market funds an AAAM money market rating. Ohio law requires that STAR Ohio maintain the highest rating provided by at least one nationally recognized standard rating service. The ESC's investments in commercial paper were rated A-1 or A-1+ and P-1 by Standard & Poor's and Moody's Investor Services, respectively. The ESC's investments in municipal bonds were rated SP-1+ or AA+ and MIG1 or Aa1 by Standard & Poor's and Moody's Investor Services, respectively. The ESC's investments in negotiable CD's and mutual fund sweeps are not rated. The ESC's investment policy does not specifically address credit risk beyond the adherence to all relevant sections of the Ohio Revised Code.

Custodial Credit Risk: For an investment, custodial credit risk is the risk that, in the event of the failure of the counterparty, the ESC will not be able to recover the value of its investments or collateral securities that are in the possession of an outside party. The federal agency securities, municipal bonds, commercial paper and U.S. Treasury notes are exposed to custodial credit risk in that they are uninsured, unregistered and held by the counterparty's trust department or agent but not in the ESC's name. The ESC's investments in negotiable CD's are insured by the FDIC. The ESC has no investment policy dealing with investment custodial risk beyond the requirement in State statute that prohibits payment for investments prior to the delivery of the securities representing such investments to the Treasurer or qualified trustee.

Concentration of Credit Risk: The ESC places no limit on the amount that may be invested in any one issuer. The following table includes the percentage of each investment type held by the ESC at June 30, 2021:

<u>Measurement/ Investment type</u>	<u>Measurement value</u>	<u>% of Total</u>
<i>Fair value:</i>		
FHLB	\$ 14,465,150	10.78
FHLMC	21,523,114	16.04
FNMA	7,790,562	5.81
FFCB	17,853,316	13.32
FAMC	2,511,485	1.87
Negotiable CD's	8,604,979	6.41
U.S. Treasury notes	5,451,707	4.06
Commercial paper	16,864,461	12.57
Municipal bonds	2,271,241	1.69
U.S. Government money market	1,068,713	0.80
Mutual fund sweeps	35,324,369	26.34
<i>Amortized cost:</i>		
STAR Ohio	413,237	0.31
Total	<u>\$ 134,142,334</u>	<u>100.00</u>

**STARK COUNTY EDUCATIONAL SERVICE CENTER
STARK COUNTY, OHIO**

NOTES TO THE BASIC FINANCIAL STATEMENTS
FOR THE FISCAL YEAR ENDED JUNE 30, 2021

NOTE 4 - DEPOSITS AND INVESTMENTS - (Continued)

C. Reconciliation of Cash and Investments to the Statement of Net Position

The following is a reconciliation of cash and investments as reported in the note above to cash and investments as reported on the statement of net position as of June 30, 2021:

<u>Cash and investments per note</u>	
Carrying amount of deposits	\$ 5,668,278
Investments	<u>134,142,334</u>
Total	<u>\$ 139,810,612</u>
 <u>Cash and investments per statement of net position</u>	
Governmental activities	\$ 8,755,614
Custodial funds	<u>131,054,998</u>
Total	<u>\$ 139,810,612</u>

NOTE 5 - INTERFUND TRANSACTIONS

Interfund balances at June 30, 2021, as reported on the fund statements, consist of the following amounts due to and due from other funds:

Due to	Due from	Amount
General fund	Nonmajor governmental funds	\$ 675,771

The purpose of the amount due to/from other funds is to cover negative cash balances in the nonmajor governmental funds. The interfund balance will be repaid once the anticipated revenues are received and is expected to be repaid within one year.

Interfund balances between governmental funds are eliminated on the statement of net position.

NOTE 6 - RECEIVABLES

Receivables at June 30, 2021 consisted of accounts (billings to school districts for user charged services and tuition), intergovernmental grants and accrued interest. All receivables are considered collectible in full. A summary of the principal items of receivables reported in the statement of net position follows:

Governmental activities:	
Accounts	\$ 4,513,477
Intergovernmental	1,362,656
Accrued interest	<u>1,725</u>
Total	<u>\$ 5,877,858</u>

Receivables have been disaggregated on the face of the basic financial statements. All receivables are expected to be collected in the subsequent year.

**STARK COUNTY EDUCATIONAL SERVICE CENTER
STARK COUNTY, OHIO**

NOTES TO THE BASIC FINANCIAL STATEMENTS
FOR THE FISCAL YEAR ENDED JUNE 30, 2021

NOTE 7 - CAPITAL ASSETS

Capital asset activity for the fiscal year ended June 30, 2021, was as follows:

	<u>Balance</u> <u>06/30/20</u>	<u>Additions</u>	<u>Deductions</u>	<u>Balance</u> <u>06/30/21</u>
Governmental activities:				
Land	\$ 111,059	\$ -	\$ -	\$ 111,059
Total capital assets, not being depreciated	<u>111,059</u>	<u>-</u>	<u>-</u>	<u>111,059</u>
<i>Capital assets, being depreciated:</i>				
Land improvements	98,252	-	-	98,252
Buildings and improvements	4,303,840	7,804	-	4,311,644
Furniture and equipment	812,223	266,692	-	1,078,915
Vehicles	<u>134,242</u>	<u>-</u>	<u>-</u>	<u>134,242</u>
Total capital assets, being depreciated	<u>5,348,557</u>	<u>274,496</u>	<u>-</u>	<u>5,623,053</u>
<i>Less: accumulated depreciation:</i>				
Land improvements	(74,744)	(616)	-	(75,360)
Buildings and improvements	(877,678)	(86,479)	-	(964,157)
Furniture and equipment	(602,570)	(110,129)	-	(712,699)
Vehicles	<u>(82,573)</u>	<u>(10,290)</u>	<u>-</u>	<u>(92,863)</u>
Total accumulated depreciation	<u>(1,637,565)</u>	<u>(207,514)</u>	<u>-</u>	<u>(1,845,079)</u>
Governmental activities capital assets, net	<u>\$ 3,822,051</u>	<u>\$ 66,982</u>	<u>\$ -</u>	<u>\$ 3,889,033</u>

Depreciation expense was charged to governmental functions as follows:

Instruction:

Special \$ 61,824

Support services:

Pupil 524
Instructional staff 52,249
Administration 19,541
Fiscal 4,212
Business 23,092
Operations and maintenance 8,467
Central 37,605

Total depreciation expense \$ 207,514

NOTE 8 - CAPITALIZED LEASES - LESSEE DISCLOSURE

In fiscal year 2017, the ESC entered into a capitalized lease for copier equipment. The lease agreement meets the criteria of a capital lease as defined by generally accepted accounting principles, which defines a capital lease generally as one which transfers benefits and risks of ownership to the lessee. Capital lease payments have been reclassified and are reflected as debt service expenditures in the financial statements for the governmental funds. These expenditures are reported as function expenditures on the budgetary schedule.

Capital assets consisting of office equipment have been capitalized in the amount of \$80,209. This amount represents the present value of the minimum lease payments at the time of acquisition. A corresponding liability is recorded in the government-wide financial statements. Accumulated depreciation as of June 30, 2021 was \$76,198, leaving a current book value of \$4,011. Principal payments in fiscal year 2021 totaled \$18,222 paid by the general fund.

**STARK COUNTY EDUCATIONAL SERVICE CENTER
STARK COUNTY, OHIO**

NOTES TO THE BASIC FINANCIAL STATEMENTS
FOR THE FISCAL YEAR ENDED JUNE 30, 2021

NOTE 8 - CAPITALIZED LEASES - LESSEE DISCLOSURE - (Continued)

The following is a schedule of the future long-term minimum lease payments required under the capital lease and the present value of the future minimum lease payments as of June 30, 2021:

<u>Fiscal Year Ending June 30,</u>	<u>Amount</u>
2022	\$ 4,851
Total	4,851
Less: amount representing interest	<u>(64)</u>
Present value of minimum lease payments	<u>\$ 4,787</u>

NOTE 9 - LONG-TERM OBLIGATIONS

During the fiscal year 2021, the following activity occurred in governmental activities long-term obligations:

	<u>Balance</u>			<u>Balance</u>	<u>Amounts</u>
	<u>06/30/20</u>	<u>Additions</u>	<u>Reductions</u>	<u>06/30/21</u>	<u>Due in</u>
					<u>One Year</u>
Governmental activities:					
Capital lease obligations	\$ 23,009	\$ -	\$ (18,222)	\$ 4,787	\$ 4,787
Net pension liability	35,941,863	5,168,108	-	41,109,971	-
Net OPEB liability	4,407,463	-	(403,184)	4,004,279	-
Compensated absences	<u>1,352,225</u>	<u>245,110</u>	<u>(129,382)</u>	<u>1,467,953</u>	<u>146,468</u>
Total	<u>\$ 41,724,560</u>	<u>\$ 5,413,218</u>	<u>\$ (550,788)</u>	<u>\$ 46,586,990</u>	<u>\$ 151,255</u>

Compensated absences will be paid from the fund from which the employee's salaries are paid which, for the ESC, is primarily the general fund.

See Note 8 for a description of the ESC's capital lease obligation.

See Note 11 for a description of the ESC's net pension liability. The ESC pays obligations related to employee compensation from the fund benefitting from their service.

See Note 12 for a description of the ESC's net OPEB liability/asset. The ESC pays obligations related to employee compensation from the fund benefitting from their service.

NOTE 10 - RISK MANAGEMENT

A. Comprehensive

The ESC is exposed to various risks of loss related to torts; theft of, damage to, and destruction of assets; errors and omissions; injuries to employees; and natural disasters. The ESC has obtained risk management by traditional means of insuring through a commercial company. With the exception of a deductible, the risk of loss transfers entirely from the ESC to the commercial company. Settled claims resulting from these risks have not exceeded commercial insurance in any of the past three fiscal years. There has been no significant reduction in coverage from the prior fiscal year.

**STARK COUNTY EDUCATIONAL SERVICE CENTER
STARK COUNTY, OHIO**

NOTES TO THE BASIC FINANCIAL STATEMENTS
FOR THE FISCAL YEAR ENDED JUNE 30, 2021

NOTE 10 - RISK MANAGEMENT - (Continued)

B. Shared Risk Pool

The ESC is a participant in the Stark County Schools Council of Governments (“COG”) for the purpose of obtaining benefits at a reduced premium for both health care and workers’ compensation.

The ESC’s insurance program for health care, through the COG, is administered by Mutual Health Services Company and Aultcare Corporation. Payments are made to the COG for monthly premiums, monthly stop-loss premiums and administrative charges. The ESC is fiscal agent for the COG. The Treasurer of the ESC pays Mutual Health Services Company and Aultcare Corporation monthly for all participating districts, the actual amount of claims processed, the stop-loss premium and the administrative charges.

C. Workers’ Compensation

The ESC also participates in a program with the COG to obtain workers’ compensation coverage. This program is administered by CompManagement, Inc. The experience rating of each of the participating districts is calculated as one experience rate and applied to all participants in the program. Premiums paid to the Ohio Bureau of Workers’ Compensation are based on this calculation. Total savings are then determined and each participant’s performance is compared to the overall savings percentage of the program. The districts will then either receive money back or be required to contribute additional money to the program.

NOTE 11 - DEFINED BENEFIT PENSION PLANS

The Statewide retirement systems provide both pension benefits and other postemployment benefits (OPEB).

Net Pension Liability/Net OPEB Liability/Asset

Pensions and OPEB are a component of exchange transactions—between an employer and its employees—of salaries and benefits for employee services. Pensions/OPEB are provided to an employee—on a deferred-payment basis—as part of the total compensation package offered by an employer for employee services each financial period.

The net pension/OPEB liability (asset) represent the ESC’s proportionate share of each pension/OPEB plan’s collective actuarial present value of projected benefit payments attributable to past periods of service, net of each pension/OPEB plan’s fiduciary net position. The net pension/OPEB liability (asset) calculation is dependent on critical long-term variables, including estimated average life expectancies, earnings on investments, cost of living adjustments and others. While these estimates use the best information available, unknowable future events require adjusting these estimates annually.

The Ohio Revised Code limits the ESC’s obligation for this liability to annually required payments. The ESC cannot control benefit terms or the manner in which pensions/OPEB are financed; however, the ESC does receive the benefit of employees’ services in exchange for compensation including pension and OPEB.

GASB 68/75 assumes the liability is solely the obligation of the employer, because (1) they benefit from employee services; and (2) State statute requires funding to come from these employers. All pension contributions to date have come solely from these employers (which also includes pension costs paid in the form of withholdings from employees). The retirement systems may allocate a portion of the employer contributions to provide for these OPEB benefits. In addition, health care plan enrollees pay a portion of the health care costs in the form of a monthly premium. State statute requires the retirement systems to amortize unfunded pension liabilities within 30 years. If the pension amortization period exceeds 30 years, each retirement system’s board must propose corrective action to the State legislature. Any resulting legislative change to benefits or funding could significantly affect the net pension/OPEB liability (asset). Resulting adjustments to the net pension/OPEB liability (asset) would be effective when the changes are legally enforceable. The Ohio Revised Code permits, but does not require, the retirement systems to provide healthcare to eligible benefit recipients.

**STARK COUNTY EDUCATIONAL SERVICE CENTER
STARK COUNTY, OHIO**

NOTES TO THE BASIC FINANCIAL STATEMENTS
FOR THE FISCAL YEAR ENDED JUNE 30, 2021

NOTE 11 - DEFINED BENEFIT PENSION PLANS - (Continued)

The remainder of this note includes the required pension disclosures. See Note 12 for the required OPEB disclosures.

The proportionate share of each plan’s unfunded benefits is presented as a long-term *net pension/OPEB liability (asset)* on the accrual basis of accounting. Any liability for the contractually-required pension contribution outstanding at the end of the year is included in pension and postemployment benefits payable on both the accrual and modified accrual bases of accounting.

Plan Description - School Employees Retirement System (SERS)

Plan Description - The ESC non-teaching employees participate in SERS, a cost-sharing multiple-employer defined benefit pension plan administered by SERS. SERS provides retirement, disability and survivor benefits, annual cost-of-living adjustments, and death benefits to plan members and beneficiaries. Authority to establish and amend benefits is provided by Ohio Revised Code Chapter 3309. SERS issues a publicly available, stand-alone financial report that includes financial statements, required supplementary information and detailed information about SERS’ fiduciary net position. That report can be obtained by visiting the SERS website at www.ohsers.org under Employers/Audit Resources.

Age and service requirements for retirement are as follows:

	Eligible to Retire on or before August 1, 2017 *	Eligible to Retire after August 1, 2017
Full benefits	Age 65 with 5 years of services credit; or Any age with 30 years of service credit	Age 67 with 10 years of service credit; or Age 57 with 30 years of service credit
Actuarially reduced benefits	Age 60 with 5 years of service credit; or Age 55 with 25 years of service credit	Age 62 with 10 years of service credit; or Age 60 with 25 years of service credit

* Members with 25 years of service credit as of August 1, 2017 will be included in this plan.

Annual retirement benefits are calculated based on final average salary multiplied by a percentage that varies based on years of service; 2.2% for the first thirty years of service and 2.5% for years of service credit over 30. Final average salary is the average of the highest three years of salary.

Effective January 1, 2018, SERS cost-of-living adjustment (COLA) changed from a fixed 3% annual increase to one based on the Consumer Price Index (CPI-W) with a cap of 2.5% and a floor of 0%. SERS also has the authority to award or suspend the COLA, or to adjust the COLA above or below CPI-W. SERS suspended the COLA increases for 2018, 2019 and 2020 for current retirees, and confirmed their intent to implement a four-year waiting period for the start of a COLA for future retirees. For 2021, the COLA was 0.5%.

Funding Policy - Plan members are required to contribute 10% of their annual covered salary and the ESC is required to contribute 14% of annual covered payroll. The contribution requirements of plan members and employers are established and may be amended by the SERS’ Retirement Board up to statutory maximum amounts of 10% for plan members and 14% for employers. The Retirement Board, acting with the advice of the actuary, allocates the employer contribution rate among four of the System’s funds (Pension Trust Fund, Death Benefit Fund, Medicare B Fund, and Health Care Fund). For the fiscal year ended June 30, 2021, the allocation to pension, death benefits, and Medicare B was 14.0%.

The ESC’s contractually required contribution to SERS was \$928,815 for fiscal year 2021. Of this amount, \$113,512 is reported as pension and postemployment benefits payable.

**STARK COUNTY EDUCATIONAL SERVICE CENTER
STARK COUNTY, OHIO**

NOTES TO THE BASIC FINANCIAL STATEMENTS
FOR THE FISCAL YEAR ENDED JUNE 30, 2021

NOTE 11 - DEFINED BENEFIT PENSION PLANS - (Continued)

Plan Description - State Teachers Retirement System (STRS)

Plan Description - Licensed teachers participate in STRS, a cost-sharing multiple-employer public employee retirement system administered by STRS. STRS provides retirement and disability benefits to members and death and survivor benefits to beneficiaries. STRS issues a stand-alone financial report that includes financial statements, required supplementary information and detailed information about STRS' fiduciary net position. That report can be obtained by writing to STRS, 275 E. Broad St., Columbus, OH 43215-3771, by calling (888) 227-7877, or by visiting the STRS website at www.strsoh.org.

New members have a choice of three retirement plans: a Defined Benefit (DB) Plan, a Defined Contribution (DC) Plan and a Combined (CO) Plan. Benefits are established by Ohio Revised Code Chapter 3307. The DB Plan offers an annual retirement allowance based on final average salary multiplied by a percentage that varies based on years of service. Effective August 1, 2015, the calculation will be 2.2% of final average salary for the five highest years of earnings multiplied by all years of service. Effective July 1, 2017, the cost-of-living adjustment was reduced to zero. Members are eligible to retire at age 60 with five years of qualifying service credit, or age 55 with 28 years of service, or 33 years of service regardless of age. Eligibility changes will be phased in until August 1, 2026, when retirement eligibility for unreduced benefits will be five years of service credit and age 65, or 35 years of service credit and at least age 60.

The DC Plan allows members to place all of their member contributions and 9.53% of the 14% employer contributions into an investment account. Investment allocation decisions are determined by the member. The remaining 4.47% of the 14% employer rate is allocated to the defined benefit unfunded liability. A member is eligible to receive a retirement benefit at age 50 and termination of employment. The member may elect to receive a lifetime monthly annuity or a lump sum withdrawal.

The Combined Plan offers features of both the DB Plan and the DC Plan. In the Combined Plan, 12% of the 14% member rate goes to the DC Plan and the remaining 2% is applied to the DB Plan. Member contributions to the DC Plan are allocated among investment choices by the member, and contributions to the DB Plan from the employer and the member are used to fund the defined benefit payment at a reduced level from the regular DB Plan. The defined benefit portion of the Combined Plan payment is payable to a member on or after age 60 with five years of service. The defined contribution portion of the account may be taken as a lump sum payment or converted to a lifetime monthly annuity after termination of employment at age 50 and after termination of employment.

New members who choose the DC Plan or Combined Plan will have another opportunity to reselect a permanent plan during their fifth year of membership. Members may remain in the same plan or transfer to another STRS plan. The optional annuitization of a member's defined contribution account or the defined contribution portion of a member's Combined Plan account to a lifetime benefit results in STRS bearing the risk of investment gain or loss on the account. STRS has therefore included all three plan options as one defined benefit plan for GASB 68 reporting purposes.

A DB or Combined Plan member with five or more years of credited service who is determined to be disabled may qualify for a disability benefit. Eligible survivors of members who die before service retirement may qualify for monthly benefits. New members on or after July 1, 2013, must have at least ten years of qualifying service credit to apply for disability benefits. Members in the DC Plan who become disabled are entitled only to their account balance. If a member of the DC Plan dies before retirement benefits begin, the member's designated beneficiary is entitled to receive the member's account balance.

Funding Policy - Employer and member contribution rates are established by the State Teachers Retirement Board and limited by Chapter 3307 of the Ohio Revised Code. For fiscal year 2021, plan members were required to contribute 14% of their annual covered salary. The ESC was required to contribute 14%; the entire 14% was the portion used to fund pension obligations. The fiscal year 2021 contribution rates were equal to the statutory maximum rates.

**STARK COUNTY EDUCATIONAL SERVICE CENTER
STARK COUNTY, OHIO**

NOTES TO THE BASIC FINANCIAL STATEMENTS
FOR THE FISCAL YEAR ENDED JUNE 30, 2021

NOTE 11 - DEFINED BENEFIT PENSION PLANS - (Continued)

The ESC's contractually required contribution to STRS was \$2,094,533 for fiscal year 2021. Of this amount, \$346,421 is reported as pension and postemployment benefits payable.

Pension Liabilities, Pension Expense, and Deferred Outflows of Resources and Deferred Inflows of Resources Related to Pensions

The net pension liability was measured as of June 30, 2020, and the total pension liability used to calculate the net pension liability was determined by an actuarial valuation as of that date. The ESC's proportion of the net pension liability was based on the ESC's share of contributions to the pension plan relative to the projected contributions of all participating entities.

Following is information related to the proportionate share and pension expense:

	<u>SERS</u>	<u>STRS</u>	<u>Total</u>
Proportion of the net pension liability prior measurement date	0.17749528%	0.11450462%	
Proportion of the net pension liability current measurement date	<u>0.18678581%</u>	<u>0.11884212%</u>	
Change in proportionate share	<u>0.00929053%</u>	<u>0.00433750%</u>	
Proportionate share of the net pension liability	\$ 12,354,407	\$ 28,755,564	\$ 41,109,971
Pension expense	\$ 1,725,298	\$ 4,404,924	\$ 6,130,222

At June 30, 2021, the ESC reported deferred outflows of resources and deferred inflows of resources related to pensions from the following sources:

	<u>SERS</u>	<u>STRS</u>	<u>Total</u>
Deferred outflows of resources			
Differences between expected and actual experience	\$ 23,999	\$ 64,520	\$ 88,519
Net difference between projected and actual earnings on pension plan investments	784,255	1,398,388	2,182,643
Changes of assumptions	-	1,543,620	1,543,620
Difference between employer contributions and proportionate share of contributions/ change in proportionate share	333,712	1,523,971	1,857,683
Contributions subsequent to the measurement date	<u>928,815</u>	<u>2,094,533</u>	<u>3,023,348</u>
Total deferred outflows of resources	<u>\$ 2,070,781</u>	<u>\$ 6,625,032</u>	<u>\$ 8,695,813</u>

**STARK COUNTY EDUCATIONAL SERVICE CENTER
STARK COUNTY, OHIO**

NOTES TO THE BASIC FINANCIAL STATEMENTS
FOR THE FISCAL YEAR ENDED JUNE 30, 2021

NOTE 11 - DEFINED BENEFIT PENSION PLANS - (Continued)

	SERS	STRS	Total
Deferred inflows of resources			
Differences between expected and actual experience	\$ -	\$ 183,873	\$ 183,873
Difference between employer contributions and proportionate share of contributions/ change in proportionate share	49,134	9,721	58,855
Total deferred inflows of resources	\$ 49,134	\$ 193,594	\$ 242,728

\$3,023,348 reported as deferred outflows of resources related to pension resulting from ESC contributions subsequent to the measurement date will be recognized as a reduction of the net pension liability in the fiscal year ending June 30, 2022.

Other amounts reported as deferred outflows of resources and deferred inflows of resources related to pension will be recognized in pension expense as follows:

	SERS	STRS	Total
Fiscal Year Ending June 30:			
2022	\$ 159,911	\$ 1,488,389	\$ 1,648,300
2023	360,490	1,004,927	1,365,417
2024	326,894	1,035,135	1,362,029
2025	245,537	808,454	1,053,991
Total	\$ 1,092,832	\$ 4,336,905	\$ 5,429,737

Actuarial Assumptions - SERS

SERS' total pension liability was determined by their actuaries in accordance with GASB Statement No. 67, as part of their annual actuarial valuation for each defined benefit retirement plan. Actuarial valuations of an ongoing plan involve estimates of the value of reported amounts (e.g., salaries, credited service) and assumptions about the probability of occurrence of events far into the future (e.g., mortality, disabilities, retirements, employment termination). Actuarially determined amounts are subject to continual review and potential modifications, as actual results are compared with past expectations and new estimates are made about the future.

Projections of benefits for financial reporting purposes are based on the substantive plan (the plan as understood by the employers and plan members) and include the types of benefits provided at the time of each valuation and the historical pattern of sharing benefit costs between the employers and plan members to that point. The projection of benefits for financial reporting purposes does not explicitly incorporate the potential effects of legal or contractual funding limitations.

Actuarial calculations reflect a long-term perspective. For a newly hired employee, actuarial calculations will take into account the employee's entire career with the employer and also take into consideration the benefits, if any, paid to the employee after termination of employment until the death of the employee and any applicable contingent annuitant. In many cases actuarial calculations reflect several decades of service with the employer and the payment of benefits after termination.

**STARK COUNTY EDUCATIONAL SERVICE CENTER
STARK COUNTY, OHIO**

NOTES TO THE BASIC FINANCIAL STATEMENTS
FOR THE FISCAL YEAR ENDED JUNE 30, 2021

NOTE 11 - DEFINED BENEFIT PENSION PLANS - (Continued)

Key methods and assumptions used in calculating the total pension liability in the latest actuarial valuation, prepared as of June 30, 2020, are presented below:

Wage inflation	3.00%
Future salary increases, including inflation	3.50% to 18.20%
COLA or ad hoc COLA	2.50%
Investment rate of return	7.50% net of investment expense, including inflation
Actuarial cost method	Entry age normal (level percent of payroll)

For 2020, the mortality rates were based on the RP-2014 Blue Collar Mortality Table with fully generational projection and a five-year age set-back for both males and females. Mortality among service retired members, and beneficiaries were based upon the RP-2014 Blue Collar Mortality Table with fully generational projection with Scale BB, 120% of male rates, and 110% of female rates. Mortality among disabled members was based upon the RP-2000 Disabled Mortality Table, 90% for male rates and 100% for female rates, set back five years is used for the period after disability retirement.

The most recent experience study was completed for the five year period ended June 30, 2015.

The long-term return expectation for the Pension Plan Investments has been determined using a building-block approach and assumes a time horizon, as defined in SERS' *Statement of Investment Policy*. A forecasted rate of inflation serves as the baseline for the return expectation. Various real return premiums over the baseline inflation rate have been established for each asset class. The long-term expected nominal rate of return has been determined by calculating a weighted average of the expected real return premiums for each asset class, adding the projected inflation rate, and adding the expected return from rebalancing uncorrelated asset classes.

The target allocation and best estimates of arithmetic real rates of return for each major asset class are summarized in the following table:

Asset Class	Target Allocation	Long-Term Expected Real Rate of Return
Cash	2.00 %	1.85 %
US Equity	22.50	5.75
International Equity	22.50	6.50
Fixed Income	19.00	2.85
Private Equity	12.00	7.60
Real Assets	17.00	6.60
Multi-Asset Strategies	5.00	6.65
Total	<u>100.00 %</u>	

Discount Rate - The total pension liability was calculated using the discount rate of 7.50%. The projection of cash flows used to determine the discount rate assumed the contributions from employers and from the members would be computed based on contribution requirements as stipulated by State statute. Projected inflows from investment earnings were calculated using the long-term assumed investment rate of return (7.50%). Based on those assumptions, the plan's fiduciary net position was projected to be available to make all future benefit payments of current plan members. Therefore, the long-term expected rate of return on pension plan investments was applied to all periods of projected benefits to determine the total pension liability.

**STARK COUNTY EDUCATIONAL SERVICE CENTER
STARK COUNTY, OHIO**

NOTES TO THE BASIC FINANCIAL STATEMENTS
FOR THE FISCAL YEAR ENDED JUNE 30, 2021

NOTE 11 - DEFINED BENEFIT PENSION PLANS - (Continued)

Sensitivity of the ESC's Proportionate Share of the Net Pension Liability to Changes in the Discount Rate - Net pension liability is sensitive to changes in the discount rate, and to illustrate the potential impact the following table presents the net pension liability calculated using the discount rate of 7.50%, as well as what each plan's net pension liability would be if it were calculated using a discount rate that is one percentage point lower (6.50%), or one percentage point higher (8.50%) than the current rate.

	1% Decrease	Current Discount Rate	1% Increase
ESC's proportionate share of the net pension liability	\$ 16,924,029	\$ 12,354,407	\$ 8,520,407

Actuarial Assumptions - STRS

Key methods and assumptions used in the latest actuarial valuation, reflecting experience study results used in the July 1, 2020, actuarial valuation are presented below:

	July 1, 2020
Inflation	2.50%
Projected salary increases	12.50% at age 20 to 2.50% at age 65
Investment rate of return	7.45%, net of investment expenses, including inflation
Payroll increases	3.00%
Cost-of-living adjustments (COLA)	0.00%

For the July 1, 2020, actuarial valuation, post-retirement mortality rates for healthy retirees are based on the RP-2014 Annuitant Mortality Table with 50% of rates through age 69, 70% of rates between ages 70 and 79, 90% of rates between ages 80 and 84, and 100% of rates thereafter, projected forward generationally using mortality improvement scale MP-2016. Post-retirement disabled mortality rates are based on the RP-2014 Disabled Mortality Table with 90% of rates for males and 100% of rates for females, projected forward generationally using mortality improvement scale MP-2016. Pre-retirement mortality rates are based on RP-2014 Employee Mortality Table, projected forward generationally using mortality improvement scale MP-2016.

Actuarial assumptions used in the July 1, 2020 valuation are based on the results of an actuarial experience study for the period July 1, 2011 through June 30, 2016.

**STARK COUNTY EDUCATIONAL SERVICE CENTER
STARK COUNTY, OHIO**

NOTES TO THE BASIC FINANCIAL STATEMENTS
FOR THE FISCAL YEAR ENDED JUNE 30, 2021

NOTE 11 - DEFINED BENEFIT PENSION PLANS - (Continued)

STRS Ohio’s investment consultant develops an estimate range for the investment return assumption based on the target allocation adopted by the Retirement Board. The target allocation and long-term expected rate of return for each major asset class are summarized as follows:

Asset Class	Target Allocation	Long-Term Expected Real Rate of Return *
Domestic Equity	28.00 %	7.35 %
International Equity	23.00	7.55
Alternatives	17.00	7.09
Fixed Income	21.00	3.00
Real Estate	10.00	6.00
Liquidity Reserves	1.00	2.25
Total	<u>100.00 %</u>	

**10-Year geometric nominal returns, which include the real rate of return and inflation of 2.25% and does not include investment expenses. Over a 30-year period, STRS’ investment consultant indicates that the above target allocations should generate a return above the actuarial rate of return, without net value added by management.

Discount Rate - The discount rate used to measure the total pension liability was 7.45% as of June 30, 2020. The projection of cash flows used to determine the discount rate assumes member and employer contributions will be made at the statutory contribution rates in accordance with rate increases described above. For this purpose, only employer contributions that are intended to fund benefits of current plan members and their beneficiaries are included. Projected employer contributions that are intended to fund the service costs of future plan members and their beneficiaries, as well as projected contributions from future plan members, are not included. Based on those assumptions, STRS’ fiduciary net position was projected to be available to make all projected future benefit payments to current plan members as of June 30, 2020. Therefore, the long-term expected rate of return on pension plan investments of 7.45% was applied to all periods of projected benefit payment to determine the total pension liability as of June 30, 2020.

Sensitivity of the ESC’s Proportionate Share of the Net Pension Liability to Changes in the Discount Rate - The following table presents the ESC’s proportionate share of the net pension liability calculated using the current period discount rate assumption of 7.45%, as well as what the ESC’s proportionate share of the net pension liability would be if it were calculated using a discount rate that is one-percentage-point lower (6.45%) or one-percentage-point higher (8.45%) than the current rate:

	1% Decrease	Current Discount Rate	1% Increase
ESC’s proportionate share of the net pension liability	\$ 40,942,918	\$ 28,755,564	\$ 18,427,798

**STARK COUNTY EDUCATIONAL SERVICE CENTER
STARK COUNTY, OHIO**

NOTES TO THE BASIC FINANCIAL STATEMENTS
FOR THE FISCAL YEAR ENDED JUNE 30, 2021

NOTE 12 - DEFINED BENEFIT OPEB PLANS

Net OPEB Liability/Asset

See Note 11 for a description of the net OPEB liability (asset).

Plan Description - School Employees Retirement System (SERS)

Health Care Plan Description - The ESC contributes to the SERS Health Care Fund, administered by SERS for non-certificated retirees and their beneficiaries. For GASB 75 purposes, this plan is considered a cost-sharing other postemployment benefit (OPEB) plan. SERS' Health Care Plan provides healthcare benefits to eligible individuals receiving retirement, disability, and survivor benefits, and to their eligible dependents. Members who retire after June 1, 1986, need 10 years of service credit, exclusive of most types of purchased credit, to qualify to participate in SERS' health care coverage. In addition to age and service retirees, disability benefit recipients and beneficiaries who are receiving monthly benefits due to the death of a member or retiree, are eligible for SERS' health care coverage. Most retirees and dependents choosing SERS' health care coverage are over the age of 65 and therefore enrolled in a fully insured Medicare Advantage plan; however, SERS maintains a traditional, self-insured preferred provider organization for its non-Medicare retiree population. For both groups, SERS offers a self-insured prescription drug program. Health care is a benefit that is permitted, not mandated, by statute. The financial report of the Plan is included in the SERS Comprehensive Annual Financial Report which can be obtained on SERS' website at www.ohsers.org under Employers/Audit Resources.

Access to health care for retirees and beneficiaries is permitted in accordance with Section 3309 of the Ohio Revised Code. The Health Care Fund was established and is administered in accordance with Internal Revenue Code Section 105(e). SERS' Retirement Board reserves the right to change or discontinue any health plan or program. Active employee members do not contribute to the Health Care Plan. The SERS Retirement Board established the rules for the premiums paid by the retirees for health care coverage for themselves and their dependents or for their surviving beneficiaries. Premiums vary depending on the plan selected, qualified years of service, Medicare eligibility, and retirement status.

Funding Policy - State statute permits SERS to fund the health care benefits through employer contributions. Each year, after the allocation for statutorily required pensions and benefits, the Retirement Board may allocate the remainder of the employer contribution of 14% of covered payroll to the Health Care Fund in accordance with the funding policy. For the fiscal year ended June 30, 2021, SERS did not allocate any employer contributions to post-employment health care. An additional health care surcharge on employers is collected for employees earning less than an actuarially determined minimum compensation amount, pro-rated if less than a full year of service credit was earned. For fiscal year 2021, this amount was \$23,000. Statutes provide that no employer shall pay a health care surcharge greater than 2% of that employer's SERS-covered payroll; nor may SERS collect in aggregate more than 1.5% of the total statewide SERS-covered payroll for the health care surcharge. For fiscal year 2021, the ESC's surcharge obligation was \$89,912.

The surcharge added to the allocated portion of the 14% employer contribution rate is the total amount assigned to the Health Care Fund. The ESC's contractually required contribution to SERS was \$89,912 for fiscal year 2021. Of this amount, \$89,912 is reported as pension and postemployment benefits payable.

Plan Description - State Teachers Retirement System (STRS)

Plan Description - The State Teachers Retirement System of Ohio (STRS) administers a cost-sharing Health Plan administered for eligible retirees who participated in the defined benefit or combined pension plans offered by STRS. Ohio law authorizes STRS to offer this plan. Benefits include hospitalization, physicians' fees, prescription drugs and partial reimbursement of monthly Medicare Part B premiums. Medicare Part B premium reimbursements will be discontinued effective January 1, 2021. The Plan is included in the report of STRS which can be obtained by visiting www.strsoh.org or by calling (888) 227-7877.

**STARK COUNTY EDUCATIONAL SERVICE CENTER
STARK COUNTY, OHIO**

NOTES TO THE BASIC FINANCIAL STATEMENTS
FOR THE FISCAL YEAR ENDED JUNE 30, 2021

NOTE 12 - DEFINED BENEFIT OPEB PLANS - (Continued)

Funding Policy - Ohio Revised Code Chapter 3307 authorizes STRS to offer the Plan and gives the Retirement Board discretionary authority over how much, if any, of the health care costs will be absorbed by STRS. Active employee members do not contribute to the Health Care Plan. Nearly all health care plan enrollees, for the most recent year, pay a portion of the health care costs in the form of a monthly premium. Under Ohio law, funding for post-employment health care may be deducted from employer contributions, currently 14% of covered payroll. For the fiscal year ended June 30, 2021, STRS did not allocate any employer contributions to post-employment health care.

OPEB Liabilities/Assets, OPEB Expense, and Deferred Outflows of Resources and Deferred Inflows of Resources Related to OPEB

The net OPEB liability/asset was measured as of June 30, 2020, and the total OPEB liability/asset used to calculate the net OPEB liability/asset was determined by an actuarial valuation as of that date. The ESC's proportion of the net OPEB liability/asset was based on the ESC's share of contributions to the respective retirement systems relative to the contributions of all participating entities.

Following is information related to the proportionate share and OPEB expense:

	<u>SERS</u>	<u>STRS</u>	<u>Total</u>
Proportion of the net OPEB liability/asset prior measurement date	0.17526170%	0.11450462%	
Proportion of the net OPEB liability/asset current measurement date	<u>0.18424650%</u>	<u>0.11884212%</u>	
Change in proportionate share	<u>0.00898480%</u>	<u>0.00433750%</u>	
Proportionate share of the net OPEB liability	\$ 4,004,279	\$ -	\$ 4,004,279
Proportionate share of the net OPEB asset	\$ -	\$ 2,088,649	\$ 2,088,649
OPEB expense	\$ 43,149	\$ (70,893)	\$ (27,744)

At June 30, 2021, the ESC reported deferred outflows of resources and deferred inflows of resources related to OPEB from the following sources:

	<u>SERS</u>	<u>STRS</u>	<u>Total</u>
Deferred outflows of resources			
Differences between expected and actual experience	\$ 52,591	\$ 133,830	\$ 186,421
Net difference between projected and actual earnings on OPEB plan investments	45,118	73,202	118,320
Changes of assumptions	682,591	34,477	717,068
Difference between employer contributions and proportionate share of contributions/ change in proportionate share	319,172	221,123	540,295
Contributions subsequent to the measurement date	<u>89,912</u>	<u>-</u>	<u>89,912</u>
Total deferred outflows of resources	<u>\$ 1,189,384</u>	<u>\$ 462,632</u>	<u>\$ 1,652,016</u>

**STARK COUNTY EDUCATIONAL SERVICE CENTER
STARK COUNTY, OHIO**

NOTES TO THE BASIC FINANCIAL STATEMENTS
FOR THE FISCAL YEAR ENDED JUNE 30, 2021

NOTE 12 - DEFINED BENEFIT OPEB PLANS - (Continued)

	<u>SERS</u>	<u>STRS</u>	<u>Total</u>
Deferred inflows of resources			
Differences between expected and actual experience	\$ 2,036,455	\$ 416,029	\$ 2,452,484
Changes of assumptions	100,859	1,983,869	2,084,728
Difference between employer contributions and proportionate share of contributions/ change in proportionate share	<u>205,859</u>	<u>3,974</u>	<u>209,833</u>
Total deferred inflows of resources	<u>\$ 2,343,173</u>	<u>\$ 2,403,872</u>	<u>\$ 4,747,045</u>

\$89,912 reported as deferred outflows of resources related to OPEB resulting from ESC contributions subsequent to the measurement date will be recognized as a reduction of the net OPEB liability/asset in the fiscal year ending June 30, 2022.

Other amounts reported as deferred outflows of resources and deferred inflows of resources related to OPEB will be recognized in OPEB expense as follows:

	<u>SERS</u>	<u>STRS</u>	<u>Total</u>
Fiscal Year Ending June 30:			
2022	\$ (243,716)	\$ (486,053)	\$ (729,769)
2023	(240,454)	(436,506)	(676,960)
2024	(240,982)	(419,128)	(660,110)
2025	(263,681)	(407,066)	(670,747)
2026	(197,103)	(92,567)	(289,670)
Thereafter	<u>(57,765)</u>	<u>(99,920)</u>	<u>(157,685)</u>
Total	<u>\$ (1,243,701)</u>	<u>\$ (1,941,240)</u>	<u>\$ (3,184,941)</u>

Actuarial Assumptions - SERS

The total OPEB liability is determined by SERS' actuaries in accordance with GASB Statement No. 74, as part of their annual actuarial valuation for each retirement plan. Actuarial valuations of an ongoing plan involve estimates of the value of reported amounts (e.g., salaries, credited service) and assumptions about the probability of occurrence of events far into the future (e.g., mortality, disabilities, retirements, employment terminations). Actuarially determined amounts are subject to continual review and potential modifications, as actual results are compared with past expectations and new estimates are made about the future.

Projections of benefits for financial reporting purposes are based on the substantive plan (the plan as understood by the employers and plan members) and include the types of benefits provided at the time of each valuation and the historical pattern of sharing benefit costs between the employers and plan members to that point. The projection of benefits for financial reporting purposes does not explicitly incorporate the potential effects of legal or contractual funding limitations.

Actuarial calculations reflect a long-term perspective. For a newly hired employee, actuarial calculations will take into account the employee's entire career with the employer and also take into consideration the benefits, if any, paid to the employee after termination of employment until the death of the employee and any applicable contingent annuitant. In many cases, actuarial calculations reflect several decades of service with the employer and the payment of benefits after termination.

**STARK COUNTY EDUCATIONAL SERVICE CENTER
STARK COUNTY, OHIO**

NOTES TO THE BASIC FINANCIAL STATEMENTS
FOR THE FISCAL YEAR ENDED JUNE 30, 2021

NOTE 12 - DEFINED BENEFIT OPEB PLANS - (Continued)

Key methods and assumptions used in calculating the total OPEB liability in the latest actuarial valuation date of June 30, 2020 are presented below:

Wage inflation	3.00%
Future salary increases, including inflation	3.50% to 18.20%
Investment rate of return	7.50% net of investment expense, including inflation
Municipal bond index rate:	
Measurement date	2.45%
Prior measurement date	3.13%
Single equivalent interest rate, net of plan investment expense, including price inflation:	
Measurement date	2.63%
Prior measurement date	3.22%
Medical trend assumption:	
Measurement date	
Medicare	5.25 to 4.75%
Pre-Medicare	7.00 to 4.75%
Prior measurement date	
Medicare	5.25 to 4.75%
Pre-Medicare	7.00 to 4.75%

Mortality rates were based on the RP-2014 Blue Collar Mortality Table with fully generational projection and Scale BB, 120% of male rates and 110% of female rates. RP-2000 Disabled Mortality Table with 90% for male rates and 100% for female rates set back five years.

The most recent experience study was completed for the five year period ended June 30, 2015.

The long-term expected rate of return on plan assets is reviewed as part of the actuarial five-year experience study. The most recent study covers fiscal years 2010 through 2015, and was adopted by the Board on April 21, 2016. Several factors are considered in evaluating the long-term rate of return assumption including long-term historical data, estimates inherent in current market data, and a log-normal distribution analysis in which best-estimate ranges of expected future real rates of return were developed by the investment consultant for each major asset class. These ranges were combined to produce the long-term expected rate of return, 7.50%, by weighting the expected future real rates of return by the target asset allocation percentage and then adding expected inflation. The capital market assumptions developed by the investment consultant are intended for use over a 10-year horizon and may not be useful in setting the long-term rate of return for funding pension plans which covers a longer timeframe. The assumption is intended to be a long-term assumption and is not expected to change absent a significant change in the asset allocation, a change in the inflation assumption, or a fundamental change in the market that alters expected returns in future years.

**STARK COUNTY EDUCATIONAL SERVICE CENTER
STARK COUNTY, OHIO**

NOTES TO THE BASIC FINANCIAL STATEMENTS
FOR THE FISCAL YEAR ENDED JUNE 30, 2021

NOTE 12 - DEFINED BENEFIT OPEB PLANS - (Continued)

The target asset allocation and best estimates of arithmetic real rates of return for each major asset class, as used in the June 30, 2015 five-year experience study, are summarized as follows:

Asset Class	Target Allocation	Long-Term Expected Real Rate of Return
Cash	2.00 %	1.85 %
US Equity	22.50	5.75
International Equity	22.50	6.50
Fixed Income	19.00	2.85
Private Equity	12.00	7.60
Real Assets	17.00	6.60
Multi-Asset Strategies	5.00	6.65
Total	<u>100.00 %</u>	

Discount Rate - The discount rate used to measure the total OPEB liability at June 30, 2020 was 2.63%. The discount rate used to measure total OPEB liability prior to June 30, 2019 was 3.22%. The projection of cash flows used to determine the discount rate assumed that contributions will be made from members and the System at the state statute contribution rate of 2.00% of projected covered employee payroll each year, which includes a 1.50% payroll surcharge and 0.50% of contributions from the basic benefits plan. Based on these assumptions, the OPEB plan's fiduciary net position was projected to become insufficient to make future benefit payments during the fiscal year ending June 30, 2025. Therefore, the long-term expected rate of return on OPEB plan assets was used to present value the projected benefit payments through the fiscal year ending June 30, 2024 and the Fidelity General Obligation 20-year Municipal Bond Index rate of 2.45%, as of June 30, 2020 (i.e. municipal bond rate), was used to present value the projected benefit payments for the remaining years in the projection. A municipal bond rate of 3.13% was used as of June 30, 2019. The total present value of projected benefit payments from all years was then used to determine the single rate of return that was used as the discount rate. The projection of future benefit payments for all current plan members was until the benefit payments ran out.

Sensitivity of the ESC's Proportionate Share of the Net OPEB Liability to Changes in the Discount Rate and Changes in the Health Care Cost Trend Rates - The net OPEB liability is sensitive to changes in the discount rate and the health care cost trend rate. The following table presents the net OPEB liability of SERS, what SERS' net OPEB liability would be if it were calculated using a discount rate that is 1 percentage point lower (1.63%) and higher (3.63%) than the current discount rate (2.63%). Also shown is what SERS' net OPEB liability would be based on health care cost trend rates that are 1 percentage point lower (6.00% decreasing to 3.75%) and higher (8.00% decreasing to 5.75%) than the current rate (7.00% decreasing to 4.75%).

	1% Decrease	Current Discount Rate	1% Increase
ESC's proportionate share of the net OPEB liability	\$ 4,901,139	\$ 4,004,279	\$ 3,291,278
	1% Decrease	Current Trend Rate	1% Increase
ESC's proportionate share of the net OPEB liability	\$ 3,153,065	\$ 4,004,279	\$ 5,142,570

**STARK COUNTY EDUCATIONAL SERVICE CENTER
STARK COUNTY, OHIO**

NOTES TO THE BASIC FINANCIAL STATEMENTS
FOR THE FISCAL YEAR ENDED JUNE 30, 2021

NOTE 12 - DEFINED BENEFIT OPEB PLANS - (Continued)

Actuarial Assumptions - STRS

Key methods and assumptions used in the latest actuarial valuation, reflecting experience study results used in the July 1, 2020, actuarial valuation, compared with July 1, 2019, are presented below:

	July 1, 2020		July 1, 2019	
	Initial	Ultimate	Initial	Ultimate
Inflation	2.50%		2.50%	
Projected salary increases	12.50% at age 20 to 2.50% at age 65		12.50% at age 20 to 2.50% at age 65	
Investment rate of return	7.45%, net of investment expenses, including inflation		7.45%, net of investment expenses, including inflation	
Payroll increases	3.00%		3.00%	
Cost-of-living adjustments (COLA)	0.00%		0.00%	
Discount rate of return	7.45%		7.45%	
Blended discount rate of return	N/A		N/A	
Health care cost trends				
	Initial	Ultimate	Initial	Ultimate
Medical				
Pre-Medicare	5.00%	4.00%	5.87%	4.00%
Medicare	-6.69%	4.00%	4.93%	4.00%
Prescription Drug				
Pre-Medicare	6.50%	4.00%	7.73%	4.00%
Medicare	11.87%	4.00%	9.62%	4.00%

Projections of benefits include the historical pattern of sharing benefit costs between the employers and retired plan members.

For healthy retirees the mortality rates are based on the RP-2014 Annuitant Mortality Table with 50% of rates through age 69, 70% of rates between ages 70 and 79, 90% of rates between ages 80 and 84, and 100% of rates thereafter, projected forward generationally using mortality improvement scale MP-2016. For disabled retirees, mortality rates are based on the RP-2014 Disabled Mortality Table with 90% of rates for males and 100% of rates for females, projected forward generationally using mortality improvement scale MP-2016.

Actuarial assumptions used in the June 30, 2020 valuation are based on the results of an actuarial experience study for the period July 1, 2011 through June 30, 2016.

Assumption Changes Since the Prior Measurement Date - There were no changes in assumptions since the prior measurement date of June 30, 2019.

Benefit Term Changes Since the Prior Measurement Date - There was no change to the claims costs process. Claim curves were updated to reflect the projected fiscal year end 2021 premium based on June 30, 2020 enrollment distribution. The non-Medicare subsidy percentage was increased effective January 1, 2021 from 1.984% to 2.055% per year of service. The non-Medicare frozen subsidy base premium was increased effective January 1, 2021. The Medicare subsidy percentages were adjusted effective January 1, 2021 to 2.1% for the AMA Medicare plan. The Medicare Part B monthly reimbursement elimination date was postponed indefinitely.

**STARK COUNTY EDUCATIONAL SERVICE CENTER
STARK COUNTY, OHIO**

NOTES TO THE BASIC FINANCIAL STATEMENTS
FOR THE FISCAL YEAR ENDED JUNE 30, 2021

NOTE 12 - DEFINED BENEFIT OPEB PLANS - (Continued)

STRS' investment consultant develops an estimate range for the investment return assumption based on the target allocation adopted by the Retirement Board. The target allocation and long-term expected rate of return for each major asset class are summarized as follows:

Asset Class	Target Allocation	Long-Term Expected Real Rate of Return *
Domestic Equity	28.00 %	7.35 %
International Equity	23.00	7.55
Alternatives	17.00	7.09
Fixed Income	21.00	3.00
Real Estate	10.00	6.00
Liquidity Reserves	1.00	2.25
Total	<u>100.00 %</u>	

**10-Year geometric nominal returns, which include the real rate of return and inflation of 2.25% and does not include investment expenses. Over a 30-year period, STRS' investment consultant indicates that the above target allocations should generate a return above the actuarial rate of return, without net value added by management.

Discount Rate - The discount rate used to measure the total OPEB asset was 7.45% as of June 30, 2020. The projection of cash flows used to determine the discount rate assumes STRS Ohio continues to allocate no employer contributions to the health care fund. Based on these assumptions, the OPEB plan's fiduciary net position was projected to be available to make all projected future benefit payments to current plan members. Therefore, the long-term expected rate of return on health care plan investments of 7.45% was used to measure the total OPEB asset as of June 30, 2020.

Sensitivity of the ESC's Proportionate Share of the Net OPEB Asset to Changes in the Discount and Health Care Cost Trend Rate - The following table represents the net OPEB asset as of June 30, 2020, calculated using the current period discount rate assumption of 7.45%, as well as what the net OPEB asset would be if it were calculated using a discount rate that is one percentage point lower (6.45%) or one percentage point higher (8.45%) than the current assumption. Also shown is the net OPEB asset as if it were calculated using health care cost trend rates that are one percentage point lower or one percentage point higher than the current health care cost trend rates.

	1% Decrease	Current Discount Rate	1% Increase
	ESC's proportionate share of the net OPEB asset	\$ 1,817,260	\$ 2,088,649

	1% Decrease	Current Trend Rate	1% Increase
	ESC's proportionate share of the net OPEB asset	\$ 2,304,618	\$ 2,088,649

NOTE 13 - CONTINGENCIES

A. Grants

The ESC receives significant financial assistance from numerous federal, state and local agencies in the form of grants. The disbursement of funds received under these programs generally requires compliance with terms and conditions specified in the grant agreements and is subject to audit by the grantor agencies. Any disallowed claims resulting from such audits could become a liability of the general fund or other applicable funds.

**STARK COUNTY EDUCATIONAL SERVICE CENTER
STARK COUNTY, OHIO**

NOTES TO THE BASIC FINANCIAL STATEMENTS
FOR THE FISCAL YEAR ENDED JUNE 30, 2021

NOTE 13 - CONTINGENCIES - (Continued)

However, in the opinion of management, any such disallowed claims will not have a material effect on the overall financial position of the ESC.

B. Litigation

There are no claims or lawsuits pending against the ESC that, upon ultimate disposition, would have a material effect, if any, on the financial condition of the ESC.

NOTE 14 - RELATED PARTY TRANSACTIONS

During fiscal year 2021, the ESC received fees in the amount of \$1,627,671 for fiscal agent services provided to the Stark County Schools Council of Governments.

The ESC also serves as fiscal agent for Stark Portage Area Computer Consortium (SPARCC). In lieu of fiscal agent fees, the ESC receives computer services from SPARCC at no charge.

NOTE 15 - STATE AND LOCAL FUNDING

The main sources of revenues of Educational Service Center (ESC) funding are the local funds that are deducted from the state foundation funding of the client districts and transferred to the ESC under ORC Sections 3313.843 or 3313.845 as well as state funds that are distributed directly to the ESCs based on parameters listed in Ohio Revised Code (ORC) Sections 265.210 and 265.360. Additionally, ESCs can apply to any state or federal agency for competitive grants.

A. State Funding

ORC Sections 265.210 and 265.360 provide for direct state funding of the ESCs for the general purpose of program maintenance and service delivery to client school districts.

State Per-Pupil Funding - One component of state funding is predicated on the per-pupil amounts. The per-pupil amount is applied to the total count of students of the client districts these entities serve. The law provides for \$40,000,000 in fiscal years 2019, 2020 and 2021, respectively, for this purpose. As the appropriation for this funding is set and the funding is based on a constant per-pupil amount, it is often necessary and authorized by law for the fund distribution to be prorated in order to stay within the appropriations. As the data changes during the course of a fiscal year, so does the proration rate to maintain the appropriated levels.

The Am. Sub. HB 49 continued state per-pupil funding for ESCs. An ESC may apply to the Ohio Department of Education to be designated as a High-Performing ESC. A High-Performing ESC will generate \$26.00 per student instead of the standard amount of \$24.00.

State Gifted Funding - Another component of the state funding of ESCs is for gifted education. Under this section of the law the Ohio Department of Education (ODE) is authorized to set aside \$3,800,000 of the total statewide appropriation slated for Foundation Funding for ESC gifted education. ODE is to distribute this funding through the unit-based funding methodology in place under ORC Section 3317.024(L), ORC Section 3317.05(E) and ORC Section 3317.035(A), (B) and (C) as they existed prior to fiscal year 2010. These sections of the law provide for the cost of each gifted unit to be predicated on the salary and fringes of the full time equivalent of the personnel involved at 15% of the salary figure as well as any additional unit allowances the law allows. The law also provides for the proration of the resulting state funding if the appropriation is not sufficient.

In addition to the above-mentioned funding from the state, ESCs also receive funding to cover the costs associated with the transportation of special needs students and for special equipment needed for such transportation. This aid is calculated as the lesser of the actual cost reported or the sum of \$6 per pupil per day plus half of the amount by which the actual cost exceeds \$6 per pupil per day. The state covers 25% of this amount.

**STARK COUNTY EDUCATIONAL SERVICE CENTER
STARK COUNTY, OHIO**

NOTES TO THE BASIC FINANCIAL STATEMENTS
FOR THE FISCAL YEAR ENDED JUNE 30, 2021

NOTE 15 - STATE AND LOCAL FUNDING - (Continued)

B. Local Funding

ORC Section 3313.843 Contracts

Presently the law provides that city, exempted village and local school districts with an average daily enrollment of 16,000 or less must enter into an agreement with an ESC under ORC Section 3313.843. The services the ESC provides to the client district under this section may include a variety of services including special education for students with special needs. Since ESCs have no legal taxing or bonding authority they must depend on revenues from member school districts.

Local Per-Pupil Funding - ORC Section 3313.843(H) provides that pursuant to provisions of ORC Section 3317.023, the ODE annually shall deduct from each school district that enters into an agreement with an ESC under this section, a per-pupil amount of \$6.50 or an alternative amount in excess of \$6.50 if agreed upon by both the ESC and the client districts to be paid to the ESC. The per-pupil amount is multiplied by the school age students count of the client district as reported on the latest Report Card.

Local Preschool Funding - In addition to services provided to school age children, ESCs can also provide preschool services to children with disabilities who are under the age of 6 and are not enrolled in kindergarten. Under the provisions of ORC 3317.0213, the ODE shall compute and pay additional state aid to school districts for preschool children with disabilities. The state funding for preschool services goes directly to the school district based on the count of students the district reports. The district can choose to provide the services itself or contract with an ESC. Preschool funding will be calculated based on parameters specified in ORC Section 3317.0213(A). If the district provides the services itself, then the funding will remain with the district. If on the other hand, the district contracts with an ESC, the calculated funding will be deducted from the foundation payment of the district and sent to the ESC.

School districts and ESCs can also agree on an alternative payment mechanism or they can agree on bypassing ODE altogether and base the payments directly from the district to the ESC. Should the district use these services for the preschool children and have ODE deduct the foundation from its foundation funding, the ESC funding will be based on a constant per-pupil amount of \$4,000 applied to the total count of all preschool children with disabilities plus special education per-pupil amounts as specified in the law, applied to each one of the 6 categories of special education preschool children. For this purpose, special education preschool children are classified into 6 categories in accordance with their handicapping condition. The law provides for a unique per-pupil amount for each one of the categories that is applied at 50% strength to the number of children in the respective category. To wealth equalize this funding the law also calls for the application of the state share index which is the measure of the state contribution to the foundation formula of the district to this part of the funding calculation.

ORC Section 3313.845 Contracts

Service Contracts - In addition to service contracts under ORC Section 3313.843, districts may set up contracts with ESCs for various services based on agreed upon fees beyond those covered by ORC Section 3313.843 contracts. Funds for those contractual services can be deducted from contracting school districts' foundation calculation and sent to the appropriate ESCs. To receive payment for these contracts an ESC must furnish the ODE with a copy of the contract or a written statement clearly indicating the amount of the contract for each contracting school district. ESCs also have the option of billing school districts directly for these contracts instead of having the state deduct the contract amounts from their foundation funding.

**STARK COUNTY EDUCATIONAL SERVICE CENTER
STARK COUNTY, OHIO**

NOTES TO THE BASIC FINANCIAL STATEMENTS
FOR THE FISCAL YEAR ENDED JUNE 30, 2021

NOTE 16 - OTHER COMMITMENTS

The ESC utilizes encumbrance accounting as part of its budgetary controls. Encumbrances outstanding at year end may be reported as part of restricted, committed, or assigned classifications of fund balance. At year end, the ESC's commitments for encumbrances in the governmental funds were as follows:

<u>Fund</u>	<u>Year-End Encumbrances</u>
General fund	\$ 962,830
Other governmental	<u>253,817</u>
Total	<u>\$ 1,216,647</u>

NOTE 17 - RENTAL AGREEMENT

The ESC has entered into a rental agreement with Stark State College for office space. The space consists of approximately 42,036 square feet. The rent for this lease is \$4.75 per square foot. The ESC is also responsible for any utilities and common area maintenance charges. The initial term of this agreement ends on December 31, 2022. The ESC has the option to renew the agreement for an additional three consecutive five-year terms.

NOTE 18 - COVID-19

The United States and the State of Ohio declared a state of emergency in March of 2020 due to the COVID-19 pandemic. The financial impact of COVID-19 and the continuing emergency measures may impact subsequent periods of the ESC. The ESC's investment portfolio and the pension and other employee benefits plan in which the ESC participate fluctuates with market conditions, and due to market volatility, the amount of gains or losses that will be realized in subsequent periods, if any, cannot be determined. In addition, the impact on the ESC's future operating costs, revenues, and additional recovery from emergency funding, either federal or state, cannot be estimated.

NOTE 19 - SUBSEQUENT EVENT

For fiscal year 2022, foundation funding for Educational Service Centers will be funded on a new model which is based on student count. Any change in funding will be subject to a phase in percentage of 16.67 percent for fiscal year 2022 and 33.33 percent for fiscal year 2023.

REQUIRED SUPPLEMENTARY INFORMATION

**STARK COUNTY EDUCATIONAL SERVICE CENTER
STARK COUNTY, OHIO**

SCHEDULES OF REQUIRED SUPPLEMENTARY INFORMATION

SCHEDULE OF THE ESC'S PROPORTIONATE SHARE OF
THE NET PENSION LIABILITY
SCHOOL EMPLOYEES RETIREMENT SYSTEM (SERS) OF OHIO

LAST EIGHT FISCAL YEARS

	<u>2021</u>	<u>2020</u>	<u>2019</u>	<u>2018</u>
ESC's proportion of the net pension liability	0.18678581%	0.17749528%	0.18271731%	0.16618543%
ESC's proportionate share of the net pension liability	\$ 12,354,407	\$ 10,619,854	\$ 10,464,559	\$ 9,929,212
ESC's covered payroll	\$ 6,520,321	\$ 6,365,304	\$ 5,754,911	\$ 5,629,686
ESC's proportionate share of the net pension liability as a percentage of its covered payroll	189.48%	166.84%	181.84%	176.37%
Plan fiduciary net position as a percentage of the total pension liability	68.55%	70.85%	71.36%	69.50%

Note: Information prior to 2014 was unavailable. Schedule is intended to show information for 10 years. Additional years will be displayed as they become available.

Amounts presented for each fiscal year were determined as of the ESC's measurement date which is the prior year-end.

SEE ACCOMPANYING NOTES TO THE REQUIRED SUPPLEMENTARY INFORMATION

<u>2017</u>	<u>2016</u>	<u>2015</u>	<u>2014</u>
0.16614628%	0.14246746%	0.15193390%	0.15193390%
\$ 12,160,375	\$ 8,129,331	\$ 7,689,288	\$ 9,035,021
\$ 5,293,500	\$ 4,555,857	\$ 4,414,899	\$ 4,182,023
229.72%	178.44%	174.17%	216.04%
62.98%	69.16%	71.70%	65.52%

**STARK COUNTY EDUCATIONAL SERVICE CENTER
STARK COUNTY, OHIO**

SCHEDULES OF REQUIRED SUPPLEMENTARY INFORMATION

SCHEDULE OF THE ESC'S PROPORTIONATE SHARE OF
THE NET PENSION LIABILITY
STATE TEACHERS RETIREMENT SYSTEM (STRS) OF OHIO

LAST EIGHT FISCAL YEARS

	<u>2021</u>	<u>2020</u>	<u>2019</u>	<u>2018</u>
ESC's proportion of the net pension liability	0.11884212%	0.11450462%	0.11274144%	0.10404506%
ESC's proportionate share of the net pension liability	\$ 28,755,564	\$ 25,322,009	\$ 24,789,311	\$ 24,716,127
ESC's covered payroll	\$ 14,661,686	\$ 14,053,493	\$ 12,622,007	\$ 11,544,836
ESC's proportionate share of the net pension liability as a percentage of its covered payroll	196.13%	180.18%	196.40%	214.09%
Plan fiduciary net position as a percentage of the total pension liability	75.48%	77.40%	77.31%	75.30%

Note: Information prior to 2014 was unavailable. Schedule is intended to show information for 10 years. Additional years will be displayed as they become available.

Amounts presented for each fiscal year were determined as of the ESC's measurement date which is the prior year-end.

SEE ACCOMPANYING NOTES TO THE REQUIRED SUPPLEMENTARY INFORMATION

<u>2017</u>	<u>2016</u>	<u>2015</u>	<u>2014</u>
0.10421847%	0.10017119%	0.09009802%	0.09009802%
\$ 34,885,063	\$ 27,684,387	\$ 21,914,957	\$ 26,104,953
\$ 11,037,357	\$ 10,451,186	\$ 9,205,531	\$ 8,524,377
316.06%	264.89%	238.06%	306.24%
66.80%	72.10%	74.70%	69.30%

**STARK COUNTY EDUCATIONAL SERVICE CENTER
STARK COUNTY, OHIO**

SCHEDULES OF REQUIRED SUPPLEMENTARY INFORMATION

SCHEDULE OF ESC PENSION CONTRIBUTIONS
SCHOOL EMPLOYEES RETIREMENT SYSTEM (SERS) OF OHIO

	LAST TEN FISCAL YEARS			
	<u>2021</u>	<u>2020</u>	<u>2019</u>	<u>2018</u>
Contractually required contribution	\$ 928,815	\$ 912,845	\$ 859,316	\$ 776,913
Contributions in relation to the contractually required contribution	<u>(928,815)</u>	<u>(912,845)</u>	<u>(859,316)</u>	<u>(776,913)</u>
Contribution deficiency (excess)	<u>\$ -</u>	<u>\$ -</u>	<u>\$ -</u>	<u>\$ -</u>
ESC's covered payroll	\$ 6,634,393	\$ 6,520,321	\$ 6,365,304	\$ 5,754,911
Contributions as a percentage of covered payroll	14.00%	14.00%	13.50%	13.50%

SEE ACCOMPANYING NOTES TO THE REQUIRED SUPPLEMENTARY INFORMATION

<u>2017</u>	<u>2016</u>	<u>2015</u>	<u>2014</u>	<u>2013</u>	<u>2012</u>
\$ 788,156	\$ 741,090	\$ 600,462	\$ 611,905	\$ 578,792	\$ 571,146
<u>(788,156)</u>	<u>(741,090)</u>	<u>(600,462)</u>	<u>(611,905)</u>	<u>(578,792)</u>	<u>(571,146)</u>
<u>\$ -</u>	<u>\$ -</u>	<u>\$ -</u>	<u>\$ -</u>	<u>\$ -</u>	<u>\$ -</u>
\$ 5,629,686	\$ 5,293,500	\$ 4,555,857	\$ 4,414,899	\$ 4,182,023	\$ 4,246,439
14.00%	14.00%	13.18%	13.86%	13.84%	13.45%

**STARK COUNTY EDUCATIONAL SERVICE CENTER
STARK COUNTY, OHIO**

SCHEDULES OF REQUIRED SUPPLEMENTARY INFORMATION

SCHEDULE OF ESC PENSION CONTRIBUTIONS
STATE TEACHERS RETIREMENT SYSTEM (STRS) OF OHIO

	LAST TEN FISCAL YEARS			
	<u>2021</u>	<u>2020</u>	<u>2019</u>	<u>2018</u>
Contractually required contribution	\$ 2,094,533	\$ 2,052,636	\$ 1,967,489	\$ 1,767,081
Contributions in relation to the contractually required contribution	<u>(2,094,533)</u>	<u>(2,052,636)</u>	<u>(1,967,489)</u>	<u>(1,767,081)</u>
Contribution deficiency (excess)	<u>\$ -</u>	<u>\$ -</u>	<u>\$ -</u>	<u>\$ -</u>
ESC's covered payroll	\$ 14,960,950	\$ 14,661,686	\$ 14,053,493	\$ 12,622,007
Contributions as a percentage of covered payroll	14.00%	14.00%	14.00%	14.00%

SEE ACCOMPANYING NOTES TO THE REQUIRED SUPPLEMENTARY INFORMATION

<u>2017</u>	<u>2016</u>	<u>2015</u>	<u>2014</u>	<u>2013</u>	<u>2012</u>
\$ 1,616,277	\$ 1,545,230	\$ 1,463,166	\$ 1,196,719	\$ 1,108,169	\$ 1,037,061
<u>(1,616,277)</u>	<u>(1,545,230)</u>	<u>(1,463,166)</u>	<u>(1,196,719)</u>	<u>(1,108,169)</u>	<u>(1,037,061)</u>
<u>\$ -</u>	<u>\$ -</u>	<u>\$ -</u>	<u>\$ -</u>	<u>\$ -</u>	<u>\$ -</u>
\$ 11,544,836	\$ 11,037,357	\$ 10,451,186	\$ 9,205,531	\$ 8,524,377	\$ 7,977,392
14.00%	14.00%	14.00%	13.00%	13.00%	13.00%

**STARK COUNTY EDUCATIONAL SERVICE CENTER
STARK COUNTY, OHIO**

SCHEDULES OF REQUIRED SUPPLEMENTARY INFORMATION

SCHEDULE OF THE ESC'S PROPORTIONATE SHARE OF
THE NET OPEB LIABILITY
SCHOOL EMPLOYEES RETIREMENT SYSTEM (SERS) OF OHIO

LAST FIVE FISCAL YEARS

	<u>2021</u>	<u>2020</u>	<u>2019</u>	<u>2018</u>
ESC's proportion of the net OPEB liability	0.18424650%	0.17526170%	0.18404138%	0.17197105%
ESC's proportionate share of the net OPEB liability	\$ 4,004,279	\$ 4,407,463	\$ 5,105,805	\$ 4,615,251
ESC's covered payroll	\$ 6,520,321	\$ 6,365,304	\$ 5,754,911	\$ 5,629,686
ESC's proportionate share of the net OPEB liability as a percentage of its covered payroll	61.41%	69.24%	88.72%	81.98%
Plan fiduciary net position as a percentage of the total OPEB liability	18.17%	15.57%	13.57%	12.46%

Note: Information prior to 2017 was unavailable. Schedule is intended to show information for 10 years. Additional years will be displayed as they become available.

Amounts presented for each fiscal year were determined as of the ESC's measurement date which is the prior year-end.

SEE ACCOMPANYING NOTES TO THE REQUIRED SUPPLEMENTARY INFORMATION

2017

0.17232699%

\$ 4,911,957

\$ 5,293,500

92.79%

11.49%

**STARK COUNTY EDUCATIONAL SERVICE CENTER
STARK COUNTY, OHIO**

SCHEDULES OF REQUIRED SUPPLEMENTARY INFORMATION

SCHEDULE OF THE ESC'S PROPORTIONATE SHARE OF
THE NET OPEB LIABILITY/ASSET
STATE TEACHERS RETIREMENT SYSTEM (STRS) OF OHIO

LAST FIVE FISCAL YEARS

	<u>2021</u>	<u>2020</u>	<u>2019</u>	<u>2018</u>
ESC's proportion of the net OPEB liability/asset	0.11884212%	0.11450462%	0.11274144%	0.10404506%
ESC's proportionate share of the net OPEB liability/(asset)	\$ (2,088,649)	\$ (1,896,471)	\$ (1,811,640)	\$ 4,059,454
ESC's covered payroll	\$ 14,661,686	\$ 14,053,493	\$ 12,622,007	\$ 11,544,836
ESC's proportionate share of the net OPEB liability/asset as a percentage of its covered payroll	-14.25%	-13.49%	-14.35%	35.16%
Plan fiduciary net position as a percentage of the total OPEB liability/asset	182.10%	174.74%	176.00%	47.10%

Note: Information prior to 2017 was unavailable. Schedule is intended to show information for 10 years. Additional years will be displayed as they become available.

Amounts presented for each fiscal year were determined as of the ESC's measurement date which is the prior year-end.

SEE ACCOMPANYING NOTES TO THE REQUIRED SUPPLEMENTARY INFORMATION

2017

0.10421847%

\$ 5,573,631

\$ 11,037,357

50.50%

37.30%

**STARK COUNTY EDUCATIONAL SERVICE CENTER
STARK COUNTY, OHIO**

SCHEDULES OF REQUIRED SUPPLEMENTARY INFORMATION

SCHEDULE OF ESC OPEB CONTRIBUTIONS
SCHOOL EMPLOYEES RETIREMENT SYSTEM (SERS) OF OHIO

	LAST TEN FISCAL YEARS			
	<u>2021</u>	<u>2020</u>	<u>2019</u>	<u>2018</u>
Contractually required contribution	\$ 89,912	\$ 73,049	\$ 107,701	\$ 122,316
Contributions in relation to the contractually required contribution	<u>(89,912)</u>	<u>(73,049)</u>	<u>(107,701)</u>	<u>(122,316)</u>
Contribution deficiency (excess)	<u>\$ -</u>	<u>\$ -</u>	<u>\$ -</u>	<u>\$ -</u>
ESC's covered payroll	\$ 6,634,393	\$ 6,520,321	\$ 6,365,304	\$ 5,754,911
Contributions as a percentage of covered payroll	1.36%	1.12%	1.69%	2.13%

SEE ACCOMPANYING NOTES TO THE REQUIRED SUPPLEMENTARY INFORMATION

<u>2017</u>	<u>2016</u>	<u>2015</u>	<u>2014</u>	<u>2013</u>	<u>2012</u>
\$ 109,137	\$ 109,138	\$ 104,198	\$ 54,827	\$ 118,063	\$ 103,348
<u>(109,137)</u>	<u>(109,138)</u>	<u>(104,198)</u>	<u>(54,827)</u>	<u>(118,063)</u>	<u>(103,348)</u>
<u>\$ -</u>	<u>\$ -</u>	<u>\$ -</u>	<u>\$ -</u>	<u>\$ -</u>	<u>\$ -</u>
\$ 5,629,686	\$ 5,293,500	\$ 4,555,857	\$ 4,414,899	\$ 4,182,023	\$ 4,246,439
1.94%	2.06%	2.29%	1.24%	2.82%	2.43%

**STARK COUNTY EDUCATIONAL SERVICE CENTER
STARK COUNTY, OHIO**

SCHEDULES OF REQUIRED SUPPLEMENTARY INFORMATION

SCHEDULE OF ESC OPEB CONTRIBUTIONS
STATE TEACHERS RETIREMENT SYSTEM (STRS) OF OHIO

	LAST TEN FISCAL YEARS			
	<u>2021</u>	<u>2020</u>	<u>2019</u>	<u>2018</u>
Contractually required contribution	\$ -	\$ -	\$ -	\$ -
Contributions in relation to the contractually required contribution	<u>-</u>	<u>-</u>	<u>-</u>	<u>-</u>
Contribution deficiency (excess)	<u>\$ -</u>	<u>\$ -</u>	<u>\$ -</u>	<u>\$ -</u>
ESC's covered payroll	\$ 14,960,950	\$ 14,661,686	\$ 14,053,493	\$ 12,622,007
Contributions as a percentage of covered payroll	0.00%	0.00%	0.00%	0.00%

SEE ACCOMPANYING NOTES TO THE REQUIRED SUPPLEMENTARY INFORMATION

<u>2017</u>	<u>2016</u>	<u>2015</u>	<u>2014</u>	<u>2013</u>	<u>2012</u>
\$ -	\$ -	\$ -	\$ 94,035	\$ 85,244	\$ 79,774
-	-	-	(94,035)	(85,244)	(79,774)
<u>\$ -</u>	<u>\$ -</u>	<u>\$ -</u>	<u>\$ -</u>	<u>\$ -</u>	<u>\$ -</u>
\$ 11,544,836	\$ 11,037,357	\$ 10,451,186	\$ 9,205,531	\$ 8,524,377	\$ 7,977,392
0.00%	0.00%	0.00%	1.00%	1.00%	1.00%

**STARK COUNTY EDUCATIONAL SERVICE CENTER
STARK COUNTY, OHIO**

NOTES TO THE REQUIRED SUPPLEMENTARY INFORMATION
FOR THE FISCAL YEAR ENDED JUNE 30, 2021

PENSION

SCHOOL EMPLOYEES RETIREMENT SYSTEM (SERS) OF OHIO

Changes in benefit terms: There were no changes in benefit terms from the amounts reported for fiscal years 2014-2017. For fiscal year 2018, SERS changed from a fixed 3% annual increase to a Cost of Living Adjustment (COLA) based on the changes in the Consumer Price Index (CPI-W), with a cap of 2.5% and a floor of 0%. There were no changes in benefit terms from the amounts previously reported for fiscal years 2019-2021.

Changes in assumptions: There were no changes in methods and assumptions used in the calculation of actuarial determined contributions for fiscal years 2014-2016. For fiscal year 2017, the following changes of assumptions affected the total pension liability since the prior measurement date: (a) the assumed rate of inflation was reduced from 3.25% to 3.00%, (b) payroll growth assumption was reduced from 4.00% to 3.50%, (c) assumed real wage growth was reduced from 0.75% to 0.50%, (d) rates of withdrawal, retirement and disability were updated to reflect recent experience, (e) mortality among active members was updated to RP-2014 Blue Collar Mortality Table with fully generational projection and a five year age set-back for both males and females, (f) mortality among service retired members and beneficiaries was updated to the following RP-2014 Blue Collar Mortality Table with fully generational projection with Scale BB, 120% of male rates and 110% of female rates, (g) mortality among disabled members was updated to RP-2000 Disabled Mortality Table, 90% for male rates and 100% for female rates, set back five years is used for the period after disability retirement and (h) the discount rate was reduced from 7.75% to 7.50%. There were no changes in methods and assumptions used in the calculation of actuarial determined contributions for fiscal years 2018-2021.

STATE TEACHERS RETIREMENT SYSTEM (STRS) OF OHIO

Changes in benefit terms: There were no changes in benefit terms from the amounts reported for fiscal years 2014-2017. For fiscal year 2018, STRS decreased the Cost of Living Adjustment (COLA) to zero. There were no changes in benefit terms from amounts previously reported for fiscal years 2019-2021.

Changes in assumptions: There were no changes in methods and assumptions used in the calculation of actuarial determined contributions for fiscal years 2014-2017. For fiscal year 2018, the following changes of assumption affected the total pension liability since the prior measurement date: (a) the long-term expected rate of return was reduced from 7.75% to 7.45%, (b) the inflation assumption was lowered from 2.75% to 2.50%, (c) the payroll growth assumption was lowered to 3.00%, (d) total salary increases rate was lowered by decreasing the merit component of the individual salary increases, in addition to a decrease of 0.25% due to lower inflation, (e) the healthy and disabled mortality assumptions were updated to the RP-2014 mortality tables with generational improvement scale MP-2016 and (f) rates of retirement, termination and disability were modified to better reflect anticipated future experience. There were no changes in methods and assumptions used in the calculation of actuarial determined contributions for fiscal years 2019-2021.

OTHER POSTEMPLOYMENT BENEFITS (OPEB)

SCHOOL EMPLOYEES RETIREMENT SYSTEM (SERS) OF OHIO

Changes in benefit terms: There were no changes in benefit terms from the amounts previously reported for fiscal years 2017-2021.

(Continued)

**STARK COUNTY EDUCATIONAL SERVICE CENTER
STARK COUNTY, OHIO**

NOTES TO THE REQUIRED SUPPLEMENTARY INFORMATION (CONTINUED)
FOR THE FISCAL YEAR ENDED JUNE 30, 2021

OTHER POSTEMPLOYMENT BENEFITS (OPEB) (Continued)

Changes in assumptions: There were no changes in methods and assumptions used in the calculation of actuarial determined contributions for fiscal year 2017. For fiscal year 2018, the following changes of assumptions affected the total OPEB liability since the prior measurement date: (a) assumed rate of inflation was reduced from 3.25% to 3.00%, (b) payroll growth assumption was reduced from 4.00% to 3.50%, (c) assumed real wage growth was reduced from 0.75% to 0.50%, (d) rates of withdrawal, retirement, and disability were updated to reflect recent experience, (e) mortality among active members was updated to the following: RP-2014 Blue Collar Mortality Table with fully generational projection and a five-year age set-back for both males and females, (f) mortality among service retired members and beneficiaries was updated to the following: RP-2014 Blue Collar Mortality Table with fully generational projection with Scale BB, 120% of male rates, and 110% of female rates, (g) mortality among disabled members was updated to the following: RP-2000 Disabled Mortality Table, 90% for male rates and 100% for female rates, set back five years is used for the period after disability retirement, (h) the municipal bond index rate increased from 2.92% to 3.56% and (i) the single equivalent interest rate, net of plan investment expense, including price inflation increased from 2.98% to 3.63%. For fiscal year 2019, the following changes of assumptions affected the total OPEB liability since the prior measurement date: (a) the discount rate increased from 3.63% to 3.70%, (b) the health care cost trend rates for Medicare were changed from a range of 5.50%-5.00% to a range of 5.375%-4.75% and Pre-Medicare were changed from a range of 7.50%-5.00% to a range of 7.25%-4.75%, (c) the municipal bond index rate increased from 3.56% to 3.62% and (d) the single equivalent interest rate, net of plan investment expense, including price inflation increased from 3.63% to 3.70%. For fiscal year 2020, the following changes of assumptions affected the total OPEB liability since the prior measurement date: (a) the discount rate decreased from 3.70% to 3.22%, (b) the health care cost trend rates for Medicare were changed from a range of 5.375%-4.75% to a range of 5.25%-4.75% and Pre-Medicare were changed from a range of 7.25%-4.75% to a range of 7.00%-4.75%, (c) the municipal bond index rate decreased from 3.62% to 3.13% and (d) the single equivalent interest rate, net of plan investment expense, including price inflation decreased from 3.70% to 3.22%. For fiscal year 2021, the following changes of assumptions affected the total OPEB liability since the prior measurement date: (a) the discount rate decreased from 3.22% to 2.63% and (b) the municipal bond index rate decreased from 3.13% to 2.45%.

STATE TEACHERS RETIREMENT SYSTEM (STRS) OF OHIO

Changes in benefit terms: There were no changes in benefit terms from the amounts previously reported for fiscal year 2017. For fiscal year 2018, STRS reduced the subsidy multiplier for non-Medicare benefit recipients from 2.1% to 1.9% per year of service. Medicare Part B premium reimbursements were discontinued for certain survivors and beneficiaries and all remaining Medicare Part B premium reimbursements will be discontinued beginning January 2019. For fiscal year 2019, STRS increased the subsidy multiplier for non-Medicare benefit recipients from 1.9% to 1.944% per year of service effective January 1, 2019. The non-Medicare frozen subsidy base premium was increased January 1, 2019 and all remaining Medicare Part B premium reimbursements will be discontinued beginning January 1, 2020. For fiscal year 2020, STRS increased the subsidy percentage from 1.944% to 1.984% effective January 1, 2020. The Medicare subsidy percentages were adjusted effective January 1, 2021 to 2.1% for the Medicare plan. The Medicare Part B monthly reimbursement elimination date was postponed to January 1, 2021. For fiscal year 2021, the non-Medicare subsidy percentage was increased effective January 1, 2021 from 1.984% to 2.055% per year of service. The non-Medicare frozen subsidy base premium was increased effective January 1, 2021. The Medicare subsidy percentages were adjusted effective January 1, 2021 to 2.1% for the AMA Medicare plan. The Medicare Part B monthly reimbursement elimination date was postponed indefinitely.

Changes in assumptions: There were no changes in methods and assumptions used in the calculation of actuarial determined contributions for fiscal year 2017. For fiscal year 2018, the following changes of assumptions affected the total OPEB liability since the prior measurement date: (a) the discount rate was increased from 3.26% to 4.13% based on the methodology defined under GASB Statement No. 74, Financial Reporting for Postemployment Benefit Plans Other Than Pension Plans (OPEB), (b) the long term expected rate of return was reduced from 7.75% to 7.45%, (c) valuation year per capita health care costs were updated, and the salary scale was modified, (d) the percentage of future retirees electing each option was updated based on current data and the percentage of future disabled retirees and terminated vested participants electing health coverage were decreased and (e) the assumed mortality, disability, retirement, withdrawal and future health care cost trend rates were modified along with the portion of rebated prescription drug costs. For fiscal year 2019, the following changes of assumptions affected the total OPEB liability/asset since the prior measurement date: (a) the discount rate was increased from the blended rate of 4.13% to the long-term expected rate of return of 7.45% based on the methodology defined under GASB Statement No. 74, Financial Reporting for Postemployment Benefit Plans Other Than Pension Plans (OPEB) and (b) decrease in health care cost trend rates from 6.00%-11.00% initial; 4.50% ultimate down to Medical Pre-Medicare 6.00% and Medicare 5.00% initial; 4.00% ultimate and Prescription Drug Pre-Medicare 8.00% and Medicare (5.23%) initial; 4.00% ultimate. For fiscal year 2020, health care cost trend rates were changed to the following: medical pre-Medicare from 6.00% initial - 4.00% ultimate down to 5.87% initial - 4.00% ultimate; medical Medicare from 5.00% initial - 4.00% ultimate down to 4.93% initial - 4.00% ultimate; prescription drug pre-Medicare from 8.00% initial - 4.00% ultimate down to 7.73% initial - 4.00% ultimate and (5.23%) initial - 4.00% ultimate up to 9.62% initial - 4.00% ultimate. For fiscal year 2021, health care cost trend rates were changed to the following: medical pre-Medicare from 5.87% initial - 4.00% ultimate down to 5.00% initial - 4.00% ultimate; medical Medicare from 4.93% initial - 4.00% ultimate down to 9.62% initial - 4.00% ultimate up to 11.87% initial - 4.00% ultimate.

THIS PAGE IS INTENTIONALLY LEFT BLANK

SUPPLEMENTARY INFORMATION

**STARK COUNTY EDUCATIONAL SERVICE CENTER
STARK COUNTY, OHIO**

SCHEDULE OF REVENUES, EXPENDITURES AND CHANGES IN
FUND BALANCE - BUDGET AND ACTUAL (NON-GAAP BUDGETARY BASIS)
GENERAL FUND
FOR THE FISCAL YEAR ENDED JUNE 30, 2021

	<u>Budgeted Amounts</u>			Variance with Final Budget Positive (Negative)
	<u>Original</u>	<u>Final</u>	<u>Actual</u>	
Revenues:				
Tuition and fees	\$ 14,714,234	\$ 17,644,656	\$ 15,568,248	\$ (2,076,408)
Contributions from private sources	20,150	5,150	15,146	9,996
Services provided to other entities	11,553,052	10,765,733	12,725,681	1,959,948
Intergovernmental	1,660,000	1,742,574	1,691,389	(51,185)
Investment earnings	55,000	55,000	35,410	(19,590)
Rental income	19,000	19,000	-	(19,000)
Miscellaneous	238,000	246,000	176,638	(69,362)
Total revenues	<u>28,259,436</u>	<u>30,478,113</u>	<u>30,212,512</u>	<u>(265,601)</u>
Expenditures:				
Current:				
Instruction:				
Regular	44,852	44,852	41,249	3,603
Special	13,631,199	13,631,199	13,314,622	316,577
Support services:				
Pupil	7,752,827	7,752,827	7,512,976	239,851
Instructional staff	3,061,914	3,061,914	2,831,230	230,684
Board of education	27,400	27,400	39,144	(11,744)
Administration	3,339,951	3,339,951	3,105,310	234,641
Fiscal	821,132	821,132	725,445	95,687
Business	993,383	993,383	797,597	195,786
Operations and maintenance	748,339	748,339	610,032	138,307
Pupil transportation	45,043	45,043	9,641	35,402
Central	354,245	354,245	371,612	(17,367)
Food service operations	104,042	104,042	91,927	12,115
Facilities acquisition and construction	20,809	20,809	10,261	10,548
Total expenditures	<u>30,945,136</u>	<u>30,945,136</u>	<u>29,461,046</u>	<u>1,484,090</u>
Excess (deficiency) of revenues over (under) expenditures	<u>(2,685,700)</u>	<u>(467,023)</u>	<u>751,466</u>	<u>1,218,489</u>
Other financing sources:				
Advances in	100,000	100,000	-	(100,000)
Total other financing sources	<u>100,000</u>	<u>100,000</u>	<u>-</u>	<u>(100,000)</u>
Net change in fund balance	(2,585,700)	(367,023)	751,466	1,118,489
Fund balance at beginning of year	5,665,886	5,665,886	5,665,886	-
Prior year encumbrances appropriated	945,136	945,136	945,136	-
Fund balance at end of year	<u>\$ 4,025,322</u>	<u>\$ 6,243,999</u>	<u>\$ 7,362,488</u>	<u>\$ 1,118,489</u>

SEE ACCOMPANYING BUDGETARY NOTES

**STARK COUNTY EDUCATIONAL SERVICE CENTER
STARK COUNTY, OHIO**

**BUDGETARY NOTES
FOR THE FISCAL YEAR ENDED JUNE 30, 2021**

NOTE 1 - BUDGETARY PROCESS

The ESC is no longer required under State statute to file budgetary information with the State Department of Education. However, the ESC's Board does follow the budgetary process for control purposes.

The ESC's Governing Board budgets for resources estimated to be received during the fiscal year. The estimated revenues may be amended during the fiscal year if projected increases or decreases in revenue are identified by the Treasurer. The amounts reported as the original budgeted amounts on the budgetary statements reflect the amounts of the estimated revenues when the original appropriations were adopted. The amounts reported as the final budgeted amounts on the budgetary statements reflect the amounts of the estimated revenues in effect at the time final appropriations were passed by the Governing Board.

The ESC's Governing Board adopts an annual appropriation resolution, which is the Board's authorization to spend resources and sets annual limits on expenditures at the level of control selected by the Governing Board. The level of control has been established by the Governing Board at the object level for the general fund and at the fund level for all other funds.

Throughout the fiscal year, appropriations may be amended or supplemented as circumstances warrant. The amounts reported as the original budgeted amounts on the budgetary statements reflect the amounts on the first appropriation resolution for that fund that covered the entire fiscal year, including amounts automatically carried forward from prior fiscal years. The amounts reported as the final budgeted amounts on the budgetary statements represent the final appropriation amounts passed by the Governing Board during the fiscal year.

NOTE 2 - BUDGETARY BASIS OF ACCOUNTING

While reporting financial position, results of operations, and changes in fund balance on the basis of generally accepted accounting principles (GAAP), the budgetary basis as provided by law is based upon accounting for certain transactions on a basis of cash receipts and disbursements.

The schedule of revenue, expenditures, and changes in fund balance - budget and actual (non-GAAP budgetary basis) presented for the general fund is presented on the budgetary basis to provide a meaningful comparison of actual results with the budget. The major differences between the budget basis and the GAAP basis are that:

- (a) Revenues and other financing sources are recorded when received in cash (budget basis) as opposed to when susceptible to accrual (GAAP basis);
- (b) Expenditures and other financing uses are recorded when paid in cash (budget basis) as opposed to when the liability is incurred (GAAP basis);
- (c) To reserve that portion of the applicable appropriation, total outstanding encumbrances (budget basis) are recorded as the equivalent of an expenditure, as opposed to assigned fund balance for that portion of outstanding encumbrances not already recognized as an account payable (GAAP basis);
- (d) Advances-in and advances-out are operating transactions (budget basis) as opposed to balance sheet transactions (GAAP basis); and,
- (e) Investments are reported at fair value (GAAP basis) rather than cost (budget basis).

**STARK COUNTY EDUCATIONAL SERVICE CENTER
STARK COUNTY, OHIO**

BUDGETARY NOTES
FOR THE FISCAL YEAR ENDED JUNE 30, 2021

NOTE 2 - BUDGETARY BASIS OF ACCOUNTING - (Continued)

The adjustments necessary to convert the results of operations for the year on the budget basis to the GAAP basis for the general fund is as follows:

	<u>General Fund</u>
Budget basis	\$ 751,466
Net adjustment for revenue accruals	(1,078,756)
Net adjustment for expenditure accruals	180,653
Funds budgeted elsewhere**	27,378
Adjustment for encumbrances	<u>906,893</u>
GAAP basis	<u>\$ 787,634</u>

**STARK COUNTY EDUCATIONAL SERVICE CENTER
STARK COUNTY, OHIO
SCHEDULE OF EXPENDITURES OF FEDERAL AWARDS
FOR THE FISCAL YEAR ENDED JUNE 30, 2021**

Federal Grantor/ Pass-Through Grantor/ Program or Cluster Title	Assistance Listing Number	Expenditures
<u>U.S. Department of Agriculture</u>		
<i>Passed through Ohio Department of Education</i>		
Child Nutrition Cluster		
National School Lunch Program	10.555	\$ 1,008
COVID-19 - National Student Lunch Program	10.555	19,204
Total Child Nutrition Cluster		<u>20,212</u>
Child and Adult Care Food Program	10.558	38,231
COVID-19 - Child and Adult Care Food Program	10.558	4,063
Total ALN #10.558		<u>42,294</u>
Total U.S. Department of Agriculture		<u>62,506</u>
<u>U.S. Department of Education</u>		
<i>Passed through Ohio Department of Education</i>		
Special Education Cluster (IDEA):		
Special Education - Grants to States	84.027	1,057,993
Special Education - Grants to States - Early Literacy SSIP (IDEA)	84.027	105,788
Special Education - Grants to States - SST	84.027	247,777
Special Education - Grants to States - Urban Regional Specialist	84.027	99,572
Special Education - Preschool Grants	84.173	112,859
Special Education - Preschool Grants - SST Early Learning	84.173	99,891
Special Education - Preschool Grants - Early Literacy SSIP (ELSR)	84.173	26,185
Total Special Education Cluster (IDEA)		<u>1,750,065</u>
Title I - Grants to Local Educational Agencies	84.010	<u>75,333</u>
Special Education-State Personnel Development	84.323	<u>9,205</u>
English Language Acquisition State Grants	84.365	<u>100,475</u>
Improving Teacher Quality State Grants	84.367	<u>16,152</u>
Educational Stabilization Fund -		
COVID-19 - Governors Emergency Education Relief Fund	84.425C	468,953
COVID-19 - ESSER ESC Family Engagement Liaisons	84.425D	26,654
Total ALN #84.425		<u>495,607</u>
Total U.S. Department of Education		<u>2,446,837</u>
<u>U.S. Department of Health and Human Services</u>		
<i>Passed through Ohio Department of Health and Human Services</i>		
Maternal, Infant, and Early Childhood Home Visiting Grant	93.870	<u>331,685</u>
Total U.S. Department of Health and Human Services		<u>331,685</u>
TOTAL EXPENDITURES OF FEDERAL AWARDS		<u>\$ 2,841,028</u>

See accompanying notes to the Schedule of Expenditures of Federal Awards.

**STARK COUNTY EDUCATIONAL SERVICE CENTER
STARK COUNTY, OHIO
NOTES TO THE SCHEDULE OF EXPENDITURES OF FEDERAL AWARDS
FOR THE FISCAL YEAR ENDED JUNE 30, 2021**

NOTE 1: BASIS OF PRESENTATION

The accompanying Schedule of Expenditures of Federal Awards (the Schedule) includes the federal award activity of the Stark County Educational Service Center under programs of the federal government for the year ended June 30, 2021. The information in this Schedule is presented in accordance with the requirements of Title 2 U.S. Code of Federal Regulations (CFR) Part 200, *Uniform Administrative Requirements, Cost Principles, and Audit Requirements for Federal Awards* (Uniform Guidance). Because the Schedule presents only a selected portion of the operations of the Stark County Educational Service Center, it is not intended to and does not present the financial position or changes in net position of the Stark County Educational Service Center.

NOTE 2: SUMMARY OF SIGNIFICANT ACCOUNTING POLICIES

Expenditures reported on the Schedule are reported on the cash basis of accounting. Such expenditures are recognized following the cost principles contained in the Uniform Guidance, wherein certain types of expenditures are not allowable or are limited as to reimbursement.

NOTE 3: INDIRECT COST RATE

Stark County Educational Service Center has elected not to use the 10 percent de minimis indirect cost rate allowed under the Uniform Guidance.

NOTE 4: Child Nutrition Cluster

Stark County Educational Service Center commingles cash receipts from the U.S. Department of Agriculture with similar State grants. When reporting expenditures on this Schedule, Stark County Educational Service Center assumes it expends federal monies first.

JAMES G. ZUPKA, C.P.A., INC.

Certified Public Accountants

5240 East 98th Street

Garfield Hts., Ohio 44125

Member American Institute of Certified Public Accountants

(216) 475 - 6136

Ohio Society of Certified Public Accountants

**REPORT ON INTERNAL CONTROL OVER FINANCIAL REPORTING
AND ON COMPLIANCE AND OTHER MATTERS REQUIRED BY
GOVERNMENT AUDITING STANDARDS**

To the Members of the Governing Board
Stark County Educational Service Center
North Canton, Ohio

The Honorable Keith Faber
Auditor of State
State of Ohio

We have audited, in accordance with the auditing standards generally accepted in the United States of America and the standards applicable to financial audits contained in Government Auditing Standards issued by the Comptroller General of the United States, the financial statements of the governmental activities, each major fund, and the aggregate remaining fund information of the Stark County Educational Service Center, Stark County, Ohio, (the Center) as of and for the year ended June 30, 2021, and the related notes to the financial statements, which collectively comprise the Center's basic financial statements, and have issued our report thereon dated December 28, 2021, wherein we noted the financial impact of COVID-19 and the continuing emergency measures may impact subsequent periods of the Center, and the school foundation aid received from the State of Ohio will be funded through the direct funding model.

Internal Control Over Financial Reporting

In planning and performing our audit of the financial statements, we considered the Center's internal control over financial reporting (internal control) to determine the audit procedures that are appropriate in the circumstances for the purpose of expressing our opinion on the financial statements, but not for the purpose of expressing an opinion on the effectiveness of the Center's internal control. Accordingly, we do not express an opinion on the effectiveness of the Center's internal control.

A deficiency in internal control exists when the design or operation of a control does not allow management or employees, in the normal course of performing their assigned functions, to prevent, or detect and correct, misstatements on a timely basis. A material weakness is a deficiency, or a combination of deficiencies, in internal control, such that there is a reasonable possibility that a material misstatement of the Center's financial statements will not be prevented, or detected and corrected on a timely basis. A significant deficiency is a deficiency, or a combination of deficiencies, in internal control that is less severe than a material weakness, yet important enough to merit attention by those charged with governance.

Our consideration of internal control was for the limited purpose described in the first paragraph of this section and was not designed to identify all deficiencies in internal control that might be material weaknesses or significant deficiencies. Given these limitations, during our audit we did not identify any deficiencies in internal control that we consider to be material weaknesses. However, material weaknesses may exist that have not been identified.

Compliance and Other Matters

As part of obtaining reasonable assurance about whether the Center's financial statements are free from material misstatement, we performed tests of its compliance with certain provisions of laws, regulations, contracts, and grant agreements, noncompliance with which could have a direct and material effect on the determination of financial statement amounts. However, providing an opinion on compliance with those provisions was not an objective of our audit, and accordingly, we do not express such an opinion. The results of our tests disclosed no instances of noncompliance or other matters that are required to be reported under *Government Auditing Standards*.

Purpose of This Report

The purpose of this report is solely to describe the scope of our testing of internal control and compliance and the results of that testing, and not to provide an opinion on the effectiveness of the Center's internal control or on compliance. This report is an integral part of an audit performed in accordance with *Government Auditing Standards* in considering the Center's internal control and compliance. Accordingly, this communication is not suitable for any other purpose.



James G. Zupka, CPA, Inc.
Certified Public Accountants

December 28, 2021

JAMES G. ZUPKA, C.P.A., INC.

*Certified Public Accountants
5240 East 98th Street
Garfield Hts., Ohio 44125*

Member American Institute of Certified Public Accountants

(216) 475 - 6136

Ohio Society of Certified Public Accountants

**REPORT ON COMPLIANCE FOR EACH MAJOR PROGRAM AND ON
INTERNAL CONTROL OVER COMPLIANCE REQUIRED BY THE
UNIFORM GUIDANCE**

To the Members of the Governing Board
Stark County Educational Service Center
North Canton, Ohio

The Honorable Keith Faber
Auditor of State
State of Ohio

Report on Compliance for Each Major Federal Program

We have audited the Stark County Educational Service Center, Stark County, Ohio's (the Center) compliance with the types of compliance requirements described in the OMB Compliance Supplement that could have a direct and material effect on the Center's major federal program for the year ended June 30, 2021. The Center's major federal program is identified in the summary of auditor's results section of the accompanying Schedule of Findings and Questioned Costs.

Management's Responsibility

Management is responsible for compliance with federal statutes, regulations, and the terms and conditions of its federal awards applicable to its federal programs.

Auditor's Responsibility

Our responsibility is to express an opinion on compliance for the Center's major federal program based on our audit of the types of compliance requirements referred to above. We conducted our audit of compliance in accordance with auditing standards generally accepted in the United States of America; the standards applicable to financial audits contained in *Government Auditing Standards*, issued by the Comptroller General of the United States; and the audit requirements of Title 2 U.S. *Code of Federal Regulations* Part 200, *Uniform Administrative Requirements, Cost Principles, and Audit Requirements for Federal Awards* (Uniform Guidance). Those standards and the Uniform Guidance require that we plan and perform the audit to obtain reasonable assurance about whether noncompliance with the types of compliance requirements referred to above that could have a direct and material effect on a major federal program occurred. An audit includes examining, on a test basis, evidence about the Center's compliance with those requirements and performing such other procedures as we considered necessary in the circumstances.

We believe that our audit provides a reasonable basis for our opinion on compliance for the major federal program. However, our audit does not provide a legal determination of the Center's compliance.

Opinion on Each Major Federal Program

In our opinion, the Stark County Educational Service Center complied, in all material respects, with the types of compliance requirements referred to above that could have a direct and material effect on its major federal program for the year ended June 30, 2021.

Report on Internal Control over Compliance

Management of the Center is responsible for establishing and maintaining effective internal control over compliance with the types of compliance requirements referred to above. In planning and performing our audit of compliance, we considered the Center's internal control over compliance with the types of requirements that could have a direct and material effect on the major federal program to determine the auditing procedures that are appropriate in the circumstances for the purpose of expressing an opinion on compliance for the major federal program and to test and report on internal control over compliance in accordance with Uniform Guidance, but not for the purpose of expressing an opinion on the effectiveness of internal control over compliance. Accordingly, we do not express an opinion on the effectiveness of the Center's internal control over compliance.

A deficiency in internal control over compliance exists when the design or operation of a control over compliance does not allow management or employees, in the normal course of performing their assigned functions, to prevent, or detect and correct, noncompliance with a type of compliance requirement of a federal program on a timely basis. *A material weakness in internal control over compliance* is a deficiency, or combination of deficiencies, in internal control over compliance, such that there is a reasonable possibility that material noncompliance with a type of compliance requirement of a federal program will not be prevented, or detected and corrected, on a timely basis. *A significant deficiency in internal control over compliance* is a deficiency, or a combination of deficiencies, in internal control over compliance with a type of compliance requirement of a federal program that is less severe than a material weakness in internal control over compliance, yet important enough to merit attention by those charged with governance.

Our consideration of internal control over compliance was for the limited purpose described in the first paragraph of this section and was not designed to identify all deficiencies in internal control over compliance that might be material weaknesses or significant deficiencies. We did not identify any deficiencies in internal control over compliance that we consider to be material weaknesses. However, material weaknesses may exist that have not been identified.

The purpose of this report on internal control over compliance is solely to describe the scope of our testing of internal control over compliance and the results of that testing based on the requirements of the Uniform Guidance. Accordingly, this report is not suitable for any other purpose.



James G. Zupka, CPA, Inc.
Certified Public Accountants

December 28, 2021

**STARK COUNTY EDUCATIONAL SERVICE CENTER
STARK COUNTY, OHIO
SCHEDULE OF FINDINGS AND QUESTIONED COSTS
UNIFORM GUIDANCE
FOR THE FISCAL YEAR ENDED JUNE 30, 2021**

1. SUMMARY OF AUDITOR'S RESULTS

2021(i)	Type of Financial Statement Opinion	Unmodified
2021(ii)	Were there any material control weaknesses reported at the financial statement level (GAGAS)?	No
2021(ii)	Were there any significant deficiencies in internal control reported at the financial statement level (GAGAS)?	No
2021(iii)	Was there any reported material noncompliance at the financial statement level (GAGAS)?	No
2021(iv)	Were there any material internal control weaknesses reported for major federal programs?	No
2021(iv)	Were there any significant deficiencies in internal control reported for major federal programs?	No
2021(v)	Type of Major Programs' Compliance Opinions	Unmodified
2021(vi)	Are there any reportable findings under 2 CFR 200.516(a)?	No
2021(vii)	Major Programs (list): Special Education Cluster (IDEA) - ALN #84.027 and #84.173	
2021(viii)	Dollar Threshold: A/B Program	Type A: \$750,000 Type B: All Others less than \$750,000
2021(ix)	Low Risk Auditee?	Yes

2. FINDINGS RELATED TO THE FINANCIAL STATEMENTS REQUIRED TO BE REPORTED IN ACCORDANCE WITH GAGAS

None.

3. FINDINGS AND QUESTIONED COSTS

None.

**STARK COUNTY EDUCATIONAL SERVICE CENTER
STARK COUNTY, OHIO
SCHEDULE OF PRIOR AUDIT FINDINGS AND RECOMMENDATIONS
FOR THE FISCAL YEAR ENDED JUNE 30, 2021**

The prior audit report, as of June 30, 2020, included no citations or instances of noncompliance. Management letter recommendations have been corrected, repeated, or procedures instituted to prevent occurrences in this audit period.

OHIO AUDITOR OF STATE KEITH FABER



STARK COUNTY EDUCATIONAL SERVICE CENTER

STARK COUNTY

AUDITOR OF STATE OF OHIO CERTIFICATION

This is a true and correct copy of the report, which is required to be filed pursuant to Section 117.26, Revised Code, and which is filed in the Office of the Ohio Auditor of State in Columbus, Ohio.



Certified for Release 2/24/2022

88 East Broad Street, Columbus, Ohio 43215
Phone: 614-466-4514 or 800-282-0370

This report is a matter of public record and is available online at
www.ohioauditor.gov