



OHIO AUDITOR OF STATE
KEITH FABER



**FAIRLESS LOCAL SCHOOL DISTRICT
STARK COUNTY
JUNE 30, 2021**

TABLE OF CONTENTS

TITLE	PAGE
Independent Auditor's Report	1
Prepared by Management:	
Management's Discussion and Analysis	5
Basic Financial Statements:	
Government-wide Financial Statements:	
Statement of Net Position	16
Statement of Activities.....	17
Fund Financial Statements:	
Balance Sheet	
Governmental Funds	18
Reconciliation of Total Governmental Fund Balances to Net Position of Governmental Activities	19
Statement of Revenues, Expenditures and Changes in Fund Balances Governmental Funds	20
Reconciliation of the Statement of Revenues, Expenditures and Changes in Fund Balances of Governmental Funds to the Statement of Activities	21
Statement of Revenues, Expenditures and Changes in Fund Balance - Budget and Actual (Non-GAAP Budgetary Basis) General Fund.....	22
Notes to the Basic Financial Statements	23
Required Supplementary Information:	
Schedule of the District's Proportionate Share of The Net Pension Liability School Employees Retirement System (SERS) of Ohio.....	64
Schedule of the District's Proportionate Share of The Net Pension Liability State Teachers Retirement System (STRS) of Ohio.....	66
Schedule of District Pension Contributions School Employees Retirement System (SERS) of Ohio	68
Schedule of District Pension Contributions State Teachers Retirement System (STRS) of Ohio.....	70

**FAIRLESS LOCAL SCHOOL DISTRICT
STARK COUNTY
JUNE 30, 2021**

**TABLE OF CONTENTS
(Continued)**

TITLE	PAGE
Schedule of the District's Proportionate Share of The Net OPEB Liability School Employees Retirement System (SERS) of Ohio.....	72
Schedule of the District's Proportionate Share of The Net OPEB Liability/Asset State Teachers Retirement System (STRS) of Ohio.....	73
Schedule of District OPEB Contributions School Employees Retirement System (SERS) of Ohio	74
Schedule of District OPEB Contributions State Teachers Retirement System (STRS) of Ohio	76
Notes to Required Supplementary Information.....	78
Schedule of Expenditures of Federal Awards	81
Notes to the Schedule of Expenditures of Federal Awards.....	82
Independent Auditor's Report on Internal Control Over Financial Reporting and on Compliance and Other Matters Required by <i>Government Auditing Standards</i>	83
Independent Auditor's Report on Compliance with Requirements Applicable to the Major Federal Program and on Internal Control Over Compliance Required by the Uniform Guidance.....	85
Schedule of Findings.....	87

OHIO AUDITOR OF STATE KEITH FABER



88 East Broad Street
Columbus, Ohio 43215
ContactUs@ohioauditor.gov
(800) 282-0370

INDEPENDENT AUDITOR'S REPORT

Fairless Local School District
Stark County
11885 Navarre Road SW
Navarre, Ohio 44662

To the Board of Education:

Report on the Financial Statements

We have audited the accompanying financial statements of the governmental activities, each major fund, and the aggregate remaining fund information of the Fairless Local School District, Stark, Ohio (the District), as of and for the year ended June 30, 2021, and the related notes to the financial statements, which collectively comprise the District's basic financial statements as listed in the table of contents.

Management's Responsibility for the Financial Statements

Management is responsible for preparing and fairly presenting these financial statements in accordance with accounting principles generally accepted in the United States of America; this includes designing, implementing, and maintaining internal control relevant to preparing and fairly presenting financial statements that are free from material misstatement, whether due to fraud or error.

Auditor's Responsibility

Our responsibility is to opine on these financial statements based on our audit. We audited in accordance with auditing standards generally accepted in the United States of America and the financial audit standards in the Comptroller General of the United States' *Government Auditing Standards*. Those standards require us to plan and perform the audit to reasonably assure the financial statements are free from material misstatement.

An audit requires obtaining evidence about financial statement amounts and disclosures. The procedures selected depend on our judgment, including assessing the risks of material financial statement misstatement, whether due to fraud or error. In assessing those risks, we consider internal control relevant to the District's preparation and fair presentation of the financial statements in order to design audit procedures that are appropriate in the circumstances, but not to the extent needed to opine on the effectiveness of the District's internal control. Accordingly, we express no such opinion. An audit also includes evaluating the appropriateness of management's accounting policies and the reasonableness of their significant accounting estimates, as well as our evaluation of the overall financial statement presentation.

We believe the audit evidence we obtained is sufficient and appropriate to support our audit opinions.

Opinion

In our opinion, the financial statements referred to above present fairly, in all material respects, the respective financial position of the governmental activities, each major fund, and the aggregate remaining fund information of the District, as of June 30, 2021, and the respective changes in financial position and the budgetary comparison for the General fund thereof for the year then ended in accordance with the accounting principles generally accepted in the United States of America.

Emphasis of Matter

As discussed in Note 20 to the financial statements, the financial impact of COVID-19 and the continuing emergency measures may impact subsequent periods of the District. We did not modify our opinion regarding this matter.

Other Matters

Required Supplementary Information

Accounting principles generally accepted in the United States of America require this presentation to include *management's discussion and analysis*, and schedules of net pension and other post-employment benefit liabilities and pension and other post-employment benefit contributions listed in the table of contents, to supplement the basic financial statements. Although this information is not part of the basic financial statements, the Governmental Accounting Standards Board considers it essential for placing the basic financial statements in an appropriate operational, economic, or historical context. We applied certain limited procedures to the required supplementary information in accordance with auditing standards generally accepted in the United States of America, consisting of inquiries of management about the methods of preparing the information and comparing the information for consistency with management's responses to our inquiries, to the basic financial statements, and other knowledge we obtained during our audit of the basic financial statements. We do not opine or provide any assurance on the information because the limited procedures do not provide us with sufficient evidence to opine or provide any other assurance.

Supplementary and Other Information

Our audit was conducted to opine on the District's basic financial statements taken as a whole.

The Schedule of Expenditures of Federal Awards presents additional analysis as required by Title 2 U.S. Code of Federal Regulations (CFR) Part 200, Uniform Administrative Requirements, Cost Principles, and Audit Requirements for Federal Awards and is not a required part of the financial statements.

The schedule is management's responsibility, and derives from and relate directly to the underlying accounting and other records used to prepare the basic financial statements. We subjected this information to the auditing procedures we applied to the basic financial statements. We also applied certain additional procedures, including comparing and reconciling this information directly to the underlying accounting and other records used to prepare the basic financial statements or to the basic financial statements themselves in accordance with auditing standards generally accepted in the United States of America. In our opinion, this information is fairly stated in all material respects in relation to the basic financial statements taken as a whole.

Other Reporting Required by Government Auditing Standards

In accordance with *Government Auditing Standards*, we have also issued our report dated February 7, 2022, on our consideration of the District's internal control over financial reporting and our tests of its compliance with certain provisions of laws, regulations, contracts and grant agreements and other matters. That report describes the scope of our internal control testing over financial reporting and compliance, and the results of that testing, and does not opine on internal control over financial reporting or on compliance. That report is an integral part of an audit performed in accordance with *Government Auditing Standards* in considering the District's internal control over financial reporting and compliance.



Keith Faber
Auditor of State
Columbus, Ohio

February 7, 2022

This page intentionally left blank.

**FAIRLESS LOCAL SCHOOL DISTRICT
STARK COUNTY, OHIO**

**MANAGEMENT'S DISCUSSION AND ANALYSIS
FOR THE FISCAL YEAR ENDED JUNE 30, 2021**

The management's discussion and analysis of the Fairless Local School District's (the "District") financial performance provides an overall review of the District's financial activities for the fiscal year ended June 30, 2021. The intent of this discussion and analysis is to look at the District's financial performance as a whole; readers should also review the basic financial statements and the notes to the basic financial statements to enhance their understanding of the District's financial performance.

Financial Highlights

Key financial highlights for 2021 are as follows:

- In total, net position of governmental activities increased \$1,951,239 from 2020's net position.
- General revenues accounted for \$20,427,631 in revenue or 80.24% of all revenues. Program specific revenues in the form of charges for services and sales, grants and contributions accounted for \$5,030,336 or 19.76% of total revenues of \$25,457,967.
- The District had \$23,506,728 in expenses related to governmental activities; only \$5,030,336 of these expenses were offset by program specific charges for services, grants or contributions. General revenues supporting governmental activities (primarily taxes and unrestricted grants and entitlements) of \$20,427,631 were adequate to provide for these programs.
- The District's major governmental funds are the general fund, permanent improvement fund, and the building fund. The general fund had \$19,796,534 in revenues and \$18,760,053 in expenditures and other financing uses. During fiscal year 2021, the general fund's fund balance increased \$1,036,481 from a balance of \$8,789,264 to \$9,825,745.
- The permanent improvement fund had \$5,375,108 in revenues and other financing sources and \$3,321,648 in expenditures. During fiscal year 2021, the permanent improvement fund balance increased \$2,053,460 from a balance of \$1,721,015 to \$3,774,475.
- The building fund had \$34,553,336 in revenues and other financing sources and \$3,660,753 in expenditures. During fiscal year 2021, the building fund balance increased \$30,892,583 from a balance of \$648,677 to \$31,541,260.

Using these Basic Financial Statements

This annual report consists of a series of financial statements and notes to those statements. These statements are organized so the reader can understand the District as a financial whole, an entire operating entity. The statements then proceed to provide an increasingly detailed look at specific financial activities.

The statement of net position and statement of activities provide information about the activities of the whole District, presenting both an aggregate view of the District's finances and a longer-term view of those finances. Fund financial statements provide the next level of detail. For governmental funds, these statements tell how services were financed in the short-term as well as what remains for future spending. The fund financial statements also look at the District's most significant funds with all other nonmajor funds presented in total in one column. In the case of the District, the general fund, the permanent improvement fund, and the building fund are the only governmental funds reported as major funds.

**FAIRLESS LOCAL SCHOOL DISTRICT
STARK COUNTY, OHIO**

MANAGEMENT'S DISCUSSION AND ANALYSIS
FOR THE FISCAL YEAR ENDED JUNE 30, 2021

Reporting the District as a Whole

Statement of Net Position and the Statement of Activities

While this document contains the large number of funds used by the District to provide programs and activities, the view of the District as a whole looks at all financial transactions and asks the question, "How did we do financially during 2021?" The statement of net position and the statement of activities answer this question. These statements include all assets, deferred outflows, liabilities, deferred inflows, revenues and expenses using the accrual basis of accounting similar to the accounting used by most private-sector companies. This basis of accounting will take into account all of the current year's revenues and expenses regardless of when cash is received or paid.

These two statements report the District's net position and changes in that position. This change in net position is important because it tells the reader that, for the District as a whole, the financial position of the District has improved or diminished. The causes of this change may be the result of many factors, some financial, some not. Non-financial factors include the District's property tax base, current property tax laws in Ohio restricting revenue growth, facility conditions, required educational programs and other factors.

In the statement of net position and the statement of activities, the governmental activities include the District's programs and services, including instruction, support services, operation and maintenance of plant, extracurricular activities, other non-instructional services, and food service operations.

The District's statement of net position and statement of activities can be found on pages 16-17 of this report.

Reporting the District's Most Significant Funds

Fund Financial Statements

The analysis of the District's major governmental fund begins on page 13. Fund financial reports provide detailed information about the District's major funds. The District uses many funds to account for a multitude of financial transactions. However, these fund financial statements focus on the District's most significant funds. The District's major governmental funds are the general fund, the permanent improvement fund, and the building fund.

Governmental Funds

Most of the District's activities are reported in governmental funds, which focus on how money flows into and out of those funds and the balances left at year-end available for spending in future periods. These funds are reported using an accounting method called modified accrual accounting, which measures cash and all other financial assets that can readily be converted to cash. The governmental fund financial statements provide a detailed short-term view of the District's general government operations and the basic services it provides. Governmental fund information helps you determine whether there are more or fewer financial resources that can be spent in the near future to finance educational programs. The relationship (or differences) between governmental activities (reported in the statement of net position and the statement of activities) and governmental funds is reconciled in the basic financial statements. The basic governmental fund financial statements can be found on pages 18-22 of this report.

Reporting the District's Fiduciary Responsibilities

The District acts in a trustee capacity as an agent for individuals or other entities. These activities are reported in a custodial fund. For 2021, the District did not have any custodial funds. These activities are excluded from the District's other financial statements because the assets cannot be utilized by the District to finance its operations.

Notes to the Basic Financial Statements

The notes provide additional information that is essential to a full understanding of the data provided in the government-wide and fund financial statements. These notes to the basic financial statements can be found on pages 23-62 of this report.

**FAIRLESS LOCAL SCHOOL DISTRICT
STARK COUNTY, OHIO**

MANAGEMENT'S DISCUSSION AND ANALYSIS
FOR THE FISCAL YEAR ENDED JUNE 30, 2021

Required Supplementary Information

The required supplementary information provides detailed information regarding the District's proportionate share of the net pension liability and net OPEB liability/asset of the retirement systems and a ten year schedule of Districts contributions to the retirement systems to fund pension and OPEB obligations. The required supplementary information can be found on pages 64-79 of this report.

The District as a Whole

The statement of net position provides the perspective of the District as a whole.

The table below provides a summary of the District's net position at June 30, 2021 and June 30, 2020.

	Net Position	
	Governmental Activities <u>2021</u>	Governmental Activities <u>2020</u>
<u>Assets</u>		
Current and other assets	\$ 63,351,906	\$ 27,829,129
Capital assets, net	<u>27,105,033</u>	<u>24,956,640</u>
Total assets	<u>90,456,939</u>	<u>52,785,769</u>
<u>Deferred Outflows of Resources</u>		
Unamortized deferred charges on debt refunding	12,461	13,553
Pension	3,715,106	3,096,601
OPEB	<u>547,594</u>	<u>336,797</u>
Total deferred outflows of resources	<u>4,275,161</u>	<u>3,446,951</u>
<u>Liabilities</u>		
Current liabilities	3,233,843	2,267,254
Long-term liabilities:		
Due within one year	1,316,323	711,296
Due in more than one year:		
Net pension liability	18,744,387	16,447,807
Net OPEB liability	1,629,704	1,832,540
Other amounts	<u>42,791,420</u>	<u>9,250,553</u>
Total liabilities	<u>67,715,677</u>	<u>30,509,450</u>
<u>Deferred Inflows of Resources</u>		
Property taxes levied for the next fiscal year	11,765,996	11,969,267
Pension	112,652	953,818
OPEB	<u>2,161,663</u>	<u>1,775,312</u>
Total deferred inflows of resources	<u>14,040,311</u>	<u>14,698,397</u>
<u>Net Position</u>		
Net Investment in capital assets	16,031,842	15,364,945
Restricted	3,455,676	3,705,685
Unrestricted (deficit)	<u>(6,511,406)</u>	<u>(8,045,757)</u>
Total net position	<u>\$ 12,976,112</u>	<u>\$ 11,024,873</u>

**FAIRLESS LOCAL SCHOOL DISTRICT
STARK COUNTY, OHIO**

MANAGEMENT'S DISCUSSION AND ANALYSIS
FOR THE FISCAL YEAR ENDED JUNE 30, 2021

The net pension liability (NPL) is reported pursuant to GASB Statement 68, "Accounting and Financial Reporting for Pensions—an Amendment of GASB Statement 27" and the net OPEB liability/asset is reported pursuant to GASB Statement 75, "Accounting and Financial Reporting for Postemployment Benefits Other Than Pensions," which significantly revises accounting for costs and liabilities related to other postemployment benefits (OPEB). For reasons discussed below, many end users of this financial statement will gain a clearer understanding of the District's actual financial condition by adding deferred inflows related to pension and OPEB, the net pension liability and the net OPEB liability to the reported net position and subtracting deferred outflows related to pension and OPEB and net OPEB asset.

Governmental Accounting Standards Board standards are national and apply to all government financial reports prepared in accordance with generally accepted accounting principles. Prior accounting for pensions (GASB 27) and postemployment benefits (GASB 45) focused on a funding approach. This approach limited pension and OPEB costs to contributions annually required by law, which may or may not be sufficient to fully fund each plan's *net pension liability* or *net OPEB liability/asset*. GASB 68 and GASB 75 take an earnings approach to pension and OPEB accounting; however, the nature of Ohio's statewide pension/OPEB plans and state law governing those systems requires additional explanation in order to properly understand the information presented in these statements.

GASB 68 and GASB 75 require the net pension liability and the net OPEB liability to equal the District's proportionate share of each plan's collective:

1. Present value of estimated future pension/OPEB benefits attributable to active and inactive employees' past service.
2. Minus plan assets available to pay these benefits.

GASB notes that pension and OPEB obligations, whether funded or unfunded, are part of the "employment exchange" – that is, the employee is trading his or her labor in exchange for wages, benefits, and the promise of a future pension and other postemployment benefits. GASB noted that the unfunded portion of this promise is a present obligation of the government, part of a bargained-for benefit to the employee, and should accordingly be reported by the government as a liability since they received the benefit of the exchange. However, the District is not responsible for certain key factors affecting the balance of these liabilities. In Ohio, the employee shares the obligation of funding pension benefits with the employer. Both employer and employee contribution rates are capped by State statute. A change in these caps requires action of both Houses of the General Assembly and approval of the Governor. Benefit provisions are also determined by State statute. The Ohio Revised Code permits, but does not require the retirement systems to provide healthcare to eligible benefit recipients. The retirement systems may allocate a portion of the employer contributions to provide for these OPEB benefits.

The employee enters the employment exchange with the knowledge that the employer's promise is limited not by contract but by law. The employer enters the exchange also knowing that there is a specific, legal limit to its contribution to the retirement system. In Ohio, there is no legal means to enforce the unfunded liability of the pension/OPEB plan *as against the public employer*. State law operates to mitigate/lessen the moral obligation of the public employer to the employee, because all parties enter the employment exchange with notice as to the law. The retirement system is responsible for the administration of the pension and OPEB plans.

Most long-term liabilities have set repayment schedules or, in the case of compensated absences (i.e. sick and vacation leave), are satisfied through paid time-off or termination payments. There is no repayment schedule for the net pension liability or the net OPEB liability/asset. As explained above, changes in benefits, contribution rates, and return on investments affect the balance of these liabilities but are outside the control of the local government. In the event that contributions, investment returns, and other changes are insufficient to keep up with required payments, State statute does not assign/identify the responsible party for the unfunded portion. Due to the unique nature of how the net pension liability and the net OPEB liability are satisfied, these liabilities are separately identified within the long-term liability section of the statement of net position.

**FAIRLESS LOCAL SCHOOL DISTRICT
STARK COUNTY, OHIO**

**MANAGEMENT’S DISCUSSION AND ANALYSIS
FOR THE FISCAL YEAR ENDED JUNE 30, 2021**

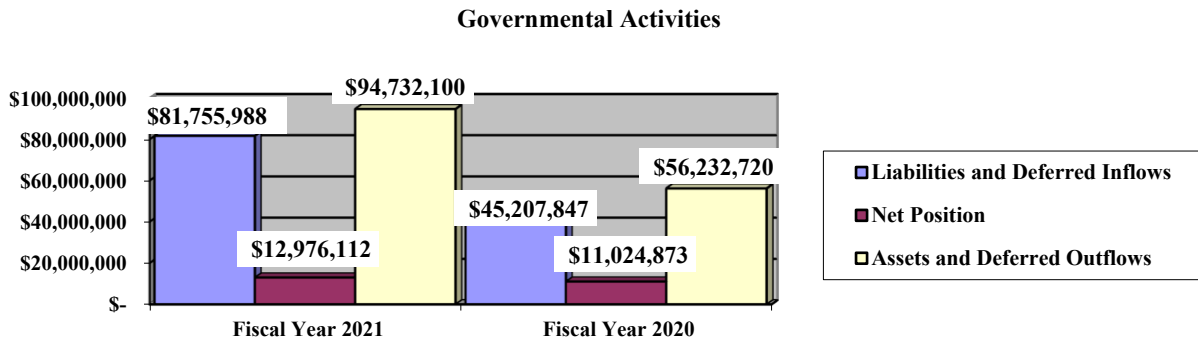
In accordance with GASB 68 and GASB 75, the District’s statements prepared on an accrual basis of accounting include an annual pension expense and an annual OPEB expense for their proportionate share of each plan’s *change* in net pension liability and net OPEB liability/asset, respectively, not accounted for as deferred inflows/outflows.

Over time, net position can serve as a useful indicator of a government’s financial position. At June 30, 2021, the District’s assets and deferred outflows of resources exceeded liabilities and deferred inflows of resources by \$12,976,112.

At year-end, capital assets represented 29.96% of total assets. Capital assets include land, land improvements, buildings and improvements, furniture and equipment, vehicles, and construction in progress. Net investment in capital assets at June 30, 2021, was \$16,031,842. These capital assets are used to provide services to the students and are not available for future spending.

A portion of the District’s net position, \$3,455,676, represents resources that are subject to external restriction on how they may be used. The remaining balance of unrestricted net position is a deficit of \$6,511,406. The deficit balance of unrestricted net position was the result of reporting the net pension liability and net OPEB liability/asset required by GASB 68 and GASB 75.

The graph below presents the District’s governmental activities assets, deferred outflows, liabilities, deferred inflows and net position at June 30, 2020 and June 30, 2021.



THIS SPACE IS INTENTIONALLY LEFT BLANK

**FAIRLESS LOCAL SCHOOL DISTRICT
STARK COUNTY, OHIO**

MANAGEMENT'S DISCUSSION AND ANALYSIS
FOR THE FISCAL YEAR ENDED JUNE 30, 2021

The table below shows the change in net position for fiscal years 2021 and 2020.

	Change in Net Position	
	Governmental Activities <u>2021</u>	Governmental Activities <u>2020</u>
<u>Revenues</u>		
Program revenues:		
Charges for services and sales	\$ 1,062,546	\$ 1,184,028
Operating grants and contributions	3,967,790	2,667,254
General revenues:		
Property taxes	10,772,280	9,897,468
Grants and entitlements	9,052,208	8,936,954
Investment earnings	66,669	401,049
Other	<u>536,474</u>	<u>286,933</u>
Total revenues	<u>25,457,967</u>	<u>23,373,686</u>
<u>Expenses</u>		
Program expenses:		
Instruction:		
Regular	9,838,108	8,632,639
Special	2,670,222	2,620,491
Vocational	158,894	148,560
Other	394,973	436,240
Support services:		
Pupil	1,752,524	1,578,941
Instructional staff	245,557	317,335
Board of education	11,547	9,243
Administration	1,865,253	1,893,732
Fiscal	550,539	506,695
Business	27,949	26,014
Operations and maintenance	1,894,239	1,756,041
Pupil transportation	1,052,964	942,848
Central	57,573	88,916
Operation of non-instructional:		
Food service operations	657,461	618,026
Other non-instructional services	18,250	29,042
Extracurricular activities	678,852	708,572
Interest and fiscal charges	<u>1,631,823</u>	<u>280,028</u>
Total expenses	<u>23,506,728</u>	<u>20,593,363</u>
Change in net position	1,951,239	2,780,323
Net position at beginning of year	<u>11,024,873</u>	<u>8,244,550</u>
Net position at end of year	<u>\$ 12,976,112</u>	<u>\$ 11,024,873</u>

**FAIRLESS LOCAL SCHOOL DISTRICT
STARK COUNTY, OHIO**

MANAGEMENT'S DISCUSSION AND ANALYSIS
FOR THE FISCAL YEAR ENDED JUNE 30, 2021

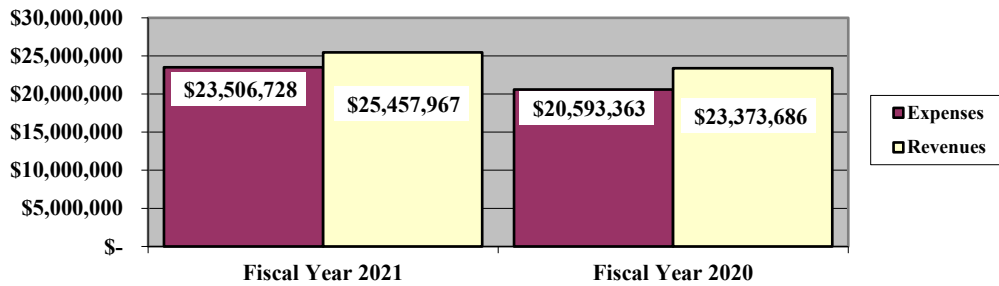
Governmental Activities

Net position of the District's governmental activities increased \$1,951,239. Total governmental expenses of \$23,506,728 were offset by program revenues of \$5,030,336 and general revenues of \$20,427,631. Program revenues supported 21.40% of the total governmental expenses.

The primary sources of revenue for governmental activities are derived from property taxes and unrestricted grants and entitlements. These revenue sources represent 77.87% of total governmental revenue. The increase in total revenues is primarily the result of increased property tax collections, particularly public utility personal property taxes.

The graph below presents the District's governmental activities revenue and expenses for fiscal years 2021 and 2020.

Governmental Activities - Revenues and Expenses



THIS SPACE IS INTENTIONALLY LEFT BLANK

**FAIRLESS LOCAL SCHOOL DISTRICT
STARK COUNTY, OHIO**

**MANAGEMENT'S DISCUSSION AND ANALYSIS
FOR THE FISCAL YEAR ENDED JUNE 30, 2021**

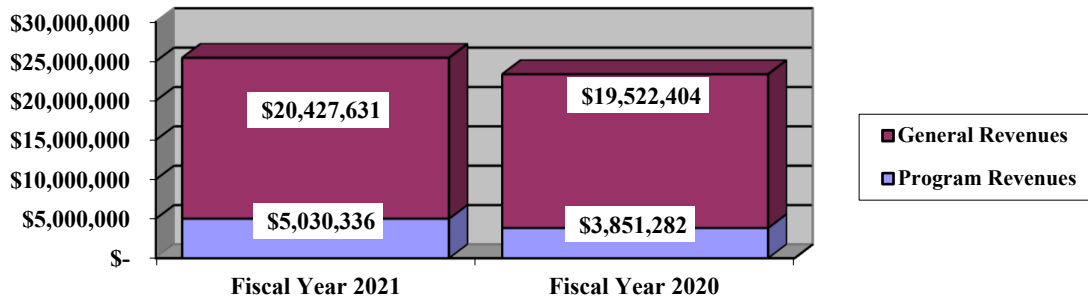
The statement of activities shows the cost of program services and the charges for services and grants offsetting those services. The following table shows, for governmental activities, the total cost of services and the net cost of services. That is, it identifies the cost of these services supported by tax revenue and unrestricted State grants and entitlements.

	Governmental Activities			
	Total Cost of Services	Net Cost of Services	Total Cost of Services	Net Cost of Services
	<u>2021</u>	<u>2021</u>	<u>2020</u>	<u>2020</u>
Program expenses				
Instruction:				
Regular	\$ 9,838,108	\$ 7,599,531	\$ 8,632,639	\$ 7,323,857
Special	2,670,222	1,997,075	2,620,491	1,941,607
Vocational	158,894	139,463	148,560	129,129
Other	394,973	387,270	436,240	436,240
Support services:				
Pupil	1,752,524	1,320,521	1,578,941	1,306,814
Instructional staff	245,557	193,640	317,335	237,177
Board of education	11,547	11,547	9,243	9,243
Administration	1,865,253	1,865,253	1,893,732	1,893,732
Fiscal	550,539	550,539	506,695	506,695
Business	27,949	27,949	26,014	26,014
Operations and maintenance	1,894,239	1,806,396	1,756,041	1,708,598
Pupil transportation	1,052,964	332,835	942,848	222,518
Central	57,573	57,573	88,916	88,916
Food service operations	657,461	(13,970)	618,026	77,838
Other non-instructional services	18,250	13,005	29,042	25,293
Extracurricular activities	678,852	555,942	708,572	528,382
Interest and fiscal charges	1,631,823	1,631,823	280,028	280,028
Total	\$ 23,506,728	\$ 18,476,392	\$ 20,593,363	\$ 16,742,081

The dependence upon tax and other general revenues for governmental activities is apparent, as 77.50% of instruction activities are supported through taxes and other general revenues. For all governmental activities, general revenue support is 78.60%.

The graph below presents the District's governmental activities revenue for fiscal year 2021 and 2020.

Governmental Activities - General and Program Revenues



**FAIRLESS LOCAL SCHOOL DISTRICT
STARK COUNTY, OHIO**

MANAGEMENT'S DISCUSSION AND ANALYSIS
FOR THE FISCAL YEAR ENDED JUNE 30, 2021

The District's Funds

The District's governmental funds reported a combined fund balance of \$46,949,727, which is more than last year's total of \$12,474,285. The schedule below indicates the fund balance and the total change in fund balance as of June 30, 2020 and 2021.

	Fund Balance <u>June 30, 2021</u>	Fund Balance <u>June 30, 2020</u>	<u>Increase</u>
General	\$ 9,825,745	\$ 8,789,264	\$ 1,036,481
Permanent Improvement	3,774,475	1,721,015	2,053,460
Building	31,541,260	648,677	30,892,583
Other Governmental	<u>1,808,247</u>	<u>1,315,329</u>	<u>492,918</u>
Total	<u>\$ 46,949,727</u>	<u>\$ 12,474,285</u>	<u>\$ 34,475,442</u>

General Fund

The District's general fund balance increased \$1,036,481. The table that follows assists in illustrating the financial activities and fund balance of the general fund.

	<u>2021</u> <u>Amount</u>	<u>2020</u> <u>Amount</u>	<u>Increase</u> <u>(Decrease)</u>	<u>Percentage</u> <u>Change</u>
<u>Revenues</u>				
Taxes	\$ 8,756,509	\$ 8,513,246	\$ 243,263	2.86 %
Tuition	893,033	796,482	96,551	12.12 %
Earnings on investments	32,084	409,277	(377,193)	(92.16) %
Intergovernmental	9,551,407	9,455,511	95,896	1.01 %
Extracurricular	19,857	23,476	(3,619)	(15.42) %
Other revenues	<u>543,644</u>	<u>301,676</u>	<u>241,968</u>	80.21 %
Total	<u>\$ 19,796,534</u>	<u>\$ 19,499,668</u>	<u>\$ 296,866</u>	1.52 %
<u>Expenditures</u>				
Instruction	\$ 10,031,600	\$ 9,902,915	\$ 128,685	1.30 %
Support services	6,445,533	6,608,693	(163,160)	(2.47) %
Operation of non-instructional services	12,447	24,492	(12,045)	(49.18) %
Extracurricular activities	495,473	589,018	(93,545)	(15.88) %
Facilities acquisition and construction	-	628	(628)	(100.00) %
Debt service	<u>-</u>	<u>96,218</u>	<u>(96,218)</u>	(100.00) %
Total	<u>\$ 16,985,053</u>	<u>\$ 17,221,964</u>	<u>\$ (236,911)</u>	(1.38) %

Overall revenues of the general fund increased \$296,866 or 1.52%. The largest increase was property tax revenues. Property tax revenue increased both due to a larger amount of property taxes collected during the fiscal year, and a greater amount of advances available from Stark County at fiscal year end. Earning on investments decreased due to a decrease in returns on the District's investment in STAR Ohio.

**FAIRLESS LOCAL SCHOOL DISTRICT
STARK COUNTY, OHIO**

MANAGEMENT'S DISCUSSION AND ANALYSIS
FOR THE FISCAL YEAR ENDED JUNE 30, 2021

Expenditures decreased \$236,911 or 1.38%. Instruction expenditures increased primarily due to an increase in regular and special instruction expenses. Support service expenditures decreased due to less money spent on extracurricular activities, administrative, and operations and maintenance activities.

Permanent Improvement Fund

The permanent improvement fund had \$5,375,108 in revenues and other financing sources and \$3,321,648 in expenditures at June 30, 2021. During fiscal year 2021, the permanent improvement fund's fund balance increased \$2,053,460 from a fund balance of \$1,721,015 to a fund balance of \$3,774,475.

Building Fund

The building fund had \$34,553,336 in revenues and other financing sources and \$3,660,753 in expenditures at June 30, 2021. During fiscal year 2021, the building fund's fund balance increased \$30,892,583 from a fund balance of \$648,677 to a fund balance of \$31,541,260.

General Fund Budgeting Highlights

The District's budget is prepared according to Ohio law and is based on accounting for certain transactions on a basis of cash receipts, disbursements and encumbrances. The most significant budgeted fund is the general fund.

During the course of fiscal year 2021, the District amended its general fund budget several times. For the general fund, original budgeted revenues were \$621,338 more than final budgeted revenues. Actual revenues for fiscal year 2021 were \$19,857,675. This represents a \$6,592 decrease from final budgeted revenues.

General fund final budgeted expenditures and other financing uses were \$125,095 higher than original budgeted expenditures and other financing uses. The actual budget basis expenditures and other financing uses for fiscal year 2021 totaled \$21,145,733, which was \$99,213 less than the final budgeted expenditures and other financing uses.

Capital Assets and Debt Administration

Capital Assets

At the end of fiscal year 2021, the District had \$27,105,033 invested in land, land improvements, buildings and improvements, furniture and equipment, vehicles, and construction in progress, net of depreciation. This entire amount is reported in governmental activities. The following table shows fiscal year 2021 balances compared to 2020:

**Capital Assets at June 30
(Net of Depreciation)**

	Governmental Activities	
	2021	2020
Land	\$ 165,570	\$ 165,570
Land improvements	1,686,352	1,870,366
Building and improvements	19,757,381	20,308,319
Furniture and equipment	950,494	1,048,923
Vehicles	1,006,885	1,112,139
Construction in Progress	3,538,351	451,323
Total	\$ 27,105,033	\$ 24,956,640

**FAIRLESS LOCAL SCHOOL DISTRICT
STARK COUNTY, OHIO**

MANAGEMENT'S DISCUSSION AND ANALYSIS
FOR THE FISCAL YEAR ENDED JUNE 30, 2021

Total additions to capital assets for 2021 were \$3,146,607. Depreciations expense for the fiscal year was \$872,511. Overall, capital assets of the District increased \$2,148,393.

See Note 7 for additional information on the District's capital assets.

Debt Administration

At June 30, 2021, the District had \$39,997,156 in general obligation bonds, certificates of participation, and lease purchase agreements. Of this total, \$1,259,406 is due within one year and \$38,737,750 is due in more than one year. The following table summarizes the bonds outstanding.

Outstanding Debt, at Year End

	Governmental Activities <u>2021</u>	Governmental Activities <u>2020</u>
General obligation refunding bonds	\$ 8,145,000	\$ 8,660,000
Certificates of Participation	31,670,000	-
Lease purchase agreement	<u>182,156</u>	<u>268,338</u>
Total	<u>\$ 39,997,156</u>	<u>\$ 8,928,338</u>

At June 30, 2021, the District's overall legal debt margin was \$24,343,458 and had an unvoted debt margin of \$353,543.

See Notes 8 and 17 to the basic financial statements for additional information on the District's debt administration.

Current Financial Related Activities

The District has continued to strive to maintain the highest standards of excellence in the way of education for all our students. The District always keeps in mind that the taxpayer's money is the life blood of our District. The Board of Education and administration try to manage the money given to us in the most efficient and best way possible. We are the stewards of our taxpayer money and we take that job very seriously.

The District has negotiated contracts with both the certified and classified unions through June 30, 2023. The District became a state foundation funding guarantee district beginning July 1, 2017; greatly limiting state revenue growth. The District began experiencing a significant increase in public utility personal property tax revenue in February 2019 as a result of the Rover Pipeline. The Board of Education is committed to using Rover revenue for capital projects. The District installed field turf in the stadium, and is constructing a new baseball field. On March 19, 2019, the Board of Education approved partnering with the OFCC in the Expedited Local Partnership Program to construct a new 9-12 high school building. On August 6, 2020, the District issued \$34 million of Certificates of Participation to fund the project.

Contacting the District's Financial Management

This financial report is designed to provide our citizens, taxpayers, and investors and creditors with a general overview of the District's finances and to show the District's accountability for the money it receives. If you have questions about this report or need additional financial information contact Mr. Mark Phillips, Treasurer, Fairless Local School District, 11885 Navarre Road SW, Navarre, Ohio 44662-9438.

**FAIRLESS LOCAL SCHOOL DISTRICT
STARK, OHIO**

STATEMENT OF NET POSITION
JUNE 30, 2021

	Governmental Activities
Assets:	
Equity in pooled cash and investments	\$ 48,638,008
Receivables:	
Property taxes	12,466,628
Accounts	16,696
Accrued interest	160,253
Intergovernmental	1,011,593
Prepayments	33,707
Materials and supplies inventory	2,059
Inventory held for resale	9,586
Net OPEB asset	1,013,376
Capital assets:	
Nondepreciable capital assets	3,703,921
Depreciable capital assets, net	23,401,112
Capital assets, net	27,105,033
Total assets	90,456,939
 Deferred outflows of resources:	
Unamortized deferred charges on debt refunding	12,461
Pension	3,715,106
OPEB	547,594
Total deferred outflows of resources	4,275,161
 Liabilities:	
Accounts payable	71,984
Contracts payable	1,018,993
Accrued wages and benefits payable	1,475,367
Intergovernmental payable	187,293
Pension obligation payable	362,861
Accrued interest payable	117,345
Long-term liabilities:	
Due within one year	1,316,323
Due in more than one year:	
Net pension liability	18,744,387
Net OPEB liability	1,629,704
Other amounts due in more than one year	42,791,420
Total liabilities	67,715,677
 Deferred inflows of resources:	
Property taxes levied for the next fiscal year	11,765,996
Pension	112,652
OPEB	2,161,663
Total deferred inflows of resources	14,040,311
 Net position:	
Net investment in capital assets	16,031,842
Restricted for:	
Capital projects	1,691,147
Classroom facilities maintenance	420,326
Debt service	587,111
State funded programs	524,922
Food service operations	92,336
Student activities	119,479
Other purposes	20,355
Unrestricted (deficit)	(6,511,406)
Total net position	\$ 12,976,112

SEE ACCOMPANYING NOTES TO THE BASIC FINANCIAL STATEMENTS

**FAIRLESS LOCAL SCHOOL DISTRICT
STARK, OHIO**

STATEMENT OF ACTIVITIES
FOR THE FISCAL YEAR ENDED JUNE 30, 2021

		Program Revenues		Net (Expense) Revenue and Changes in Net Position
	Expenses	Charges for Services and Sales	Operating Grants and Contributions	Governmental Activities
Governmental activities:				
Instruction:				
Regular	\$ 9,838,108	\$ 675,405	\$ 1,563,172	\$ (7,599,531)
Special	2,670,222	217,628	455,519	(1,997,075)
Vocational	158,894	-	19,431	(139,463)
Other	394,973	-	7,703	(387,270)
Support services:				
Pupil	1,752,524	-	432,003	(1,320,521)
Instructional staff	245,557	-	51,917	(193,640)
Board of education	11,547	-	-	(11,547)
Administration	1,865,253	-	-	(1,865,253)
Fiscal	550,539	-	-	(550,539)
Business	27,949	-	-	(27,949)
Operations and maintenance	1,894,239	-	87,843	(1,806,396)
Pupil transportation	1,052,964	-	720,129	(332,835)
Central	57,573	-	-	(57,573)
Operation of non-instructional services:				
Food service operations	657,461	56,192	615,239	13,970
Other non-instructional services	18,250	-	5,245	(13,005)
Extracurricular activities	678,852	113,321	9,589	(555,942)
Interest and fiscal charges	1,631,823	-	-	(1,631,823)
Totals	\$ 23,506,728	\$ 1,062,546	\$ 3,967,790	(18,476,392)
General revenues:				
Property taxes levied for:				
General purposes				8,986,078
Debt service				754,715
Capital outlay				905,685
Classroom facilities maintenance				125,802
Grants and entitlements not restricted to specific programs				9,052,208
Investment earnings				66,669
Miscellaneous				536,474
Total general revenues				20,427,631
Change in net position				1,951,239
Net position at beginning of year				11,024,873
Net position at end of year				\$ 12,976,112

SEE ACCOMPANYING NOTES TO THE BASIC FINANCIAL STATEMENTS

**FAIRLESS LOCAL SCHOOL DISTRICT
STARK, OHIO**

BALANCE SHEET
GOVERNMENTAL FUNDS
JUNE 30, 2021

	<u>General</u>	<u>Permanent Improvement</u>	<u>Building</u>	<u>Nonmajor Governmental Funds</u>	<u>Total Governmental Funds</u>
Assets:					
Equity in pooled cash and investments	\$ 10,512,592	\$ 3,749,095	\$ 32,488,860	\$ 1,887,461	\$ 48,638,008
Receivables:					
Property taxes	10,447,391	1,003,652	-	1,015,585	12,466,628
Accounts	15,010	-	-	1,686	16,696
Accrued interest	31,740	-	128,513	-	160,253
Interfund loans	981,330	-	-	-	981,330
Intergovernmental	11,170	-	-	1,000,423	1,011,593
Prepayments	33,707	-	-	-	33,707
Materials and supplies inventory	-	-	-	2,059	2,059
Inventory held for resale	-	-	-	9,586	9,586
Total assets	<u>\$ 22,032,940</u>	<u>\$ 4,752,747</u>	<u>\$ 32,617,373</u>	<u>\$ 3,916,800</u>	<u>\$ 63,319,860</u>
Liabilities:					
Accounts payable	\$ 71,984	\$ -	\$ -	\$ -	\$ 71,984
Contracts payable	-	-	1,018,993	-	1,018,993
Accrued wages and benefits payable	1,373,750	-	-	101,617	1,475,367
Compensated absences payable	8,268	-	-	-	8,268
Intergovernmental payable	185,821	-	-	1,472	187,293
Pension obligation payable	328,984	-	-	33,877	362,861
Interfund loans payable	-	-	-	981,330	981,330
Total liabilities	<u>1,968,807</u>	<u>-</u>	<u>1,018,993</u>	<u>1,118,296</u>	<u>4,106,096</u>
Deferred inflows of resources:					
Property taxes levied for the next fiscal year	9,877,201	938,633	-	950,162	11,765,996
Delinquent property tax revenue not available	350,017	39,639	-	40,095	429,751
Intergovernmental revenue not available	11,170	-	-	-	11,170
Accrued interest not available	-	-	57,120	-	57,120
Total deferred inflows of resources	<u>10,238,388</u>	<u>978,272</u>	<u>57,120</u>	<u>990,257</u>	<u>12,264,037</u>
Fund balances:					
Nonspendable:					
Materials and supplies inventory	-	-	-	2,059	2,059
Prepays	33,707	-	-	-	33,707
Restricted:					
Debt service	-	-	-	669,552	669,552
Capital improvements	-	3,774,475	31,541,260	-	35,315,735
Classroom facilities maintenance	-	-	-	415,135	415,135
Food service operations	-	-	-	106,720	106,720
State funded programs	-	-	-	524,922	524,922
Student activities	-	-	-	119,479	119,479
Other purposes	-	-	-	20,355	20,355
Assigned:					
Student instruction	604,017	-	-	-	604,017
Student and staff support	584,516	-	-	-	584,516
Extracurricular activities	12,814	-	-	-	12,814
Subsequent year's appropriations	5,200,000	-	-	-	5,200,000
Unassigned (deficit)	3,390,691	-	-	(49,975)	3,340,716
Total fund balances	<u>9,825,745</u>	<u>3,774,475</u>	<u>31,541,260</u>	<u>1,808,247</u>	<u>46,949,727</u>
Total liabilities, deferred inflows and fund balances	<u>\$ 22,032,940</u>	<u>\$ 4,752,747</u>	<u>\$ 32,617,373</u>	<u>\$ 3,916,800</u>	<u>\$ 63,319,860</u>

SEE ACCOMPANYING NOTES TO THE BASIC FINANCIAL STATEMENTS

**FAIRLESS LOCAL SCHOOL DISTRICT
STARK, OHIO**

RECONCILIATION OF TOTAL GOVERNMENTAL FUND BALANCES TO
NET POSITION OF GOVERNMENTAL ACTIVITIES
JUNE 30, 2021

Total governmental fund balances		\$	46,949,727
<i>Amounts reported for governmental activities on the statement of net position are different because:</i>			
Capital assets used in governmental activities are not financial resources and therefore are not reported in the funds.			27,105,033
Other long-term assets are not available to pay for current-period expenditures and therefore are deferred inflows in the funds.			
Property taxes receivable	\$	429,751	
Accrued interest receivable		57,120	
Intergovernmental receivable		11,170	
Total		11,170	498,041
Unamortized premiums on debt are not recognized in the funds.			(3,733,730)
Unamortized amounts on refundings are not recognized in the funds.			12,461
Accrued interest payable is not due and payable in the current period and therefore is not reported in the funds.			(117,345)
The net pension/OPEB assets & liabilities are not due and payable in the current period; therefore, the assets, liabilities and related deferred inflows/outflows are not reported in governmental funds.			
Deferred outflows - pension		3,715,106	
Deferred inflows - pension		(112,652)	
Net pension liability		(18,744,387)	
Deferred outflows - OPEB		547,594	
Deferred inflows - OPEB		(2,161,663)	
Net OPEB asset		1,013,376	
Net OPEB liability		(1,629,704)	
Total		(1,629,704)	(17,372,330)
Long-term liabilities, including bonds payable, are not due and payable in the current period and therefore are not reported in the funds.			
General obligation bonds		(8,145,000)	
Lease purchase agreements		(182,156)	
Compensated absences		(368,589)	
Certificates of participation		(31,670,000)	
Total		(31,670,000)	(40,365,745)
Net position of governmental activities		\$	12,976,112

SEE ACCOMPANYING NOTES TO THE BASIC FINANCIAL STATEMENTS

**FAIRLESS LOCAL SCHOOL DISTRICT
STARK, OHIO**

STATEMENT OF REVENUES, EXPENDITURES AND CHANGES IN FUND BALANCES
GOVERNMENTAL FUNDS
FOR THE FISCAL YEAR ENDED JUNE 30, 2021

	<u>General</u>	<u>Permanent Improvement</u>	<u>Building</u>	<u>Nonmajor Governmental Funds</u>	<u>Total Governmental Funds</u>
Revenues:					
Property taxes	\$ 8,756,509	\$ 879,424	\$ -	\$ 852,999	\$ 10,488,932
Intergovernmental	9,551,407	93,977	-	3,356,312	13,001,696
Investment earnings	32,084	239	(22,774)	-	9,549
Tuition and fees	893,033	-	-	-	893,033
Extracurricular	19,857	-	-	93,464	113,321
Charges for services	-	-	-	56,192	56,192
Contributions and donations	-	-	-	31,359	31,359
Miscellaneous	543,644	-	-	6,214	549,858
Total revenues	<u>19,796,534</u>	<u>973,640</u>	<u>(22,774)</u>	<u>4,396,540</u>	<u>25,143,940</u>
Expenditures:					
Current:					
Instruction:					
Regular	7,340,865	16,110	-	1,571,529	8,928,504
Special	2,152,422	-	-	424,375	2,576,797
Vocational	151,436	-	-	-	151,436
Other	386,877	-	-	8,096	394,973
Support services:					
Pupil	1,553,131	-	-	122,540	1,675,671
Instructional staff	172,404	-	-	56,829	229,233
Board of education	10,993	-	-	-	10,993
Administration	1,763,901	-	-	-	1,763,901
Fiscal	502,466	15,553	-	15,067	533,086
Business	26,350	-	-	-	26,350
Operations and maintenance	1,437,453	24,957	-	169,377	1,631,787
Pupil transportation	921,615	-	-	-	921,615
Central	57,220	-	-	-	57,220
Operation of non-instructional services:					
Food service operations	-	-	-	575,790	575,790
Other non-instructional services	12,447	-	-	5,803	18,250
Extracurricular activities	495,473	703	-	139,675	635,851
Facilities acquisition and construction	-	24,994	3,087,028	1,250	3,113,272
Debt service:					
Principal retirement	-	2,416,182	-	515,000	2,931,182
Interest and fiscal charges	-	823,149	-	297,763	1,120,912
Debt issuance costs	-	-	573,725	-	573,725
Total expenditures	<u>16,985,053</u>	<u>3,321,648</u>	<u>3,660,753</u>	<u>3,903,094</u>	<u>27,870,548</u>
Excess of revenues over (under) expenditures	<u>2,811,481</u>	<u>(2,348,008)</u>	<u>(3,683,527)</u>	<u>493,446</u>	<u>(2,726,608)</u>
Other financing sources (uses):					
Premium on certificates of participation	-	2,626,468	576,110	-	3,202,578
Certificates of participation issued	-	-	34,000,000	-	34,000,000
Transfers in	-	1,775,000	-	-	1,775,000
Transfers (out)	(1,775,000)	-	-	-	(1,775,000)
Total other financing sources (uses)	<u>(1,775,000)</u>	<u>4,401,468</u>	<u>34,576,110</u>	<u>-</u>	<u>37,202,578</u>
Net change in fund balances	1,036,481	2,053,460	30,892,583	493,446	34,475,970
Fund balances at beginning of year	8,789,264	1,721,015	648,677	1,315,329	12,474,285
Change in reserve for inventory	-	-	-	(528)	(528)
Fund balances at end of year	<u>\$ 9,825,745</u>	<u>\$ 3,774,475</u>	<u>\$ 31,541,260</u>	<u>\$ 1,808,247</u>	<u>\$ 46,949,727</u>

SEE ACCOMPANYING NOTES TO THE BASIC FINANCIAL STATEMENTS

**FAIRLESS LOCAL SCHOOL DISTRICT
STARK, OHIO**

RECONCILIATION OF THE STATEMENT OF REVENUES, EXPENDITURES
AND CHANGES IN FUND BALANCES OF GOVERNMENTAL FUNDS
TO THE STATEMENT OF ACTIVITIES
FOR THE FISCAL YEAR ENDED JUNE 30, 2021

Net change in fund balances - total governmental funds	\$	34,475,970
<i>Amounts reported for governmental activities in the statement of activities are different because:</i>		
Governmental funds report capital outlays as expenditures. However, in the statement of activities, the cost of those assets is allocated over their estimated useful lives as depreciation expense.		
Capital asset additions	\$ 3,146,607	
Current year depreciation	(872,511)	
Total		2,274,096
The net effect of various miscellaneous transactions involving capital assets (i.e., sales, disposals, trade-ins, and donations) is to decrease net position.		
		(125,703)
Governmental funds report expenditures for inventory when purchased. However, in the statement of activities, they are reported as an expense when consumed.		
		(528)
Revenues in the statement of activities that do not provide current financial resources are not reported as revenues in the funds.		
Property taxes	283,348	
Earnings on investments	57,120	
Intergovernmental	(45,191)	
Total		295,277
Repayment of principal on debt is an expenditure in the governmental funds, but the repayment reduces long-term liabilities on the statement of net position.		
		2,931,182
Long-term debt issuances are recorded as other financing sources in the funds; however, in the statement of activities, they are not reported as other financing sources as they increase liabilities on the statement of net position.		
		(34,000,000)
Premiums on debt are amortized over the life of the issuance in the statement of activities		
		(3,202,578)
In the statement of activities, interest is accrued on outstanding bonds, whereas in governmental funds, an interest expenditure is reported when due. The following items resulted in less interest being reported in the statement of activities:		
(Increase) in accrued interest payable	(81,852)	
Amortization of bond premiums	145,758	
Amortization of deferred charges	(1,092)	
Total		62,814
Contractually required contributions are reported as expenditures in governmental funds; however, the statement of net position reports these amounts as deferred outflows.		
Pension	1,423,228	
OPEB	49,796	
Total		1,473,024
Except for amounts reported as deferred inflows/outflows, changes in the net pension/OPEB liability/asset are reported as pension/OPEB expense in the statement of activities.		
Pension	(2,260,137)	
OPEB	78,256	
Total		(2,181,881)
Some expenses reported in the statement of activities, such as compensated absences, do not require the use of current financial resources and therefore are not reported as expenditures in governmental funds.		
		(50,434)
Change in net position of governmental activities	\$	1,951,239

SEE ACCOMPANYING NOTES TO THE BASIC FINANCIAL STATEMENTS

**FAIRLESS LOCAL SCHOOL DISTRICT
STARK, OHIO**

STATEMENT OF REVENUES, EXPENDITURES AND CHANGES IN
FUND BALANCE - BUDGET AND ACTUAL (NON-GAAP BUDGETARY BASIS)
GENERAL FUND
FOR THE FISCAL YEAR ENDED JUNE 30, 2021

	<u>Budgeted Amounts</u>			Variance with Final Budget Positive (Negative)
	<u>Original</u>	<u>Final</u>	<u>Actual</u>	
Revenues:				
Property taxes	\$ 8,959,998	\$ 8,685,354	\$ 8,685,354	\$ -
Intergovernmental	9,854,426	9,552,365	9,552,365	-
Investment earnings	148,809	150,840	144,248	(6,592)
Tuition and fees	921,272	893,033	893,033	-
Miscellaneous	601,100	582,675	582,675	-
Total revenues	<u>20,485,605</u>	<u>19,864,267</u>	<u>19,857,675</u>	<u>(6,592)</u>
Expenditures:				
Current:				
Instruction:				
Regular	7,733,533	7,671,532	7,581,532	90,000
Special	2,441,578	2,616,954	2,616,954	-
Vocational	151,896	147,800	147,800	-
Other	473,006	411,032	411,032	-
Support services:				
Pupil	1,571,570	1,751,185	1,751,185	-
Instructional staff	266,870	180,147	180,147	-
Board of education	10,460	11,817	11,817	-
Administration	1,924,250	1,779,056	1,779,056	-
Fiscal	573,421	460,532	451,319	9,213
Business	26,930	26,332	26,332	-
Operations and maintenance	1,824,514	1,788,380	1,788,380	-
Pupil transportation	1,033,280	948,526	948,526	-
Central	116,271	124,541	124,541	-
Operation of non-instructional services:				
Other non-instructional services	128	6,091	6,091	-
Extracurricular activities	521,224	564,691	564,691	-
Facilities acquisition and construction	12,519	-	-	-
Total expenditures	<u>18,681,450</u>	<u>18,488,616</u>	<u>18,389,403</u>	<u>99,213</u>
Excess of revenues over expenditures	<u>1,804,155</u>	<u>1,375,651</u>	<u>1,468,272</u>	<u>92,621</u>
Other financing sources (uses):				
Transfers (out)	(1,570,263)	(1,775,000)	(1,775,000)	-
Advances (out)	(868,138)	(981,330)	(981,330)	-
Total other financing sources (uses)	<u>(2,438,401)</u>	<u>(2,756,330)</u>	<u>(2,756,330)</u>	<u>-</u>
Net change in fund balance	(634,246)	(1,380,679)	(1,288,058)	92,621
Fund balance at beginning of year	9,031,708	9,031,708	9,031,708	-
Prior year encumbrances appropriated	1,319,851	1,319,851	1,319,851	-
Fund balance at end of year	<u>\$ 9,717,313</u>	<u>\$ 8,970,880</u>	<u>\$ 9,063,501</u>	<u>\$ 92,621</u>

SEE ACCOMPANYING NOTES TO THE BASIC FINANCIAL STATEMENTS

**FAIRLESS LOCAL SCHOOL DISTRICT
STARK COUNTY, OHIO**

NOTES TO THE BASIC FINANCIAL STATEMENTS
FOR THE FISCAL YEAR ENDED JUNE 30, 2021

NOTE 1 - DESCRIPTION OF THE SCHOOL DISTRICT

The Fairless Local School District (the “District”) is a body politic and corporate established for the purpose of exercising the rights and privileges conveyed to it by the constitution and laws of the State of Ohio. The District is a local district as defined by Section 3311.03 of the Ohio Revised Code. The District is governed by a five-member Board of Education (the “Board”) elected by its citizens, which is responsible for the provision of public education to residents of the District.

The District encompasses all or portions of several villages and townships which are almost entirely located in Stark County, Ohio and serves an area of approximately 107 square miles. The District’s facilities are staffed by 11 administrators, 88 classified employees and 109 certified employees who provide services to 1,523 students and other community members. For fiscal year ended June 30, 2021, the District operated an elementary school, a middle school and a high school.

NOTE 2 - SUMMARY OF SIGNIFICANT ACCOUNTING POLICIES

The basic financial statements of the District have been prepared in conformity with accounting principles generally accepted in the United States of America (GAAP) as applied to governmental units. The Governmental Accounting Standards Board (GASB) is the accepted standard-setting body for establishing governmental accounting and financial reporting principles. The District’s significant accounting policies are described below.

A. Reporting Entity

The reporting entity has been defined in accordance with GASB Statement No. 14, “The Financial Reporting Entity” as amended by GASB Statement No. 39, “Determining Whether Certain Organizations Are Component Units” and GASB Statement No. 61, “The Financial Reporting Entity: Omnibus an amendment of GASB Statements No. 14 and No. 34”. The reporting entity is composed of the primary government and component units. The primary government consists of all funds, departments, boards and agencies that are not legally separate from the District. For the District, this includes general operations, food service, and student related activities of the District.

Component units are legally separate organizations for which the District is financially accountable. The District is financially accountable for an organization if the District appoints a voting majority of the organization’s Governing Board and (1) the District is able to significantly influence the programs or services performed or provided by the organization; or (2) the District is legally entitled to or can otherwise access the organization’s resources; or (3) the District is legally obligated or has otherwise assumed the responsibility to finance the deficits of, or provide financial support to, the organization; or (4) the District is obligated for the debt of the organization. Component units may also include organizations that are fiscally dependent on the District in that the District approves the budget, the issuance of debt or the levying of taxes. Certain organizations are also included as component units if the nature and significance of the relationship between the primary government and the organization is such that exclusion by the primary government would render the primary government’s financial statements incomplete or misleading. Based upon the application of these criteria, the District has no component units. The basic financial statements of the reporting entity include only those of the District (the primary government).

**FAIRLESS LOCAL SCHOOL DISTRICT
STARK COUNTY, OHIO**

NOTES TO THE BASIC FINANCIAL STATEMENTS
FOR THE FISCAL YEAR ENDED JUNE 30, 2021

NOTE 2 - SUMMARY OF SIGNIFICANT ACCOUNTING POLICIES - (Continued)

The following organizations are described due to their relationship to the District:

JOINTLY GOVERNED ORGANIZATIONS

Stark/Portage Area Computer Consortium

The Stark/Portage Area Computer Consortium (SPARCC) is a jointly governed organization created as a regional council of governments pursuant to State statutes made up of public school districts and county boards of education from Stark, Portage, and Carroll Counties. The primary function of SPARCC is to provide data processing services to its member districts with the major emphasis being placed on accounting, inventory control and payroll services. Other areas of service provided by SPARCC include student scheduling, registration, grade reporting, and test scoring. Each member district pays an annual fee for the services provided by SPARCC.

SPARCC is governed by a board of directors comprised of each Superintendent with the Consortium. The Stark County Educational Service Center serves as the fiscal agent of the Consortium and receives funding from the State Department of Education. Each district has one vote in all matters and each member district's control over budgeting and financing of SPARCC is limited to its voting authority and any representation it may have on the Board of Directors. The continued existence of SPARCC is not dependent on the District's continued participation and no equity interest exists. The District paid \$141,739 to SPARCC during fiscal year 2021 for services. Financial information can be obtained by writing the Stark/Portage Area Computer Consortium, 6057 Strip Avenue NW, North Canton, Ohio 44720.

Stark County Area Joint Vocational School

The Stark County Area Joint Vocational School is a separate body politic and corporate, established by the Ohio Revised Code to provide for vocational and special education needs of the students. The Stark County Area Joint Vocational School is a distinct political subdivision of the State of Ohio operated under the direction of a seven member Board, consisting of one representative from each of the six participating districts' Boards and one Board Member that rotates from each participating district, and has its own budgeting and taxing authority. Financial information can be obtained by writing the Stark County Area Joint Vocational School, 6805 Richville Drive, S.W., Massillon, Ohio 44646.

Stark County Tax Incentive Review Council

Stark County Tax Incentive Review Council (SCTIRC) is a jointly governed organization, created as an advisory council pursuant to State statutes. SCTIRC has 24 members, consisting of three members appointed by the County Commissioners, four members appointed by municipal corporations, ten members appointed by township trustees, one member from the county auditor's office and six members appointed by Boards of education located within the enterprise zones of Stark County. The SCTIRC reviews and evaluates the performance of each Enterprise Zone Agreement. This body is advisory in nature and cannot directly impact an existing Enterprise Zone Agreement; however, the council can make written recommendations to the legislative authority that approved the agreement. There is no cost associated with being a member of this Council. The continued existence of the SCTIRC is not dependent upon the District's continued participation and no measurable equity interest exists.

PUBLIC ENTITY RISK POOL

Stark County School Council of Governments Health Benefit Plan

The Stark County School Council of Governments Health Benefit Plan (Council) is a shared risk pool created pursuant to State statute for the purpose of administering health care benefits. The Council is governed by an assembly which consists of one representative from each participating member. The assembly elects officers for one year terms to serve on the Board of Directors. The assembly exercises control over the operation of the Council. All Council revenues are generated from charges for services received from the participating members, based on the established premiums for the insurance plans. Each member reserves the right to terminate the plan in whole or in part, at any time. If it is terminated, no further contributions will be made, but the benefits under the insurance contract shall be paid in accordance with the terms of the contract.

**FAIRLESS LOCAL SCHOOL DISTRICT
STARK COUNTY, OHIO**

NOTES TO THE BASIC FINANCIAL STATEMENTS
FOR THE FISCAL YEAR ENDED JUNE 30, 2021

NOTE 2 - SUMMARY OF SIGNIFICANT ACCOUNTING POLICIES - (Continued)

INSURANCE PURCHASING POOL

The District participates in a group rating plan for workers' compensation as established under Section 4123.29 of the Ohio Revised Code. SchoolComp is jointly sponsored by the Ohio Association of School Business Officials (OASBO) and the Ohio School Board Association (OSBA) as a group purchasing pool.

B. Fund Accounting

The District uses funds to maintain its financial records during the year. A fund is defined as a fiscal and accounting entity with a self balancing set of accounts. There are three categories of funds: governmental, proprietary and fiduciary.

GOVERNMENTAL FUNDS

Governmental funds are those through which most governmental functions typically are financed. Governmental fund reporting focuses on the sources, uses and balances of current financial resources. Expendable assets are assigned to the various governmental funds according to the purposes for which they may or must be used. Current liabilities and deferred inflows of resources are assigned to the fund from which they will be paid. The difference between governmental fund assets and deferred outflows of resources and liabilities and deferred inflows of resources is reported as fund balance. The following are the District's major governmental funds.

General fund - The general fund is used to account for and report all financial resources not accounted for and reported in another fund. The general fund balance is available for any purpose provided it is expended or transferred according to the general laws of Ohio.

Permanent Improvement Fund – The permanent improvement fund is used to account for all transactions related to the acquiring constructing or improving of such permanent improvements.

Building Fund – The building fund used to account for the receipts and expenditures related to all special bond funds in the District.

Other governmental funds of the District are used to account for (a) specific revenue sources that are restricted or committed to an expenditure for specified purposes other than debt service or capital projects and (b) financial resources that are restricted, committed, or assigned to expenditure for principal and interest.

PROPRIETARY FUNDS

Proprietary funds are used to account for the District's ongoing activities which are similar to those often found in the private sector. The District has no proprietary funds.

FIDUCIARY FUNDS

Fiduciary fund reporting focuses on net position and changes in net position. The fiduciary fund category is split into four classifications: pension trust funds, investment trust funds, private-purpose trust funds and custodial funds. Trust funds are used to account for assets held by the District under a trust agreement for individuals, private organizations, or other governments and are therefore not available to support the District's own programs. The District has no trust funds. Custodial funds account for monies held on behalf of others that do not meet the definition of a trust fund. The District's custodial fund accounts for athletic tournament monies collected and distributed on behalf of the Ohio High School Athletics Association. However, there was no activity in the 2021 fiscal year.

**FAIRLESS LOCAL SCHOOL DISTRICT
STARK COUNTY, OHIO**

NOTES TO THE BASIC FINANCIAL STATEMENTS
FOR THE FISCAL YEAR ENDED JUNE 30, 2021

NOTE 2 - SUMMARY OF SIGNIFICANT ACCOUNTING POLICIES - (Continued)

C. Basis of Presentation and Measurement Focus

Government-Wide Financial Statements - The statement of net position and the statement of activities display information about the District as a whole. These statements include the financial activities of the primary government, except for fiduciary funds.

The government-wide statement of activities presents a comparison between direct expenses and program revenues for each function or program of the governmental activities of the District. Direct expenses are those that are specifically associated with a service, program or department and therefore clearly identifiable to a particular function. Program revenues include amounts paid by the recipient of goods or services offered by the program and grants and contributions that are restricted to meeting the operational or capital requirements of a particular program. Revenues not classified as program revenues are presented as general revenues of the District.

The government-wide financial statements are prepared using the economic resources measurement focus. All assets and deferred outflows of resources and all liabilities and deferred inflows of resources associated with the operation of the District are included on the statement of net position.

Fund Financial Statements - Fund financial statements report detailed information about the District. The focus of governmental fund financial statements is on major funds rather than reporting funds by type. Each major fund is presented in a separate column, and all nonmajor funds are aggregated into one column. Fiduciary funds are reported by fund type.

All governmental funds are accounted for using a flow of current financial resources measurement focus. With this measurement focus, only current assets and deferred outflows of resources and current liabilities and deferred inflows of resources generally are included on the balance sheet. The statement of revenues, expenditures and changes in fund balances reports on the sources (i.e., revenues and other financing sources) and uses (i.e., expenditures and other financing uses) of current financial resources. This approach differs from the manner in which the governmental activities of the government-wide financial statements are prepared. Governmental fund financial statements therefore include reconciliation with brief explanations to better identify the relationship between the government-wide statements and the statements for governmental funds.

The custodial fund is reported using the economic resources measurement focus. The District had no custodial activity in fiscal year 2021.

D. Basis of Accounting

Basis of accounting determines when transactions are recorded in the financial records and reported on the financial statements. Government-wide financial statements are prepared using the accrual basis of accounting. Governmental funds use the modified accrual basis of accounting. Fiduciary funds also use the accrual basis of accounting.

Revenues - Exchange and Nonexchange Transactions - Revenue resulting from exchange transactions, in which each party gives and receives essentially equal value, is recorded on the accrual basis when the exchange takes place. On a modified accrual basis, revenue is recorded in the fiscal year in which the resources are measurable and become available. Available means that the resources will be collected within the current fiscal year or are expected to be collected soon enough thereafter to be used to pay liabilities of the current fiscal year. For the District, available means expected to be received within thirty-one days of fiscal year end.

**FAIRLESS LOCAL SCHOOL DISTRICT
STARK COUNTY, OHIO**

NOTES TO THE BASIC FINANCIAL STATEMENTS
FOR THE FISCAL YEAR ENDED JUNE 30, 2021

NOTE 2 - SUMMARY OF SIGNIFICANT ACCOUNTING POLICIES - (Continued)

Nonexchange transactions, in which the District receives value without directly giving equal value in return, include property taxes, grants, entitlements and donations. On an accrual basis, revenue from property taxes is recognized in the fiscal year for which the taxes are levied (See Note 5). Revenue from grants, entitlements and donations is recognized in the fiscal year in which all eligibility requirements have been satisfied. Eligibility requirements include timing requirements, which specify the year when the resources are required to be used or the fiscal year when use is first permitted, matching requirements, in which the District must provide local resources to be used for a specified purpose, and expenditure requirements, in which the resources are provided to the District on a reimbursement basis. On a modified accrual basis, revenue from nonexchange transactions must also be available before it can be recognized.

Under the modified accrual basis, the following revenue sources are considered to be both measurable and available at fiscal year end: property taxes available as an advance, interest, tuition, grants, and student fees.

Deferred Outflows of Resources and Deferred Inflows of Resources - In addition to assets, the government-wide statement of net position will report a separate section for deferred outflows of resources. Deferred outflows of resources represent a consumption of net position that applies to a future period and will not be recognized as an outflow of resources (expense/expenditure) until then. For the District, see Notes 11 and 12 for deferred outflows of resources related to the District's net pension liability and net OPEB liability/asset, respectively. In addition, deferred outflows of resources include a deferred charge on debt refunding. A deferred charge on refunding results from the difference in the carrying value of refunded debt and its reacquisition price. This amount is deferred and amortized over the shorter of the life of the refunded or refunding debt.

In addition to liabilities, both the government-wide statement of net position and the governmental fund financial statements report a separate section for deferred inflows of resources. Deferred inflows of resources represent an acquisition of net position that applies to a future period and will not be recognized as an inflow of resources (revenue) until that time. For the District, deferred inflows of resources include property taxes, and unavailable revenue. Property taxes represent amounts for which there is an enforceable legal claim as of June 30, 2021, but which were levied to finance fiscal year 2022 operations. These amounts have been recorded as a deferred inflow of resources on both the government-wide statement of net position and the governmental fund financial statements. Unavailable revenue is reported only on the governmental funds balance sheet and represents receivables which will not be collected within the available period. For the District, unavailable revenue includes, but is not limited to, delinquent property taxes and intergovernmental grants. These amounts are deferred and recognized as an inflow of resources in the period the amounts become available.

For the District, see Notes 11 and 12 for deferred inflows of resources related to the District's net pension liability and net OPEB liability/asset, respectively. This deferred inflow of resources is only reported on the government-wide statement of net position.

Expenses/Expenditures - On the accrual basis of accounting, expenses are recognized at the time they are incurred. The entitlement value of donated commodities received during the year is reported in the statement of revenues, expenditures and changes in fund balances as an expenditure with a like amount reported as intergovernmental revenue.

The measurement focus of governmental fund accounting is on decreases in net financial resources (expenditures) rather than expenses. Expenditures are generally recognized in the accounting period in which the related fund liability is incurred, if measurable. Allocations of cost, such as depreciation and amortization, are not recognized in governmental funds.

**FAIRLESS LOCAL SCHOOL DISTRICT
STARK COUNTY, OHIO**

NOTES TO THE BASIC FINANCIAL STATEMENTS
FOR THE FISCAL YEAR ENDED JUNE 30, 2021

NOTE 2 - SUMMARY OF SIGNIFICANT ACCOUNTING POLICIES - (Continued)

E. Budgets

The budgetary process is prescribed by provisions of the Ohio Revised Code and entails the preparation of budgetary documents within an established timetable. The major documents prepared are the tax budget, the certificate of estimated resources, and the appropriation resolution, all of which are prepared on the budgetary basis of accounting. The certificate of estimated resources and the appropriations resolution are subject to amendment throughout the year with the legal restriction that appropriations cannot exceed estimated resources, as certified. All funds, other than the custodial funds, are legally required to be budgeted and appropriated. The legal level of budgetary control has been established by the Board of Education at the fund level for all funds. Any budgetary modifications at these levels of control may only be made by resolution of the Board of Education.

Tax Budget:

On October 25, 2005, the Stark County Budget Commission voted to waive the requirements that school districts adopt a tax budget as required by Section 5705.28 of the Ohio Revised Code, by January 15 and the filing by January 20. The Budget Commission now requires an alternative tax budget be submitted by January 20 which no longer requires specific Board approval.

Estimated Resources:

By April 1, the Board of Education accepts, by formal resolution, the tax rates as determined by the Budget Commission and receives the Commission's certificate of estimated resources, which states the projected revenue of each fund. Prior to July 1, the District must revise its budget so that total contemplated expenditures from any fund during the ensuing year will not exceed the amount stated in the certificate of estimated resources. The revised budget then serves as a basis for the appropriation measure. On or about July 1, the certificate is amended to include any unencumbered cash balances from the preceding year. The certificate may be further amended during the year if projected increases or decreases in revenue are identified by the District Treasurer. The amounts reported in the budgetary statement, reflect the amounts from the certificate of amended resources that was in effect at the time the original and final appropriations were passed by the Board of Education.

Appropriations:

Upon receipt from the County Auditor of a certificate of estimated resources based on final assessed values and tax rates or a certificate saying no new certificate is necessary, the annual appropriation resolution is enacted by the Board of Education. Prior to the passage of the annual appropriation measure, the Board may pass a temporary appropriation measure to meet the ordinary expenses of the District. The appropriation resolution, at the fund level for all funds, must be within the estimated resources as certified by the County Budget Commission and the total of expenditures may not exceed the appropriation totals at the legal level of control. Any revisions that alter the level of budgetary control must be approved by the Board of Education.

The appropriation resolution is subject to amendment by the Board throughout the year with the restriction that appropriations may not exceed estimated revenues. The amounts reported as the original budget amounts reflect the first appropriation for that fund that covered the entire fiscal year, including amounts automatically carried over from prior year. The amounts reported as the final budgeted amounts represent the final appropriation amounts passed by the Board during the year.

**FAIRLESS LOCAL SCHOOL DISTRICT
STARK COUNTY, OHIO**

NOTES TO THE BASIC FINANCIAL STATEMENTS
FOR THE FISCAL YEAR ENDED JUNE 30, 2021

NOTE 2 - SUMMARY OF SIGNIFICANT ACCOUNTING POLICIES - (Continued)

Encumbrances:

As part of formal budgetary control, purchase orders, contracts and other commitments for the expenditure of monies are recorded as the equivalent of expenditures on the non-GAAP budgetary basis in order to reserve that portion of the applicable appropriation and to determine and maintain legal compliance. Encumbrances plus expenditures may not legally exceed appropriations at the legal level of control. On the GAAP basis, encumbrances outstanding at fiscal year-end are reported as components of restricted, committed, or assigned classification of fund balance.

Lapsing of Appropriations:

At the close of each fiscal year, the unencumbered balance of each appropriation reverts to the respective fund from which it was appropriated and becomes subject to future appropriation. Encumbered appropriations are carried forward to the succeeding fiscal year and are not reappropriated.

F. Cash and Investments

To improve cash management, cash received by the District is pooled in a central bank account. Monies for all funds are maintained in this pool. Individual fund integrity is maintained through the District's records. Each fund's interest in the pool is presented as "equity in pooled cash and investments" on the basic financial statements.

During fiscal year 2021, investments were limited to investments in the State Treasury Asset Reserve of Ohio (STAR Ohio), negotiable certificates of deposit (negotiable CD's), Federal Home Loan Mortgage Corporation (FHLMC) securities, Federal Farm Credit Bank (FFCB) securities, Federal Home Loan Bank (FHLB) securities, Federal National Mortgage Association (FNMA) securities, Farmer Mac securities, U.S. Treasury Notes, and money market mutual funds. Except for nonparticipating investment contracts, investments are reported at fair value, which is based on quoted market prices.

During fiscal year 2021, the District invested in STAR Ohio. STAR Ohio (the State Treasury Asset Reserve of Ohio), is an investment pool managed by the State Treasurer's Office which allows governments within the State to pool their funds for investment purposes. STAR Ohio is not registered with the SEC as an investment company, but has adopted Governmental Accounting Standards Board (GASB), Statement No. 79, "Certain External Investment Pools and Pool Participants." The District measures its investment in STAR Ohio at the net asset value (NAV) per share provided by STAR Ohio. The NAV per share is calculated on an amortized cost basis that provides an NAV per share that approximates fair value.

For fiscal year 2021, there were no limitations or restrictions on any participant withdrawals due to redemption notice periods, liquidity fees, or redemption gates. However, notice must be given 24 hours in advance of all deposits and withdrawals exceeding \$100 million. STAR Ohio reserves the right to limit the transaction to \$250 million, requiring the excess amount to be transacted the following business day(s), but only to the \$250 million limit. All accounts of the participant will be combined for these purposes.

Under existing Ohio statutes all investment earnings are assigned to the general fund unless statutorily required to be credited to a specific fund. The Board of Education has, by resolution, specified the funds to receive an allocation of interest earnings. Interest revenue credited to the general fund during fiscal year 2021 amounted to \$32,084, which includes \$28,926 assigned from other District funds.

For presentation on the basic financial statements, investments of the cash management pool and investments with original maturities of three months or less at the time they are purchased by the District are considered to be cash equivalents. Investments with an initial maturity of more than three months are reported as investments.

An analysis of the District's investment account at year end is provided in Note 4.

**FAIRLESS LOCAL SCHOOL DISTRICT
STARK COUNTY, OHIO**

NOTES TO THE BASIC FINANCIAL STATEMENTS
FOR THE FISCAL YEAR ENDED JUNE 30, 2021

NOTE 2 - SUMMARY OF SIGNIFICANT ACCOUNTING POLICIES - (Continued)

G. Inventory

On government-wide and fund financial statements, purchased inventories are presented at the lower of cost or market and donated commodities are presented at their entitlement value. Inventories are recorded on a first-in, first-out basis. Inventories are accounted for using the purchase method on the fund financial statements and using the consumption method on the government-wide statements.

On the fund financial statements, reported material and supplies inventory is equally offset by a nonspendable fund balance in the governmental funds which indicates that it does not constitute available spendable resources even though it is a component of net current position.

Inventory consists of expendable supplies held for consumption, donated food and purchased food.

H. Capital Assets

General capital assets are those assets specifically related to governmental activities. These assets result from expenditures in the governmental funds. These assets are reported in the governmental activities column of the government-wide statement of net position, but are not reported in the fund financial statements.

All capital assets are capitalized at cost (or estimated historical cost) and updated for additions and deductions during the year. Donated capital assets are recorded at their acquisition value. The District maintains a capitalization threshold of \$2,500. The District does not possess any infrastructure. Improvements are capitalized; the costs of normal maintenance and repairs that do not add to the value of the asset or materially extend an asset's life are not.

All reported capital assets except land and construction in progress are depreciated. Improvements are depreciated over the remaining useful lives of the related capital assets.

Depreciation is computed using the straight-line method over the following useful lives:

<u>Description</u>	<u>Estimated Lives</u>
Land improvements	20 years
Buildings and improvements	25 - 50 years
Furniture and equipment	5 - 20 years
Vehicles	6 - 10 years

I. Interfund Balances

On fund financial statements, receivables and payables resulting from short-term interfund loans are classified as "interfund loans receivable/payable". These amounts are eliminated in the governmental activities column on the statement of net position.

J. Compensated Absences

Compensated absences of the District consist of vacation leave and sick leave to the extent that payments to the employee for these absences are attributable to services already rendered and are not contingent on a specific event that is outside the control of the District and the employee.

**FAIRLESS LOCAL SCHOOL DISTRICT
STARK COUNTY, OHIO**

NOTES TO THE BASIC FINANCIAL STATEMENTS
FOR THE FISCAL YEAR ENDED JUNE 30, 2021

NOTE 2 - SUMMARY OF SIGNIFICANT ACCOUNTING POLICIES - (Continued)

In accordance with the provisions of GASB Statement No. 16, "Accounting for Compensated Absences", a liability for vacation leave is accrued if a) the employees' rights to payment are attributable to services already rendered; and b) it is probable that the employer will compensate the employees for the benefits through paid time off or other means, such as cash payment at termination or retirement. An accrual for earned sick leave is made to the extent that it is probable that the benefits will result in termination (severance) payments. A liability for sick leave is accrued using the vesting method; i.e., the liability is based on the sick leave accumulated at the balance sheet date by those employees who are currently eligible to receive termination (severance) payments, as well as those employees expected to become eligible in the future. For purposes of establishing a liability for sick leave on employees expected to become eligible to retire in the future, all employees age fifty-two or greater with at least twenty-two years of service, age fifty-seven or greater with at least two years of service or any age with at least twenty-seven years of service were considered expected to become eligible to retire in accordance with GASB Statement No. 16.

The total liability for vacation and sick leave payments has been calculated using pay rates in effect at June 30, 2021 and reduced to the maximum payment allowed by labor contract and/or statute, plus any additional salary related payments.

The entire compensated absence liability is reported on the government-wide financial statements.

For governmental fund financial statements, compensated absences are recognized as liabilities and expenditures as payments come due each period upon the occurrence of employee resignations and retirements.

K. Accrued Liabilities and Long-Term Obligations

All payables, accrued liabilities and long-term obligations are reported in the government-wide financial statements.

In general, governmental fund payables and accrued liabilities that, once incurred, are paid in a timely manner and in full from current financial resources are reported as obligations of the funds. However, compensated absences that will be paid from governmental funds are reported as a liability in the fund financial statements only to the extent that they are due for payment during the current year. Net pension/OPEB liability should be recognized in the governmental funds to the extent that benefit payments are due and payable and the pension/OPEB plan's fiduciary net position is not sufficient for payment of those benefits.

L. Unamortized Debt Premiums and Discounts/Refunding Difference

Debt premiums and discounts are amortized over the term of the debt using the straight-line method. Debt premiums are presented as an addition to the face amount of the bonds. Debt discounts are presented as a reduction to the face amount of the debt.

For debt refunding transactions, the difference between the reacquisition price and the net carrying amount of the old debt is deferred and amortized as a component of interest expense. This refunding difference is amortized over the remaining life of the old debt or the life of the new debt, whichever is shorter, and is presented as a deferred outflow of resources.

On the governmental fund financial statements, issuance costs, debt premiums, debt discounts, and deferred charges from refunding are recognized in the current period. The reconciliation between the debts face value and the amount reported on the statement of net position is presented in Note 8.

**FAIRLESS LOCAL SCHOOL DISTRICT
STARK COUNTY, OHIO**

NOTES TO THE BASIC FINANCIAL STATEMENTS
FOR THE FISCAL YEAR ENDED JUNE 30, 2021

NOTE 2 - SUMMARY OF SIGNIFICANT ACCOUNTING POLICIES - (Continued)

M. Fund Balance

Fund balance is divided into five classifications based primarily on the extent to which the District is bound to observe constraints imposed upon the use of the resources in the governmental funds. The classifications are as follows:

Nonspendable - The nonspendable fund balance classification includes amounts that cannot be spent because they are not in spendable form or legally required to be maintained intact. The “not in spendable form” criterion includes items that are not expected to be converted to cash. It also includes the long-term amount of loans receivable.

Restricted - Fund balance is reported as restricted when constraints are placed on the use of resources that are either externally imposed by creditors (such as through debt covenants), grantors, contributors, or laws or regulations of other governments, or imposed by law through constitutional provisions or enabling legislation.

Committed - The committed fund balance classification includes amounts that can be used only for the specific purposes imposed by a formal action (resolution) of the District Board of Education (the highest level of decision-making authority). Those committed amounts cannot be used for any other purpose unless the District Board of Education removes or changes the specified use by taking the same type of action (resolution) it employed to previously commit those amounts. Committed fund balance also incorporates contractual obligations to the extent that existing resources in the fund have been specifically committed for use in satisfying those contractual requirements.

Assigned - Amounts in the assigned fund balance classification are intended to be used by the District for specific purposes but do not meet the criteria to be classified as restricted nor committed. In governmental funds other than the general fund, assigned fund balance represents the remaining amount that is not restricted or committed. In the general fund, assigned amounts represent intended uses established by policies of the District Board of Education, which includes giving the Treasurer the authority to constrain monies for intended purposes.

Unassigned - Unassigned fund balance is the residual classification for the general fund and includes all spendable amounts not contained in the other classifications. In other governmental funds, the unassigned classification is only used to report a deficit fund balance resulting from overspending for specific purposes for which amounts had been restricted, committed, or assigned.

The District applies restricted resources first when expenditures are incurred for purposes for which restricted and unrestricted (committed, assigned, and unassigned) fund balance is available. Similarly, within unrestricted fund balance, committed amounts are reduced first followed by assigned, and then unassigned amounts when expenditures are incurred for purposes for which amounts in any of the unrestricted fund balance classifications could be used.

N. Net Position

Net position represents the difference between assets and deferred outflows of resources and liabilities and deferred inflows of resources. The net position component “net investment in capital assets,” consists of capital assets, net of accumulated depreciation, reduced by the outstanding balances of any borrowing used for the acquisition, construction or improvement of those assets. Deferred outflows of resources and deferred inflows of resources that are attributable to the acquisition, construction or improvement of those assets or related debt also should be included in this component of net position. Net position is reported as restricted when there are limitations imposed on its use either through the enabling legislation adopted by the District or through external restrictions imposed by creditors, grantors or laws or regulations of other governments.

**FAIRLESS LOCAL SCHOOL DISTRICT
STARK COUNTY, OHIO**

NOTES TO THE BASIC FINANCIAL STATEMENTS
FOR THE FISCAL YEAR ENDED JUNE 30, 2021

NOTE 2 - SUMMARY OF SIGNIFICANT ACCOUNTING POLICIES - (Continued)

The District applies restricted resources first when an expense is incurred for purposes for which both restricted and unrestricted net position is available.

O. Prepayments

Certain payments to vendors reflect the costs applicable to future accounting periods and are recorded as prepaid items in both government-wide and fund financial statements. These items are reported as assets on the balance sheet using the consumption method. A current asset for the prepaid amounts is recorded at the time of the purchase and the expenditure/expense is reported in the year in which services are consumed.

At fiscal year-end, because prepayments are not available to finance future governmental fund expenditures, the fund balance is considered nonspendable in an amount equal to the carrying value of the asset on the fund financial statement.

P. Interfund Transactions

Interfund transfers are reported as other financing sources/uses for governmental funds in the fund financial statements. All transfers between governmental funds have been eliminated within the governmental activities column of the statement of activities.

Q. Pensions/Other Postemployment Benefits (OPEB)

For purposes of measuring the net pension/OPEB liability, net OPEB asset, deferred outflows of resources and deferred inflows of resources related to pension/OPEB and pension/OPEB expense, information about the fiduciary net position of the pension/OPEB plans and additions to/deductions from their fiduciary net position have been determined on the same basis as they are reported by the pension/OPEB plan. For this purpose, benefit payments (including refunds of employee contributions) are recognized when due and payable in accordance with the benefit terms. The pension/OPEB plans report investments at fair value.

R. Estimates

The preparation of the basic financial statements in conformity with GAAP requires management to make estimates and assumptions that affect the amounts reported in the basic financial statements and accompanying notes. Actual results may differ from those estimates.

S. Extraordinary and Special Items

Extraordinary items are transactions or events that are both unusual in nature and infrequent in occurrence. Special items are transactions or events that are within the control of the Board of Education and that are either unusual in nature or infrequent in occurrence. Neither type of transaction occurred during fiscal year 2021.

T. Fair Value

The District categorizes its fair value measurements within the fair value hierarchy established by generally accepted accounting principles. The hierarchy is based on the valuation inputs used to measure the fair value of the asset. Level 1 inputs are quoted prices in active markets for identical assets; Level 2 inputs are significant other observable inputs; Level 3 inputs are significant unobservable inputs.

**FAIRLESS LOCAL SCHOOL DISTRICT
STARK COUNTY, OHIO**

NOTES TO THE BASIC FINANCIAL STATEMENTS
FOR THE FISCAL YEAR ENDED JUNE 30, 2021

NOTE 3 - ACCOUNTABILITY AND COMPLIANCE

A. Change in Accounting Principles

For fiscal year 2021, the District has applied GASB Statement No. 95, "*Postponement of the Effective Dates of Certain Authoritative Guidance*." GASB Statement No. 95 provides temporary relief to governments and other stakeholders in light of the COVID-19 pandemic. This objective is accomplished by postponing the effective dates of certain provisions in Statements and Implementation Guides that first became effective or are scheduled to become effective for periods beginning after June 15, 2018, and later.

Certain provisions contained in the following pronouncements were scheduled to be implemented for the fiscal year ended June 30, 2021. Due to the implementation of GASB Statement No. 95, the effective dates of certain provisions contained in these pronouncements are postponed until the fiscal year ended June 30, 2022:

- Statement No. 87, *Leases*
- Implementation Guide No. 2019-3, *Leases*
- Statement No. 89, *Accounting for Interest Cost Incurred before the End of a Construction Period*
- Statement No. 92, *Omnibus 2020*
- Statement No. 93, *Replacement of Interbank Offered Rates*

B. Deficit Fund Balances

Fund balances at June 30, 2021 included the following individual fund deficit:

<u>Nonmajor fund</u>	<u>Deficit</u>
Title I	\$ 49,975

The general fund is liable for any deficit in this fund and provides transfers when cash is required, not when accruals occur. The deficit fund balance resulted from adjustments for accrued liabilities.

NOTE 4 - DEPOSITS AND INVESTMENTS

State statutes classify monies held by the District into three categories.

Active deposits are public deposits necessary to meet current demands on the treasury. Such monies must be maintained either as cash in the District treasury, in commercial accounts payable or withdrawable on demand, including negotiable order of withdrawal (NOW) accounts, or in money market deposit accounts.

Inactive deposits are public deposits that the Board of Education has identified as not required for use within the current five-year period of designation of depositories. Inactive deposits must either be evidenced by certificates of deposit maturing not later than the end of the current period of designation of depositories, or by savings or deposit accounts including, but not limited to, passbook accounts.

Interim deposits are deposits of interim monies. Interim monies are those monies which are not needed for immediate use, but which will be needed before the end of the current period of designation of depositories. Interim deposits must be evidenced by time certificates of deposit maturing not more than one year from the date of deposit or by savings or deposit accounts including passbook accounts.

Interim monies may be deposited or invested in the following securities:

1. United States Treasury Notes, Bills, Bonds, or any other obligation or security issued by the United States Treasury or any other obligation guaranteed as to principal and interest by the United States;

**FAIRLESS LOCAL SCHOOL DISTRICT
STARK COUNTY, OHIO**

NOTES TO THE BASIC FINANCIAL STATEMENTS
FOR THE FISCAL YEAR ENDED JUNE 30, 2021

NOTE 4 - DEPOSITS AND INVESTMENTS - (Continued)

2. Bonds, notes, debentures, or any other obligations or securities issued by any federal government agency or instrumentality, including, but not limited to, the Federal National Mortgage Association, Federal Home Loan Bank, Federal Farm Credit Bank, Federal Home Loan Mortgage Corporation, Government National Mortgage Association, and Student Loan Marketing Association. All federal agency securities shall be direct issuances of federal government agencies or instrumentalities;
3. Written repurchase agreements in the securities listed above provided that the fair value of the securities subject to the repurchase agreement must exceed the principal value of the agreement by at least two percent and be marked to market daily, and that the term of the agreement must not exceed thirty days;
4. Bonds and other obligations of the State of Ohio;
5. No-load money market mutual funds consisting exclusively of obligations described in items (1) and (2) above and repurchase agreements secured by such obligations, provided that investments in securities described in this division are made only through eligible institutions;
6. The State Treasurer's investment pool, the State Treasury Asset Reserve of Ohio (STAR Ohio);
7. Certain banker's acceptance and commercial paper notes for a period not to exceed one-hundred-eighty days and two-hundred-seventy days, respectively, from the purchase date in an amount not to exceed forty percent of the interim monies available for investment at any one time; and,
8. Under limited circumstances, corporate note debt interests rated in either of the two highest classifications by at least two nationally recognized rating agencies.

Protection of the District's deposits is provided by the Federal Deposit Insurance Corporation (FDIC), by eligible securities pledged by the financial institution as security for repayment, or by the financial institutions participation in the Ohio Pooled Collateral System, a collateral pool of eligible securities deposited with a qualified trustee and pledged to the Treasurer of State to secure the repayment of all public monies deposited in the financial institution.

Investments in stripped principal or interest obligations, reverse repurchase agreements and derivatives are prohibited. The issuance of taxable notes for the purpose of arbitrage, the use of leverage and short selling are also prohibited. An investment must mature within five years from the date of purchase unless matched to a specific obligation or debt of the District and must be purchased with the expectation that it will be held to maturity. Investments may only be made through specified dealers and institutions. Payment for investments may be made only upon delivery of the securities representing the investments to the Treasurer or, if the securities are not represented by a certificate, upon receipt of confirmation of transfer from the custodian.

A. Deposits with Financial Institutions

At June 30, 2021, the carrying amount of all District deposits was \$985,699. The bank balance of all District deposits was \$1,677,438 at June 30, 2021. Of the bank balance, \$250,000 was covered by the FDIC, \$713,719 was covered by the Ohio Pooled Collateral System, and \$713,719 was exposed to custodial credit risk discussed below because those deposits were uninsured and uncollateralized.

**FAIRLESS LOCAL SCHOOL DISTRICT
STARK COUNTY, OHIO**

NOTES TO THE BASIC FINANCIAL STATEMENTS
FOR THE FISCAL YEAR ENDED JUNE 30, 2021

NOTE 4 - DEPOSITS AND INVESTMENTS - (Continued)

Custodial credit risk is the risk that, in the event of bank failure, the District will not be able to recover deposits or collateral securities that are in the possession of an outside party. The District has no deposit policy for custodial credit risk beyond the requirements of State statute. Ohio law requires that deposits either be insured or protected by (1) eligible securities pledged to the District and deposited with a qualified trustee by the financial institution as security for repayment whose fair value at all times shall be at least 105 percent of the deposits being secured, or (2) participation in the Ohio Pooled Collateral System (OPCS), a collateral pool of eligible securities deposited with a qualified trustee and pledged to the Treasurer of State to secure the repayment of all public monies deposited in the financial institution. OPCS requires the total fair value of the securities pledged to be 102 percent of the deposits being secured or a rate set by the Treasurer of State. For fiscal year 2021, the District's financial institution was approved for a reduced collateral rate of 50 percent through the OPCS.

B. Investments

As of June 30, 2021, the District had the following investments and maturities:

Measurement/ Investment type	Measurement Value	Investment Maturities				
		6 months or less	7 to 12 months	13 to 18 months	19 to 24 months	Greater than 24 months
<i>Fair value:</i>						
US Treasury Notes	\$ 14,871,845	\$ 8,267,979	\$ 3,656,495	\$ 2,947,371	\$ -	\$ -
FFCB	8,914,735	2,000,680	3,288,513	3,625,542	-	-
FHLB	1,803,463	-	1,528,680	-	-	274,783
FNMA	2,048,123	2,048,123	-	-	-	-
FHLMC	799,648	-	-	799,648	-	-
Farmer Mac Notes	414,420	-	-	-	414,420	-
Negotiable CD's	5,557,126	1,187,214	724,363	960,227	617,368	2,067,954
<i>Amortized Cost:</i>						
Money Market	5,121,459	4,123,019	998,440	-	-	-
STAR Ohio	8,121,490	8,121,490	-	-	-	-
Total	\$ 47,652,309	\$ 25,748,505	\$ 10,196,491	\$ 8,332,788	\$ 1,031,788	\$ 2,342,737

The weighted average maturity of investments is 0.66 years.

The District's investments in federal agency securities and negotiable CD's are valued using quoted market prices that are not considered to be active, dealer quotations or alternative pricing sources for similar assets or liabilities for which all significant inputs are observable, either direct or indirectly (Level 2 inputs).

Interest Rate Risk: Interest rate risk arises because potential purchasers of debt securities will not agree to pay face value for those securities if interest rates subsequently increase. The Ohio Revised Code generally limits security purchases to those that mature within five years of the settlement date. The District's investment policy addresses interest rate risk by requiring the consideration of cash flow requirements and market conditions in determining the term of an investment and limiting investment portfolio maturities to five years or less.

Credit Risk: STAR Ohio carries a rating of AAAM by Standard & Poor's. Ohio law requires that STAR Ohio maintain the highest rating provided by at least one nationally recognized standard rating service. The federal agency securities were rated AA+ and Aaa by Standard and Poor's and Moody's Investor Services, respectively. The negotiable CD's and money market were not rated but are fully insured by the FDIC. The District's investment policy does not specifically address credit risk beyond requiring the District to only invest in securities authorized by State statute.

**FAIRLESS LOCAL SCHOOL DISTRICT
STARK COUNTY, OHIO**

NOTES TO THE BASIC FINANCIAL STATEMENTS
FOR THE FISCAL YEAR ENDED JUNE 30, 2021

NOTE 4 - DEPOSITS AND INVESTMENTS - (Continued)

Custodial Credit Risk: For an investment, custodial credit risk is the risk that, in the event of the failure of the counterparty, the District will not be able to recover the value of its investments or collateral securities that are in the possession of an outside party. The District has no investment policy dealing with investment custodial risk beyond the requirement in State statute that prohibits payment for investments prior to the delivery of the securities representing such investments to the Treasurer or qualified trustee.

Concentration of Credit Risk: The District's investment policy addresses concentration of credit risk by requiring investments to be diversified in order to reduce the risk of loss resulting from the over concentration of assets in a specific type of security, the erosion of fair value, or by default. However, the District's investment policy does not place any limit on the amount that may be invested in any one issuer.

<u>Measurement/ Investment type</u>	<u>Measurement Value</u>	<u>% of Total</u>
<i>Fair value:</i>		
US Treasury Notes	\$ 14,871,845	31.21
FFCB	8,914,735	18.71
FHLB	1,803,463	3.78
FNMA	2,048,123	4.30
FHLMC	799,648	1.68
Farmer Mac Notes	414,420	0.87
Negotiable CD's	5,557,126	11.66
<i>Amortized Cost:</i>		
Money Market	5,121,459	10.75
STAR Ohio	8,121,490	17.04
Total	<u>\$ 47,652,309</u>	<u>\$ 100.00</u>

C. Reconciliation of Cash and Investments to the Statement of Net Position

The following is a reconciliation of cash and investments as reported in the note above to cash and investments as reported on the statement of net position as of June 30, 2021:

<u>Cash and investments per note</u>	
Carrying amount of deposits	\$ 985,699
Investments	<u>47,652,309</u>
Total	<u>\$ 48,638,008</u>
 <u>Cash and investments per statement of net position</u>	
Governmental activities	<u>\$ 48,638,008</u>

NOTE 5 - PROPERTY TAXES

Property taxes are levied and assessed on a calendar year basis while the District fiscal year runs from July through June. First half tax collections are received by the District in the second half of the fiscal year. Second half tax distributions occur in the first half of the following fiscal year.

**FAIRLESS LOCAL SCHOOL DISTRICT
STARK COUNTY, OHIO**

NOTES TO THE BASIC FINANCIAL STATEMENTS
FOR THE FISCAL YEAR ENDED JUNE 30, 2021

NOTE 5 - PROPERTY TAXES - (Continued)

Property taxes include amounts levied against all real property and public utility property. Real property tax revenues received in calendar year 2021 represent the collection of calendar year 2020 taxes. Real property taxes received in calendar year 2021 were levied after April 1, 2020, on the assessed values as of January 1, 2020, the lien date. Assessed values for real property taxes are established by State statute at 35 percent of appraised fair value. Real property taxes are payable annually or semiannually. If paid annually, payment is due December 31; if paid semiannually, the first payment is due December 31, with the remainder payable by June 20. Under certain circumstances, State statute permits alternate payment dates to be established. Public utility property tax revenues received in calendar year 2021 represent the collection of calendar year 2020 taxes. Public utility real and personal property taxes received in calendar year 2021 became a lien on December 31, 2019, were levied after April 1, 2020, and are collected with real property taxes. Public utility real property is assessed at 35 percent of true value; public utility tangible personal property is currently assessed at varying percentages of true value.

The District receives property taxes from Stark County. The County Auditor periodically advances to the District its portion of the taxes collected. Second-half real property tax payments collected by the County by June 30, 2021, are available to finance fiscal year 2021 operations. The amount available as an advance at June 30, 2021 was \$220,173 in the general fund, \$21,998 in the debt service fund (a nonmajor governmental fund), \$3,330 in the classroom facilities maintenance fund (a nonmajor governmental fund) and \$25,380 in the permanent improvement fund. This amount is recorded as revenue. The amount available as an advance at June 30, 2020 was \$149,017 in the general fund, \$13,388 in the debt service fund (a nonmajor governmental fund), \$2,210 in the classroom facilities maintenance fund (a nonmajor governmental fund) and \$17,463 in the permanent improvement fund. The amount of second-half real property taxes available for advance at fiscal year-end can vary based on the date the tax bills are sent.

Accrued property taxes receivable includes real property, public utility property and delinquent tangible personal property taxes which are measurable as of June 30, 2021 and for which there is an enforceable legal claim. Although total property tax collections for the next fiscal year are measurable, only the amount of real property taxes available as an advance at June 30 was levied to finance current fiscal year operations and is reported as revenue at fiscal year-end. The portion of the receivable not levied to finance current fiscal year operations is offset by a credit to deferred inflows of resources.

On the accrual basis of accounting, collectible delinquent property taxes have been recorded as a receivable and revenue, while on a modified accrual basis of accounting the revenue has been reported as a deferred inflow of resources.

The assessed values upon which the fiscal year 2021 taxes were collected are:

	2020 Second Half Collections		2021 First Half Collections	
	<u>Amount</u>	<u>Percent</u>	<u>Amount</u>	<u>Percent</u>
Agricultural/residential and other real estate	\$ 226,120,690	62.43	\$ 226,965,550	64.20
Public utility personal	<u>136,065,250</u>	<u>37.57</u>	<u>126,577,850</u>	<u>35.80</u>
Total	<u>\$ 362,185,940</u>	<u>100.00</u>	<u>\$ 353,543,400</u>	<u>100.00</u>
Tax rate per \$1,000 of assessed valuation	\$45.10		\$45.80	

**FAIRLESS LOCAL SCHOOL DISTRICT
STARK COUNTY, OHIO**

NOTES TO THE BASIC FINANCIAL STATEMENTS
FOR THE FISCAL YEAR ENDED JUNE 30, 2021

NOTE 6 - RECEIVABLES

Receivables at June 30, 2021 consisted of taxes, accounts (billings for user charged services and student fees), accrued interest and intergovernmental grants and entitlements. All receivables are considered collectible in full due to the ability to foreclose for the nonpayment of taxes. A summary of the principal items of receivables reported on the statement of net position follows:

Governmental activities:

Taxes	\$ 12,466,628
Accounts	16,696
Accrued interest	160,253
Intergovernmental	<u>1,011,593</u>
Total	<u>\$ 13,655,170</u>

Receivables have been disaggregated on the face of the basic financial statements. All receivables are expected to be collected in the subsequent year.

NOTE 7 - CAPITAL ASSETS

Capital asset activity for the fiscal year ended June 30, 2021, was as follows:

	Balance <u>June 30, 2020</u>	<u>Additions</u>	<u>Disposals</u>	Balance <u>June 30, 2021</u>
<i>Capital assets, not being depreciated:</i>				
Land	\$ 165,570	\$ -	\$ -	\$ 165,570
Construction in progress	<u>451,323</u>	<u>3,087,028</u>	<u>-</u>	<u>3,538,351</u>
Total capital assets, not being depreciated	<u>616,893</u>	<u>3,087,028</u>	<u>-</u>	<u>3,703,921</u>
<i>Capital assets, being depreciated:</i>				
Land improvements	3,402,157	49,951	(172,398)	3,279,710
Building and improvements	28,962,819	-	-	28,962,819
Furniture and equipment	2,287,363	9,628	(57,695)	2,239,296
Vehicles	<u>1,894,830</u>	<u>-</u>	<u>-</u>	<u>1,894,830</u>
Total capital assets, being depreciated	<u>36,547,169</u>	<u>59,579</u>	<u>(230,093)</u>	<u>36,376,655</u>
<i>Less: accumulated depreciation:</i>				
Land improvements	(1,531,791)	(108,262)	46,695	(1,593,358)
Building and improvements	(8,654,500)	(550,938)	-	(9,205,438)
Furniture and equipment	(1,238,440)	(108,057)	57,695	(1,288,802)
Vehicles	<u>(782,691)</u>	<u>(105,254)</u>	<u>-</u>	<u>(887,945)</u>
Total accumulated depreciation	<u>(12,207,422)</u>	<u>(872,511)</u>	<u>104,390</u>	<u>(12,975,543)</u>
Governmental activities capital assets, net	<u>\$ 24,956,640</u>	<u>\$ 2,274,096</u>	<u>\$ (125,703)</u>	<u>\$ 27,105,033</u>

**FAIRLESS LOCAL SCHOOL DISTRICT
STARK COUNTY, OHIO**

NOTES TO THE BASIC FINANCIAL STATEMENTS
FOR THE FISCAL YEAR ENDED JUNE 30, 2021

NOTE 7 - CAPITAL ASSETS - (Continued)

Depreciation expense was charged to governmental functions as follows:

<u>Instruction:</u>	
Regular	\$ 523,725
Special	16,542
<u>Support services:</u>	
Pupil	2,796
Instructional staff	13,864
Administration	11,685
Fiscal	95
Operations and maintenance	136,707
Pupil transportation	100,433
Central	353
Extracurricular activities	9,457
Food service operations	<u>56,854</u>
Total depreciation expense	<u>\$ 872,511</u>

NOTE 8 - LONG-TERM OBLIGATIONS

During the fiscal year 2021, the following activity occurred in governmental activities long-term obligations.

	Balance <u>06/30/20</u>	<u>Additions</u>	<u>Reductions</u>	Balance <u>06/30/21</u>	Amounts Due in <u>One Year</u>
Governmental activities:					
Certificates of participation	\$ -	\$ 34,000,000	\$ (2,330,000)	\$ 31,670,000	\$ 640,000
2019 series refunding bonds:					
Current interest serial bonds	8,660,000	-	(515,000)	8,145,000	530,000
Net pension liability	16,447,807	2,296,580	-	18,744,387	-
Net OPEB liability/asset	1,832,540	-	(202,836)	1,629,704	-
Lease purchase obligation					
from direct borrowing	268,338	-	(86,182)	182,156	89,406
Compensated absences	<u>356,601</u>	<u>140,330</u>	<u>(120,074)</u>	<u>376,857</u>	<u>56,917</u>
Total governmental activities long term liabilities	<u>\$ 27,565,286</u>	<u>\$ 36,436,910</u>	<u>\$ (3,254,092)</u>	<u>\$ 60,748,104</u>	<u>\$ 1,316,323</u>
Add: unamortized premium				<u>3,733,730</u>	
Total on statement of net position				<u>\$ 64,481,834</u>	

Compensated Absences: Compensated absences will be paid from the fund from which the employee's salaries are paid, which consist of the general fund and the following nonmajor governmental funds: food service, Title I, and improving teacher quality.

Net Pension Liability: The District's net pension liability is described in Note 11. The District pays obligations related to employee compensation from the fund benefitting from their service.

**FAIRLESS LOCAL SCHOOL DISTRICT
STARK COUNTY, OHIO**

NOTES TO THE BASIC FINANCIAL STATEMENTS
FOR THE FISCAL YEAR ENDED JUNE 30, 2021

NOTE 8 - LONG-TERM OBLIGATIONS - (Continued)

Net OBEP Liability/Asset: The District's net OPEB liability is described in Note 12. The District pays obligations related to employee compensation from the fund benefitting from their service.

Lease Purchase Obligation: See Note 17 for details.

General Obligation Refunding Bonds - Series 2019 – On May 16, 2019, the District issued general obligation refunding bonds in the amount of \$9,205,000 (Series 2019 issue) for the purpose of advance refunding a portion of the Series 2012 general obligation refunding bonds. These bonds are general obligations of the District, for which its full faith and credit is pledged for repayment. This refunded debt is considered defeased (in-substance) and accordingly, has been removed from the statement of net position. The balance of the refunded general obligation bonds at June 30, 2021, is \$8,145,000.

The bonds bear an interest rate of between 2% and 4% and have a final maturity date of December 1, 2032. Interest payments are due on June 1 and December 1 of each year. On the fund financial statements, payments of principal and interest relating to these bonds are recorded as expenditures in the nonmajor debt service fund.

The reacquisition price exceeded the net carrying amount of the old debt by \$14,827. This amount is reported as a deferred outflow of resources and is amortized over the remaining life of the refunded debt, which is equal to the life of the new debt issued.

The following is a summary of the District's future debt service requirements to maturity for the series 2021 general obligation refunding bonds:

Fiscal Year Ending June 30,	Current Interest Serial Bonds - Refunding 2019		
	Principal	Interest	Total
2022	\$ 530,000	\$ 282,087	\$ 812,087
2023	555,000	268,588	823,588
2024	575,000	256,569	831,569
2025	580,000	238,500	818,500
2026	620,000	219,150	839,150
2027 - 2031	3,625,000	705,900	4,330,900
2032 - 2033	1,660,000	67,000	1,727,000
Total	<u>\$ 8,145,000</u>	<u>\$ 2,037,794</u>	<u>\$ 10,182,794</u>

**FAIRLESS LOCAL SCHOOL DISTRICT
STARK COUNTY, OHIO**

NOTES TO THE BASIC FINANCIAL STATEMENTS
FOR THE FISCAL YEAR ENDED JUNE 30, 2021

NOTE 8 - LONG-TERM OBLIGATIONS - (Continued)

Certificates of Participation – The series 2020 certificates of participation (COPs) were issued in fiscal year 2021 in the amount of \$34,000,000 for the purpose of constructing, improving, equipping and furnishing school facilities and improvements. The COPs bear interest rates ranging from 3.0% to 4.0% and the final stated maturity in December 1, 2049. Payments of principal and interest began in fiscal year 2021 and will be paid from the permanent improvement fund.

Fiscal Year Ending June 30,	<u>Certificates of Participation</u>		
	<u>Principal</u>	<u>Interest</u>	<u>Total</u>
2022	\$ 640,000	\$ 1,023,550	\$ 1,663,550
2023	665,000	997,450	1,662,450
2024	690,000	970,350	1,660,350
2025	720,000	942,150	1,662,150
2026	750,000	912,750	1,662,750
2027 - 2031	4,215,000	4,080,250	8,295,250
2032 - 2036	5,065,000	3,232,950	8,297,950
2037 - 2041	5,880,000	2,407,950	8,287,950
2042 - 2046	6,815,000	1,457,775	8,272,775
2047 - 2050	<u>6,230,000</u>	<u>380,550</u>	<u>6,610,550</u>
Total	<u>\$ 31,670,000</u>	<u>\$ 16,405,725</u>	<u>\$ 48,075,725</u>

At June 30, 2021, the District had \$33,664,227 in unspent debt proceeds.

Legal Debt Margin

The Ohio Revised Code provides that voted net general obligation debt of the District shall never exceed 9% of the total assessed valuation of the District. The code further provides that unvoted indebtedness shall not exceed 1/10 of 1% of the property valuation of the District. The code additionally states that unvoted indebtedness related to energy conservation debt shall not exceed 9/10 of 1% of the property valuation of the District. The assessed valuation used in determining the District’s legal debt margin has been modified by House Bill 530 which became effective March 30, 2006. In accordance with House Bill 530, the assessed valuation used in the District’s legal debt margin calculation excluded tangible personal property used in business, telephone or telegraph property, interexchange telecommunications company property, and personal property owned or leased by a railroad company and used in railroad operations. The effects of these debt limitations at June 30, 2021, are a voted debt margin of \$24,343,458 (including available funds of \$669,552) and an unvoted debt margin of \$353,543.

NOTE 9 - OTHER EMPLOYEE BENEFITS

A. Compensated Absences

The criteria for determining vacation, personal and sick leave benefits are derived from negotiated agreements and State laws. Classified employees earn ten to twenty days of vacation per fiscal year, depending upon length of service. Accumulated unused vacation time is paid to classified employees and administrators upon termination of employment. Teachers do not earn vacation time.

Teachers, administrators and classified employees earn sick leave at the rate of one and one-fourth days per month. Sick leave may be accumulated up to a maximum of 370 days for all personnel.

Upon retirement, payment is made for one-fourth of accrued but unused sick leave credit, up to a maximum of 80 days for all employees.

**FAIRLESS LOCAL SCHOOL DISTRICT
STARK COUNTY, OHIO**

NOTES TO THE BASIC FINANCIAL STATEMENTS
FOR THE FISCAL YEAR ENDED JUNE 30, 2021

NOTE 9 - OTHER EMPLOYEE BENEFITS - (Continued)

B. Insurance Benefits

The District provides life insurance and accidental death and dismemberment insurance to all of its employees through the Consumer's Life Insurance Company in the amount of \$65,000 for each employee.

Bargaining unit members may purchase additional term life insurance at the group rate, in \$5,000 increments, up to a maximum of \$60,000 coverage in addition to Board paid coverage. The value of this coverage reduces by 50% at the age of 65.

NOTE 10 - RISK MANAGEMENT

A. Comprehensive

The District is exposed to various risks of loss related to torts; theft of, damage to, and destruction of assets; errors and omissions, injuries to employees and natural disasters. During fiscal year 2021, the District has contracted with Ohio Casualty Insurance Company for various types of insurance as follows:

<u>Company</u>	<u>Type of Coverage</u>	<u>Amount of Coverage</u>
Liberty Mutual Insurance	Buildings and Contents	
	Replacement Cost	\$57,686,004
	Inland Marine Coverage	791,880
	Automobile Liability	1,000,000
	Employers Liability	
	Each Accident	1,000,000
	Aggregate Limit	2,000,000
	School Leaders Errors and Omissions Liability	
	Each Wrongful Act	1,000,000
	Aggregate	1,000,000
	Umbrella Policy	10,000,000
	Sexual Misconduct and Molestation Liability	
	Each Loss Limit	1,000,000
	Aggregate Limit	1,000,000
	Law Enforcement Professional Liability	
	Each Wrongful Act	1,000,000
	Aggregate Limit	1,000,000
	General Liability	
	Each Occurrence	1,000,000
	General Aggregate	2,000,000
Employee Benefits Liability		
Each Employee	1,000,000	
Aggregate	3,000,000	

Settled claims have not exceeded this commercial coverage in any of the past three years. There has been no significant reduction in coverage from the prior year.

**FAIRLESS LOCAL SCHOOL DISTRICT
STARK COUNTY, OHIO**

NOTES TO THE BASIC FINANCIAL STATEMENTS
FOR THE FISCAL YEAR ENDED JUNE 30, 2021

NOTE 10 - RISK MANAGEMENT – (Continued)

B. Group Health and Dental Insurance

The District participates in Stark County School Council of Governments Health Benefit Plan, a shared risk pool (Note 2.A.) to provide employee medical/surgical benefits. Rates are set through an annual calculation process. The District pays a monthly contribution which is placed in a common fund from which claim payments are made for all participating districts. The District's Board of Education pays 80% of medical and 100% of dental monthly premiums.

Claims are paid for all participants regardless of claims flow. Upon termination, all district claims would be paid without regard to the District's account balance or the Directors have the right to hold monies for an exiting school district subsequent to the settlement of all expenses and claims.

C. Workers' Compensation

The Fairless Local School District participates in a workers compensation program jointly sponsored by the Ohio Association of School Business Officials (OASBO) and the Ohio School Board Association (OSBA), known as SchoolComp. CompManagement, Inc. (CMI) is the program's third party administrator. SchoolComp serves to group its members' risks for the purpose of obtaining a favorable experience rating to determine its premium liability to the Ohio Bureau of Workers' Compensation (OBWC) and the Ohio Workers' Compensation Fund. This may be accomplished through participation in a group rating program or through group retrospective rating. The Fairless Local School District has chosen to participate in the group retrospective rating program for 2021. Participation in SchoolComp is restricted to members who meet enrollment criteria and are jointly in good standing with OASBO and OSBA. OASBO and OSBA are certified sponsors recognized by OBWC.

NOTE 11 - DEFINED BENEFIT PENSION PLANS

The Statewide retirement systems provide both pension benefits and other postemployment benefits (OPEB).

Net Pension Liability/Net OPEB Liability/Asset

Pensions and OPEB are a component of exchange transactions—between an employer and its employees—of salaries and benefits for employee services. Pensions/OPEB are provided to an employee—on a deferred-payment basis—as part of the total compensation package offered by an employer for employee services each financial period.

The net pension/OPEB liability (asset) represent the District's proportionate share of each pension/OPEB plan's collective actuarial present value of projected benefit payments attributable to past periods of service, net of each pension/OPEB plan's fiduciary net position. The net pension/OPEB liability (asset) calculation is dependent on critical long-term variables, including estimated average life expectancies, earnings on investments, cost of living adjustments and others. While these estimates use the best information available, unknowable future events require adjusting these estimates annually.

Ohio Revised Code limits the District's obligation for this liability to annually required payments. The District cannot control benefit terms or the manner in which pensions/OPEB are financed; however, the District does receive the benefit of employees' services in exchange for compensation including pension and OPEB.

**FAIRLESS LOCAL SCHOOL DISTRICT
STARK COUNTY, OHIO**

NOTES TO THE BASIC FINANCIAL STATEMENTS
FOR THE FISCAL YEAR ENDED JUNE 30, 2021

NOTE 11 - DEFINED BENEFIT PENSION PLANS - (Continued)

GASB 68/75 assumes the liability is solely the obligation of the employer, because (1) they benefit from employee services; and (2) State statute requires funding to come from these employers. All pension contributions to date have come solely from these employers (which also includes pension costs paid in the form of withholdings from employees). The retirement systems may allocate a portion of the employer contributions to provide for these OPEB benefits. In addition, health care plan enrollees pay a portion of the health care costs in the form of a monthly premium. State statute requires the retirement systems to amortize unfunded pension liabilities within 30 years. If the pension amortization period exceeds 30 years, each retirement system’s board must propose corrective action to the State legislature. Any resulting legislative change to benefits or funding could significantly affect the net pension/OPEB liability (asset). Resulting adjustments to the net pension/OPEB liability (asset) would be effective when the changes are legally enforceable. The Ohio revised Code permits, but does not require the retirement systems to provide healthcare to eligible benefit recipients.

The remainder of this note includes the required pension disclosures. See Note 12 for the required OPEB disclosures.

The proportionate share of each plan’s unfunded benefits is presented as a long-term *net pension/OPEB liability (asset)* on the accrual basis of accounting. Any liability for the contractually-required pension contribution outstanding at the end of the year is included in pension and postemployment benefits payable on both the accrual and modified accrual bases of accounting.

Plan Description - School Employees Retirement System (SERS)

Plan Description - The District non-teaching employees participate in SERS, a cost-sharing multiple-employer defined benefit pension plan administered by SERS. SERS provides retirement, disability and survivor benefits, annual cost-of-living adjustments, and death benefits to plan members and beneficiaries. Authority to establish and amend benefits is provided by Ohio Revised Code Chapter 3309. SERS issues a publicly available, stand-alone financial report that includes financial statements, required supplementary information and detailed information about SERS’ fiduciary net position. That report can be obtained by visiting the SERS website at www.ohsers.org under Employers/Audit Resources.

Age and service requirements for retirement are as follows:

	Eligible to Retire on or before August 1, 2017 *	Eligible to Retire after August 1, 2017
Full benefits	Age 65 with 5 years of services credit; or Any age with 30 years of service credit	Age 67 with 10 years of service credit; or Age 57 with 30 years of service credit
Actuarially reduced benefits	Age 60 with 5 years of service credit; or Age 55 with 25 years of service credit	Age 62 with 10 years of service credit; or Age 60 with 25 years of service credit

* Members with 25 years of service credit as of August 1, 2017 will be included in this plan.

Annual retirement benefits are calculated based on final average salary multiplied by a percentage that varies based on years of service; 2.2% for the first thirty years of service and 2.5% for years of service credit over 30. Final average salary is the average of the highest three years of salary.

Effective January 1, 2018, SERS cost-of-living adjustment (COLA) changed from a fixed 3% annual increase to one based on the Consumer Price Index (CPI-W) with a cap of 2.5% and a floor of 0%. SERS also has the authority to award or suspend the COLA, or to adjust the COLA above or below CPI-W. SERS suspended the COLA increases for 2018, 2019 and 2020 for current retirees, and confirmed their intent to implement a four-year waiting period for the start of a COLA for future retirees. For 2021, the COLA was 0.5%.

**FAIRLESS LOCAL SCHOOL DISTRICT
STARK COUNTY, OHIO**

NOTES TO THE BASIC FINANCIAL STATEMENTS
FOR THE FISCAL YEAR ENDED JUNE 30, 2021

NOTE 11 - DEFINED BENEFIT PENSION PLANS - (Continued)

Funding Policy - Plan members are required to contribute 10% of their annual covered salary and the District is required to contribute 14% of annual covered payroll. The contribution requirements of plan members and employers are established and may be amended by the SERS' Retirement Board up to statutory maximum amounts of 10% for plan members and 14% for employers. The Retirement Board, acting with the advice of the actuary, allocates the employer contribution rate among four of the System's funds (Pension Trust Fund, Death Benefit Fund, Medicare B Fund, and Health Care Fund). For the fiscal year ended June 30, 2021, the allocation to pension, death benefits, and Medicare B was 14.0%.

The District's contractually required contribution to SERS was \$375,490 for fiscal year 2021. Of this amount, \$35,612 is reported as pension and postemployment benefits payable.

Plan Description - State Teachers Retirement System (STRS)

Plan Description - Licensed teachers participate in STRS, a cost-sharing multiple-employer public employee retirement system administered by STRS. STRS provides retirement and disability benefits to members and death and survivor benefits to beneficiaries. STRS issues a stand-alone financial report that includes financial statements, required supplementary information and detailed information about STRS' fiduciary net position. That report can be obtained by writing to STRS, 275 E. Broad St., Columbus, OH 43215-3771, by calling (888) 227-7877, or by visiting the STRS website at www.strsoh.org.

New members have a choice of three retirement plans: a Defined Benefit (DB) Plan, a Defined Contribution (DC) Plan and a Combined (CO) Plan. Benefits are established by Ohio Revised Code Chapter 3307. The DB Plan offers an annual retirement allowance based on final average salary multiplied by a percentage that varies based on years of service. Effective August 1, 2015, the calculation will be 2.2% of final average salary for the five highest years of earnings multiplied by all years of service. Effective July 1, 2017, the cost-of-living adjustment was reduced to zero. Members are eligible to retire at age 60 with five years of qualifying service credit, or age 55 with 28 years of service, or 33 years of service regardless of age. Eligibility changes will be phased in until August 1, 2026, when retirement eligibility for unreduced benefits will be five years of service credit and age 65, or 35 years of service credit and at least age 60.

The DC Plan allows members to place all of their member contributions and 9.53% of the 14% employer contributions into an investment account. Investment allocation decisions are determined by the member. The remaining 4.47% of the 14% employer rate is allocated to the defined benefit unfunded liability. A member is eligible to receive a retirement benefit at age 50 and termination of employment. The member may elect to receive a lifetime monthly annuity or a lump sum withdrawal.

The Combined Plan offers features of both the DB Plan and the DC Plan. In the Combined Plan, 12% of the 14% member rate goes to the DC Plan and the remaining 2% is applied to the DB Plan. Member contributions to the DC Plan are allocated among investment choices by the member, and contributions to the DB Plan from the employer and the member are used to fund the defined benefit payment at a reduced level from the regular DB Plan. The defined benefit portion of the Combined Plan payment is payable to a member on or after age 60 with five years of service. The defined contribution portion of the account may be taken as a lump sum payment or converted to a lifetime monthly annuity after termination of employment at age 50 and after termination of employment.

New members who choose the DC Plan or Combined Plan will have another opportunity to reselect a permanent plan during their fifth year of membership. Members may remain in the same plan or transfer to another STRS plan. The optional annuitization of a member's defined contribution account or the defined contribution portion of a member's Combined Plan account to a lifetime benefit results in STRS bearing the risk of investment gain or loss on the account. STRS has therefore included all three plan options as one defined benefit plan for GASB 68 reporting purposes.

**FAIRLESS LOCAL SCHOOL DISTRICT
STARK COUNTY, OHIO**

NOTES TO THE BASIC FINANCIAL STATEMENTS
FOR THE FISCAL YEAR ENDED JUNE 30, 2021

NOTE 11 - DEFINED BENEFIT PENSION PLANS - (Continued)

A DB or Combined Plan member with five or more years of credited service who is determined to be disabled may qualify for a disability benefit. Eligible survivors of members who die before service retirement may qualify for monthly benefits. New members on or after July 1, 2013, must have at least ten years of qualifying service credit to apply for disability benefits. Members in the DC Plan who become disabled are entitled only to their account balance. If a member of the DC Plan dies before retirement benefits begin, the member's designated beneficiary is entitled to receive the member's account balance.

Funding Policy - Employer and member contribution rates are established by the State Teachers Retirement Board and limited by Chapter 3307 of the Ohio Revised Code. For fiscal year 2021, plan members were required to contribute 14% of their annual covered salary. The District was required to contribute 14%; the entire 14% was the portion used to fund pension obligations. The fiscal year 2021 contribution rates were equal to the statutory maximum rates.

The District's contractually required contribution to STRS was \$1,047,738 for fiscal year 2021. Of this amount, \$187,482 is reported as pension and postemployment benefits payable.

Pension Liabilities, Pension Expense, and Deferred Outflows of Resources and Deferred Inflows of Resources Related to Pensions

The net pension liability was measured as of June 30, 2020, and the total pension liability used to calculate the net pension liability was determined by an actuarial valuation as of that date. The District's proportion of the net pension liability was based on the District's share of contributions to the pension plan relative to the projected contributions of all participating entities.

Following is information related to the proportionate share and pension expense:

	SERS	STRS	Total
Proportion of the net pension liability prior measurement date	0.07124190%	0.05510111%	
Proportion of the net pension liability current measurement date	<u>0.07246050%</u>	<u>0.05766012%</u>	
Change in proportionate share	<u>0.00121860%</u>	<u>0.00255901%</u>	
Proportionate share of the net pension liability	\$ 4,792,690	\$ 13,951,697	\$ 18,744,387
Pension expense	\$ 482,937	\$ 1,777,200	\$ 2,260,137

**FAIRLESS LOCAL SCHOOL DISTRICT
STARK COUNTY, OHIO**

NOTES TO THE BASIC FINANCIAL STATEMENTS
FOR THE FISCAL YEAR ENDED JUNE 30, 2021

NOTE 11 - DEFINED BENEFIT PENSION PLANS - (Continued)

At June 30, 2021, the District reported deferred outflows of resources and deferred inflows of resources related to pensions from the following sources:

	<u>SERS</u>	<u>STRS</u>	<u>Total</u>
Deferred outflows of resources			
Differences between expected and actual experience	\$ 9,310	\$ 31,307	\$ 40,617
Net difference between projected and actual earnings on pension plan investments	304,237	678,476	982,713
Changes of assumptions	-	748,935	748,935
Difference between employer contributions and proportionate share of contributions/ change in proportionate share	36,183	483,430	519,613
Contributions subsequent to the measurement date	<u>375,490</u>	<u>1,047,738</u>	<u>1,423,228</u>
Total deferred outflows of resources	<u>\$ 725,220</u>	<u>\$ 2,989,886</u>	<u>\$ 3,715,106</u>

	<u>SERS</u>	<u>STRS</u>	<u>Total</u>
Deferred inflows of resources			
Differences between expected and actual experience	\$ -	\$ 89,210	\$ 89,210
Difference between employer contributions and proportionate share of contributions/ change in proportionate share	<u>3,813</u>	<u>19,629</u>	<u>23,442</u>
Total deferred inflows of resources	<u>\$ 3,813</u>	<u>\$ 108,839</u>	<u>\$ 112,652</u>

\$1,423,228 reported as deferred outflows of resources related to pension resulting from District contributions subsequent to the measurement date will be recognized as a reduction of the net pension liability in the fiscal year ending June 30, 2022.

Other amounts reported as deferred outflows of resources and deferred inflows of resources related to pension will be recognized in pension expense as follows:

	<u>SERS</u>	<u>STRS</u>	<u>Total</u>
Fiscal Year Ending June 30:			
2022	\$ 18,620	\$ 598,080	\$ 616,700
2023	105,234	325,585	430,819
2024	126,812	499,872	626,684
2025	<u>95,251</u>	<u>409,772</u>	<u>505,023</u>
Total	<u>\$ 345,917</u>	<u>\$ 1,833,309</u>	<u>\$ 2,179,226</u>

**FAIRLESS LOCAL SCHOOL DISTRICT
STARK COUNTY, OHIO**

NOTES TO THE BASIC FINANCIAL STATEMENTS
FOR THE FISCAL YEAR ENDED JUNE 30, 2021

NOTE 11 - DEFINED BENEFIT PENSION PLANS - (Continued)

Actuarial Assumptions - SERS

SERS' total pension liability was determined by their actuaries in accordance with GASB Statement No. 67, as part of their annual actuarial valuation for each defined benefit retirement plan. Actuarial valuations of an ongoing plan involve estimates of the value of reported amounts (e.g., salaries, credited service) and assumptions about the probability of occurrence of events far into the future (e.g., mortality, disabilities, retirements, employment termination). Actuarially determined amounts are subject to continual review and potential modifications, as actual results are compared with past expectations and new estimates are made about the future.

Projections of benefits for financial reporting purposes are based on the substantive plan (the plan as understood by the employers and plan members) and include the types of benefits provided at the time of each valuation and the historical pattern of sharing benefit costs between the employers and plan members to that point. The projection of benefits for financial reporting purposes does not explicitly incorporate the potential effects of legal or contractual funding limitations.

Actuarial calculations reflect a long-term perspective. For a newly hired employee, actuarial calculations will take into account the employee's entire career with the employer and also take into consideration the benefits, if any, paid to the employee after termination of employment until the death of the employee and any applicable contingent annuitant. In many cases actuarial calculations reflect several decades of service with the employer and the payment of benefits after termination.

Key methods and assumptions used in calculating the total pension liability in the latest actuarial valuation, prepared as of June 30, 2020, are presented below:

Wage inflation	3.00%
Future salary increases, including inflation	3.50% to 18.20%
COLA or ad hoc COLA	2.50%
Investment rate of return	7.50% net of investment expense, including inflation
Actuarial cost method	Entry age normal (level percent of payroll)

For 2020, the mortality rates were based on the RP-2014 Blue Collar Mortality Table with fully generational projection and a five-year age set-back for both males and females. Mortality among service retired members, and beneficiaries were based upon the RP-2014 Blue Collar Mortality Table with fully generational projection with Scale BB, 120% of male rates, and 110% of female rates. Mortality among disabled members was based upon the RP-2000 Disabled Mortality Table, 90% for male rates and 100% for female rates, set back five years is used for the period after disability retirement.

The most recent experience study was completed for the five year period ended June 30, 2015.

The long-term return expectation for the Pension Plan Investments has been determined using a building-block approach and assumes a time horizon, as defined in SERS' *Statement of Investment Policy*. A forecasted rate of inflation serves as the baseline for the return expectation. Various real return premiums over the baseline inflation rate have been established for each asset class. The long-term expected nominal rate of return has been determined by calculating a weighted average of the expected real return premiums for each asset class, adding the projected inflation rate, and adding the expected return from rebalancing uncorrelated asset classes.

**FAIRLESS LOCAL SCHOOL DISTRICT
STARK COUNTY, OHIO**

NOTES TO THE BASIC FINANCIAL STATEMENTS
FOR THE FISCAL YEAR ENDED JUNE 30, 2021

NOTE 11 - DEFINED BENEFIT PENSION PLANS - (Continued)

The target allocation and best estimates of arithmetic real rates of return for each major asset class are summarized in the following table:

Asset Class	Target Allocation	Long-Term Expected Real Rate of Return
Cash	2.00 %	1.85 %
US Equity	22.50	5.75
International Equity	22.50	6.50
Fixed Income	19.00	2.85
Private Equity	12.00	7.60
Real Assets	17.00	6.60
Multi-Asset Strategies	5.00	6.65
Total	<u>100.00 %</u>	

Discount Rate - The total pension liability was calculated using the discount rate of 7.50%. The projection of cash flows used to determine the discount rate assumed the contributions from employers and from the members would be computed based on contribution requirements as stipulated by State statute. Projected inflows from investment earnings were calculated using the long-term assumed investment rate of return (7.50%). Based on those assumptions, the plan's fiduciary net position was projected to be available to make all future benefit payments of current plan members. Therefore, the long-term expected rate of return on pension plan investments was applied to all periods of projected benefits to determine the total pension liability.

Sensitivity of the District's Proportionate Share of the Net Pension Liability to Changes in the Discount Rate - Net pension liability is sensitive to changes in the discount rate, and to illustrate the potential impact the following table presents the net pension liability calculated using the discount rate of 7.50%, as well as what each plan's net pension liability would be if it were calculated using a discount rate that is one percentage point lower (6.50%), or one percentage point higher (8.50%) than the current rate.

	1% Decrease	Current Discount Rate	1% Increase
District's proportionate share of the net pension liability	\$ 6,565,400	\$ 4,792,690	\$ 3,305,353

Actuarial Assumptions - STRS

Key methods and assumptions used in the latest actuarial valuation, reflecting experience study results used in the July 1, 2020, actuarial valuation are presented below:

	July 1, 2020
Inflation	2.50%
Projected salary increases	12.50% at age 20 to 2.50% at age 65
Investment rate of return	7.45%, net of investment expenses, including inflation
Payroll increases	3.00%
Cost-of-living adjustments (COLA)	0.00%

**FAIRLESS LOCAL SCHOOL DISTRICT
STARK COUNTY, OHIO**

NOTES TO THE BASIC FINANCIAL STATEMENTS
FOR THE FISCAL YEAR ENDED JUNE 30, 2021

NOTE 11 - DEFINED BENEFIT PENSION PLANS - (Continued)

For the July 1, 2020, actuarial valuation, post-retirement mortality rates for healthy retirees are based on the RP-2014 Annuitant Mortality Table with 50% of rates through age 69, 70% of rates between ages 70 and 79, 90% of rates between ages 80 and 84, and 100% of rates thereafter, projected forward generationally using mortality improvement scale MP-2016. Post-retirement disabled mortality rates are based on the RP-2014 Disabled Mortality Table with 90% of rates for males and 100% of rates for females, projected forward generationally using mortality improvement scale MP-2016. Pre-retirement mortality rates are based on RP-2014 Employee Mortality Table, projected forward generationally using mortality improvement scale MP-2016.

Actuarial assumptions used in the July 1, 2020 valuation are based on the results of an actuarial experience study for the period July 1, 2011 through June 30, 2016.

STRS Ohio's investment consultant develops an estimate range for the investment return assumption based on the target allocation adopted by the Retirement Board. The target allocation and long-term expected rate of return for each major asset class are summarized as follows:

Asset Class	Target Allocation	Long-Term Expected Real Rate of Return *
Domestic Equity	28.00 %	7.35 %
International Equity	23.00	7.55
Alternatives	17.00	7.09
Fixed Income	21.00	3.00
Real Estate	10.00	6.00
Liquidity Reserves	1.00	2.25
Total	<u>100.00 %</u>	

**10-Year geometric nominal returns, which include the real rate of return and inflation of 2.25% and does not include investment expenses. Over a 30-year period, STRS' investment consultant indicates that the above target allocations should generate a return above the actuarial rate of return, without net value added by management.

Discount Rate - The discount rate used to measure the total pension liability was 7.45% as of June 30, 2020. The projection of cash flows used to determine the discount rate assumes member and employer contributions will be made at the statutory contribution rates in accordance with rate increases described above. For this purpose, only employer contributions that are intended to fund benefits of current plan members and their beneficiaries are included. Projected employer contributions that are intended to fund the service costs of future plan members and their beneficiaries, as well as projected contributions from future plan members, are not included. Based on those assumptions, STRS' fiduciary net position was projected to be available to make all projected future benefit payments to current plan members as of June 30, 2020. Therefore, the long-term expected rate of return on pension plan investments of 7.45% was applied to all periods of projected benefit payment to determine the total pension liability as of June 30, 2020.

Sensitivity of the District's Proportionate Share of the Net Pension Liability to Changes in the Discount Rate - The following table presents the District's proportionate share of the net pension liability calculated using the current period discount rate assumption of 7.45%, as well as what the District's proportionate share of the net pension liability would be if it were calculated using a discount rate that is one-percentage-point lower (6.45%) or one-percentage-point higher (8.45%) than the current rate:

	1% Decrease	Current Discount Rate	1% Increase
District's proportionate share of the net pension liability	\$ 19,864,788	\$ 13,951,697	\$ 8,940,845

**FAIRLESS LOCAL SCHOOL DISTRICT
STARK COUNTY, OHIO**

NOTES TO THE BASIC FINANCIAL STATEMENTS
FOR THE FISCAL YEAR ENDED JUNE 30, 2021

NOTE 12 - DEFINED BENEFIT OPEB PLANS

Net OPEB Liability/Asset

See Note 11 for a description of the net OPEB liability (asset).

Plan Description - School Employees Retirement System (SERS)

Health Care Plan Description - The District contributes to the SERS Health Care Fund, administered by SERS for non-certificated retirees and their beneficiaries. For GASB 75 purposes, this plan is considered a cost-sharing other postemployment benefit (OPEB) plan. SERS' Health Care Plan provides healthcare benefits to eligible individuals receiving retirement, disability, and survivor benefits, and to their eligible dependents. Members who retire after June 1, 1986, need 10 years of service credit, exclusive of most types of purchased credit, to qualify to participate in SERS' health care coverage. In addition to age and service retirees, disability benefit recipients and beneficiaries who are receiving monthly benefits due to the death of a member or retiree, are eligible for SERS' health care coverage. Most retirees and dependents choosing SERS' health care coverage are over the age of 65 and therefore enrolled in a fully insured Medicare Advantage plan; however, SERS maintains a traditional, self-insured preferred provider organization for its non-Medicare retiree population. For both groups, SERS offers a self-insured prescription drug program. Health care is a benefit that is permitted, not mandated, by statute. The financial report of the Plan is included in the SERS Comprehensive Annual Financial Report which can be obtained on SERS' website at www.ohsers.org under Employers/Audit Resources.

Access to health care for retirees and beneficiaries is permitted in accordance with Section 3309 of the Ohio Revised Code. The Health Care Fund was established and is administered in accordance with Internal Revenue Code Section 105(e). SERS' Retirement Board reserves the right to change or discontinue any health plan or program. Active employee members do not contribute to the Health Care Plan. The SERS Retirement Board established the rules for the premiums paid by the retirees for health care coverage for themselves and their dependents or for their surviving beneficiaries. Premiums vary depending on the plan selected, qualified years of service, Medicare eligibility, and retirement status.

Funding Policy - State statute permits SERS to fund the health care benefits through employer contributions. Each year, after the allocation for statutorily required pensions and benefits, the Retirement Board may allocate the remainder of the employer contribution of 14% of covered payroll to the Health Care Fund in accordance with the funding policy. For the fiscal year ended June 30, 2021, SERS did not allocate any employer contributions to post-employment health care. An additional health care surcharge on employers is collected for employees earning less than an actuarially determined minimum compensation amount, pro-rated if less than a full year of service credit was earned. For fiscal year 2021, this amount was \$23,000. Statutes provide that no employer shall pay a health care surcharge greater than 2% of that employer's SERS-covered payroll; nor may SERS collect in aggregate more than 1.5% of the total statewide SERS-covered payroll for the health care surcharge. For fiscal year 2021, the District's surcharge obligation was \$49,796.

The surcharge added to the allocated portion of the 14% employer contribution rate is the total amount assigned to the Health Care Fund. The District's contractually required contribution to SERS was \$49,796 for fiscal year 2021. Of this amount, \$49,796 is reported as pension and postemployment benefits payable.

Plan Description - State Teachers Retirement System (STRS)

Plan Description – The State Teachers Retirement System of Ohio (STRS) administers a cost-sharing Health Plan administered for eligible retirees who participated in the defined benefit or combined pension plans offered by STRS. Ohio law authorizes STRS to offer this plan. Benefits include hospitalization, physicians' fees, prescription drugs and partial reimbursement of monthly Medicare Part B premiums. The Medicare Part B monthly reimbursement elimination date was postponed indefinitely. The Plan is included in the report of STRS which can be obtained by visiting www.strsoh.org or by calling (888) 227-7877.

**FAIRLESS LOCAL SCHOOL DISTRICT
STARK COUNTY, OHIO**

NOTES TO THE BASIC FINANCIAL STATEMENTS
FOR THE FISCAL YEAR ENDED JUNE 30, 2021

NOTE 12 - DEFINED BENEFIT OPEB PLANS - (Continued)

Funding Policy – Ohio Revised Code Chapter 3307 authorizes STRS to offer the Plan and gives the Retirement Board discretionary authority over how much, if any, of the health care costs will be absorbed by STRS. Active employee members do not contribute to the Health Care Plan. Nearly all health care plan enrollees, for the most recent year, pay a portion of the health care costs in the form of a monthly premium. Under Ohio law, funding for post-employment health care may be deducted from employer contributions, currently 14% of covered payroll. For the fiscal year ended June 30, 2021, STRS did not allocate any employer contributions to post-employment health care.

OPEB Liabilities/Assets, OPEB Expense, and Deferred Outflows of Resources and Deferred Inflows of Resources Related to OPEB

The net OPEB liability/asset was measured as of June 30, 2020, and the total OPEB liability/asset used to calculate the net OPEB liability/asset was determined by an actuarial valuation as of that date. The District's proportion of the net OPEB liability/asset was based on the District's share of contributions to the respective retirement systems relative to the contributions of all participating entities.

Following is information related to the proportionate share and OPEB expense:

	<u>SERS</u>	<u>STRS</u>	<u>Total</u>
Proportion of the net OPEB liability/asset prior measurement date	0.07287050%	0.05510111%	
Proportion of the net OPEB liability/asset current measurement date	<u>0.07498660%</u>	<u>0.05766012%</u>	
Change in proportionate share	<u>0.00211610%</u>	<u>0.00255901%</u>	
Proportionate share of the net OPEB liability	\$ 1,629,704	\$ -	\$ 1,629,704
Proportionate share of the net OPEB asset	\$ -	\$ (1,013,376)	\$ (1,013,376)
OPEB expense	\$ (22,528)	\$ (55,728)	\$ (78,256)

At June 30, 2021, the District reported deferred outflows of resources and deferred inflows of resources related to OPEB from the following sources:

	<u>SERS</u>	<u>STRS</u>	<u>Total</u>
Deferred outflows of resources			
Differences between expected and actual experience	\$ 21,404	\$ 64,934	\$ 86,338
Net difference between projected and actual earnings on OPEB plan investments	18,365	35,516	53,881
Changes of assumptions	277,807	16,727	294,534
Difference between employer contributions and proportionate share of contributions/ change in proportionate share	43,174	19,871	63,045
Contributions subsequent to the measurement date	<u>49,796</u>	<u>-</u>	<u>49,796</u>
Total deferred outflows of resources	<u>\$ 410,546</u>	<u>\$ 137,048</u>	<u>\$ 547,594</u>

**FAIRLESS LOCAL SCHOOL DISTRICT
STARK COUNTY, OHIO**

NOTES TO THE BASIC FINANCIAL STATEMENTS
FOR THE FISCAL YEAR ENDED JUNE 30, 2021

NOTE 12 - DEFINED BENEFIT OPEB PLANS - (Continued)

	<u>SERS</u>	<u>STRS</u>	<u>Total</u>
Deferred inflows of resources			
Differences between expected and actual experience	\$ 828,818	\$ 201,851	\$ 1,030,669
Changes of assumptions	41,047	962,538	1,003,585
Difference between employer contributions and proportionate share of contributions/ change in proportionate share	<u>122,190</u>	<u>5,219</u>	<u>127,409</u>
Total deferred inflows of resources	<u>\$ 992,055</u>	<u>\$ 1,169,608</u>	<u>\$ 2,161,663</u>

\$49,796 reported as deferred outflows of resources related to OPEB resulting from District contributions subsequent to the measurement date will be recognized as a reduction of the net OPEB liability/asset in the fiscal year ending June 30, 2022.

Other amounts reported as deferred outflows of resources and deferred inflows of resources related to OPEB will be recognized in OPEB expense as follows:

	<u>SERS</u>	<u>STRS</u>	<u>Total</u>
Fiscal Year Ending June 30:			
2022	\$ (139,167)	\$ (257,156)	\$ (396,323)
2023	(137,840)	(233,118)	(370,958)
2024	(138,056)	(224,685)	(362,741)
2025	(115,147)	(224,087)	(339,234)
2026	(75,465)	(45,141)	(120,606)
Thereafter	<u>(25,630)</u>	<u>(48,373)</u>	<u>(74,003)</u>
Total	<u>\$ (631,305)</u>	<u>\$ (1,032,560)</u>	<u>\$ (1,663,865)</u>

Actuarial Assumptions - SERS

The total OPEB liability is determined by SERS' actuaries in accordance with GASB Statement No. 74, as part of their annual actuarial valuation for each retirement plan. Actuarial valuations of an ongoing plan involve estimates of the value of reported amounts (e.g., salaries, credited service) and assumptions about the probability of occurrence of events far into the future (e.g., mortality, disabilities, retirements, employment terminations). Actuarially determined amounts are subject to continual review and potential modifications, as actual results are compared with past expectations and new estimates are made about the future.

Projections of benefits for financial reporting purposes are based on the substantive plan (the plan as understood by the employers and plan members) and include the types of benefits provided at the time of each valuation and the historical pattern of sharing benefit costs between the employers and plan members to that point. The projection of benefits for financial reporting purposes does not explicitly incorporate the potential effects of legal or contractual funding limitations.

Actuarial calculations reflect a long-term perspective. For a newly hired employee, actuarial calculations will take into account the employee's entire career with the employer and also take into consideration the benefits, if any, paid to the employee after termination of employment until the death of the employee and any applicable contingent annuitant. In many cases, actuarial calculations reflect several decades of service with the employer and the payment of benefits after termination.

**FAIRLESS LOCAL SCHOOL DISTRICT
STARK COUNTY, OHIO**

NOTES TO THE BASIC FINANCIAL STATEMENTS
FOR THE FISCAL YEAR ENDED JUNE 30, 2021

NOTE 12 - DEFINED BENEFIT OPEB PLANS - (Continued)

Key methods and assumptions used in calculating the total OPEB liability in the latest actuarial valuation date of June 30, 2020 are presented below:

Wage inflation	3.00%
Future salary increases, including inflation	3.50% to 18.20%
Investment rate of return	7.50% net of investment expense, including inflation
Municipal bond index rate:	
Measurement date	2.45%
Prior measurement date	3.13%
Single equivalent interest rate, net of plan investment expense, including price inflation:	
Measurement date	2.63%
Prior measurement date	3.22%
Medical trend assumption:	
Measurement date	
Medicare	5.25 to 4.75%
Pre-Medicare	7.00 to 4.75%
Prior measurement date	
Medicare	5.25 to 4.75%
Pre-Medicare	7.00 to 4.75%

Mortality rates were based on the RP-2014 Blue Collar Mortality Table with fully generational projection and Scale BB, 120% of male rates and 110% of female rates. RP-2000 Disabled Mortality Table with 90% for male rates and 100% for female rates set back five years.

The most recent experience study was completed for the five year period ended June 30, 2015.

The long-term expected rate of return on plan assets is reviewed as part of the actuarial five-year experience study. The most recent study covers fiscal years 2010 through 2015, and was adopted by the Board on April 21, 2016. Several factors are considered in evaluating the long-term rate of return assumption including long-term historical data, estimates inherent in current market data, and a log-normal distribution analysis in which best-estimate ranges of expected future real rates of return were developed by the investment consultant for each major asset class. These ranges were combined to produce the long-term expected rate of return, 7.50%, by weighting the expected future real rates of return by the target asset allocation percentage and then adding expected inflation. The capital market assumptions developed by the investment consultant are intended for use over a 10-year horizon and may not be useful in setting the long-term rate of return for funding pension plans which covers a longer timeframe. The assumption is intended to be a long-term assumption and is not expected to change absent a significant change in the asset allocation, a change in the inflation assumption, or a fundamental change in the market that alters expected returns in future years.

**FAIRLESS LOCAL SCHOOL DISTRICT
STARK COUNTY, OHIO**

NOTES TO THE BASIC FINANCIAL STATEMENTS
FOR THE FISCAL YEAR ENDED JUNE 30, 2021

NOTE 12 - DEFINED BENEFIT OPEB PLANS - (Continued)

The target asset allocation and best estimates of arithmetic real rates of return for each major asset class, as used in the June 30, 2015 five-year experience study, are summarized as follows:

Asset Class	Target Allocation	Long-Term Expected Real Rate of Return
Cash	2.00 %	1.85 %
US Equity	22.50	5.75
International Equity	22.50	6.50
Fixed Income	19.00	2.85
Private Equity	12.00	7.60
Real Assets	17.00	6.60
Multi-Asset Strategies	5.00	6.65
Total	<u>100.00 %</u>	

Discount Rate - The discount rate used to measure the total OPEB liability at June 30, 2020 was 2.63%. The discount rate used to measure total OPEB liability prior to June 30, 2019 was 3.22%. The projection of cash flows used to determine the discount rate assumed that contributions will be made from members and the System at the state statute contribution rate of 2.00% of projected covered employee payroll each year, which includes a 1.50% payroll surcharge and 0.50% of contributions from the basic benefits plan. Based on these assumptions, the OPEB plan's fiduciary net position was projected to become insufficient to make future benefit payments during the fiscal year ending June 30, 2025. Therefore, the long-term expected rate of return on OPEB plan assets was used to present value the projected benefit payments through the fiscal year ending June 30, 2024 and the Fidelity General Obligation 20-year Municipal Bond Index rate of 2.45%, as of June 30, 2020 (i.e. municipal bond rate), was used to present value the projected benefit payments for the remaining years in the projection. A municipal bond rate of 3.13% was used as of June 30, 2019. The total present value of projected benefit payments from all years was then used to determine the single rate of return that was used as the discount rate. The projection of future benefit payments for all current plan members was until the benefit payments ran out.

Sensitivity of the District's Proportionate Share of the Net OPEB Liability to Changes in the Discount Rate and Changes in the Health Care Cost Trend Rates - The net OPEB liability is sensitive to changes in the discount rate and the health care cost trend rate. The following table presents the net OPEB liability of SERS, what SERS' net OPEB liability would be if it were calculated using a discount rate that is 1 percentage point lower (1.63%) and higher (3.63%) than the current discount rate (2.63%). Also shown is what SERS' net OPEB liability would be based on health care cost trend rates that are 1 percentage point lower (6.00% decreasing to 3.75%) and higher (8.00% decreasing to 5.75%) than the current rate (7.00% decreasing to 4.75%).

	1% Decrease	Current Discount Rate	1% Increase
District's proportionate share of the net OPEB liability	\$ 1,994,717	\$ 1,629,704	\$ 1,339,519

	1% Decrease	Current Trend Rate	1% Increase
District's proportionate share of the net OPEB liability	\$ 1,283,268	\$ 1,629,704	\$ 2,092,978

**FAIRLESS LOCAL SCHOOL DISTRICT
STARK COUNTY, OHIO**

NOTES TO THE BASIC FINANCIAL STATEMENTS
FOR THE FISCAL YEAR ENDED JUNE 30, 2021

NOTE 12 - DEFINED BENEFIT OPEB PLANS - (Continued)

Actuarial Assumptions - STRS

Key methods and assumptions used in the latest actuarial valuation, reflecting experience study results used in the July 1, 2020, actuarial valuation, compared with July 1, 2019, are presented below:

	July 1, 2020		July 1, 2019	
	Initial	Ultimate	Initial	Ultimate
Inflation	2.50%		2.50%	
Projected salary increases	12.50% at age 20 to 2.50% at age 65		12.50% at age 20 to 2.50% at age 65	
Investment rate of return	7.45%, net of investment expenses, including inflation		7.45%, net of investment expenses, including inflation	
Payroll increases	3.00%		3.00%	
Cost-of-living adjustments (COLA)	0.00%		0.00%	
Discount rate of return	7.45%		7.45%	
Blended discount rate of return	N/A		N/A	
Health care cost trends				
Medical				
Pre-Medicare	5.00%	4.00%	5.87%	4.00%
Medicare	-6.69%	4.00%	4.93%	4.00%
Prescription Drug				
Pre-Medicare	6.50%	4.00%	7.73%	4.00%
Medicare	11.87%	4.00%	9.62%	4.00%

Projections of benefits include the historical pattern of sharing benefit costs between the employers and retired plan members.

For healthy retirees the mortality rates are based on the RP-2014 Annuitant Mortality Table with 50% of rates through age 69, 70% of rates between ages 70 and 79, 90% of rates between ages 80 and 84, and 100% of rates thereafter, projected forward generationally using mortality improvement scale MP-2016. For disabled retirees, mortality rates are based on the RP-2014 Disabled Mortality Table with 90% of rates for males and 100% of rates for females, projected forward generationally using mortality improvement scale MP-2016.

Actuarial assumptions used in the June 30, 2020 valuation are based on the results of an actuarial experience study for the period July 1, 2011 through June 30, 2016.

Assumption Changes Since the Prior Measurement Date - There were no changes in assumptions since the prior measurement date of June 30, 2019.

Benefit Term Changes Since the Prior Measurement Date - There was no change to the claims costs process. Claim curves were updated to reflect the projected fiscal year end 2021 premium based on June 30, 2020 enrollment distribution. The non-Medicare subsidy percentage was increased effective January 1, 2021 from 1.984% to 2.055% per year of service. The non-Medicare frozen subsidy base premium was increased effective January 1, 2021. The Medicare subsidy percentages were adjusted effective January 1, 2021 to 2.1% for the AMA Medicare plan. The Medicare Part B monthly reimbursement elimination date was postponed indefinitely.

**FAIRLESS LOCAL SCHOOL DISTRICT
STARK COUNTY, OHIO**

NOTES TO THE BASIC FINANCIAL STATEMENTS
FOR THE FISCAL YEAR ENDED JUNE 30, 2021

NOTE 12 - DEFINED BENEFIT OPEB PLANS - (Continued)

STRS' investment consultant develops an estimate range for the investment return assumption based on the target allocation adopted by the Retirement Board. The target allocation and long-term expected rate of return for each major asset class are summarized as follows:

Asset Class	Target Allocation	Long-Term Expected Real Rate of Return *
Domestic Equity	28.00 %	7.35 %
International Equity	23.00	7.55
Alternatives	17.00	7.09
Fixed Income	21.00	3.00
Real Estate	10.00	6.00
Liquidity Reserves	1.00	2.25
Total	<u>100.00 %</u>	

**10-Year geometric nominal returns, which include the real rate of return and inflation of 2.25% and does not include investment expenses. Over a 30-year period, STRS' investment consultant indicates that the above target allocations should generate a return above the actuarial rate of return, without net value added by management.

Discount Rate - The discount rate used to measure the total OPEB asset was 7.45% as of June 30, 2020. The projection of cash flows used to determine the discount rate assumes STRS Ohio continues to allocate no employer contributions to the health care fund. Based on these assumptions, the OPEB plan's fiduciary net position was projected to be available to make all projected future benefit payments to current plan members. Therefore, the long-term expected rate of return on health care plan investments of 7.45% was used to measure the total OPEB asset as of June 30, 2020.

Sensitivity of the District's Proportionate Share of the Net OPEB Asset to Changes in the Discount and Health Care Cost Trend Rate - The following table represents the net OPEB asset as of June 30, 2020, calculated using the current period discount rate assumption of 7.45%, as well as what the net OPEB asset would be if it were calculated using a discount rate that is one percentage point lower (6.45%) or one percentage point higher (8.45%) than the current assumption. Also shown is the net OPEB asset as if it were calculated using health care cost trend rates that are one percentage point lower or one percentage point higher than the current health care cost trend rates.

	1% Decrease	Current Discount Rate	1% Increase
	District's proportionate share of the net OPEB asset	\$ 881,703	\$ 1,013,376

	1% Decrease	Current Trend Rate	1% Increase
	District's proportionate share of the net OPEB asset	\$ 1,118,161	\$ 1,013,376

**FAIRLESS LOCAL SCHOOL DISTRICT
STARK COUNTY, OHIO**

NOTES TO THE BASIC FINANCIAL STATEMENTS
FOR THE FISCAL YEAR ENDED JUNE 30, 2021

NOTE 13 - BUDGETARY BASIS OF ACCOUNTING

While reporting financial position, results of operations, and changes in fund balance on the basis of generally accepted accounting principles (GAAP), the budgetary basis as provided by law is based upon accounting for certain transactions on a basis of cash receipts and disbursements.

The statement of revenue, expenditures and changes in fund balance - budget and actual (non-GAAP budgetary basis) presented for the general fund is presented on the budgetary basis to provide a meaningful comparison of actual results with the budget. The major differences between the budget basis and the GAAP basis are that:

- (a) Revenues and other financing sources are recorded when received in cash (budget basis) as opposed to when susceptible to accrual (GAAP basis);
- (b) Expenditures and other financing uses are recorded when paid in cash (budget basis) as opposed to when the liability is incurred (GAAP basis);
- (c) In order to determine compliance with Ohio law, and to reserve that portion of the applicable appropriation, total outstanding encumbrances (budget basis) are recorded as the equivalent of an expenditure, as opposed to an assignment of fund balance for that portion of outstanding encumbrances not already recognized as an account payable (GAAP basis);
- (d) Advances-in and advances-out are operating transactions (budget basis) as opposed to balance sheet transactions (GAAP basis); and,
- (e) Some funds are included in the general fund (GAAP basis), but have separate legally adopted budgets (budget basis).

The adjustments necessary to convert the results of operations for the year on the budget basis to the GAAP basis for the general fund is as follows:

Net Change in Fund Balance

	<u>General fund</u>
Budget basis	\$ (1,288,058)
Net adjustment for revenue accruals	(80,998)
Net adjustment for expenditure accruals	43,645
Net adjustment for other sources/uses	981,330
Fund budgeted elsewhere **	7,497
Adjustment for encumbrances	1,373,065
GAAP basis	\$ 1,036,481

** The public school support fund is legally budgeted in a separate special revenue fund, but is considered part of the general fund on a GAAP basis.

**FAIRLESS LOCAL SCHOOL DISTRICT
STARK COUNTY, OHIO**

NOTES TO THE BASIC FINANCIAL STATEMENTS
FOR THE FISCAL YEAR ENDED JUNE 30, 2021

NOTE 14 - CONTINGENCIES

A. Grants

The District receives significant financial assistance from numerous federal, State and local agencies in the form of grants. The disbursement of funds received under these programs generally requires compliance with terms and conditions specified in the grant agreements and are subject to audit by the grantor agencies. Any disallowed claims resulting from such audits could become a liability of the District. However, in the opinion of management, any such disallowed claims will not have a material effect on the financial position of the District.

B. Litigation

The District is not a party to legal proceedings.

C. Foundation Funding

Foundation funding is based on the annualized full-time equivalent (FTE) enrollment of each student. Traditional districts must comply with minimum hours of instruction, instead of a minimum number of school days each year. The funding formula the Ohio Department of Education (ODE) is legislatively required to follow will continue to adjust as enrollment information is updated by the District, which can extend past the fiscal year-end. The net adjustments were not material and are not reflected in the accompanying financial statements.

NOTE 15 - STATUTORY RESERVES

The District is required by State law to annually set-aside certain general fund revenue amounts, as defined by statutory formula, for the acquisition and construction of capital improvements. Amounts not spent by the end of the fiscal year or offset by similarly restricted resources received during the year must be held in cash at fiscal year-end. This amount must be carried forward to be used for the same purpose in future years. Expenditures exceeding the set-aside requirement may not be carried forward to the next fiscal year.

The following cash-basis information describes the change in the fiscal year-end set-aside amount for capital improvements. Disclosure of this information is required by State statute.

	<u>Capital Improvements</u>
Set-aside balance June 30, 2020	\$ -
Current year set-aside requirement	274,978
Current year offsets	<u>(1,134,454)</u>
Total	<u>\$ (859,476)</u>
Balance carried forward to fiscal year 2022	<u>-</u>
Set-aside balance June 30, 2021	<u>\$ -</u>

During fiscal year 2005, the District issued \$14,000,000 in classroom facilities construction bonds, which were refunded in 2012 and 2019. These proceeds may be used to reduce capital acquisition to zero for future years. The amount presented for prior year offset from bond proceeds is limited to an amount needed to reduce the reserve for capital improvement to \$0. The District is responsible for tracking the amount of the bond proceeds that may be used as an offset in future periods, which was \$12,129,741 at June 30, 2021.

**FAIRLESS LOCAL SCHOOL DISTRICT
STARK COUNTY, OHIO**

NOTES TO THE BASIC FINANCIAL STATEMENTS
FOR THE FISCAL YEAR ENDED JUNE 30, 2021

NOTE 16 - OTHER COMMITMENTS

The District utilizes encumbrance accounting as part of its budgetary controls. Encumbrances outstanding at year-end may be reported as part of restricted, committed, or assigned classifications of fund balance. At year end, the District's commitments for encumbrances in the governmental funds were as follows:

<u>Funds</u>	<u>Year-End Encumbrances</u>
General fund	\$ 1,161,411
Permanent Improvement	19,384
Building	30,099,462
Other governmental	<u>34,020</u>
Total	<u>\$31,314,277</u>

NOTE 17 - LEASE-PURCHASE AGREEMENT - LESSEE DISCLOSURE

In fiscal year 2019, the District entered into lease agreements with Huntington Bank (the "Bank") for school buses. Lease-purchase payments are reflected as non-major governmental fund expenditures in the basic financial statements. These expenditures are reflected as program/function expenditures on a budgetary basis. Capital assets acquired by lease had been originally capitalized in the amount of \$352,048 for the fiscal year 2019 buses, which represents the present value of the future minimum lease payments at the time of acquisition. Accumulated depreciation of \$93,881 has been booked as of June 30, 2021 leaving a book value of \$258,167. Lease-purchase payments have been reflected as debt service expenditures from the permanent improvement fund. Principal payments during fiscal year 2021 totaled \$86,182.

The lease purchase agreement is considered a direct borrowing. Direct borrowings have terms negotiated directly between the District and the lender and are not offered for public sale. The lease-purchase terms state that all obligations under the lease agreement constitute a current expense of the District for the fiscal year in which the obligation is due and shall not constitute an indebtedness of the District nor shall anything contained in the lease agreement constitute a pledge of any taxes, funds or other moneys (other than those lawfully appropriated). The school buses acquired by the lease agreement act as collateral for the lease obligation.

The following is a schedule of the future minimum lease payments required under the lease-purchase agreements and the present value of the minimum lease payments as of June 30, 2021.

<u>Fiscal Year Ending June 30,</u>	<u>Amount</u>
2022	\$ 96,219
2023	<u>96,219</u>
Total minimum lease payments	192,438
Less: amount representing interest	<u>(10,282)</u>
Total	<u>\$ 182,156</u>

NOTE 18 - TAX ABATEMENTS

The Village of Brewster has entered into a tax abatement agreement with Brewster Dairy for the abatement of real property taxes. Under the agreement established by Ohio Revised Code (ORC) 3735.65 through 3735.70, the business agrees to bring jobs and economic development into the school districts in exchange for forgone property tax receipts. Under the agreement, the District's property tax receipts were abated by \$18,085. The District received \$9,042 from the business as compensation for the forgone tax receipts.

**FAIRLESS LOCAL SCHOOL DISTRICT
STARK COUNTY, OHIO**

NOTES TO THE BASIC FINANCIAL STATEMENTS
FOR THE FISCAL YEAR ENDED JUNE 30, 2021

NOTE 19 - INTERFUND TRANSACTIONS

- A. Interfund balances at June 30, 2021 as reported on the fund statements consist of the following amounts interfund loans receivable/payable:

<u>Receivable fund</u>	<u>Payable fund</u>	<u>Amount</u>
General fund	Nonmajor governmental funds	\$981,330

The primary purpose of the loans is to cover negative cash in various nonmajor governmental funds. The interfund balances will be repaid once the anticipated revenues are received, which is expected to be within one year.

Interfund balances between governmental funds are eliminated on the government-wide financial statements; therefore, no internal balances at June 30, 2021 are reported on the statement of net position.

- B. Interfund transfers for the fiscal year ended June 30, 2021, consisted of the following, as reported on the fund statements:

<u>Transfers from general fund to:</u>	<u>Amount</u>
Permanent Improvement fund	\$ 1,775,000

Transfers are used to move revenues from the fund that statute or budget required to collect them to the fund that statute or budget requires to expend them and to use unrestricted revenues collected in the general fund to finance various programs accounted for in other funds in accordance with budgetary authorizations. Interfund transfers between governmental funds are eliminated on the government-wide financial statements.

NOTE 20 - COVID-19

The United States and the State of Ohio declared a state of emergency in March of 2020 due to the COVID-19 pandemic. Ohio's state of emergency ended in June of 2021 while the national state of emergency continues. During fiscal year 2021, the District received Coronavirus AID, Relief, and Economic Security (CARES) Act funding. The District's investment portfolio and the pension and other employee benefits plan in which the District participate fluctuates with market conditions, and due to market volatility, the amount of gains or losses that will be realized in subsequent periods, if any, cannot be determined. In addition, the impact on the District's future operating costs, revenues, and additional recovery from emergency funding, either federal or state, cannot be estimated. Additional funding has been made available through the Consolidated Appropriations Act, 2021, passed by Congress on December 21, 2020 and/or the American Rescue Plan Act, passed by Congress on March 11, 2021.

NOTE 21 - SUBSEQUENT EVENT

For fiscal year 2022, District foundation funding received from the state of Ohio will be funded using a direct funding model. Under this new model, community school, STEM school, scholarship and open enrollment funding will be directly funded by the State of Ohio to the respective educating schools. For fiscal year 2021 and prior, the amounts related to students who were residents of the District were funded to the District who, in turn, made the payment to the educating school. For fiscal year 2021, the District reported \$1,156,022 in revenue and expenditures/expense related to these programs. Also during fiscal year 2021, the District reported \$620,433 in tuition and fees from the resident school districts which will be direct funded to the district as the educating entity in fiscal year 2022. This new funding system calculates a unique base cost and a unique "per-pupil local capacity amount" for each District. The District's state core foundation funding is then calculated. Any change in funding will be subject to a phase in percentage of 16.67 percent for fiscal year 2022 and 33.33 percent for fiscal year 2023.

REQUIRED SUPPLEMENTARY INFORMATION

**FAIRLESS LOCAL SCHOOL DISTRICT
STARK COUNTY, OHIO**

SCHEDULES OF REQUIRED SUPPLEMENTARY INFORMATION

SCHEDULE OF THE DISTRICT'S PROPORTIONATE SHARE OF
THE NET PENSION LIABILITY
SCHOOL EMPLOYEES RETIREMENT SYSTEM (SERS) OF OHIO

LAST EIGHT FISCAL YEARS

	<u>2021</u>	<u>2020</u>	<u>2019</u>	<u>2018</u>
District's proportion of the net pension liability	0.07246050%	0.07124190%	0.07158120%	0.07870410%
District's proportionate share of the net pension liability	\$ 4,792,690	\$ 4,262,528	\$ 4,099,588	\$ 4,702,396
District's covered payroll	\$ 2,450,907	\$ 2,445,481	\$ 2,276,963	\$ 2,448,700
District's proportionate share of the net pension liability as a percentage of its covered payroll	195.55%	174.30%	180.05%	192.04%
Plan fiduciary net position as a percentage of the total pension liability	68.55%	70.84%	71.36%	69.50%

Note: Information prior to 2014 was unavailable. Schedule is intended to show information for 10 years. Additional years will be displayed as they become available.

Amounts presented for each fiscal year were determined as of the District's measurement date which is the prior year-end.

SEE ACCOMPANYING NOTES TO THE REQUIRED SUPPLEMENTARY INFORMATION

<u>2017</u>	<u>2016</u>	<u>2015</u>	<u>2014</u>
0.07863240%	0.07750700%	0.07985200%	0.07985200%
\$ 5,755,166	\$ 4,422,625	\$ 4,041,264	\$ 4,748,542
\$ 2,554,743	\$ 2,333,361	\$ 2,320,346	\$ 2,190,650
225.27%	189.54%	174.17%	216.76%
62.98%	69.16%	71.70%	65.52%

**FAIRLESS LOCAL SCHOOL DISTRICT
STARK COUNTY, OHIO**

SCHEDULES OF REQUIRED SUPPLEMENTARY INFORMATION

SCHEDULE OF THE DISTRICT'S PROPORTIONATE SHARE OF
THE NET PENSION LIABILITY
STATE TEACHERS RETIREMENT SYSTEM (STRS) OF OHIO

LAST EIGHT FISCAL YEARS

	<u>2021</u>	<u>2020</u>	<u>2019</u>	<u>2018</u>
District's proportion of the net pension liability	0.05766012%	0.05510111%	0.05459271%	0.05481242%
District's proportionate share of the net pension liability	\$ 13,951,697	\$ 12,185,279	\$ 12,003,711	\$ 13,020,808
District's covered payroll	\$ 7,073,364	\$ 6,525,829	\$ 6,313,529	\$ 5,992,357
District's proportionate share of the net pension liability as a percentage of its covered payroll	197.24%	186.72%	190.13%	217.29%
Plan fiduciary net position as a percentage of the total pension liability	75.48%	77.40%	77.31%	75.30%

Note: Information prior to 2014 was unavailable. Schedule is intended to show information for 10 years. Additional years will be displayed as they become available.

Amounts presented for each fiscal year were determined as of the District's measurement date which is the prior year-end.

SEE ACCOMPANYING NOTES TO THE REQUIRED SUPPLEMENTARY INFORMATION

<u>2017</u>	<u>2016</u>	<u>2015</u>	<u>2014</u>
0.05420785%	0.05648104%	0.06060861%	0.06060861%
\$ 18,145,001	\$ 15,609,707	\$ 14,742,111	\$ 17,560,707
\$ 5,896,593	\$ 5,916,614	\$ 6,192,531	\$ 6,558,354
307.72%	263.83%	238.06%	267.76%
66.80%	72.10%	74.70%	69.30%

**FAIRLESS LOCAL SCHOOL DISTRICT
STARK COUNTY, OHIO**

SCHEDULES OF REQUIRED SUPPLEMENTARY INFORMATION

SCHEDULE OF DISTRICT PENSION CONTRIBUTIONS
SCHOOL EMPLOYEES RETIREMENT SYSTEM (SERS) OF OHIO

	LAST TEN FISCAL YEARS			
	<u>2021</u>	<u>2020</u>	<u>2019</u>	<u>2018</u>
Contractually required contribution	\$ 375,490	\$ 343,127	\$ 330,140	\$ 307,390
Contributions in relation to the contractually required contribution	<u>(375,490)</u>	<u>(343,127)</u>	<u>(330,140)</u>	<u>(307,390)</u>
Contribution deficiency (excess)	<u>\$ -</u>	<u>\$ -</u>	<u>\$ -</u>	<u>\$ -</u>
District's covered payroll	\$ 2,682,071	\$ 2,450,907	\$ 2,445,481	\$ 2,276,963
Contributions as a percentage of covered payroll	14.00%	14.00%	13.50%	13.50%

SEE ACCOMPANYING NOTES TO THE REQUIRED SUPPLEMENTARY INFORMATION

<u>2017</u>	<u>2016</u>	<u>2015</u>	<u>2014</u>	<u>2013</u>	<u>2012</u>
\$ 342,818	\$ 357,664	\$ 307,537	\$ 321,600	\$ 303,186	\$ 302,528
<u>(342,818)</u>	<u>(357,664)</u>	<u>(307,537)</u>	<u>(321,600)</u>	<u>(303,186)</u>	<u>(302,528)</u>
<u>\$ -</u>	<u>\$ -</u>	<u>\$ -</u>	<u>\$ -</u>	<u>\$ -</u>	<u>\$ -</u>
\$ 2,448,700	\$ 2,554,743	\$ 2,333,361	\$ 2,320,346	\$ 2,190,650	\$ 2,249,279
14.00%	14.00%	13.18%	13.86%	13.84%	13.45%

**FAIRLESS LOCAL SCHOOL DISTRICT
STARK COUNTY, OHIO**

SCHEDULES OF REQUIRED SUPPLEMENTARY INFORMATION

SCHEDULE OF DISTRICT PENSION CONTRIBUTIONS
STATE TEACHERS RETIREMENT SYSTEM (STRS) OF OHIO

	LAST TEN FISCAL YEARS			
	<u>2021</u>	<u>2020</u>	<u>2019</u>	<u>2018</u>
Contractually required contribution	\$ 1,047,738	\$ 990,271	\$ 913,616	\$ 883,894
Contributions in relation to the contractually required contribution	<u>(1,047,738)</u>	<u>(990,271)</u>	<u>(913,616)</u>	<u>(883,894)</u>
Contribution deficiency (excess)	<u>\$ -</u>	<u>\$ -</u>	<u>\$ -</u>	<u>\$ -</u>
District's covered payroll	\$ 7,483,843	\$ 7,073,364	\$ 6,525,829	\$ 6,313,529
Contributions as a percentage of covered payroll	14.00%	14.00%	14.00%	14.00%

SEE ACCOMPANYING NOTES TO THE REQUIRED SUPPLEMENTARY INFORMATION

<u>2017</u>	<u>2016</u>	<u>2015</u>	<u>2014</u>	<u>2013</u>	<u>2012</u>
\$ 838,930	\$ 825,523	\$ 828,326	\$ 805,029	\$ 852,586	\$ 861,721
<u>(838,930)</u>	<u>(825,523)</u>	<u>(828,326)</u>	<u>(805,029)</u>	<u>(852,586)</u>	<u>(861,721)</u>
<u>\$ -</u>	<u>\$ -</u>	<u>\$ -</u>	<u>\$ -</u>	<u>\$ -</u>	<u>\$ -</u>
\$ 5,992,357	\$ 5,896,593	\$ 5,916,614	\$ 6,192,531	\$ 6,558,354	\$ 6,628,623
14.00%	14.00%	14.00%	13.00%	13.00%	13.00%

**FAIRLESS LOCAL SCHOOL DISTRICT
STARK COUNTY, OHIO**

SCHEDULES OF REQUIRED SUPPLEMENTARY INFORMATION

SCHEDULE OF THE DISTRICT'S PROPORTIONATE SHARE OF
THE NET OPEB LIABILITY
SCHOOL EMPLOYEES RETIREMENT SYSTEM (SERS) OF OHIO

LAST FIVE FISCAL YEARS

	<u>2021</u>	<u>2020</u>	<u>2019</u>	<u>2018</u>	<u>2017</u>
District's proportion of the net OPEB liability	0.07498660%	0.07287050%	0.07273760%	0.07980320%	0.07970077%
District's proportionate share of the net OPEB liability	\$ 1,629,704	\$ 1,832,540	\$ 2,017,938	\$ 2,141,708	\$ 2,271,767
District's covered payroll	\$ 2,450,907	\$ 2,445,481	\$ 2,276,963	\$ 2,448,700	\$ 2,554,743
District's proportionate share of the net OPEB liability as a percentage of its covered payroll	66.49%	74.94%	88.62%	87.46%	88.92%
Plan fiduciary net position as a percentage of the total OPEB liability	18.17%	15.57%	13.57%	12.46%	11.49%

Note: Information prior to 2017 was unavailable. Schedule is intended to show information for 10 years. Additional years will be displayed as they become available.

Amounts presented for each fiscal year were determined as of the District's measurement date which is the prior year-end.

SEE ACCOMPANYING NOTES TO THE REQUIRED SUPPLEMENTARY INFORMATION

**FAIRLESS LOCAL SCHOOL DISTRICT
STARK COUNTY, OHIO**

SCHEDULES OF REQUIRED SUPPLEMENTARY INFORMATION

SCHEDULE OF THE DISTRICT'S PROPORTIONATE SHARE OF
THE NET OPEB LIABILITY/ASSET
STATE TEACHERS RETIREMENT SYSTEM (STRS) OF OHIO

LAST FIVE FISCAL YEARS

	<u>2021</u>	<u>2020</u>	<u>2019</u>	<u>2018</u>	<u>2017</u>
District's proportion of the net OPEB liability/asset	0.05766012%	0.05510111%	0.05459271%	0.05481242%	0.05420785%
District's proportionate share of the net OPEB liability/(asset)	\$ (1,013,376)	\$ (912,606)	\$ (877,249)	\$ 2,138,578	\$ 2,899,050
District's covered payroll	\$ 7,073,364	\$ 6,525,829	\$ 6,313,529	\$ 5,992,357	\$ 5,896,593
District's proportionate share of the net OPEB liability/asset as a percentage of its covered payroll	14.33%	13.98%	13.89%	35.69%	49.16%
Plan fiduciary net position as a percentage of the total OPEB liability/asset	182.10%	174.70%	176.00%	47.10%	37.30%

Note: Information prior to 2017 was unavailable. Schedule is intended to show information for 10 years. Additional years will be displayed as they become available.

Amounts presented for each fiscal year were determined as of the District's measurement date which is the prior year-end.

SEE ACCOMPANYING NOTES TO THE REQUIRED SUPPLEMENTARY INFORMATION

**FAIRLESS LOCAL SCHOOL DISTRICT
STARK COUNTY, OHIO**

SCHEDULES OF REQUIRED SUPPLEMENTARY INFORMATION

SCHEDULE OF DISTRICT OPEB CONTRIBUTIONS
SCHOOL EMPLOYEES RETIREMENT SYSTEM (SERS) OF OHIO

	LAST TEN FISCAL YEARS			
	<u>2021</u>	<u>2020</u>	<u>2019</u>	<u>2018</u>
Contractually required contribution	\$ 49,796	\$ 48,072	\$ 56,056	\$ 51,207
Contributions in relation to the contractually required contribution	<u>(49,796)</u>	<u>(48,072)</u>	<u>(56,056)</u>	<u>(51,207)</u>
Contribution deficiency (excess)	<u>\$ -</u>	<u>\$ -</u>	<u>\$ -</u>	<u>\$ -</u>
District's covered payroll	\$ 2,682,071	\$ 2,450,907	\$ 2,445,481	\$ 2,276,963
Contributions as a percentage of covered payroll	1.86%	1.96%	2.29%	2.25%

SEE ACCOMPANYING NOTES TO THE REQUIRED SUPPLEMENTARY INFORMATION

<u>2017</u>	<u>2016</u>	<u>2015</u>	<u>2014</u>	<u>2013</u>	<u>2012</u>
\$ 43,201	\$ 40,395	\$ 59,658	\$ 31,886	\$ 37,244	\$ 60,116
<u>(43,201)</u>	<u>(40,395)</u>	<u>(59,658)</u>	<u>(31,886)</u>	<u>(37,244)</u>	<u>(60,116)</u>
<u>\$ -</u>	<u>\$ -</u>	<u>\$ -</u>	<u>\$ -</u>	<u>\$ -</u>	<u>\$ -</u>
\$ 2,448,700	\$ 2,554,743	\$ 2,333,361	\$ 2,320,346	\$ 2,190,650	\$ 2,249,279
1.76%	1.58%	2.56%	1.37%	1.70%	2.67%

**FAIRLESS LOCAL SCHOOL DISTRICT
STARK COUNTY, OHIO**

SCHEDULES OF REQUIRED SUPPLEMENTARY INFORMATION

SCHEDULE OF DISTRICT OPEB CONTRIBUTIONS
STATE TEACHERS RETIREMENT SYSTEM (STRS) OF OHIO

	LAST TEN FISCAL YEARS			
	<u>2021</u>	<u>2020</u>	<u>2019</u>	<u>2018</u>
Contractually required contribution	\$ -	\$ -	\$ -	\$ -
Contributions in relation to the contractually required contribution	<u>-</u>	<u>-</u>	<u>-</u>	<u>-</u>
Contribution deficiency (excess)	<u>\$ -</u>	<u>\$ -</u>	<u>\$ -</u>	<u>\$ -</u>
District's covered payroll	\$ 7,483,843	\$ 7,073,364	\$ 6,525,829	\$ 6,313,529
Contributions as a percentage of covered payroll	0.00%	0.00%	0.00%	0.00%

SEE ACCOMPANYING NOTES TO THE REQUIRED SUPPLEMENTARY INFORMATION

<u>2017</u>	<u>2016</u>	<u>2015</u>	<u>2014</u>	<u>2013</u>	<u>2012</u>
\$ -	\$ -	\$ -	\$ 60,667	\$ 65,584	\$ 66,286
-	-	-	(60,667)	(65,584)	(66,286)
<u>\$ -</u>	<u>\$ -</u>	<u>\$ -</u>	<u>\$ -</u>	<u>\$ -</u>	<u>\$ -</u>
\$ 5,992,357	\$ 5,896,593	\$ 5,916,614	\$ 6,192,531	\$ 6,558,354	\$ 6,628,623
0.00%	0.00%	0.00%	1.00%	1.00%	1.00%

**FAIRLESS LOCAL SCHOOL DISTRICT
STARK COUNTY, OHIO**

NOTES TO THE REQUIRED SUPPLEMENTARY INFORMATION
FOR THE FISCAL YEAR ENDED JUNE 30, 2021

PENSION

SCHOOL EMPLOYEES RETIREMENT SYSTEM (SERS) OF OHIO

Changes in benefit terms: There were no changes in benefit terms from the amounts reported for fiscal years 2014-2017. For fiscal year 2018, SERS changed from a fixed 3% annual increase to a Cost of Living Adjustment (COLA) based on the changes in the Consumer Price Index (CPI-W), with a cap of 2.5% and a floor of 0%. There were no changes in benefit terms from the amounts previously reported for fiscal years 2019-2021.

Changes in assumptions: There were no changes in methods and assumptions used in the calculation of actuarial determined contributions for fiscal years 2014-2016. For fiscal year 2017, the following changes of assumptions affected the total pension liability since the prior measurement date: (a) the assumed rate of inflation was reduced from 3.25% to 3.00%, (b) payroll growth assumption was reduced from 4.00% to 3.50%, (c) assumed real wage growth was reduced from 0.75% to 0.50%, (d) rates of withdrawal, retirement and disability were updated to reflect recent experience, (e) mortality among active members was updated to RP-2014 Blue Collar Mortality Table with fully generational projection and a five year age set-back for both males and females, (f) mortality among service retired members and beneficiaries was updated to the following RP-2014 Blue Collar Mortality Table with fully generational projection with Scale BB, 120% of male rates and 110% of female rates, (g) mortality among disabled members was updated to RP-2000 Disabled Mortality Table, 90% for male rates and 100% for female rates, set back five years is used for the period after disability retirement and (h) the discount rate was reduced from 7.75% to 7.50%. There were no changes in methods and assumptions used in the calculation of actuarial determined contributions for fiscal years 2018-2021.

STATE TEACHERS RETIREMENT SYSTEM (STRS) OF OHIO

Changes in benefit terms: There were no changes in benefit terms from the amounts reported for fiscal years 2014-2017. For fiscal year 2018, STRS decreased the Cost of Living Adjustment (COLA) to zero. There were no changes in benefit terms from amounts previously reported for fiscal years 2019-2021.

Changes in assumptions: There were no changes in methods and assumptions used in the calculation of actuarial determined contributions for fiscal years 2014-2017. For fiscal year 2018, the following changes of assumption affected the total pension liability since the prior measurement date: (a) the long-term expected rate of return was reduced from 7.75% to 7.45%, (b) the inflation assumption was lowered from 2.75% to 2.50%, (c) the payroll growth assumption was lowered to 3.00%, (d) total salary increases rate was lowered by decreasing the merit component of the individual salary increases, in addition to a decrease of 0.25% due to lower inflation, (e) the healthy and disabled mortality assumptions were updated to the RP-2014 mortality tables with generational improvement scale MP-2016 and (f) rates of retirement, termination and disability were modified to better reflect anticipated future experience. There were no changes in methods and assumptions used in the calculation of actuarial determined contributions for fiscal years 2019-2021.

OTHER POSTEMPLOYMENT BENEFITS (OPEB)

SCHOOL EMPLOYEES RETIREMENT SYSTEM (SERS) OF OHIO

Changes in benefit terms: There were no changes in benefit terms from the amounts previously reported for fiscal years 2017-2021.

(Continued)

**FAIRLESS LOCAL SCHOOL DISTRICT
STARK COUNTY, OHIO**

NOTES TO THE REQUIRED SUPPLEMENTARY INFORMATION (CONTINUED)
FOR THE FISCAL YEAR ENDED JUNE 30, 2021

OTHER POSTEMPLOYMENT BENEFITS (OPEB) (Continued)

Changes in assumptions: There were no changes in methods and assumptions used in the calculation of actuarial determined contributions for fiscal year 2017. For fiscal year 2018, the following changes of assumptions affected the total OPEB liability since the prior measurement date: (a) assumed rate of inflation was reduced from 3.25% to 3.00%, (b) payroll growth assumption was reduced from 4.00% to 3.50%, (c) assumed real wage growth was reduced from 0.75% to 0.50%, (d) rates of withdrawal, retirement, and disability were updated to reflect recent experience, (e) mortality among active members was updated to the following: RP-2014 Blue Collar Mortality Table with fully generational projection and a five-year age set-back for both males and females, (f) mortality among service retired members and beneficiaries was updated to the following: RP-2014 Blue Collar Mortality Table with fully generational projection with Scale BB, 120% of male rates, and 110% of female rates, (g) mortality among disabled members was updated to the following: RP-2000 Disabled Mortality Table, 90% for male rates and 100% for female rates, set back five years is used for the period after disability retirement, (h) the municipal bond index rate increased from 2.92% to 3.56% and (i) the single equivalent interest rate, net of plan investment expense, including price inflation increased from 2.98% to 3.63%. For fiscal year 2019, the following changes of assumptions affected the total OPEB liability since the prior measurement date: (a) the discount rate increased from 3.63% to 3.70%, (b) the health care cost trend rates for Medicare were changed from a range of 5.50%-5.00% to a range of 5.375%-4.75% and Pre-Medicare were changed from a range of 7.50%-5.00% to a range of 7.25%-4.75%, (c) the municipal bond index rate increased from 3.56% to 3.62% and (d) the single equivalent interest rate, net of plan investment expense, including price inflation increased from 3.63% to 3.70%. For fiscal year 2020, the following changes of assumptions affected the total OPEB liability since the prior measurement date: (a) the discount rate decreased from 3.70% to 3.22%, (b) the health care cost trend rates for Medicare were changed from a range of 5.375%-4.75% to a range of 5.25%-4.75% and Pre-Medicare were changed from a range of 7.25%-4.75% to a range of 7.00%-4.75%, (c) the municipal bond index rate decreased from 3.62% to 3.13% and (d) the single equivalent interest rate, net of plan investment expense, including price inflation decreased from 3.70% to 3.22%. For fiscal year 2021, the following changes of assumptions affected the total OPEB liability since the prior measurement date: (a) the discount rate decreased from 3.22% to 2.63% and (b) the municipal bond index rate decreased from

STATE TEACHERS RETIREMENT SYSTEM (STRS) OF OHIO

Changes in benefit terms: There were no changes in benefit terms from the amounts previously reported for fiscal year 2017. For fiscal year 2018, STRS reduced the subsidy multiplier for non-Medicare benefit recipients from 2.1% to 1.9% per year of service. Medicare Part B premium reimbursements were discontinued for certain survivors and beneficiaries and all remaining Medicare Part B premium reimbursements will be discontinued beginning January 2019. For fiscal year 2019, STRS increased the subsidy multiplier for non-Medicare benefit recipients from 1.9% to 1.944% per year of service effective January 1, 2019. The non-Medicare frozen subsidy base premium was increased January 1, 2019 and all remaining Medicare Part B premium reimbursements will be discontinued beginning January 1, 2020. For fiscal year 2020, STRS increased the subsidy percentage from 1.944% to 1.984% effective January 1, 2020. The Medicare subsidy percentages were adjusted effective January 1, 2021 to 2.1% for the Medicare plan. The Medicare Part B monthly reimbursement elimination date was postponed to January 1, 2021. For fiscal year 2021, the non-Medicare subsidy percentage was increased effective January 1, 2021 from 1.984% to 2.055% per year of service. The non-Medicare frozen subsidy base premium was increased effective January 1, 2021. The Medicare subsidy percentages were adjusted effective January 1, 2021 to 2.1% for the AMA Medicare plan. The Medicare Part B monthly reimbursement elimination date was postponed indefinitely.

Changes in assumptions: There were no changes in methods and assumptions used in the calculation of actuarial determined contributions for fiscal year 2017. For fiscal year 2018, the following changes of assumptions affected the total OPEB liability since the prior measurement date: (a) the discount rate was increased from 3.26% to 4.13% based on the methodology defined under GASB Statement No. 74, Financial Reporting for Postemployment Benefit Plans Other Than Pension Plans (OPEB), (b) the long term expected rate of return was reduced from 7.75% to 7.45%, (c) valuation year per capita health care costs were updated, and the salary scale was modified, (d) the percentage of future retirees electing each option was updated based on current data and the percentage of future disabled retirees and terminated vested participants electing health coverage were decreased and (e) the assumed mortality, disability, retirement, withdrawal and future health care cost trend rates were modified along with the portion of rebated prescription drug costs. For fiscal year 2019, the following changes of assumptions affected the total OPEB liability/asset since the prior measurement date: (a) the discount rate was increased from the blended rate of 4.13% to the long-term expected rate of return of 7.45% based on the methodology defined under GASB Statement No. 74, Financial Reporting for Postemployment Benefit Plans Other Than Pension Plans (OPEB) and (b) decrease in health care cost trend rates from 6.00%-11.00% initial; 4.50% ultimate down to Medical Pre-Medicare 6.00% and Medicare 5.00% initial; 4.00% ultimate and Prescription Drug Pre-Medicare 8.00% and Medicare (5.23%) initial; 4.00% ultimate. For fiscal year 2020, health care cost trend rates were changed to the following: medical pre-Medicare from 6.00% initial - 4.00% ultimate down to 5.87% initial - 4.00% ultimate; medical Medicare from 5.00% initial - 4.00% ultimate down to 4.93% initial - 4.00% ultimate; prescription drug pre-Medicare from 8.00% initial - 4.00% ultimate down to 7.73% initial - 4.00% ultimate and (5.23%) initial - 4.00% ultimate up to 9.62% initial - 4.00% ultimate. For fiscal year 2021, health care cost trend rates were changed to the following: medical pre-Medicare from 5.87% initial - 4.00% ultimate down to 5.00% initial - 4.00% ultimate; medical Medicare from 4.93% initial - 4.00% ultimate down to 9.62% initial - 4.00% ultimate up to 11.87% initial - 4.00% ultimate.

This page intentionally left blank.

**FAIRLESS LOCAL SCHOOL DISTRICT
STARK COUNTY**

**SCHEDULE OF EXPENDITURES OF FEDERAL AWARDS
FOR THE YEAR ENDED JUNE 30, 2021**

FEDERAL GRANTOR Pass Through Grantor Program / Cluster Title	Federal CFDA Number	Pass Through Entity Identifying Number	Total Federal Expenditures
U.S. DEPARTMENT OF AGRICULTURE			
<i>Passed Through Ohio Department of Education</i>			
Child Nutrition Cluster:			
Non-Cash Assistance (Food Distribution):			
National School Lunch Program	10.555	006-0000	\$ 49,495
Non-Cash Assistance Total			<u>49,495</u>
Cash Assistance:			
School Breakfast Program	10.553	006-0000	174,870
COVID-19 School Breakfast Program	10.553	006-0000	35,163
COVID-19 National School Lunch Program	10.555	006-0000	65,293
National School Lunch Program	10.555	006-0000	343,781
Cash Assistance Total			<u>619,107</u>
Total Child Nutrition Cluster			<u>668,602</u>
Total U.S. Department of Agriculture			<u>668,602</u>
U.S. DEPARTMENT OF EDUCATION			
<i>Passed Through Ohio Department of Education</i>			
Title I Grants to Local Educational Agencies:			
Title I Grants to Local Educational Agencies	84.010	572-9020	49,927
Title I Grants to Local Educational Agencies	84.010	572-9021	413,518
Expanding Opportunities	84.010	572-9921	8,771
School Quality Improvement Grant	84.010	572-9221	63,659
Total Title I Grants to Local Educational Agencies			<u>535,875</u>
Special Education Cluster:			
Special Education Grants to States (IDEA, Part B)	84.027	516-9021	365,309
Special Education Grants to States (IDEA, Part B)	84.027	516-9220	90
Total Special Education Cluster			<u>365,399</u>
Elementary and Secondary School Emergency Relief (ESSER):			
COVID-19 Elementary and Secondary School Emergency Relief (ESSER)	84.425 D	507-9221	951,495
COVID-19 Elementary and Secondary School Emergency Relief (ESSER)	84.425 D	507-9921	22,500
COVID-19 Elementary and Secondary School Emergency Relief (ESSER)	84.425 D	507-9021	65,097
Total COVID-19 Elementary and Secondary School Emergency Relief			<u>1,039,092</u>
Student Support and Academic Enrichment Program	84.424 A	599-9021	30,548
Improving Teacher Quality State Grants, Title II-A	84.367	590-9021	66,408
Total U.S. Department of Education			<u>2,037,322</u>
U.S. DEPARTMENT OF TREASURY			
<i>Passed Through Ohio Department of Education</i>			
COVID-19 Coronavirus Relief Fund	21.019	510-9021	82,256
COVID-19 Coronavirus Relief Fund	21.019	510-9221	45,655
Total COVID-19 Coronavirus Relief Fund			<u>127,911</u>
Total U.S. Department of Treasury			<u>127,911</u>
Total Expenditures of Federal Awards			<u>\$ 2,833,835</u>

The accompanying notes are an integral part of this schedule.

**FAIRLESS LOCAL SCHOOL DISTRICT
STARK COUNTY**

**NOTES TO THE SCHEDULE OF EXPENDITURES OF FEDERAL AWARDS
2 CFR 200.510(b)(6)
FOR THE YEAR ENDED JUNE 30, 2021**

NOTE A – BASIS OF PRESENTATION

The accompanying Schedule of Expenditures of Federal Awards (the Schedule) includes the federal award activity of Fairless Local School District (the District's) under programs of the federal government for the year ended June 30, 2021. The information on this Schedule is prepared in accordance with the requirements of Title 2 U.S. *Code of Federal Regulations* Part 200, *Uniform Administrative Requirements, Cost Principles, and Audit Requirements for Federal Awards* (Uniform Guidance). Because the Schedule presents only a selected portion of the operations of the District, it is not intended to and does not present the financial position or changes in net position of the District.

NOTE B – SUMMARY OF SIGNIFICANT ACCOUNTING POLICIES

Expenditures reported on the Schedule are reported on the cash basis of accounting. Such expenditures are recognized following the cost principles contained in Uniform Guidance wherein certain types of expenditures may or may not be allowable or may be limited as to reimbursement.

NOTE C – INDIRECT COST RATE

The District has elected not to use the 10-percent de minimis indirect cost rate as allowed under the Uniform Guidance.

NOTE D - CHILD NUTRITION CLUSTER

The District commingles cash receipts from the U.S. Department of Agriculture with similar State grants. When reporting expenditures on this Schedule, the District assumes it expends federal monies first.

NOTE E – FOOD DONATION PROGRAM

The District reports commodities consumed on the Schedule at the entitlement value. The District allocated donated food commodities to the respective program that benefitted from the use of those donated food commodities.

NOTE F - MATCHING REQUIREMENTS

Certain Federal programs require the District to contribute non-Federal funds (matching funds) to support the Federally-funded programs. The District has met its matching requirements. The Schedule does not include the expenditure of non-Federal matching funds.

OHIO AUDITOR OF STATE KEITH FABER



88 East Broad Street
Columbus, Ohio 43215
ContactUs@ohioauditor.gov
(800) 282-0370

INDEPENDENT AUDITOR'S REPORT ON INTERNAL CONTROL OVER FINANCIAL REPORTING AND ON COMPLIANCE AND OTHER MATTERS REQUIRED BY *GOVERNMENT AUDITING STANDARDS*

Fairless Local School District
Stark County
11885 Navarre Road SW
Navarre, Ohio 44662

To the Board of Education:

We have audited, in accordance with auditing standards generally accepted in the United States and the Comptroller General of the United States' *Government Auditing Standards*, the financial statements of the governmental activities, each major fund, and the aggregate remaining fund information of the Fairless Local School District, Stark County, (the District) as of and for the year ended June 30, 2021, and the related notes to the financial statements, which collectively comprise the District's basic financial statements and have issued our report thereon dated February 7, 2022. We noted the financial impact of COVID-19 and the continuing emergency measures which may impact subsequent periods of the District.

Internal Control Over Financial Reporting

As part of our financial statement audit, we considered the District's internal control over financial reporting (internal control) as a basis for designing audit procedures appropriate in the circumstances to the extent necessary to support our opinion on the financial statements, but not to the extent necessary to opine on the effectiveness of the District's internal control. Accordingly, we have not opined on it.

A *deficiency in internal control* exists when the design or operation of a control does not allow management or employees, when performing their assigned functions, to prevent, or detect and timely correct misstatements. A *material weakness* is a deficiency, or combination of internal control deficiencies resulting in a reasonable possibility that internal control will not prevent or detect and timely correct a material misstatement of the District's financial statements. A *significant deficiency* is a deficiency, or a combination of deficiencies, in internal control that is less severe than a material weakness, yet important enough to merit attention by those charged with governance.

Our consideration of internal control was for the limited purpose described in the first paragraph of this section and was not designed to identify all internal control deficiencies that might be material weaknesses or significant deficiencies. Given these limitations, we did not identify any deficiencies in internal control that we consider material weaknesses. However, unidentified material weaknesses may exist.

Compliance and Other Matters

As part of reasonably assuring whether the District's financial statements are free of material misstatement, we tested its compliance with certain provisions of laws, regulations, contracts, and grant agreements, noncompliance with which could directly and materially affect the financial statements. However, opining on compliance with those provisions was not an objective of our audit and accordingly, we do not express an opinion. The results of our tests disclosed no instances of noncompliance or other matters we must report under *Government Auditing Standards*.

Purpose of this Report

This report only describes the scope of our internal control and compliance testing and our testing results, and does not opine on the effectiveness of the District's internal control or on compliance. This report is an integral part of an audit performed under *Government Auditing Standards* in considering the District's internal control and compliance. Accordingly, this report is not suitable for any other purpose.



Keith Faber
Auditor of State
Columbus, Ohio

February 7, 2022

OHIO AUDITOR OF STATE KEITH FABER



88 East Broad Street
Columbus, Ohio 43215
ContactUs@ohioauditor.gov
(800) 282-0370

INDEPENDENT AUDITOR'S REPORT ON COMPLIANCE WITH REQUIREMENTS APPLICABLE TO THE MAJOR FEDERAL PROGRAM AND ON INTERNAL CONTROL OVER COMPLIANCE REQUIRED BY THE UNIFORM GUIDANCE

Fairless Local School District
Stark County
11885 Navarre Road SW
Navarre, Ohio 44662

To the Board of Education:

Report on Compliance for the Major Federal Program

We have audited Fairless Local School District's (the District) compliance with the applicable requirements described in the U.S. Office of Management and Budget (OMB) *Compliance Supplement* that could directly and materially affect Fairless Local School District's major federal program for the year ended June 30, 2021. The *Summary of Auditor's Results* in the accompanying schedule of findings identifies the District's major federal program.

Management's Responsibility

The District's Management is responsible for complying with federal statutes, regulations, and the terms and conditions of its federal awards applicable to its federal program.

Auditor's Responsibility

Our responsibility is to opine on the District's compliance for the District's major federal program based on our audit of the applicable compliance requirements referred to above. Our compliance audit followed auditing standards generally accepted in the United States of America; the standards for financial audits included in the Comptroller General of the United States' *Government Auditing Standards*; and the audit requirements of Title 2 U.S. *Code of Federal Regulations* Part 200, *Uniform Administrative Requirements, Cost Principles, and Audit Requirements for Federal Awards* (Uniform Guidance). These standards and the Uniform Guidance require us to plan and perform the audit to reasonably assure whether noncompliance with the applicable compliance requirements referred to above that could directly and materially affect a major federal program occurred. An audit includes examining, on a test basis, evidence about the District's compliance with those requirements and performing such other procedures as we considered necessary in the circumstances.

We believe our audit provides a reasonable basis for our compliance opinion on the District's major program. However, our audit does not provide a legal determination of the District's compliance.

Efficient • Effective • Transparent

Opinion on the Major Federal Program

In our opinion, Fairless Local School District complied, in all material respects with the compliance requirements referred to above that could directly and materially affect its major federal program for the year ended June 30, 2021.

Report on Internal Control Over Compliance

The District's management is responsible for establishing and maintaining effective internal control over compliance with the applicable compliance requirements referred to above. In planning and performing our compliance audit, we considered the District's internal control over compliance with the applicable requirements that could directly and materially affect a major federal program, to determine our auditing procedures appropriate for opining on each major federal program's compliance and to test and report on internal control over compliance in accordance with the Uniform Guidance, but not to the extent needed to opine on the effectiveness of internal control over compliance. Accordingly, we have not opined on the effectiveness of the District's internal control over compliance.

A deficiency in internal control over compliance exists when the design or operation of a control over compliance does not allow management or employees, when performing their assigned functions, to prevent, or to timely detect and correct, noncompliance with a federal program's applicable compliance requirement. A *material weakness in internal control over compliance* is a deficiency, or combination of deficiencies, in internal control over compliance, such that there is a reasonable possibility that material noncompliance with a federal program compliance requirement will not be prevented, or timely detected and corrected. A *significant deficiency in internal control over compliance* is a deficiency, or a combination of deficiencies, in internal control over compliance with federal program's applicable compliance requirement that is less severe than a material weakness in internal control over compliance, yet important enough to merit attention by those charged with governance.

Our consideration of internal control over compliance was for the limited purpose described in the first paragraph of this section and would not necessarily identify all deficiencies in internal control over compliance that might be material weaknesses or significant deficiencies. We did not identify any deficiencies in internal control over compliance that we consider to be material weaknesses. However, material weaknesses may exist that have not been identified.

This report only describes the scope of our internal control over compliance tests and the results of this testing based on Uniform Guidance requirements. Accordingly, this report is not suitable for any other purpose.



Keith Faber
Auditor of State
Columbus, Ohio

February 7, 2022

**FAIRLESS LOCAL SCHOOL DISTRICT
STARK COUNTY**

**SCHEDULE OF FINDINGS
2 CFR § 200.515
JUNE 30, 2021**

1. SUMMARY OF AUDITOR'S RESULTS

(d)(1)(i)	Type of Financial Statement Opinion	Unmodified
(d)(1)(ii)	Were there any material weaknesses in internal control reported at the financial statement level (GAGAS)?	No
(d)(1)(ii)	Were there any significant deficiencies in internal control reported at the financial statement level (GAGAS)?	No
(d)(1)(iii)	Was there any reported material noncompliance at the financial statement level (GAGAS)?	No
(d)(1)(iv)	Were there any material weaknesses in internal control reported for major federal programs?	No
(d)(1)(iv)	Were there any significant deficiencies in internal control reported for major federal programs?	No
(d)(1)(v)	Type of Major Programs' Compliance Opinion	Unmodified
(d)(1)(vi)	Are there any reportable findings under 2 CFR § 200.516(a)?	No
(d)(1)(vii)	Major Programs (list):	Elementary and Secondary School Emergency Relief (ESSER), 84.425D
(d)(1)(viii)	Dollar Threshold: Type A/B Programs	Type A: > \$ 750,000 Type B: all others
(d)(1)(ix)	Low Risk Auditee under 2 CFR § 200.520?	Yes

**2. FINDINGS RELATED TO THE FINANCIAL STATEMENTS
REQUIRED TO BE REPORTED IN ACCORDANCE WITH GAGAS**

None

3. FINDINGS AND QUESTIONED COSTS FOR FEDERAL AWARDS

None

This page intentionally left blank.

OHIO AUDITOR OF STATE KEITH FABER



FAIRLESS LOCAL SCHOOL DISTRICT

STARK COUNTY

AUDITOR OF STATE OF OHIO CERTIFICATION

This is a true and correct copy of the report, which is required to be filed pursuant to Section 117.26, Revised Code, and which is filed in the Office of the Ohio Auditor of State in Columbus, Ohio.



Certified for Release 3/8/2022

88 East Broad Street, Columbus, Ohio 43215
Phone: 614-466-4514 or 800-282-0370

This report is a matter of public record and is available online at
www.ohioauditor.gov