



OHIO AUDITOR OF STATE
KEITH FABER



**WOODMORE LOCAL SCHOOL DISTRICT
SANDUSKY COUNTY
JUNE 30, 2019**

TABLE OF CONTENTS

TITLE	PAGE
Independent Auditor's Report	1
Prepared by Management:	
Management's Discussion and Analysis	3
Basic Financial Statements:	
Government-wide Financial Statements:	
Statement of Net Position	14
Statement of Activities.....	15
Fund Financial Statements:	
Balance Sheet – Governmental Funds	16
Reconciliation of Total Governmental Fund Balances to Net Position of Governmental Activities	17
Statement of Revenues, Expenditures and Changes in Fund Balances – Governmental Funds.....	18
Reconciliation of the Statement of Revenues, Expenditures and Changes in Fund Balances of Governmental Funds to the Statement of Activities.....	19
Statement of Revenues, Expenditures and Changes in Fund Balance – Budget and Actual (Non-GAAP Budgetary Basis) – General Fund	20
Statement of Fiduciary Net Position – Fiduciary Funds.....	21
Statement of Changes in Fiduciary Net Position – Fiduciary Fund	22
Notes to the Basic Financial Statements.....	23
Schedules of Required Supplementary Information:	
Schedule of the District's Proportionate Share of the Net Pension Liability:	
School Employees Retirement System (SERS) of Ohio.....	65
State Teachers Retirement System (STRS) of Ohio	67
Schedule of District Pension Contributions:	
School Employees Retirement System (SERS) of Ohio.....	69
State Teachers Retirement System (STRS) of Ohio	71

**WOODMORE LOCAL SCHOOL DISTRICT
SANDUSKY COUNTY
JUNE 30, 2019**

**TABLE OF CONTENTS
(Continued)**

TITLE	PAGE
Schedule of the District's Proportionate Share of the Net OPEB Liability – School Employees Retirement System (SERS) of Ohio	73
Schedule of the District's Proportionate Share of the Net OPEB Liability/Asset – State Teachers Retirement System (STRS) of Ohio	74
Schedule of District OPEB Contributions:	
School Employees Retirement System (SERS) of Ohio.....	75
State Teachers Retirement System (STRS) of Ohio	77
Notes to the Required Supplementary Information	79
Independent Auditor's Report on Internal Control Over Financial Reporting and on Compliance and Other Matters Required by <i>Government Auditing Standards</i>	81
Schedule of Findings.....	83
Prepared by Management:	
Summary Schedule of Prior Audit Findings.....	84

OHIO AUDITOR OF STATE KEITH FABER



One Government Center, Suite 1420
Toledo, Ohio 43604-2246
(419) 245-2811 or (800) 443-9276
NorthwestRegion@ohioauditor.gov

INDEPENDENT AUDITOR'S REPORT

Woodmore Local School District
Sandusky County
349 Rice Street, P.O. Box 701
Elmore, Ohio 43416-0701

To the Board of Education:

Report on the Financial Statements

We have audited the accompanying financial statements of the governmental activities, each major fund, and the aggregate remaining fund information of Woodmore Local School District, Sandusky County, Ohio (the District), as of and for the year ended June 30, 2019, and the related notes to the financial statements, which collectively comprise the District's basic financial statements as listed in the table of contents.

Management's Responsibility for the Financial Statements

Management is responsible for preparing and fairly presenting these financial statements in accordance with accounting principles generally accepted in the United States of America; this includes designing, implementing, and maintaining internal control relevant to preparing and fairly presenting financial statements that are free from material misstatement, whether due to fraud or error.

Auditor's Responsibility

Our responsibility is to opine on these financial statements based on our audit. We audited in accordance with auditing standards generally accepted in the United States of America and the financial audit standards in the Comptroller General of the United States' *Government Auditing Standards*. Those standards require us to plan and perform the audit to reasonably assure the financial statements are free from material misstatement.

An audit requires obtaining evidence about financial statement amounts and disclosures. The procedures selected depend on our judgment, including assessing the risks of material financial statement misstatement, whether due to fraud or error. In assessing those risks, we consider internal control relevant to the District's preparation and fair presentation of the financial statements in order to design audit procedures that are appropriate in the circumstances, but not to the extent needed to opine on the effectiveness of the District's internal control. Accordingly, we express no such opinion. An audit also includes evaluating the appropriateness of management's accounting policies and the reasonableness of their significant accounting estimates, as well as our evaluation of the overall financial statement presentation.

We believe the audit evidence we obtained is sufficient and appropriate to support our audit opinions.

Opinion

In our opinion, the financial statements referred to above present fairly, in all material respects, the respective financial position of the governmental activities, each major fund, and the aggregate remaining fund information of Woodmore Local School District, Sandusky County, Ohio, as of June 30, 2019, and the respective changes in financial position thereof and the budgetary comparison for the General fund thereof for the year then ended in accordance with the accounting principles generally accepted in the United States of America.

Other Matters

Required Supplementary Information

Accounting principles generally accepted in the United States of America require this presentation to include *management's discussion and analysis*, and schedules of net pension and other post-employment benefit liabilities and pension and other post-employment benefit contributions listed in the table of contents, to supplement the basic financial statements. Although this information is not part of the basic financial statements, the Governmental Accounting Standards Board considers it essential for placing the basic financial statements in an appropriate operational, economic, or historical context. We applied certain limited procedures to the required supplementary information in accordance with auditing standards generally accepted in the United States of America, consisting of inquiries of management about the methods of preparing the information and comparing the information for consistency with management's responses to our inquiries, to the basic financial statements, and other knowledge we obtained during our audit of the basic financial statements. We do not opine or provide any assurance on the information because the limited procedures do not provide us with sufficient evidence to opine or provide any other assurance.

Other Reporting Required by Government Auditing Standards

In accordance with *Government Auditing Standards*, we have also issued our report dated April 9, 2020, on our consideration of the District's internal control over financial reporting and our tests of its compliance with certain provisions of laws, regulations, contracts and grant agreements and other matters. That report describes the scope of our internal control testing over financial reporting and compliance, and the results of that testing, and does not opine on internal control over financial reporting or on compliance. That report is an integral part of an audit performed in accordance with *Government Auditing Standards* in considering the District's internal control over financial reporting and compliance.



Keith Faber
Auditor of State

Columbus, Ohio

April 9, 2020

**WOODMORE LOCAL SCHOOL DISTRICT
SANDUSKY COUNTY**

MANAGEMENT'S DISCUSSION AND ANALYSIS
FOR THE FISCAL YEAR ENDED JUNE 30, 2019
UNAUDITED

The management's discussion and analysis of Woodmore Local School District's (the District) financial performance provides an overall review of the District's financial activities for the fiscal year ended June 30, 2019. The intent of this discussion and analysis is to look at the District's financial performance as a whole; readers should also review the basic financial statements and the notes to the basic financial statements to enhance their understanding of the District's financial performance.

Financial Highlights

Key financial highlights for fiscal year 2019 are as follows:

- In total, net position of governmental activities increased \$1,788,420 which represents a 117.53% increase from the 2018 net position.
- General revenues accounted for \$10,880,601 in revenue or 82.67% of all revenues. Program specific revenues in the form of charges for services and sales, grants and contributions accounted for \$2,280,134 or 17.33% of total revenues of \$13,160,735.
- The District had \$11,372,315 in expenses related to governmental activities; \$2,280,134 of these expenses were offset by program specific charges for services, grants or contributions. General revenues supporting governmental activities (primarily taxes and unrestricted grants and entitlements) of \$10,880,601 were adequate to provide for these programs.
- The District's major governmental funds are the General fund and Bond Retirement fund. The General fund had \$11,155,452 in revenues and \$11,732,524 in expenditures. During fiscal year 2019, the General fund's fund balance decreased \$577,072 from a balance of \$2,321,935 to \$1,744,863.
- The Bond Retirement fund had \$725,329 in revenues and \$826,903 in expenditures. During fiscal year 2019, the Bond Retirement fund's fund balance decreased \$101,574 from a balance of \$501,736 to \$400,162.

Using the Basic Financial Statements

This annual report consists of a series of financial statements and notes to those statements. These statements are organized so the reader can understand the District as a financial whole, an entire operating entity. The statements then proceed to provide an increasingly detailed look at specific financial activities.

The *statement of net position* and *statement of activities* provide information about the activities of the whole District, presenting both an aggregate view of the District's finances and a longer-term view of those finances. Fund financial statements provide the next level of detail. For governmental funds, these statements tell how services were financed in the short-term as well as what remains for future spending. The fund financial statements also look at the District's most significant funds with all other nonmajor funds presented in total in one column. In the case of the District, the General fund and Bond Retirement fund are the most significant funds, and the only governmental funds reported as major funds.

Reporting the District as a Whole

Statement of Net Position and the Statement of Activities

While this document contains the large number of funds used by the District to provide programs and activities, the view of the District as a whole looks at all financial transactions and asks the question, "How did we do financially during fiscal year 2019?" The statement of net position and the statement of activities answer this question. These statements include *all assets, deferred outflows of resources, liabilities deferred inflows of resources, revenues and expenses* using the *accrual basis of accounting* similar to the accounting used by most private-sector companies. This basis of accounting will take into account all of the current year's revenues and expenses regardless of when cash is received or paid.

**WOODMORE LOCAL SCHOOL DISTRICT
SANDUSKY COUNTY**

MANAGEMENT'S DISCUSSION AND ANALYSIS
FOR THE FISCAL YEAR ENDED JUNE 30, 2019
UNAUDITED
(Continued)

These two statements report the District's *net position* and changes in that position. This change in net position is important because it tells the reader that, for the District as a whole, the *financial position* of the District has improved or diminished. The causes of this change may be the result of many factors, some financial, some not. Non-financial factors include the District's property tax base, current property tax laws in Ohio restricting revenue growth, facility conditions, required educational programs and other factors.

In the statement of net position and the statement of activities, the governmental activities include the District's programs and services, including instruction, support services, operation and maintenance of plant, pupil transportation, extracurricular activities, and food service operations.

Reporting the District's Most Significant Funds

Fund Financial Statements

Fund financial reports provide detailed information about the District's major funds. The District uses many funds to account for a multitude of financial transactions. However, these fund financial statements focus on the District's most significant funds. The District's major governmental funds are the General fund and Bond Retirement fund.

Governmental Funds

Most of the District's activities are reported in governmental funds, which focus on how money flows into and out of those funds and the balances left at year-end available for spending in future periods. These funds are reported using an accounting method called *modified accrual* accounting, which measures cash and all other *financial assets* than can readily be converted to cash. The governmental fund financial statements provide a detailed *short-term* view of the District's general government operations and the basic services it provides. Governmental fund information helps you determine whether there are more or fewer financial resources that can be spent in the near future to finance educational programs. The relationship (or differences) between governmental *activities* (reported in the statement of net position and the statement of activities) and governmental *funds* is reconciled in the basic financial statements.

Reporting the District's Fiduciary Responsibilities

The District is the trustee, or fiduciary, for its scholarship programs. This activity is presented as a private-purpose trust fund. The District also acts in a trustee capacity as an agent for individuals or other entities. These activities are reported in agency funds. All of the District's fiduciary activities are reported in separate statements of fiduciary net position and changes in fiduciary net position. These activities are excluded from the District's other financial statements because the assets cannot be utilized by the District to finance its operations.

Notes to the Basic Financial Statements

The notes provide additional information that is essential to a full understanding of the data provided in the government-wide and fund financial statements.

Required Supplemental Information

In addition to the basic financial statements and accompanying notes, this report also presents certain required supplementary information concerning the District's net position and net OPEB asset/liability.

**WOODMORE LOCAL SCHOOL DISTRICT
SANDUSKY COUNTY**

MANAGEMENT'S DISCUSSION AND ANALYSIS
FOR THE FISCAL YEAR ENDED JUNE 30, 2019
UNAUDITED
(Continued)

The District as a Whole

The statement of net position provides the perspective of the District as a whole. The table below provides a summary of the District's net position at June 30, 2019 and June 30, 2018.

	Net Position	
	Governmental Activities	Governmental Activities
	<u>2019</u>	<u>2018</u>
<u>Assets</u>		
Current and other assets	\$ 9,849,277	\$ 9,515,572
Capital assets, net	<u>28,696,018</u>	<u>27,779,223</u>
Total assets	<u>38,545,295</u>	<u>37,294,795</u>
<u>Deferred Outflows of Resources</u>		
Pension	3,322,863	3,792,400
OPEB	<u>190,420</u>	<u>125,971</u>
Total deferred outflows of resources	<u>3,513,283</u>	<u>3,918,371</u>
<u>Liabilities</u>		
Current liabilities	1,635,577	1,588,349
Long-term liabilities:		
Due within one year	299,964	360,722
Due within more than one year:		
Net pension liability	12,114,897	12,744,624
Net OPEB liability	1,205,298	2,865,652
Other amounts	<u>16,196,378</u>	<u>16,244,115</u>
Total liabilities	<u>31,452,114</u>	<u>33,803,462</u>
<u>Deferred Inflows of Resources</u>		
Property taxes levied for the next fiscal year	4,811,839	4,402,931
Pension	1,175,813	1,081,370
OPEB	<u>1,308,673</u>	<u>403,684</u>
Total deferred inflows of resources	<u>7,296,325</u>	<u>5,887,985</u>
<u>Net Position</u>		
Net investment in capital assets	13,499,016	12,475,905
Restricted	906,955	885,241
Unrestricted (deficit)	<u>(11,095,832)</u>	<u>(11,839,427)</u>
Total net position	<u>\$ 3,310,139</u>	<u>\$ 1,521,719</u>

**WOODMORE LOCAL SCHOOL DISTRICT
SANDUSKY COUNTY**

MANAGEMENT'S DISCUSSION AND ANALYSIS
FOR THE FISCAL YEAR ENDED JUNE 30, 2019
UNAUDITED
(Continued)

The net pension liability is reported pursuant to Governmental Accounting Standards Board (GASB) Statement 68, "Accounting and Financial Reporting for Pensions—an Amendment of GASB Statement 27." The net other postemployment benefits (OPEB) liability/asset is reported pursuant to GASB Statement 75, "Accounting and Financial Reporting for Postemployment Benefits Other Than Pensions." For reasons discussed below, many end users of this financial statement will gain a clearer understanding of the District's actual financial condition by adding deferred inflows related to pension and OPEB, the net pension liability, and the net OPEB liability to the reported net position and subtracting deferred outflows related to pension and OPEB and the net OPEB asset.

GASB standards are national and apply to all government financial reports prepared in accordance with generally accepted accounting principles. Prior accounting for pensions (GASB 27) and postemployment benefits (GASB 45) focused on a funding approach. This approach limited pension and OPEB costs to contributions annually required by law, which may or may not be sufficient to fully fund each plan's *net pension liability* or *net OPEB liability*. GASB 68 and GASB 75 take an earnings approach to pension and OPEB accounting; however, the nature of Ohio's statewide pension/OPEB plans and state law governing those systems requires additional explanation in order to properly understand the information presented in these statements.

GASB 68 and GASB 75 require the net pension liability and the net OPEB liability to equal the District's proportionate share of each plan's collective:

1. Present value of estimated future pension/OPEB benefits attributable to active and inactive employees' past service.
2. Minus plan assets available to pay these benefits.

GASB notes that pension and OPEB obligations, whether funded or unfunded, are part of the "employment exchange" – that is, the employee is trading his or her labor in exchange for wages, benefits, and the promise of a future pension and other postemployment benefits. GASB noted that the unfunded portion of this promise is a present obligation of the government, part of a bargained-for benefit to the employee, and should accordingly be reported by the government as a liability since they received the benefit of the exchange. However, the District is not responsible for certain key factors affecting the balance of these liabilities. In Ohio, the employee shares the obligation of funding pension benefits with the employer. Both employer and employee contribution rates are capped by State statute. A change in these caps requires action of both Houses of the General Assembly and approval of the Governor. Benefit provisions are also determined by State statute. The Ohio Revised Code permits, but does not require, the retirement systems to provide healthcare to eligible benefit recipients. The retirement systems may allocate a portion of the employer contributions to provide for these OPEB benefits.

The employee enters the employment exchange with the knowledge that the employer's promise is limited not by contract but by law. The employer enters the exchange also knowing that there is a specific, legal limit to its contribution to the retirement system. In Ohio, there is no legal means to enforce the unfunded liability of the pension/OPEB plan *as against the public employer*. State law operates to mitigate/lessen the moral obligation of the public employer to the employee, because all parties enter the employment exchange with notice as to the law. The retirement system is responsible for the administration of the pension and OPEB plans.

Most long-term liabilities have set repayment schedules or, in the case of compensated absences (i.e. sick and vacation leave), are satisfied through paid time-off or termination payments. There is no repayment schedule for the net pension liability or the net OPEB liability. As explained above, changes in benefits, contribution rates, and return on investments affect the balance of these liabilities but are outside the control of the local government. In the event that contributions, investment returns, and other changes are insufficient to keep up with required payments, State statute does not assign/identify the responsible party for the unfunded portion. Due to the unique nature of how the net pension liability and the net OPEB liability are satisfied, these liabilities are separately identified within the long-term liability section of the statement of net position.

**WOODMORE LOCAL SCHOOL DISTRICT
SANDUSKY COUNTY**

MANAGEMENT'S DISCUSSION AND ANALYSIS
FOR THE FISCAL YEAR ENDED JUNE 30, 2019
UNAUDITED
(Continued)

In accordance with GASB 68 and GASB 75, the District's statements prepared on an accrual basis of accounting include an annual pension expense and an annual OPEB expense for their proportionate share of each plan's *change* in net pension liability and net OPEB liability, respectively, not accounted for as deferred inflows/outflows.

Over time, net position can serve as a useful indicator of a government's financial position. At June 30, 2019, the District's assets and deferred outflows of resources exceeded liabilities and deferred inflows of resources by \$3,310,139. Of this total, \$906,955 is restricted in use.

Deferred outflows related to pension decreased primarily due to changes in assumptions by the State Teachers Retirement System (STRS). See Note 13 for more detail.

Total assets include a net OPEB asset reported by STRS. See Note 14 for more detail. STRS did not report a net pension asset in the prior year.

At fiscal year-end, capital assets represented 74.44% of total assets. Capital assets included land, construction in progress, land improvements, buildings and improvements, furniture and equipment and vehicles. Net investment in capital assets at June 30, 2019, was \$13,499,016. These capital assets are used to provide services to the students and are not available for future spending. Although the District's investment in capital assets is reported net of related debt, it should be noted that the resources to repay the debt must be provided from other sources, since capital assets may not be used to liquidate these liabilities.

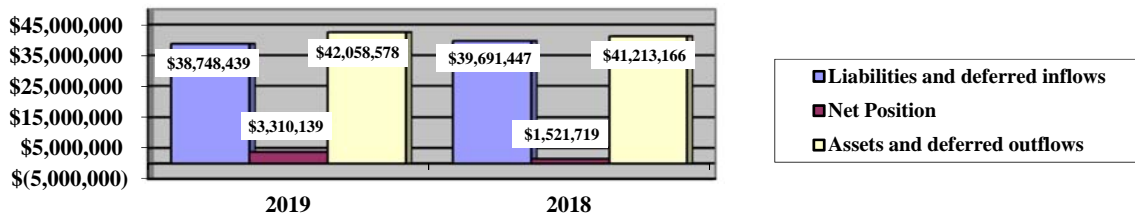
Deferred inflows related to OPEB increased primarily due to changes in assumptions by STRS. See Note 14 for more detail.

Long-term liabilities decreased primarily due to a decrease in the net pension liability and net OPEB liability. These liabilities are outside of the control of the District. The District contributes its statutorily required contributions to the pension systems; however, it's the pension systems that collect, hold and distribute pensions and OPEB to District employees, not the District.

A portion of the District's net position, \$906,955, represents resources that are subject to external restriction on how they may be used. The remaining balance of unrestricted net position is a deficit of \$11,095,832.

The graph below presents the District's governmental activities liabilities and deferred inflows, net position and assets as of June 30, 2019 and June 30, 2018.

Governmental Activities



**WOODMORE LOCAL SCHOOL DISTRICT
SANDUSKY COUNTY**

MANAGEMENT'S DISCUSSION AND ANALYSIS
FOR THE FISCAL YEAR ENDED JUNE 30, 2019
UNAUDITED
(Continued)

The table below shows the change in net position for fiscal years 2019 and 2018.

	Change in Net Position	
	Governmental Activities <u>2019</u>	Governmental Activities <u>2018</u>
<u>Revenues</u>		
Program revenues:		
Charges for services and sales	\$ 1,329,647	\$ 1,213,093
Operating grants and contributions	950,487	1,356,734
General revenues:		
Property taxes	5,210,860	5,468,144
Grants and entitlements	5,385,325	5,452,708
Payment in lieu of taxes	-	21,000
Investment earnings	115,516	48,377
Miscellaneous	<u>168,900</u>	<u>118,283</u>
Total revenues	<u>13,160,735</u>	<u>13,678,339</u>
<u>Expenses</u>		
Program expenses:		
Instruction:		
Regular	3,810,606	2,864,520
Special	1,587,680	931,910
Vocational	5,739	2,510
Other	1,674	918
Support services:		
Pupil	730,351	290,071
Instructional staff	462,579	422,718
Board of education	97,973	145,074
Administration	700,288	466,002
Fiscal	371,898	270,098
Operations and maintenance	1,525,126	1,414,688
Pupil transportation	584,873	334,145
Central	1,650	-
Operation of non instructional services:		
Other non-instructional services	65,072	48,778
Food service operations	330,853	224,734
Extracurricular activities	397,788	203,287
Interest and fiscal charges	<u>698,165</u>	<u>892,653</u>
Total expenses	<u>11,372,315</u>	<u>8,512,106</u>
Change in net position	1,788,420	5,166,233
Net position (deficit) at beginning of year	<u>1,521,719</u>	<u>(3,644,514)</u>
Net position at end of year	<u>\$ 3,310,139</u>	<u>\$ 1,521,719</u>

**WOODMORE LOCAL SCHOOL DISTRICT
SANDUSKY COUNTY**

MANAGEMENT'S DISCUSSION AND ANALYSIS
FOR THE FISCAL YEAR ENDED JUNE 30, 2019
UNAUDITED
(Continued)

Governmental Activities

Net position of the District's governmental activities increased \$1,788,420. Total governmental expenses of \$11,372,315 were offset by program revenues of \$2,280,134 and general revenues of \$10,880,601. Program revenues supported 20.05% of the total governmental expenses.

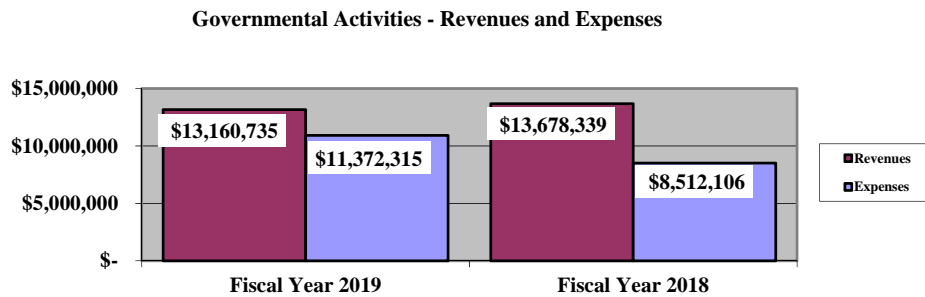
Overall, expenses of the governmental activities increased \$2,860,209 or 33.60%. This increase is primarily the result of the State Teachers Retirement System (STRS) indefinitely suspending the Cost of Living Adjustment (COLA) and the School Employees Retirement System (SERS) lowering the COLA from 3.00% to 2.50% in fiscal year 2018. The expenses of the governmental activities are comparable to fiscal year 2017 expenses before the STRS and SERS COLA adjustments.

On an accrual basis, the District reported \$903,558 and (\$4,215,839) in pension expense for fiscal year 2019 and 2018, respectively. In addition, the District reported (\$1,488,928) and (\$450,442) in OPEB expense for fiscal year 2019 and 2018, respectively. The increase in both the net pension expense and the OPEB expense from fiscal year 2018 to fiscal year 2019 was \$4,080,911. This increase is primarily the result of the benefit changes by the retirement systems. Fluctuations in the pension and OPEB expense makes it difficult to compare financial information between years. Pension and OPEB expense are components of program expenses reported on the statement of activities. The District's total expenses for fiscal year 2019 are comparable to total fiscal year 2017 expenses.

The primary sources of revenue for governmental activities are derived from property taxes, and unrestricted grants and entitlements. These revenue sources represent 80.51% of total governmental revenue.

The largest expense of the District is for instructional programs. Instruction expenses totaled \$5,405,699 or 47.53% of total governmental expenses for fiscal year 2019.

The graph below presents the District's governmental activities revenue and expenses for fiscal years 2019 and 2018.



The statement of activities shows the cost of program services and the charges for services and grants offsetting those services. The following table shows, for governmental activities, the total cost of services and the net cost of services. That is, it identifies the cost of these services supported by tax revenue and unrestricted State grants and entitlements.

**WOODMORE LOCAL SCHOOL DISTRICT
SANDUSKY COUNTY**

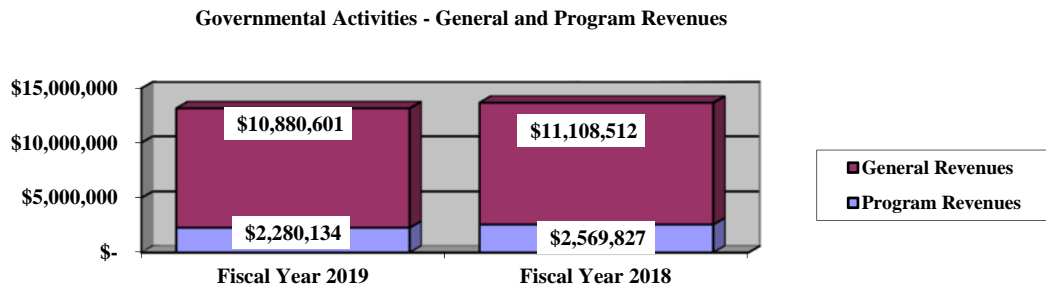
MANAGEMENT'S DISCUSSION AND ANALYSIS
FOR THE FISCAL YEAR ENDED JUNE 30, 2019
UNAUDITED
(Continued)

Governmental Activities

	Total Cost of Services <u>2019</u>	Net Cost of Services <u>2019</u>	Total Cost of Services <u>2018</u>	Net Cost of Services <u>2018</u>
Program expenses				
Instruction:				
Regular	\$ 3,810,606	\$ 3,128,937	\$ 2,864,520	\$ 2,040,387
Special	1,587,680	761,233	931,910	(52,836)
Vocational	5,739	(186,408)	2,510	(147,952)
Other	1,674	1,674	918	918
Support services:				
Pupil	730,351	730,274	290,071	258,559
Instructional staff	462,579	430,767	422,718	388,731
Board of education	97,973	97,973	145,074	145,074
Administration	700,288	699,000	466,002	454,452
Fiscal	371,898	371,898	270,098	270,098
Operations and maintenance	1,525,126	1,477,444	1,414,688	1,377,941
Pupil transportation	584,873	568,931	334,145	316,578
Central	1,650	1,650	-	-
Operations of non-instructional services:				
Non-instructional services	65,072	1,587	48,778	(27,442)
Food service operations	330,853	44,590	224,734	(31,309)
Extracurricular activities	397,788	264,466	203,287	56,427
Interest and fiscal charges	698,165	698,165	892,653	892,653
Total expenses	<u>\$ 11,372,315</u>	<u>\$ 9,092,181</u>	<u>\$ 8,512,106</u>	<u>\$ 5,942,279</u>

The dependence upon tax and other general revenues for governmental activities is apparent; 68.55% of instruction activities are supported through taxes and other general revenues. For all governmental activities, general revenue support is 79.95%. The District's taxpayers and unrestricted grants and entitlements from the State of Ohio as a whole, are by far the primary support for District's students.

The graph below presents the District's governmental activities revenue for fiscal years 2019 and 2018.



**WOODMORE LOCAL SCHOOL DISTRICT
SANDUSKY COUNTY**

MANAGEMENT'S DISCUSSION AND ANALYSIS
FOR THE FISCAL YEAR ENDED JUNE 30, 2019
UNAUDITED
(Continued)

The District's Funds

The District's governmental funds reported a combined fund balance of \$2,810,308, which is less than last year's balance of \$3,530,950. The schedule below indicates the fund balance and the total change in fund balance as of June 30, 2019 and June 30, 2018.

	<u>Fund Balance</u> <u>June 30, 2019</u>	<u>Fund Balance</u> <u>June 30, 2018</u>	<u>Increase</u> <u>(Decrease)</u>	<u>Percentage</u> <u>Change</u>
General	\$ 1,744,863	\$ 2,321,935	\$ (577,072)	(24.85) %
Bond retirement	400,162	501,736	(101,574)	(20.24) %
Other governmental	<u>665,283</u>	<u>707,279</u>	<u>(41,996)</u>	(5.94) %
Total	<u>\$ 2,810,308</u>	<u>\$ 3,530,950</u>	<u>\$ (720,642)</u>	(20.41) %

General Fund

The table that follows assists in illustrating the financial activities and fund balance of the General fund.

	<u>2019</u> <u>Amount</u>	<u>2018</u> <u>Amount</u>	<u>Increase/</u> <u>(Decrease)</u>	<u>Percentage</u> <u>Change</u>
<u>Revenues</u>				
Taxes	\$ 4,216,705	\$ 4,360,676	\$ (143,971)	(3.30) %
Tuition	801,014	682,039	118,975	17.44 %
Earnings on investments	112,105	48,594	63,511	130.70 %
Intergovernmental	5,650,917	5,717,060	(66,143)	(1.16) %
Other revenues	<u>374,711</u>	<u>395,938</u>	<u>(21,227)</u>	(5.36) %
Total	<u>\$ 11,155,452</u>	<u>\$ 11,204,307</u>	<u>\$ (48,855)</u>	(0.44) %
<u>Expenditures</u>				
Instruction	\$ 7,117,818	\$ 6,451,196	\$ 666,622	10.33 %
Support services	4,259,256	4,053,992	205,264	5.06 %
Extracurricular activities	303,361	284,379	18,982	6.67 %
Facilities acquisition and construction	-	2,300	(2,300)	(100.00) %
Operation of non-instructional services	448	-	448	100.00 %
Debt service	<u>51,641</u>	<u>51,642</u>	<u>(1)</u>	(0.00) %
Total	<u>\$ 11,732,524</u>	<u>\$ 10,843,509</u>	<u>\$ 889,015</u>	8.20 %

Overall revenues of the General fund decreased \$48,855 or 0.44%. Earnings on investments increased \$63,511 or 130.70% due to interest rates on the investments held by the District in fiscal year 2019. Tuition revenue increased \$118,975 or 17.44% due to more open enrollment income. Other revenues decreased as a result of decreased refunds and reimbursements. All other revenues remained comparable to prior year.

**WOODMORE LOCAL SCHOOL DISTRICT
SANDUSKY COUNTY**

MANAGEMENT'S DISCUSSION AND ANALYSIS
FOR THE FISCAL YEAR ENDED JUNE 30, 2019
UNAUDITED
(Continued)

Instruction and support services of the General fund increased \$871,886, primarily due to the addition of certified and administrative staff positions during fiscal year 2019. All other expenditures remained comparable to prior year.

Bond Retirement Fund

The Bond Retirement fund had \$725,329 in revenues and \$826,903 in expenditures. During fiscal year 2019, the Bond Retirement fund's fund balance decreased \$101,574 from a balance of \$501,736 to \$400,162.

General Fund Budgeting Highlights

The District's budget is prepared per Ohio law and is based on accounting for certain transactions on a basis of cash receipts, disbursements and encumbrances. The most significant budgeted fund is the General fund.

For the General fund, original budgeted revenues and other financing sources were \$11,011,648 which was the same as the final budgeted revenues and other financing sources. Actual revenues and other financing sources for fiscal year 2019 were \$11,527,082. This represents a \$515,434 increase over final budgeted revenues.

General fund original appropriations and other financing uses (appropriated expenditures) were \$11,295,336 (excluding advances), while final appropriations totaled \$11,869,135. The actual budget basis expenditures and other financing uses (excluding advances) for fiscal year 2019 totaled \$11,716,165, which was \$152,970 less than the final budget appropriations.

Capital Assets and Debt Administration

Capital Assets

At the end of fiscal year 2019, the District had \$28,696,018 invested in land, construction in progress, land improvements, buildings and improvements, furniture and equipment and vehicles. This entire amount is reported in governmental activities. The table on the following page shows June 30, 2019 balances compared to the amount of capital assets at June 30, 2018.

	Capital Assets at June 30 (Net of Depreciation)	
	<u>Governmental Activities</u>	
	<u>2019</u>	<u>2018</u>
Land	\$ 174,516	\$ 174,516
Construction in progress	77,877	-
Land improvements	91,226	88,919
Building and improvements	26,155,766	26,076,299
Furniture and equipment	1,854,349	1,106,548
Vehicles	<u>342,284</u>	<u>332,941</u>
Total	<u>\$ 28,696,018</u>	<u>\$ 27,779,223</u>

The overall increase in capital assets is due to capital outlays of \$1,866,846 exceeding depreciation expense of \$916,151 and disposals (net of accumulated depreciation) of \$33,900 in the current period. See Note 8 to the basic financial statements for additional information on the District's capital assets.

**WOODMORE LOCAL SCHOOL DISTRICT
SANDUSKY COUNTY**

MANAGEMENT'S DISCUSSION AND ANALYSIS
FOR THE FISCAL YEAR ENDED JUNE 30, 2019
UNAUDITED
(Continued)

Debt Administration

At June 30, 2019, the District had \$15,729,430 in capital leases and general obligation bonds outstanding. Of this amount \$15,503,573 is due within more than one year and \$225,857 is due within one year. The following table summarizes the debt outstanding.

Outstanding Debt, at Year End

	Governmental Activities <u>2019</u>	Governmental Activities <u>2018</u>
Capital lease obligation	\$ 35,028	\$ 81,764
General obligation bonds	<u>15,694,402</u>	<u>15,812,481</u>
Total	<u>\$ 15,729,430</u>	<u>\$ 15,894,245</u>

At June 30, 2019, the District's voted debt margin was \$511,332 (including available funds of \$400,162). See Note 10 to the basic financial statements for additional information on the District's debt administration.

Current Financial Related Activities

The District is doing everything possible under the current financial restraints to maintain high standards of service to our students and community. The District continues to monitor its financial future in order to optimize the dollars available for educating the students it serves.

The District has made many budget reductions over the last several years and is continuing to look at all areas to try to save more. The current five-year forecast shows a positive cash balance through fiscal year 2023. Because of this, the district has begun adding back some of the reduced positions. The District began deficit spending in fiscal year 2019 and will need to continue to evaluate its financial position as it tries to improve the district while still remaining financially viable.

Contacting the District's Financial Management

This financial report is designed to provide our citizens, taxpayers, and investors and creditors with a general overview of the District's finances and to show the District's accountability for the money it receives. If you have questions about this report or need additional financial information contact Mr. Daniel Russomanno, Treasurer, Woodmore Local School District, 349 Rice Street, P.O. Box 701, Elmore, Ohio 43416-0701.

This page intentionally left blank.

**WOODMORE LOCAL SCHOOL DISTRICT
SANDUSKY COUNTY**

STATEMENT OF NET POSITION
JUNE 30, 2019

	Governmental Activities
Assets:	
Equity in pooled cash and investments	\$ 3,326,718
Receivables:	
Property taxes	5,688,897
Accounts	750
Accrued interest	6,277
Intergovernmental	36,144
Prepayments	57,081
Materials and supplies inventory	25,729
Inventory held for resale	1,938
Net OPEB asset	705,743
Capital assets:	
Nondepreciable capital assets	252,393
Depreciable capital assets, net	28,443,625
Capital assets, net	<u>28,696,018</u>
Total assets	<u>38,545,295</u>
Deferred outflows of resources:	
Pension	3,322,863
OPEB	190,420
Total deferred outflows of resources	<u>3,513,283</u>
Liabilities:	
Accounts payable	31,665
Contracts payable	6,878
Accrued wages and benefits payable	1,087,990
Intergovernmental payable	64,442
Pension and postemployment benefits payable	186,795
Accrued interest payable	257,807
Long-term liabilities:	
Due within one year	299,964
Due in more than one year:	
Net pension liability	12,114,897
Other amounts due in more than one year	16,196,378
Net OPEB liability	1,205,298
Total liabilities	<u>31,452,114</u>
Deferred inflows of resources:	
Property taxes levied for the next fiscal year	4,811,839
Pension	1,175,813
OPEB	1,308,673
Total deferred inflows of resources	<u>7,296,325</u>
Net position:	
Net investment in capital assets	13,499,016
Restricted for:	
Capital projects	486,160
Classroom facilities maintenance	389,439
Locally funded programs	1,547
State funded programs	23,380
Other purposes	6,429
Unrestricted (deficit)	<u>(11,095,832)</u>
Total net position	<u>\$ 3,310,139</u>

SEE ACCOMPANYING NOTES TO THE BASIC FINANCIAL STATEMENTS

**WOODMORE LOCAL SCHOOL DISTRICT
SANDUSKY COUNTY**

STATEMENT OF ACTIVITIES
FOR THE FISCAL YEAR ENDED JUNE 30, 2019

	Expenses	Program Revenues		Net (Expense) Revenue and Changes in Net Position Governmental Activities
		Charges for Services and Sales	Operating Grants and Contributions	
Governmental activities:				
Instruction:				
Regular	\$ 3,810,606	\$ 662,797	\$ 18,872	\$ (3,128,937)
Special	1,587,680	206,309	620,138	(761,233)
Vocational	5,739	178,976	13,171	186,408
Other	1,674	-	-	(1,674)
Support services:				
Pupil	730,351	4	73	(730,274)
Instructional staff	462,579	-	31,812	(430,767)
Board of education	97,973	-	-	(97,973)
Administration	700,288	-	1,288	(699,000)
Fiscal	371,898	-	-	(371,898)
Operations and maintenance	1,525,126	8,350	39,332	(1,477,444)
Pupil transportation	584,873	-	15,942	(568,931)
Central	1,650	-	-	(1,650)
Operation of non-instructional services:				
Other non-instructional services	65,072	-	63,485	(1,587)
Food service operations	330,853	153,308	132,955	(44,590)
Extracurricular activities	397,788	119,903	13,419	(264,466)
Interest and fiscal charges	698,165	-	-	(698,165)
Total governmental activities	<u>\$ 11,372,315</u>	<u>\$ 1,329,647</u>	<u>\$ 950,487</u>	<u>(9,092,181)</u>
General revenues:				
Property taxes levied for:				
General purposes				4,163,829
Debt service				624,983
Capital outlay				361,708
Special revenue				60,340
Grants and entitlements not restricted				
to specific programs				5,385,325
Investment earnings				115,516
Miscellaneous				168,900
Total general revenues				<u>10,880,601</u>
Change in net position				1,788,420
Net position at beginning of year				<u>1,521,719</u>
Net position at end of year				<u>\$ 3,310,139</u>

SEE ACCOMPANYING NOTES TO THE BASIC FINANCIAL STATEMENTS

**WOODMORE LOCAL SCHOOL DISTRICT
SANDUSKY COUNTY**

BALANCE SHEET
GOVERNMENTAL FUNDS
JUNE 30, 2019

	<u>General</u>	<u>Bond Retirement</u>	<u>Nonmajor Governmental Funds</u>	<u>Total Governmental Funds</u>
Assets:				
Equity in pooled cash and investments	\$ 2,187,560	\$ 306,341	\$ 832,817	\$ 3,326,718
Receivables:				
Property taxes	4,543,784	666,072	479,041	5,688,897
Accounts	750	-	-	750
Accrued interest	6,277	-	-	6,277
Interfund loans	194,000	-	54,630	248,630
Intergovernmental	35,150	-	994	36,144
Prepayments	56,263	-	818	57,081
Materials and supplies inventory	23,115	-	2,614	25,729
Inventory held for resale	-	-	1,938	1,938
Total assets	<u>\$ 7,046,899</u>	<u>\$ 972,413</u>	<u>\$ 1,372,852</u>	<u>\$ 9,392,164</u>
Liabilities:				
Accounts payable	\$ 29,872	\$ -	\$ 1,793	\$ 31,665
Contracts payable	-	-	6,878	6,878
Accrued wages and benefits payable	1,061,222	-	26,768	1,087,990
Compensated absences payable	18,046	-	5,459	23,505
Intergovernmental payable	63,529	-	913	64,442
Pension and postemployment benefits payable	182,721	-	4,074	186,795
Interfund loans payable	-	-	248,630	248,630
Total liabilities	<u>1,355,390</u>	<u>-</u>	<u>294,515</u>	<u>1,649,905</u>
Deferred inflows of resources:				
Property taxes levied for the next fiscal year	3,843,804	562,755	405,280	4,811,839
Delinquent property tax revenue not available	64,338	9,496	6,780	80,614
Intergovernmental revenue not available	34,304	-	994	35,298
Accrued interest not available	4,200	-	-	4,200
Total deferred inflows of resources	<u>3,946,646</u>	<u>572,251</u>	<u>413,054</u>	<u>4,931,951</u>
Fund balances:				
Nonspendable:				
Materials and supplies inventory	23,115	-	2,614	25,729
Prepays	56,263	-	818	57,081
Restricted:				
Debt service	-	400,162	-	400,162
Capital improvements	-	-	486,160	486,160
Classroom facilities maintenance	-	-	388,488	388,488
Other purposes	6,429	-	24,927	31,356
Assigned:				
Student instruction	7,855	-	-	7,855
Student and staff support	83,133	-	-	83,133
Subsequent year's appropriations	343,000	-	-	343,000
Unassigned (deficit)	<u>1,225,068</u>	<u>-</u>	<u>(237,724)</u>	<u>987,344</u>
Total fund balances	<u>1,744,863</u>	<u>400,162</u>	<u>665,283</u>	<u>2,810,308</u>
Total liabilities, deferred inflows of resources and fund balances	<u>\$ 7,046,899</u>	<u>\$ 972,413</u>	<u>\$ 1,372,852</u>	<u>\$ 9,392,164</u>

SEE ACCOMPANYING NOTES TO THE BASIC FINANCIAL STATEMENTS

**WOODMORE LOCAL SCHOOL DISTRICT
SANDUSKY COUNTY**

RECONCILIATION OF TOTAL GOVERNMENTAL FUND BALANCES TO
NET POSITION OF GOVERNMENTAL ACTIVITIES
JUNE 30, 2019

Total governmental fund balances		\$	2,810,308
<i>Amounts reported for governmental activities on the statement of net position are different because:</i>			
Capital assets used in governmental activities are not financial resources and therefore are not reported in the funds.			28,696,018
Other long-term assets are not available to pay for current-period expenditures and therefore are deferred inflows in the funds.			
Property taxes receivable	\$	80,614	
Accrued interest receivable		4,200	
Intergovernmental receivable		35,298	
Total			120,112
Accrued interest payable is not due and payable in the current period and therefore is not reported in the funds.			(257,807)
The net pension liability is not due and payable in the current period; therefore, the liability and related deferred inflows/outflows are not reported in governmental funds.			
Deferred outflows of resources - pension		3,322,863	
Deferred inflows of resources - pension		(1,175,813)	
Net pension liability		(12,114,897)	
Total			(9,967,847)
The net OPEB asset/liability is not due and payable in the current period; therefore, the asset/liability and related deferred inflows/outflows are not reported in governmental funds.			
Deferred outflows of resources - OPEB		190,420	
Deferred inflows of resources - OPEB		(1,308,673)	
Net OPEB asset		705,743	
Net OPEB liability		(1,205,298)	
Total			(1,617,808)
Long-term liabilities, including bonds payable, are not due and payable in the current period and therefore are not reported in the funds.			
General obligation bonds		(15,694,402)	
Capital lease obligations		(35,028)	
Compensated absences		(743,407)	
Total			(16,472,837)
Net position of governmental activities		\$	3,310,139

SEE ACCOMPANYING NOTES TO THE BASIC FINANCIAL STATEMENTS

**WOODMORE LOCAL SCHOOL DISTRICT
SANDUSKY COUNTY**

STATEMENT OF REVENUES, EXPENDITURES AND CHANGES IN FUND BALANCES
GOVERNMENTAL FUNDS
FOR THE FISCAL YEAR ENDED JUNE 30, 2019

	<u>General</u>	<u>Bond Retirement</u>	<u>Nonmajor Governmental Funds</u>	<u>Total Governmental Funds</u>
Revenues:				
From local sources:				
Property taxes	\$ 4,216,705	\$ 631,905	\$ 427,204	\$ 5,275,814
Tuition.	801,014	-	900	801,914
Earnings on investments	112,105	-	-	112,105
Charges for services	-	-	153,308	153,308
Extracurricular.	28,786	-	91,117	119,903
Classroom materials and fees	67,196	-	-	67,196
Rental income	8,350	-	-	8,350
Contributions and donations	9,550	-	24,919	34,469
Contract services.	178,976	-	-	178,976
Other local revenues	81,853	-	9,331	91,184
Intergovernmental - state	5,650,917	93,424	114,697	5,859,038
Intergovernmental - federal	-	-	539,440	539,440
Total revenues	<u>11,155,452</u>	<u>725,329</u>	<u>1,360,916</u>	<u>13,241,697</u>
Expenditures:				
Current:				
Instruction:				
Regular.	5,669,912	-	160,110	5,830,022
Special	1,444,258	-	374,391	1,818,649
Vocational	1,699	-	-	1,699
Other	1,949	-	-	1,949
Support services:				
Pupil	851,451	-	21,348	872,799
Instructional staff	529,480	-	28,432	557,912
Board of education	95,447	-	-	95,447
Administration	799,024	-	2,167	801,191
Fiscal	379,770	14,265	9,683	403,718
Operations and maintenance	1,039,001	-	259,817	1,298,818
Pupil transportation	563,433	-	87,651	651,084
Central	1,650	-	-	1,650
Operation of non-instructional services:				
Other operation of non-instructional.	448	-	70,725	71,173
Food service operations	-	-	339,365	339,365
Extracurricular activities	303,361	-	126,720	430,081
Debt service:				
Principal retirement.	46,736	66,458	-	113,194
Interest and fiscal charges	4,905	562,638	-	567,543
Accretion on capital appreciation bonds.	-	183,542	-	183,542
Total expenditures	<u>11,732,524</u>	<u>826,903</u>	<u>1,480,409</u>	<u>14,039,836</u>
Excess of expenditures over revenues	<u>(577,072)</u>	<u>(101,574)</u>	<u>(119,493)</u>	<u>(798,139)</u>
Other financing sources:				
Insurance proceeds.	-	-	77,497	77,497
Net change in fund balances	(577,072)	(101,574)	(41,996)	(720,642)
Fund balances at beginning of year	<u>2,321,935</u>	<u>501,736</u>	<u>707,279</u>	<u>3,530,950</u>
Fund balances at end of year.	<u>\$ 1,744,863</u>	<u>\$ 400,162</u>	<u>\$ 665,283</u>	<u>\$ 2,810,308</u>

SEE ACCOMPANYING NOTES TO THE BASIC FINANCIAL STATEMENTS

**WOODMORE LOCAL SCHOOL DISTRICT
SANDUSKY COUNTY**

RECONCILIATION OF THE STATEMENT OF REVENUES, EXPENDITURES
AND CHANGES IN FUND BALANCES OF GOVERNMENTAL FUNDS
TO THE STATEMENT OF ACTIVITIES
FOR THE FISCAL YEAR ENDED JUNE 30, 2019

Net change in fund balances - total governmental funds	\$	(720,642)
<i>Amounts reported for governmental activities in the statement of activities are different because:</i>		
Governmental funds report capital outlays as expenditures. However, in the statement of activities, the cost of those assets is allocated over their estimated useful lives as depreciation expense.		
Capital asset additions	\$ 1,866,846	
Current year depreciation	(916,151)	
Total		950,695
The net effect of various miscellaneous transactions involving capital assets (i.e., sales, disposals, trade-ins, and donations) is to decrease net position.		
		(33,900)
Revenues in the statement of activities that do not provide current financial resources are not reported as revenues in the funds.		
Property taxes	(64,954)	
Earnings on investments	3,411	
Intergovernmental	(61,618)	
Total		(123,161)
Repayment of principal is an expenditure in the governmental funds, but the repayment reduces long-term liabilities on the statement of net position.		
General obligations bonds - current interest	15,000	
Capital appreciation bonds	51,458	
Accreted interest on capital appreciation bonds	183,542	
Capital leases	46,736	
Total		296,736
Contractually required contributions are reported as expenditures in governmental funds; however, the statement of activities reports these amounts as deferred outflows.		
		969,305
Except for amounts reported as deferred inflows/outflows, changes in the net pension liability are reported as pension expense in the statement of activities.		
		(903,558)
Contractually required OPEB contributions are reported as expenditures in governmental funds; however, the statement of activities reports these amounts as deferred outflows.		
		36,629
Except for amounts reported as deferred inflows/outflows, changes in the net OPEB liability are reported as an OPEB expense in the statement of activities.		
		1,488,928
In the statement of activities, interest is accrued on outstanding bonds, whereas in governmental funds, an interest expenditure is reported when due. The following items resulted in additional interest being reported in the statement of activities.		
Decrease in accrued interest payable	1,299	
Accreted interest on capital appreciation bonds	(131,921)	
Total		(130,622)
Some expenses reported in the statement of activities, such as compensated absences, do not require the use of current financial resources and therefore are not reported as expenditures in governmental funds.		
		(41,990)
Change in net position of governmental activities	\$	1,788,420

SEE ACCOMPANYING NOTES TO THE BASIC FINANCIAL STATEMENTS

**WOODMORE LOCAL SCHOOL DISTRICT
SANDUSKY COUNTY**

STATEMENT OF REVENUES, EXPENDITURES AND CHANGES IN
FUND BALANCE - BUDGET AND ACTUAL (NON-GAAP BUDGETARY BASIS)
GENERAL FUND
FOR THE FISCAL YEAR ENDED JUNE 30, 2019

	<u>Budgeted Amounts</u>			Variance with Final Budget Positive (Negative)
	<u>Original</u>	<u>Final</u>	<u>Actual</u>	
Revenues:				
From local sources:				
Property taxes	\$ 4,421,648	\$ 4,421,648	\$ 4,464,740	\$ 43,092
Tuition.	640,000	640,000	801,014	161,014
Earnings on investments	40,000	40,000	78,440	38,440
Extracurricular.	20,000	20,000	21,177	1,177
Classroom materials and fees	59,000	59,000	84,862	25,862
Rental income	6,000	6,000	7,600	1,600
Contributions and donations	5,800	5,800	9,550	3,750
Contract services.	100,000	100,000	178,976	78,976
Other local revenues	70,200	70,200	54,124	(16,076)
Intergovernmental - state	5,546,225	5,546,225	5,649,584	103,359
Total revenues	<u>10,908,873</u>	<u>10,908,873</u>	<u>11,350,067</u>	<u>441,194</u>
Expenditures:				
Current:				
Instruction:				
Regular	5,442,835	5,731,583	5,645,618	85,965
Special.	1,331,776	1,343,639	1,381,394	(37,755)
Vocational.	1,643	1,678	1,704	(26)
Other.	1,283	1,331	1,331	-
Support services:				
Pupil.	786,726	811,444	816,037	(4,593)
Instructional staff	562,857	657,189	583,827	73,362
Board of education	107,780	111,348	111,796	(448)
Administration.	798,522	821,275	828,272	(6,997)
Fiscal	366,792	386,015	380,458	5,557
Operations and maintenance.	1,063,072	1,119,117	1,102,679	16,438
Pupil transportation	547,968	596,522	568,384	28,138
Central.	1,591	1,650	1,650	-
Extracurricular activities.	282,429	286,344	292,951	(6,607)
Total expenditures	<u>11,295,274</u>	<u>11,869,135</u>	<u>11,716,101</u>	<u>153,034</u>
Excess of expenditures over revenues.	<u>(386,401)</u>	<u>(960,262)</u>	<u>(366,034)</u>	<u>594,228</u>
Other financing sources (uses):				
Refund of prior year expenditures.	-	-	64,948	64,948
Transfers in	7,775	7,775	6,006	(1,769)
Transfers (out).	(62)	-	(64)	(64)
Advances in.	95,000	95,000	105,370	10,370
Advances (out)	(273,799)	-	(284,000)	(284,000)
Sale of capital assets	-	-	691	691
Total other financing sources (uses)	<u>(171,086)</u>	<u>102,775</u>	<u>(107,049)</u>	<u>(209,824)</u>
Net change in fund balance	(557,487)	(857,487)	(473,083)	384,404
Fund balance at beginning of year	2,307,592	2,307,592	2,307,592	-
Prior year encumbrances appropriated	184,135	184,135	184,135	-
Fund balance at end of year	<u>\$ 1,934,240</u>	<u>\$ 1,634,240</u>	<u>\$ 2,018,644</u>	<u>\$ 384,404</u>

SEE ACCOMPANYING NOTES TO THE BASIC FINANCIAL STATEMENTS

**WOODMORE LOCAL SCHOOL DISTRICT
SANDUSKY COUNTY**

STATEMENT OF FIDUCIARY NET POSITION
FIDUCIARY FUNDS
JUNE 30, 2019

	<u>Private-Purpose Trust</u>	
	<u>Scholarship</u>	<u>Agency</u>
Assets:		
Equity in pooled cash and investments	\$ 68,285	\$ 82,812
Liabilities:		
Due to students.	-	\$ 82,812
Net position:		
Held in trust for scholarships	68,285	
Total net position.	<u>\$ 68,285</u>	

SEE ACCOMPANYING NOTES TO THE BASIC FINANCIAL STATEMENTS

**WOODMORE LOCAL SCHOOL DISTRICT
SANDUSKY COUNTY**

STATEMENT OF CHANGES IN FIDUCIARY NET POSITION
FIDUCIARY FUND
FOR THE FISCAL YEAR ENDED JUNE 30, 2019

	Private-Purpose Trust
	Scholarship
Additions:	
Interest	\$ 1,235
Gifts and contributions	6,585
Total additions.	7,820
Deductions:	
Scholarships awarded	18,592
Change in net position	(10,772)
Net position at beginning of year.	79,057
Net position at end of year	\$ 68,285

SEE ACCOMPANYING NOTES TO THE BASIC FINANCIAL STATEMENTS

**WOODMORE LOCAL SCHOOL DISTRICT
SANDUSKY COUNTY**

NOTES TO THE BASIC FINANCIAL STATEMENTS
FOR THE FISCAL YEAR ENDED JUNE 30, 2019

NOTE 1 - DESCRIPTION OF THE SCHOOL DISTRICT

The Woodmore Local School District (the District) is organized under Article VI, Sections 2 and 3 of the Constitution of the State of Ohio. The District operates under a locally-elected Board form of government consisting of five members elected at-large for staggered four year terms. The District provides educational services as authorized by State statute and/or federal guidelines.

The District was established in 1968. The District serves an area of approximately sixty-seven square miles. It is located in Sandusky and Ottawa Counties and includes all of the Village of Woodville and the Village of Elmore. It is staffed by 51 classified employees, 73 certified teaching personnel and 16 administrative employees who provide services to 1,110 students and other community members. The District currently operates an elementary/middle school and a high school.

NOTE 2 - SUMMARY OF SIGNIFICANT ACCOUNTING POLICIES

The basic financial statements of the District have been prepared in conformity with accounting principles generally accepted in the United States of America (GAAP) as applied to governmental units. The Governmental Accounting Standards Board (GASB) is the accepted standard-setting body for establishing governmental accounting and financial reporting principles. The District's significant accounting policies are described below.

A. Reporting Entity

The reporting entity has been defined in accordance with GASB Statement No. 14, "The Financial Reporting Entity" as amended by GASB Statement No. 39, "Determining Whether Certain Organizations Are Component Units" and GASB Statement No. 61, "The Financial Reporting Entity: Omnibus an Amendment of GASB Statements No. 14 and No. 34". The reporting entity is composed of the primary government and component units. The primary government consists of all funds, departments, boards and agencies that are not legally separate from the District. For the District, this includes general operations, food service, and student related activities of the District.

Component units are legally separate organizations for which the District is financially accountable. The District is financially accountable for an organization if the District appoints a voting majority of the organization's Governing Board and (1) the District is able to significantly influence the programs or services performed or provided by the organization; or (2) the District is legally entitled to or can otherwise access the organization's resources; or (3) the District is legally obligated or has otherwise assumed the responsibility to finance the deficits of, or provide financial support to, the organization; or (4) the District is obligated for the debt of the organization. Component units may also include organizations that are fiscally dependent on the District in that the District approves the budget, the issuance of debt or the levying of taxes. Certain organizations are also included as component units if the nature and significance of the relationship between the primary government and the organization is such that exclusion by the primary government would render the primary government's financial statements incomplete or misleading. Based upon the application of these criteria, the District has no component units. The basic financial statements of the reporting entity include only those of the District (the primary government).

The following organizations are described due to their relationship to the District:

JOINTLY GOVERNED ORGANIZATIONS

Northern Ohio Educational Computer Association

The Northern Ohio Educational Computer Association (NOECA) is a jointly governed organization among thirty-eight school districts. The jointly governed organization was formed for the purpose of

**WOODMORE LOCAL SCHOOL DISTRICT
SANDUSKY COUNTY**

NOTES TO THE BASIC FINANCIAL STATEMENTS
FOR THE FISCAL YEAR ENDED JUNE 30, 2019
(Continued)

applying modern technology with the aid of computers and other electronic equipment to the administrative and instructional functions among member districts. Each of the governments of these schools supports NOECA based upon a per pupil charge dependent upon the software package utilized. The NOECA assembly consists of a superintendent from each participating school district and a representative from the fiscal agent. NOECA is governed by a Board of Directors chosen from the general membership of the NOECA Assembly. The Board of Directors consists of a representative from the fiscal agent, the chairman of each of the operating committees, and two Assembly members from each county in which participating school districts are limited to its representation on the Board. During fiscal year 2019, the District paid \$20,156 to NOECA for services. Financial information can be obtained by contacting Matt Bauer, who serves as controller, at 4918 Milan Road, Sandusky, Ohio 44870.

Northwestern Ohio Educational Research Council, Inc.

The research council is a jointly governed organization which serves a twenty-five county area in Northwest Ohio. The Board of Directors consists of superintendents from two educational service centers, two exempted village school districts, five local school districts and five city school districts, as well as representatives from two private or parochial schools and three institutions of higher education. Each active member is entitled to one vote on all issues addressed by the Board of Directors. During fiscal year 2019, the District paid no fees to the Council.

Bay Area Council of Governments (BACG)

The BACG is a jointly governed organization. Members of the BACG consist of twenty-six school districts representing seven counties (Ottawa, Sandusky, Seneca, Erie, Huron, Wood and Crawford). The BACG was formed for the purpose of purchasing goods and services at a lower cost. The items currently being purchased through the council of governments are natural gas and insurance. The only cost to the District is an administrative charge if they participate in purchasing through the BACG. The BACG consists of the superintendent of each participating school district. The Board of Directors of the BACG consist of one elected representative of each county, the superintendent of the fiscal agent and two non-voting members (administrator and fiscal officer). Members of the Board serve staggered two-year terms. Financial information is available from the North Point Educational Service Center (fiscal agent), at 4918 Milan Road, Sandusky, Ohio 44870.

Penta Career Center

Penta Career Center (Career Center) is a distinct political subdivision of the State of Ohio operated under the direction of a nine-member Board of Education consisting of a representative from the participating school districts' elected Boards. The Board consists of one representative from each exempted village and/or city school district: Bowling Green, Maumee, Perrysburg and Rossford; one representative from each of the three least populous counties: Fulton, Ottawa, and Sandusky; and one representative from each of the most populous counties: Lucas and Wood. The Board possesses its own budgeting and taxing authority. Financial information can be obtained from Carrie Herringshaw, who serves as Treasurer, 9301 Buck Road, Perrysburg, Ohio 43551-4594.

INSURANCE PURCHASING POOLS

Ohio School Boards Association Workers' Compensation Group Rating Plan (the Plan)

The District participates in a group rating plan for workers' compensation as established under Section 4123.29 of the Ohio Revised Code. The Ohio School Boards Association Workers' Compensation Group Rating Plan (the Plan) was established through the Ohio School Boards Association (OSBA) as a group purchasing pool.

The San-Ott School Employees Welfare Benefit Association (the Association)

The District participates in a shared risk pool, with participants from Sandusky and Ottawa counties. The Association is governed by an assembly which consists of one representative from each participant (usually the superintendent or designee). The assembly exercises control over the operation of the

**WOODMORE LOCAL SCHOOL DISTRICT
SANDUSKY COUNTY**

NOTES TO THE BASIC FINANCIAL STATEMENTS
FOR THE FISCAL YEAR ENDED JUNE 30, 2019
(Continued)

consortium. All consortium revenues are generated from charges for services. Financial information can be obtained by writing to San-Ott Consortium, Cajon Keeton, Treasurer of Benton-Carroll-Salem Local School District, 11685 West State Route 163, Oak Harbor, Ohio 43449.

Schools of Ohio Risk Sharing Authority (SORSA)

The District participates in the Schools of Ohio Risk Sharing Authority (SORSA) which was established in 2002 pursuant to Articles of Incorporation filed under Chapter 1702 of the Ohio Revised Code - Non-profit Corporations and functioning under the authority granted by Section 2744.081 of the Ohio Revised Code. SORSA's purpose is to provide a joint self-insurance pool and to assist member school districts in preventing and reducing losses and injuries to property and persons which might result in claims being made against members of SORSA, their employees or officers.

A nine-person Board of Directors manages the business and affairs of SORSA and is elected annually by the members of the pool. The Board of Directors consists of superintendents, treasurers, or business managers from the participating school districts. Willis Pooling administers the pool and Fran Gates Service Company manages the claims. Financial information can be obtained from Willis Pooling, 655 Metro Place South, Dublin, Ohio 43017.

RELATED ORGANIZATION

Harris-Elmore Public Library

The Harris-Elmore Public Library is a distinct political subdivision of the State of Ohio created under Chapter 3375 of the Ohio Revised Code. The Library is governed by a Board of Trustees appointed by the Woodmore Board of Education. The Board of Trustees possesses its own contracting and budgeting authority, hires and fires personnel and does not depend on the District for operational subsidies. Although the District serves as the taxing authority, its role is limited to a ministerial function. The determination to request approval of a tax, the rate and the purpose are discretionary decisions made solely by the Board of Trustees. Financial information can be obtained from Brianne Markley, Fiscal Officer, 328 Toledo Street, Elmore, Ohio 43416.

B. Fund Accounting

The District uses funds to maintain its financial records during the fiscal year. A fund is defined as a fiscal and accounting entity with a self balancing set of accounts. There are three categories of funds: governmental, proprietary and fiduciary.

GOVERNMENTAL FUNDS

Governmental funds are those through which most governmental functions typically are financed. Governmental fund reporting focuses on the sources, uses and balances of current financial resources. Expendable assets are assigned to the various governmental funds according to the purposes for which they may or must be used. Current liabilities are assigned to the fund from which they will be paid. The difference between governmental fund assets and deferred outflows of resources and liabilities and deferred inflows of resources is reported as fund balance. The following are the District's major governmental funds:

General fund - The General fund is used to account for and report all financial resources not accounted for and reported in another fund. The General fund balance is available for any purpose provided it is expended or transferred according to the general laws of Ohio.

Bond Retirement fund - The Bond Retirement fund provides for the retirement of serial bonds and short term notes and loans. All revenue derived from general or special levies, either within or

**WOODMORE LOCAL SCHOOL DISTRICT
SANDUSKY COUNTY**

NOTES TO THE BASIC FINANCIAL STATEMENTS
FOR THE FISCAL YEAR ENDED JUNE 30, 2019
(Continued)

exceeding the ten-mill limitation, which is levied for debt charges on bonds, notes, or loans, shall be paid into this fund.

Other governmental funds of the District are used to account for (a) financial resources that are restricted, committed, or assigned to expenditures for capital outlays including the acquisition or construction of capital facilities and other capital assets, (b) specific revenue sources that are restricted or committed to an expenditure for specified purposes other than debt service or capital projects.

FIDUCIARY FUNDS

Fiduciary fund reporting focuses on net position and changes in net position. The fiduciary fund category is split into four classifications: pension trust funds, investment trust funds, private-purpose trust funds and agency funds. Trust funds are used to account for assets held by the District under a trust agreement for individuals, private organizations, or other governments and are therefore not available to support the District's own programs. The District's only trust fund is a private-purpose trust which accounts for scholarship programs for students. Agency funds are custodial in nature (assets equal liabilities) and do not involve measurement of results of operations. The District's agency fund accounts for student activities.

C. Basis of Presentation and Measurement Focus

Government-wide Financial Statements - The statement of net position and the statement of activities display information about the District as a whole. These statements include the financial activities of the primary government, except for fiduciary funds.

The government-wide statement of activities presents a comparison between direct expenses and program revenues for each function or program of the governmental activities of the District. Direct expenses are those that are specifically associated with a service, program or department and therefore clearly identifiable to a particular function. Program revenues include amounts paid by the recipient of goods or services offered by the program and grants and contributions that are restricted to meeting the operational or capital requirements of a particular program. Revenues not classified as program revenues are presented as general revenues of the District.

The government-wide financial statements are prepared using the economic resources measurement focus. All assets, deferred outflows of resources and all liabilities and deferred inflows of resources associated with the operation of the District are included on the statement of net position.

Fund Financial Statements - Fund financial statements report detailed information about the District. The focus of governmental fund financial statements is on major funds rather than reporting funds by type. Each major fund is presented in a separate column, and all nonmajor funds are aggregated into one column. Fiduciary funds are reported by fund type.

All governmental funds are accounted for using a flow of current financial resources measurement focus. With this measurement focus, only current assets and deferred outflows of resources and current liabilities and deferred inflows of resources generally are included on the balance sheet. The statement of revenues, expenditures and changes in fund balances reports on the sources (i.e., revenues and other financing sources) and uses (i.e., expenditures and other financing uses) of current financial resources. This approach differs from the manner in which the governmental activities of the government-wide financial statements are prepared. Governmental fund financial statements therefore include a reconciliation with brief explanations to better identify the relationship between the government-wide statements and the statements for governmental funds.

**WOODMORE LOCAL SCHOOL DISTRICT
SANDUSKY COUNTY**

NOTES TO THE BASIC FINANCIAL STATEMENTS
FOR THE FISCAL YEAR ENDED JUNE 30, 2019
(Continued)

The private-purpose trust fund is reported using the economic resources measurement focus. Agency funds do not report a measurement focus as they do not report operations.

D. Basis of Accounting

Basis of accounting determines when transactions are recorded in the financial records and reported on the financial statements. Government-wide financial statements are prepared using the accrual basis of accounting. Governmental funds use the modified accrual basis of accounting. Fiduciary funds also use the accrual basis of accounting.

Revenues - Exchange and Nonexchange Transactions - Revenues resulting from exchange transactions, in which each party gives and receives essentially equal value, are recorded on the accrual basis when the exchange takes place. On a modified accrual basis, revenue is recorded in the fiscal year in which the resources are measurable and become available. Available means that the resources will be collected within the current fiscal year or are expected to be collected soon enough thereafter to be used to pay liabilities of the current fiscal year. For the District, available means expected to be received within sixty days of fiscal year end.

Nonexchange transactions, in which the District receives value without directly giving equal value in return, include property taxes, grants, entitlements and donations. On an accrual basis, revenue from property taxes is recognized in the fiscal year for which the taxes are levied.

Revenue from grants, entitlements and donations is recognized in the fiscal year in which all eligibility requirements have been satisfied. Eligibility requirements include timing requirements, which specify the year when the resources are required to be used or the fiscal year when use is first permitted, matching requirements, in which the District must provide local resources to be used for a specified purpose, and expenditure requirements, in which the resources are provided to the District on a reimbursement basis. On a modified accrual basis, revenue from nonexchange transactions must also be available before it can be recognized.

Under the modified accrual basis, the following revenue sources are considered to be both measurable and available at fiscal year end: property taxes available as an advance, classroom materials and fees and other local revenues.

Deferred Outflows of Resources and Deferred Inflows of Resources - In addition to assets, the government-wide statement of net position will report a separate section for deferred outflows of resources. Deferred outflows of resources, represents a consumption of net position that applies to a future period and will not be recognized as an outflow of resources (expense/expenditure) until then. For the District, see Notes 13 and 14 for deferred outflows of resources related to the District's net pension liability and net OPEB liability/asset, respectively.

In addition to liabilities, both the government-wide statement of net position and the governmental fund financial statements report a separate section for deferred inflows of resources. Deferred inflows of resources represent an acquisition of net position that applies to a future period and will not be recognized as an inflow of resources (revenue) until that time. For the District, deferred inflows of resources include property taxes and unavailable revenue. Property taxes represent amounts for which there is an enforceable legal claim as of June 30, 2019, but which were levied to finance fiscal year 2020 operations. These amounts have been recorded as a deferred inflow of resources on both the government-wide statement of net position and the governmental fund financial statements. Unavailable revenue is reported only on the governmental funds balance sheet, and represents receivables which will not be collected within the available period. For the District unavailable revenue includes, but is not limited to, delinquent property taxes and intergovernmental grants. These amounts are deferred and recognized as an inflow of resources in the period the amounts become available.

**WOODMORE LOCAL SCHOOL DISTRICT
SANDUSKY COUNTY**

NOTES TO THE BASIC FINANCIAL STATEMENTS
FOR THE FISCAL YEAR ENDED JUNE 30, 2019
(Continued)

For the District, see Notes 13 and 14 for deferred inflows of resources related to the District's net pension liability and net OPEB liability/asset, respectively. This deferred inflow of resources is only reported on the government-wide statement of net position.

Expenses/Expenditures - On the accrual basis of accounting, expenses are recognized at the time they are incurred. The entitlement value of donated commodities received during the fiscal year is reported in the statement of revenues, expenditures and changes in fund balances as an expenditure with a like amount reported as intergovernmental revenue.

The measurement focus of governmental fund accounting is on decreases in net financial resources (expenditures) rather than expenses. Expenditures are generally recognized in the accounting period in which the related fund liability is incurred, if measurable. Allocations of cost, such as depreciation and amortization, are not recognized in governmental funds.

E. Budgets

The District is required by State statute to adopt an annual appropriated cash basis budget for all funds (except agency funds). The specific timetable for fiscal year 2019 is as follows:

1. Prior to January 15, the Superintendent and Treasurer submit to the Board of Education a proposed operating budget for the fiscal year commencing the following July 1. The budget includes proposed expenditures and the means of financing for all funds. Public hearings are publicized and conducted to obtain taxpayers' comments. The purpose of this budget document is to reflect the need for existing (or increased) tax rates.
2. By no later than January 20, the Board-adopted budget is filed with the Sandusky County Budget Commission for tax rate determination. The Sandusky County Commissioners waived this requirement for 2019.
3. Prior to April 1, the Board of Education accepts, by formal resolution, the tax rates as determined by the Budget Commission and receives the Commission's certificate of estimated resources which states the projected revenue of each fund. Prior to July 1, the District must revise its budget so that total contemplated expenditures from any fund during the ensuing year will not exceed the amount stated in the certificate of estimated resources. The revised budget then serves as a basis for the appropriation measure. On or about July 1, the certificate is amended to include any unencumbered balances from the preceding year as reported by the District Treasurer. The certificate may be further amended during the year if projected increases or decreases in revenue are identified by the District Treasurer. The budget figures, as shown in the accompanying budgetary statement, reflect the amounts set forth in the original and final certificates of estimated resources issued for fiscal year 2019.
4. By July 1, the annual appropriation resolution is legally enacted by the Board of Education at the fund level of expenditures, which is the legal level of budgetary control. State statute permits a temporary appropriation to be effective until no later than October 1 of each year. Although the legal level of budgetary control was established at the fund level of expenditures, the District has elected to present budgetary statement comparisons at the fund and function level of expenditures. Resolution appropriations by fund must be within the estimated resources as certified by the County Budget Commission and the total of expenditures may not exceed the appropriation totals.
5. All funds, other than agency funds, are legally required to be budgeted and appropriated. The primary level of budgetary control is at the fund level. Any budgetary modifications at this level may only be made by resolution of the Board of Education.

**WOODMORE LOCAL SCHOOL DISTRICT
SANDUSKY COUNTY**

**NOTES TO THE BASIC FINANCIAL STATEMENTS
FOR THE FISCAL YEAR ENDED JUNE 30, 2019
(Continued)**

6. Advances in and advances out are not required to be budgeted since they represent a temporary cash flow resource and are intended to be repaid. However, the District elected to budget these temporary resources anyway.
7. Formal budgetary integration is employed as a management control device during the year for all funds consistent with the general obligation bond indenture and other statutory provisions.
8. Appropriation amounts are as originally adopted, or as amended by the Board of Education through the year by supplemental appropriations, which either reallocated or increased the original appropriated amounts. All supplemental appropriations were legally enacted by the Board prior to June 30, 2019; however, none of these amendments were significant. The budget figures, as shown in the accompanying budgetary statement, reflect the original and final appropriation amounts including all amendments and modifications.
9. Unencumbered appropriations lapse at fiscal year end. Encumbered appropriations are carried forward to the succeeding fiscal year and need not be reappropriated. Expenditures may not legally exceed budgeted appropriations at the legal level of budgetary control.

F. Cash and Investments

To improve cash management, cash received by the District is pooled. Monies for all funds are maintained in this pool. Individual fund integrity is maintained through the District's records. Each fund's interest in the pool is presented as "equity in pooled cash and investments" on the basic financial statements.

During fiscal year 2019, investments were limited to federal agency securities, U.S. Government treasury notes, negotiable certificates of deposit, commercial paper, money market accounts and investments in the State Treasury Asset Reserve of Ohio (STAR Ohio). Investments in U.S. Government treasury notes, and commercial paper are reported at fair value which is based on quoted market prices. Nonparticipating investment contracts, such as certificates of deposit, are reported at cost.

During fiscal year 2019, the District invested in STAR Ohio. STAR Ohio (the State Treasury Asset Reserve of Ohio), is an investment pool managed by the State Treasurer's Office which allows governments within the State to pool their funds for investment purposes. STAR Ohio is not registered with the SEC as an investment company, but has adopted Governmental Accounting Standards Board (GASB), Statement No. 79, "Certain External Investment Pools and Pool Participants." The District measures its investment in STAR Ohio at the net asset value (NAV) per share provided by STAR Ohio. The NAV per share is calculated on an amortized cost basis that provides an NAV per share that approximates fair value.

For fiscal year 2019, there were no limitations or restrictions on any participant withdrawals due to redemption notice periods, liquidity fees, or redemption gates. However, notice must be given 24 hours in advance of all deposits and withdrawals exceeding \$25 million or more. STAR Ohio reserves the right to limit the transaction to \$100 million, requiring the excess amount to be transacted the following business day(s), but only to the \$100 million limit. All accounts of the participant will be combined for these purposes.

Under existing Ohio statutes all investment earnings are assigned to the General fund unless statutorily required to be credited to a specific fund or by policy of the Board of Education. Interest revenue credited to the General fund during fiscal year 2019 amounted to \$112,105, which includes \$38,487 assigned from other funds.

**WOODMORE LOCAL SCHOOL DISTRICT
SANDUSKY COUNTY**

NOTES TO THE BASIC FINANCIAL STATEMENTS
FOR THE FISCAL YEAR ENDED JUNE 30, 2019
(Continued)

For presentation on the basic financial statements, investments of the cash management pool and investments with original maturities of three months or less at the time they are purchased by the District are considered to be cash equivalents. Investments with an initial maturity of more than three months are reported as investments.

An analysis of the District’s investment accounts at fiscal year end is provided in Note 4.

G. Inventory

On government-wide and fund financial statements, purchased inventories are presented at the lower of cost or market and donated commodities are presented at their entitlement value. Inventories are recorded on a first-in, first-out basis and are expensed when used. Inventories are accounted for using the consumption method.

On the fund financial statements, reported materials and supplies inventory is equally offset by nonspendable fund balance in the governmental funds which indicates that it does not constitute available spendable resources even though it is a component of net current assets.

Inventory consists of expendable supplies held for consumption, donated food and purchased food.

H. Capital Assets

General capital assets are those assets specifically related to governmental activities. These assets generally result from expenditures in the governmental funds. These assets are reported in the governmental activities column of the government-wide statement of net position, but are not reported in the fund financial statements.

All capital assets are capitalized at cost (or estimated historical cost) and updated for additions and deductions during the year. Donated capital assets are recorded at their acquisition values as of the date received. During fiscal year 2019, the District maintained a capitalization threshold of \$2,000. Improvements are capitalized; the costs of normal maintenance and repairs that do not add to the value of the asset or materially extend an asset’s life are not. The District does not possess infrastructure.

All reported capital assets except land and construction in progress are depreciated. Improvements are depreciated over the remaining useful lives of the related capital assets. Depreciation is computed using the straight-line method over the following useful lives:

Description	Governmental Activities <u>Estimated Lives</u>
Land improvements	5 - 20 years
Buildings and improvements	10 - 50 years
Furniture and equipment	5 - 20 years
Vehicles	10 - 15 years

I. Interfund Balances

On fund financial statements, receivables and payables resulting from short-term interfund loans are classified as “interfund loan receivable/payable” and “due to/from other funds”.

These amounts are eliminated in the governmental activities column on the statement of net position.

**WOODMORE LOCAL SCHOOL DISTRICT
SANDUSKY COUNTY**

NOTES TO THE BASIC FINANCIAL STATEMENTS
FOR THE FISCAL YEAR ENDED JUNE 30, 2019
(Continued)

J. Compensated Absences

Compensated absences of the District consist of vacation leave and sick leave liability to the extent that payments to the employee for these absences are attributable to services already rendered and are not contingent on a specific event that is outside the control of the District and the employee.

In accordance with the provisions of GASB Statement No. 16, "Accounting for Compensated Absences", a liability for vacation leave is accrued if a) the employees' rights to payment are attributable to services already rendered; and b) it is probable that the employer will compensate the employees for the benefits through paid time off or other means, such as cash payment at termination or retirement. An accrual for earned sick leave is made to the extent that it is probable that the benefits will result in termination (severance) payments. A liability for severance is accrued using the vesting method; i.e., the liability is based on the sick leave accumulated at June 30, 2019, by those employees who are currently eligible to receive termination (severance) payments, as well as those employees expected to become eligible in the future. For purposes of establishing a liability for sick leave on employees expected to become eligible to retire in the future, all employees with at least ten years of service regardless of their age were considered expected to become eligible to retire in accordance with GASB Statement No. 16.

The total liability for vacation and sick leave payments has been calculated using pay rates in effect at June 30, 2019 and reduced to the maximum payment allowed by labor contract and/or statute, plus any applicable additional salary related payments.

The entire compensated absence liability is reported on the government-wide financial statements.

For governmental fund financial statements, the current portion of unpaid compensated absences is the amount expected to be paid using expendable available resources. These amounts are recorded in the account "compensated absences payable" in the fund from which the employees who have accumulated unpaid leave are paid. The noncurrent portion of the liability is not reported.

K. Accrued Liabilities and Long-Term Obligations

All payables, accrued liabilities and long-term obligations are reported in the government-wide financial statements.

In general, governmental fund payables and accrued liabilities that, once incurred, are paid in a timely manner and in full from current financial resources are reported as obligations of the funds. However, compensated absences and net pension liability that will be paid from governmental funds are reported as a liability in the fund financial statements only to the extent that they are due for payment during the current year. Capital leases and general obligation bonds are recognized as a liability on the fund financial statements when due. Net pension/OPEB liability should be recognized in the governmental funds to the extent that benefit payments are due and payable and the pension/OPEB plan's fiduciary net position is not sufficient for payment of those benefits.

L. Fund Balance

Fund balance is divided into five classifications based primarily on the extent to which the District is bound to observe constraints imposed upon the use of the resources in the governmental funds. The classifications are as follows:

Nonspendable - The nonspendable fund balance classification includes amounts that cannot be spent because they are not in spendable form or legally required to be maintained intact. The "not in spendable form" criterion includes items that are not expected to be converted to cash. It also includes the long-term amount of loans receivable.

**WOODMORE LOCAL SCHOOL DISTRICT
SANDUSKY COUNTY**

NOTES TO THE BASIC FINANCIAL STATEMENTS
FOR THE FISCAL YEAR ENDED JUNE 30, 2019
(Continued)

Restricted - Fund balance is reported as restricted when constraints are placed on the use of resources that are either externally imposed by creditors (such as through debt covenants), grantors, contributors, or laws or regulations of other governments, or imposed by law through constitutional provisions or enabling legislation.

Committed - The committed fund balance classification includes amounts that can be used only for the specific purposes imposed by a formal action (resolution) of the District Board of Education (the highest level of decision making authority). Those committed amounts cannot be used for any other purpose unless the District Board of Education removes or changes the specified use by taking the same type of action (resolution) it employed to previously commit those amounts. Committed fund balance also incorporates contractual obligations to the extent that existing resources in the fund have been specifically committed for use in satisfying those contractual requirements.

Assigned - Amounts in the assigned fund balance classification are intended to be used by the District for specific purposes but do not meet the criteria to be classified as restricted nor committed. In governmental funds other than the General fund, assigned fund balance represents the remaining amount that is not restricted or committed. In the General fund, assigned amounts represent intended uses established by policies of the District Board of Education, which includes giving the Treasurer the authority to constrain monies for intended purposes.

Unassigned - Unassigned fund balance is the residual classification for the General fund and includes all spendable amounts not contained in the other classifications. In other governmental funds, the unassigned classification is only used to report a deficit fund balance resulting from overspending for specific purposes for which amounts had been restricted, committed, or assigned.

The District applies restricted resources first when expenditures are incurred for purposes for which restricted and unrestricted (committed, assigned, and unassigned) fund balance is available. Similarly, within unrestricted fund balance, committed amounts are reduced first followed by assigned, and then unassigned amounts when expenditures are incurred for purposes for which amounts in any of the unrestricted fund balance classifications could be used.

M. Net Position

Net position represents the difference between assets and deferred outflows of resources and liabilities and deferred inflows of resources. The net position component “net investment in capital assets,” consists of capital assets, net of accumulated depreciation, reduced by the outstanding balances of any borrowing used for the acquisition, construction or improvement of those assets. Deferred outflows of resources and deferred inflows of resources that are attributable to the acquisition, construction or improvement of those assets or related debt also should be included in this component of net position. Net position is reported as restricted when there are limitations imposed on its use either through the enabling legislation adopted by the District or through external restrictions imposed by creditors, grantors or laws or regulations of other governments. The amount restricted for other purposes represents amounts restricted for unclaimed funds.

The District applies restricted resources first when an expense is incurred for purposes for which both restricted and unrestricted net position is available.

N. Prepayments

Certain payments to vendors reflect the costs applicable to future accounting periods and are recorded as prepaid items in both government-wide and fund financial statements. These items are reported as assets on the balance sheet using the consumption method. A current asset for the prepaid amounts is

**WOODMORE LOCAL SCHOOL DISTRICT
SANDUSKY COUNTY**

NOTES TO THE BASIC FINANCIAL STATEMENTS
FOR THE FISCAL YEAR ENDED JUNE 30, 2019
(Continued)

recorded at the time of the purchase and the expenditure/expense is reported in the fiscal year in which services are consumed.

At fiscal year end, because prepayments are not available to finance future governmental fund expenditures, the fund balance is considered nonspendable in an amount equal to the carrying value of the asset on the fund financial statements.

O. Nonpublic Schools

Within the boundaries of the District, Solomon Lutheran is operated through the District as a parochial school. State Legislation provides funding to this parochial school. The District receives the money and then disburses the money as directed by the parochial school. These transactions are reported in a nonmajor governmental fund of the District.

P. Estimates

The preparation of the basic financial statements in conformity with GAAP requires management to make estimates and assumptions that affect the amounts reported in the basic financial statements and accompanying notes. Actual results may differ from those estimates.

Q. Interfund Activity

Exchange transactions between funds are reported as revenues in the seller funds and as expenditures/expenses in the purchaser funds. Flows of cash or goods from one fund to another without a requirement for repayment are reported as interfund transfers. Interfund transfers are reported as other financing sources/uses in governmental funds. Repayments from funds responsible for particular expenditures/expenses to the funds that initially paid for them are not presented on the basic financial statements.

R. Pensions/Other Postemployment Benefits (OPEB)

For purposes of measuring the net pension/OPEB liability, net OPEB asset, deferred outflows of resources and deferred inflows of resources related pensions/OPEB, and pension/OPEB expense, information about the fiduciary net position of the pension/OPEB plans and additions to/deductions from their fiduciary net position have been determined on the same basis as they are reported by the pension/OPEB plan. For this purpose, benefit payments (including refunds of employee contributions) are recognized when due and payable in accordance with the benefit terms. The pension/OPEB plans report investments at fair value.

S. Fair Value

The District categorizes its fair value measurements within the fair value hierarchy established by generally accepted accounting principles. The hierarchy is based on the valuation inputs used to measure the fair value of the asset. Level 1 inputs are quoted prices in active markets for identical assets; Level 2 inputs are significant other observable inputs; Level 3 inputs are significant unobservable inputs.

T. Extraordinary and Special Items

Extraordinary items are transactions or events that are both unusual in nature and infrequent in occurrence. Special items are transactions or events that are within the control of the Board of Education and that are either unusual in nature or infrequent in occurrence. The District did not have any extraordinary or special items during fiscal year 2019.

**WOODMORE LOCAL SCHOOL DISTRICT
SANDUSKY COUNTY**

NOTES TO THE BASIC FINANCIAL STATEMENTS
FOR THE FISCAL YEAR ENDED JUNE 30, 2019
(Continued)

NOTE 3 - ACCOUNTABILITY AND COMPLIANCE

A. Change in Accounting Principles

For fiscal year 2019, the District has implemented GASB Statement No. 83, “Certain Asset Retirement Obligations” and GASB Statement No. 88, “Certain Disclosures Related to Debt, Including Direct Borrowings and Direct Placements”.

GASB Statement No. 83 addresses accounting and financial reporting for certain asset retirement obligations (AROs). An ARO is a legally enforceable liability associated with the retirement of a tangible capital asset. A government that has legal obligations to perform future asset retirement activities related to its tangible capital assets should recognize a liability. The implementation of GASB Statement No. 83 did not have an effect on the financial statements of the District.

GASB Statement No. 88 improves the information that is disclosed in notes to the basic financial statements related to debt, including direct borrowings and direct placements. It also clarifies which liabilities governments should include when disclosing information related to debt. The implementation of GASB Statement No. 88 did not have an effect on the financial statements of the District.

B. Deficit Fund Balances

Fund balances at June 30, 2019 included the following individual fund deficits:

<u>Nonmajor funds</u>	<u>Deficit</u>
Food service	\$ 55,556
Special trust	100,451
District managed student activity	578
Auxiliary services	10,964
Title I	12,113
Building	54,630

The General fund is liable for any deficit in these funds and provides transfers when cash is required, not when accruals occur. The deficit fund balances resulted from adjustments for accrued liabilities.

NOTE 4 - DEPOSITS AND INVESTMENTS

State statutes classify monies held by the District into three categories.

Active deposits are public deposits necessary to meet current demands on the treasury. Such monies must be maintained either as cash in the District treasury, in commercial accounts payable or withdrawable on demand, including negotiable order of withdrawal (NOW) accounts, or in money market deposit accounts.

Inactive deposits are public deposits that the Board of Education has identified as not required for use within the current five year period of designation of depositories. Inactive deposits must either be evidenced by certificates of deposit maturing not later than the end of the current period of designation of depositories, or by savings or deposit accounts including, but not limited to, passbook accounts.

Interim deposits are deposits of interim monies. Interim monies are those monies which are not needed for immediate use, but which will be needed before the end of the current period of designation of depositories.

Interim deposits must be evidenced by time certificates of deposit maturing not more than five years from the date of deposit or by savings or deposit accounts including passbook accounts.

**WOODMORE LOCAL SCHOOL DISTRICT
SANDUSKY COUNTY**

**NOTES TO THE BASIC FINANCIAL STATEMENTS
FOR THE FISCAL YEAR ENDED JUNE 30, 2019
(Continued)**

Interim monies may be deposited or invested in the following securities:

1. United States Treasury Notes, Bills, Bonds, or any other obligation or security issued by the United States Treasury or any other obligation guaranteed as to principal and interest by the United States;
2. Bonds, notes, debentures, or any other obligations or securities issued by any federal government agency or instrumentality, including, but not limited to, the Federal National Mortgage Association, Federal Home Loan Bank, Federal Farm Credit Bank, Federal Home Loan Mortgage Corporation, Government National Mortgage Association, and Student Loan Marketing Association. All federal agency securities shall be direct issuances of federal government agencies or instrumentalities;
3. Written repurchase agreements in the securities listed above provided that the market value of the securities subject to the repurchase agreement must exceed the principal value of the agreement by at least two percent and be marked to market daily, and that the term of the agreement must not exceed thirty days;
4. Bonds and other obligations of the State of Ohio, and with certain limitations including a requirement for maturity within ten years from the date of settlement, bonds and other obligations of political subdivisions of the State of Ohio, if training requirements have been met;
5. No-load money market mutual funds consisting exclusively of obligations described in items (1) and (2) above and repurchase agreements secured by such obligations, provided that investments in securities described in this division are made only through eligible institutions;
6. The State Treasurer's investment pool (STAR Ohio);
7. Certain bankers' acceptances for a period not to exceed one hundred eighty days) and commercial paper notes (for a period not to exceed two hundred seventy days) in an amount not to exceed 40 percent of the interim monies available for investment at any one time if training requirements have been met; and
8. Time certificates of deposit or savings or deposit accounts including, but not limited to, passbook accounts.

Protection of the District's deposits is provided by the Federal Deposit Insurance Corporation (FDIC), by eligible securities pledged by the financial institution as security for repayment, or by the financial institution participation in the Ohio Pooled Collateral System (OPCS), a collateral pool of eligible securities deposited with a qualified trustee and pledged to the Treasurer of State to secure the repayment of all public monies deposited in the financial institution.

Investments in stripped principal or interest obligations, reverse repurchase agreements and derivatives are prohibited. The issuance of taxable notes for the purpose of arbitrage, the use of leverage and short selling are also prohibited. Except as noted above, an investment must mature within five years from the date of purchase unless matched to a specific obligation or debt of the District, and must be purchased with the expectation that it will be held to maturity. Investments may only be made through specified dealers and institutions. Payment for investments may be made only upon delivery of the securities representing the investments to the Treasurer or, if the securities are not represented by a certificate, upon receipt of confirmation of transfer from the custodian.

A. Cash on Hand

At June 30, 2019, the District had \$95 in undeposited cash on hand which is included on the financial statements of the District as part of "equity in pooled cash and investments".

**WOODMORE LOCAL SCHOOL DISTRICT
SANDUSKY COUNTY**

NOTES TO THE BASIC FINANCIAL STATEMENTS
FOR THE FISCAL YEAR ENDED JUNE 30, 2019
(Continued)

B. Deposits with Financial Institutions

At June 30, 2019, the carrying amount of all District deposits was \$262,038. Based on the criteria described in GASB Statement No. 40, “Deposits and Investment Risk Disclosures”, as of June 30, 2019, \$353,392 of the District’s bank balance of \$603,392 was exposed to custodial risk as discussed below, while \$250,000 was covered by the FDIC.

Custodial credit risk is the risk that, in the event of bank failure, the District will not be able to recover deposits or collateral securities that are in the possession of an outside party. The District has no deposit policy for custodial credit risk beyond the requirements of State statute. Ohio law requires that deposits either be insured or protected by (1) eligible securities pledged to the District’s and deposited with a qualified trustee by the financial institution as security for repayment whose fair value at all times shall be at least 105 percent of the deposits being secured, or (2) participation in the Ohio Pooled Collateral System (OPCS), a collateral pool of eligible securities deposited with a qualified trustee and pledged to the Treasurer of State to secure the repayment of all public monies deposited in the financial institution. OPCS requires the total fair value of the securities pledged to be 102 percent of the deposits being secured or a rate set by the Treasurer of State. For 2019, the District’s financial institutions were approved for a collateral rate of 102 percent through the OPCS. Although all statutory requirements for the deposit of money had been followed, noncompliance with Federal requirements could potentially subject the District to a successful claim by the FDIC.

C. Investments

As of June 30, 2019, the District had the following investments and maturities:

Measurement/ <u>Investment type</u>	Measurement <u>Value</u>	<u>Investment Maturities</u>			
		<u>6 months or less</u>	<u>7 to 12 months</u>	<u>13 to 18 months</u>	<u>Greater Than 24 months</u>
<i>Amortized cost:</i>					
STAR Ohio	\$ 960,615	\$ 960,615	\$ -	\$ -	\$ -
<i>Fair Value:</i>					
FHLMC	324,256	324,256	-	-	-
FNMA	159,929	-	-	159,929	-
Negotiable CD's	1,028,421	-	-	-	1,028,421
Money Market Funds	7,977	7,977	-	-	-
Commercial Paper	619,728	476,504	143,224	-	-
U.S Treasury Note	114,756	114,756	-	-	-
Total	<u>\$ 3,215,682</u>	<u>\$ 1,884,108</u>	<u>\$ 143,224</u>	<u>\$ 159,929</u>	<u>\$ 1,028,421</u>

The weighted average maturity of investments is 1.29 years.

The District’s investments in U.S. government money market mutual funds are valued using quoted market prices in active markets (Level 1 inputs).

The District’s investments in U.S. Government treasury notes, negotiable certificates of deposit and commercial paper are valued using quoted market prices that are not considered to be active, dealer quotations or alternative pricing sources for similar assets or liabilities for which all significant inputs are observable, either directly or indirectly (Level 2 inputs).

Interest Rate Risk: As a means of limiting its exposure to fair value losses arising from rising interest rates and according to State law, the District’s investment policy limits investment portfolio maturities to five years or less.

**WOODMORE LOCAL SCHOOL DISTRICT
SANDUSKY COUNTY**

NOTES TO THE BASIC FINANCIAL STATEMENTS
FOR THE FISCAL YEAR ENDED JUNE 30, 2019
(Continued)

Credit Risk: Standard & Poor's has assigned STAR Ohio an AAAm money market rating. Ohio Law requires that STAR Ohio maintain the highest rating provided by at least one nationally recognized standard rating service. The District's investments in commercial paper were rated A-1 and P-1 by Standard & Poor's and Moody's Investor Services, respectively the District's investments in U.S. Government treasury notes were rated AA+ and Aaa by Standard & Poor's and Moody's Investor Services, respectively. The money market funds were not rated. The negotiable certificates of deposit are fully covered by the FDIC and were not rated. The District's investment policy does not specifically address credit risk beyond requiring the District to only invest in securities authorized by State statute.

Custodial Credit Risk: For an investment, custodial credit risk is the risk that, in the event of the failure of the counterparty, the District will not be able to recover the value of its investment or collateral securities that are in the possession of an outside party. The District's investment policy does not specifically address custodial credit risk beyond the adherence to all relevant sections of the Ohio Revised Code.

Concentration of Credit Risk: The District places no limit on the amount that may be invested in any one issuer. The following table includes the percentage of each investment type held by the District at June 30, 2019:

<u>Measurement/ Investment type</u>	<u>Measurement Value</u>	<u>% of Total</u>
<i>Amortized cost:</i>		
STAR Ohio	\$ 960,615	29.88%
<i>Fair value:</i>		
FHLMC	324,256	10.08%
FNMA	159,929	4.97%
Negotiable CD's	1,028,421	31.98%
Money Market Funds	7,977	0.25%
Commercial Paper	619,728	19.27%
U.S. Treasury Note	<u>114,756</u>	<u>3.57%</u>
Total	<u>\$ 3,215,682</u>	<u>100.00%</u>

D. Reconciliation of Cash and Investments to the Statement of Net Position

The following is a reconciliation of cash and investments as reported in the note above to cash and investments as reported on the statement of net position as of June 30, 2019:

<u>Cash and investments per note</u>	
Carrying amount of deposits	\$ 262,038
Investments	3,215,682
Cash on hand	<u>95</u>
Total	<u>\$ 3,477,815</u>
 <u>Cash and investments per statement of net position</u>	
Governmental activities	\$ 3,326,718
Private-purpose trust fund	68,285
Agency fund	<u>82,812</u>
Total	<u>\$ 3,477,815</u>

**WOODMORE LOCAL SCHOOL DISTRICT
SANDUSKY COUNTY**

NOTES TO THE BASIC FINANCIAL STATEMENTS
FOR THE FISCAL YEAR ENDED JUNE 30, 2019
(Continued)

NOTE 5 - INTERFUND TRANSACTIONS

Interfund balances at June 30, 2019, as reported on the fund statements, consist of the following individual interfund loans receivable and payable:

<u>Receivable fund</u>	<u>Payable funds</u>	<u>Amount</u>
General	Nonmajor governmental funds	\$ 194,000
Nonmajor governmental funds	Nonmajor governmental funds	<u>54,630</u>
Total		<u>\$ 248,630</u>

The primary purpose of the interfund balances is to cover costs in specific funds where revenues were not received by June 30. These interfund balances will be repaid once the anticipated revenues are received. All interfund balances are expected to be repaid within one year.

Interfund balances between governmental funds are eliminated on the government-wide financial statements; therefore, no internal balances at June 30, 2019 are reported on the statement of net position.

NOTE 6 - PROPERTY TAXES

Property taxes are levied and assessed on a calendar year basis while the District fiscal year runs from July through June. First half tax collections are received by the District in the second half of the fiscal year. Second half tax distributions occur in the first half of the following fiscal year.

Property taxes include amounts levied against all real property and public utility property. Real property tax revenues received in calendar year 2019 represent the collection of calendar year 2018 taxes. Real property taxes received in calendar year 2019 were levied after April 1, 2018, on the assessed values as of January 1, 2018, the lien date. Assessed values for real property taxes are established by State statute at 35 percent of appraised market value. Real property taxes are payable annually or semiannually. If paid annually, payment is due December 31; if paid semiannually, the first payment is due December 31, with the remainder payable by June 20. Under certain circumstances, State statute permits alternate payment dates to be established. Public utility property tax revenues received in calendar year 2019 represent the collection of calendar year 2018 taxes. Public utility real and personal property taxes received in calendar year 2019 became a lien on December 31, 2017, were levied after April 1, 2018, and are collected with real property taxes. Public utility real property is assessed at 35 percent of true value; public utility tangible personal property is currently assessed at varying percentages of true value.

The District receives property taxes from Sandusky and Ottawa Counties. The County Auditors periodically advance to the District its portion of the taxes collected. Second-half real property tax payments collected by the County by June 30, 2019, are available to finance fiscal year 2019 operations. The amount available as an advance at June 30, 2019 was \$635,642 in the General fund, \$93,821 in the Bond Retirement fund, \$57,583 in the Permanent Improvement fund (a nonmajor governmental fund) and \$9,398 in the Classroom Facilities Maintenance fund (a nonmajor governmental fund). This amount is recorded as revenue. The amount available as an advance at June 30, 2018 was \$883,677 in the General fund, \$123,778 in the Bond Retirement fund, \$77,032 in the Permanent Improvement fund (a nonmajor governmental fund) and \$12,948 in the Classroom Facilities Maintenance fund (a nonmajor governmental fund). The amount of second-half real property taxes available for advance at fiscal year-end can vary based on the date the tax bills are sent.

Accrued property taxes receivable includes real property, public utility property and delinquent tangible personal property taxes which are measurable as of June 30, 2019 and for which there is an enforceable legal claim. Although total property tax collections for the next fiscal year are measurable, only the amount of real property taxes available as an advance at June 30 was levied to finance current fiscal year operations and

**WOODMORE LOCAL SCHOOL DISTRICT
SANDUSKY COUNTY**

NOTES TO THE BASIC FINANCIAL STATEMENTS
FOR THE FISCAL YEAR ENDED JUNE 30, 2019
(Continued)

is reported as revenue at fiscal year-end. The portion of the receivable not levied to finance current fiscal year operations is offset by a credit to deferred inflows.

On the accrual basis of accounting, collectible delinquent property taxes have been recorded as a receivable and revenue, while on a modified accrual basis of accounting the revenue has been reported as a deferred inflow.

The assessed values upon which the fiscal year 2019 taxes were collected are:

	2018 Second Half Collections		2019 First Half Collections	
	<u>Amount</u>	<u>Percent</u>	<u>Amount</u>	<u>Percent</u>
Agricultural/residential and other real estate	\$ 159,646,900	95.34	\$ 160,994,700	94.91
Public utility personal	<u>7,809,200</u>	<u>4.66</u>	<u>8,630,480</u>	<u>5.09</u>
Total	<u>\$ 167,456,100</u>	<u>100.00</u>	<u>\$ 169,625,180</u>	<u>100.00</u>
Tax rate per \$1,000 of assessed valuation	\$53.00		\$53.50	

NOTE 7 - RECEIVABLES

Receivables at June 30, 2019 consisted of property taxes, accrued interest, accounts and intergovernmental grants and entitlements. All receivables are considered collectible in full due to the ability to foreclose for the nonpayment of taxes, the stable condition of State programs and the current year guarantee of federal funds. A summary of the principal items of receivables reported on the statement of net position follows:

Governmental activities:	
Property taxes	\$ 5,688,897
Accrued interest	6,277
Accounts	750
Intergovernmental	<u>36,144</u>
Total	<u>\$ 5,732,068</u>

Receivables have been disaggregated on the face of the basic financial statements. All receivables are expected to be collected in the subsequent year.

**WOODMORE LOCAL SCHOOL DISTRICT
SANDUSKY COUNTY**

NOTES TO THE BASIC FINANCIAL STATEMENTS
FOR THE FISCAL YEAR ENDED JUNE 30, 2019
(Continued)

NOTE 8 - CAPITAL ASSETS

Capital asset activity for the fiscal year ended June 30, 2019, was as follows:

	<u>Balance</u> <u>06/30/18</u>	<u>Additions</u>	<u>Deductions</u>	<u>Balance</u> <u>06/30/19</u>
Governmental activities:				
<i>Capital assets, not being depreciated:</i>				
Land	\$ 174,516	\$ -	\$ -	\$ 174,516
Construction in progress	-	77,877	-	77,877
Total capital assets, not being depreciated	<u>174,516</u>	<u>77,877</u>	<u>-</u>	<u>252,393</u>
<i>Capital assets, being depreciated:</i>				
Land improvements	521,422	17,995	(7,065)	532,352
Buildings and improvements	33,380,351	770,329	228,788	34,379,468
Furniture and equipment	2,729,022	921,252	(274,199)	3,376,075
Vehicles	1,066,866	79,393	(18,212)	1,128,047
Total capital assets, being depreciated:	<u>37,697,661</u>	<u>1,788,969</u>	<u>(70,688)</u>	<u>39,415,942</u>
<i>Less: accumulated depreciation</i>				
Land improvements	(432,503)	(15,688)	7,065	(441,126)
Buildings and improvements	(7,304,052)	(690,862)	(228,788)	(8,223,702)
Furniture and equipment	(1,622,474)	(139,551)	240,299	(1,521,726)
Vehicles	(733,925)	(70,050)	18,212	(785,763)
Total accumulated depreciation	<u>(10,092,954)</u>	<u>(916,151)</u>	<u>36,788</u>	<u>(10,972,317)</u>
Governmental activities capital assets, net	<u>\$ 27,779,223</u>	<u>\$ 950,695</u>	<u>\$ (33,900)</u>	<u>\$ 28,696,018</u>

Depreciation expense was charged to governmental functions as follows:

<u>Instruction:</u>	
Regular	\$ 179,872
Special	2,707
Vocational	4,375
<u>Support services:</u>	
Pupil	6,802
Instructional staff	38,564
Board of education	5,127
Administration	30,728
Fiscal	1,849
Operations and maintenance	507,400
Pupil transportation	80,789
Extracurricular activities	35,449
Food service operations	22,489
Total depreciation expense	<u>\$ 916,151</u>

**WOODMORE LOCAL SCHOOL DISTRICT
SANDUSKY COUNTY**

NOTES TO THE BASIC FINANCIAL STATEMENTS
FOR THE FISCAL YEAR ENDED JUNE 30, 2019
(Continued)

NOTE 9 - CAPITAL LEASES - LESSEE DISCLOSURE

In prior fiscal years, the District entered into capitalized leases for copiers and computer equipment. These lease agreements met the criteria of a capital lease as defined by generally accepted accounting principles, which defines a capital lease generally as one which transfers benefits and risks of ownership to the lessee. Capital lease payments have been reclassified and are reflected as debt service expenditures in the fund financial statements for the governmental funds. These expenditures are reported as function expenditures on the budgetary statements.

Copier equipment acquired by lease has been originally capitalized in the amount of \$79,943, which represents the present value of the future minimum lease payments at the time of acquisition. A liability of \$35,028 at June 30, 2019 has been recorded in the statement of net position. Accumulated depreciation as of June 30, 2019 was \$17,131, leaving a current book value of \$62,812. Principal and interest payments in fiscal year 2019 totaled \$46,736 and \$4,905, respectively, paid by the General fund.

The following is a schedule of the future long-term minimum lease payments required under the capital lease and the present value of the future minimum lease payments as of June 30, 2019:

<u>Fiscal Year Ending June 30.</u>	<u>Amount</u>
2020	\$ 15,988
2021	15,988
2022	<u>6,662</u>
Total minimum lease payments	38,638
Less: Amount representing interest	<u>(3,610)</u>
Total	<u>\$ 35,028</u>

**WOODMORE LOCAL SCHOOL DISTRICT
SANDUSKY COUNTY**

NOTES TO THE BASIC FINANCIAL STATEMENTS
FOR THE FISCAL YEAR ENDED JUNE 30, 2019
(Continued)

NOTE 10 - LONG-TERM OBLIGATIONS

A. During the fiscal year 2019, the following changes occurred in governmental activities long-term obligations.

<u>Governmental activities:</u>	<u>Balance</u> <u>06/30/18</u>	<u>Increases</u>	<u>Decreases</u>	<u>Balance</u> <u>06/30/19</u>	<u>Amount</u> <u>Due in</u> <u>One Year</u>
<u>General obligation bonds</u>					
<u>Series 2012 A - Facilities and School Improvement</u>					
Term bonds	\$ 13,245,000	\$ -	\$ -	\$ 13,245,000	\$ -
Capital appreciation bonds	136,554	-	(51,458)	85,096	43,115
Accreted interest	590,927	131,921	(183,542)	539,306	154,061
<u>Series 2012 B - Facilities and School Improvement</u>					
Current interest bonds	30,000	-	(15,000)	15,000	15,000
Term bonds	1,810,000	-	-	1,810,000	-
Total General obligation bonds	<u>15,812,481</u>	<u>131,921</u>	<u>(250,000)</u>	<u>15,694,402</u>	<u>212,176</u>
Capital lease obligation	81,764	-	(46,736)	35,028	13,681
Net pension liability	12,744,624	-	(629,727)	12,114,897	-
Net OPEB liability	2,865,652	-	(1,660,354)	1,205,298	-
Compensated absences	<u>710,592</u>	<u>120,306</u>	<u>(63,986)</u>	<u>766,912</u>	<u>74,107</u>
Total	<u>\$ 32,215,113</u>	<u>\$ 252,227</u>	<u>\$ (2,650,803)</u>	<u>\$ 29,816,537</u>	<u>\$ 299,964</u>

Capital lease obligations: Capital lease obligations will be paid from the General fund.

Net pension liability: See note 13 for detail on the net pension liability. The District pays obligations related to employee compensation from the fund benefitting from their service.

Net OPEB liability: See note 14 for detail on the net OPEB liability. The District pays obligations related to employee compensation from the fund benefitting from their service.

Compensated absences: Compensated absences will be paid from the fund from which the employee is paid, which for the District, is primarily the General fund and the Food Service fund (a nonmajor governmental fund).

General Obligation Classroom Facilities and School Improvement Bonds - Series 2012: On August 22, 2012, the District issued series 2012 general obligation classroom facilities and school improvement bonds (Series 2012) to provide long-term financing of constructing, adding to, renovating, remodeling, furnishing, equipping and otherwise improving District buildings and facilities, including, constructing, furnishing and equipping a new elementary/middle school as may be required for participation in the State of Ohio Exceptional Needs School Facilities Assistance Program, and acquiring, improving, clearing and equipping the sites thereof. The issuance and the sale of the District's \$15,709,822 general obligation classroom facilities and school improvement bonds consisted of \$13,499,834 classroom facilities and school improvement series 2012A unlimited tax bonds and \$2,209,988 classroom facilities and school improvement series 2012B unlimited tax bonds.

The Series 2012A bond issue is comprised of both current interest bonds (consisting of \$30,000 of serial bonds and ten term bonds ranging from \$150,000 to \$3,345,000) and six capital appreciation bonds, in the amount of \$22,945, \$65,335, \$51,458, \$43,115, \$33,957 and \$8,024. The interest rate on the current interest serial bonds is 2.000% and the term bonds ranged from 2.750% to 4.000%. The bonds were

**WOODMORE LOCAL SCHOOL DISTRICT
SANDUSKY COUNTY**

NOTES TO THE BASIC FINANCIAL STATEMENTS
FOR THE FISCAL YEAR ENDED JUNE 30, 2019
(Continued)

issued for a thirty eight year period, with final maturity during fiscal year 2050. The bonds will be retired through the Bond Retirement fund. The six capital appreciation bonds mature January 15, 2017 through January 15, 2022 at a redemption price equal to 100% of the principal, plus accrued interest to the redemption date. All six capital appreciation bonds bear an approximate compounding interest rate of 25.360%. The accreted value at maturity for the six capital appreciation bonds is \$65,000, \$235,000, \$235,000, \$250,000, \$250,000 and \$75,000. Total accreted interest of \$539,306 has been included in the statement of net position at June 30, 2019.

The Series 2012B bond issue is comprised of both current interest bonds (consisting of \$280,000 of serial bonds and four term bonds ranging from \$200,000 to \$995,000) and two capital appreciation bonds, in the amount of \$74,506 and \$45,482. The interest rate on the current interest serial bonds ranges from 2.000% to 2.125% and the term bonds range from 3.625% to 4.250%. The bonds were issued for a thirty eight year period, with final maturity during fiscal year 2050. The bonds will be retired through the bond retirement fund. The two capital appreciation bonds matured January 15, 2015 and January 15, 2016 at a redemption price equal to 100% of the principal, plus accrued interest to the redemption date. Both capital appreciation bonds bear an approximate compounding interest rate of 23.160%.

Interest payments on the serial and term current interest bonds are due on July 15 and January 15 of each year. The final maturity stated in both of the issues is January 15, 2050.

The following is a summary of the District's future debt service requirements to maturity for the series 2012 general obligation refunding bonds:

Fiscal Year Ending June 30,	Current Interest Term Bonds - Series 2012A		
	Principal	Interest	Total
2020	\$ -	\$ 488,162	\$ 488,162
2021	-	488,163	488,163
2022	175,000	488,163	663,163
2023	265,000	483,288	748,288
2024	270,000	475,850	745,850
2025-2029	1,565,000	2,250,421	3,815,421
2030-2034	1,915,000	1,974,870	3,889,870
2035-2039	2,310,000	1,595,000	3,905,000
2040-2044	2,780,000	1,126,875	3,906,875
2045-2049	3,270,000	538,000	3,808,000
2050	695,000	27,800	722,800
Total	\$ 13,245,000	\$ 9,936,592	\$ 23,181,592

Fiscal Year Ending June 30,	Capital Appreciation Bonds - Series 2012A			Total - Series 2012A		
	Principal	Interest	Total	Principal	Interest	Total
2020	\$ 43,115	\$ 206,885	\$ 250,000	\$ 43,115	\$ 695,047	\$ 738,162
2021	33,957	216,043	250,000	33,957	704,206	738,163
2022	8,024	66,976	75,000	183,024	555,139	738,163
2023	-	-	-	265,000	483,288	748,288
2024	-	-	-	270,000	475,850	745,850
2025 - 2029	-	-	-	1,565,000	2,250,421	3,815,421
2030 - 2034	-	-	-	1,915,000	1,974,870	3,889,870
2035 - 2039	-	-	-	2,310,000	1,595,000	3,905,000
2040 - 2044	-	-	-	2,780,000	1,126,875	3,906,875
2045 - 2049	-	-	-	3,270,000	538,000	3,808,000
2050	-	-	-	695,000	27,800	722,800
Total	\$ 85,096	\$ 489,904	\$ 575,000	\$ 13,330,096	\$ 10,426,496	\$ 23,756,592

**WOODMORE LOCAL SCHOOL DISTRICT
SANDUSKY COUNTY**

**NOTES TO THE BASIC FINANCIAL STATEMENTS
FOR THE FISCAL YEAR ENDED JUNE 30, 2019
(Continued)**

Fiscal Year Ending June 30,	<u>Current Interest Serial Bonds - Series 2012B</u>			<u>Current Interest Term Bonds -Series 2012B</u>		
	<u>Principal</u>	<u>Interest</u>	<u>Total</u>	<u>Principal</u>	<u>Interest</u>	<u>Total</u>
2020	\$ 15,000	\$ 74,325	\$ 89,325	\$ -	\$ -	\$ -
2021	-	-	-	15,000	74,006	89,006
2022	-	-	-	15,000	73,463	88,463
2023	-	-	-	15,000	72,919	87,919
2024	-	-	-	20,000	72,375	92,375
2025 - 2029	-	-	-	95,000	351,725	446,725
2030 - 2034	-	-	-	135,000	331,856	466,856
2035 - 2039	-	-	-	275,000	296,238	571,238
2040 - 2044	-	-	-	445,000	227,613	672,613
2045 - 2049	-	-	-	650,000	115,601	765,601
2050	-	-	-	145,000	6,162	151,162
Total	\$ 15,000	\$ 74,325	\$ 89,325	\$ 1,810,000	\$ 1,621,958	\$ 3,431,958

Fiscal Year Ending June 30,	<u>Total - Series 2012B</u>		
	<u>Principal</u>	<u>Interest</u>	<u>Total</u>
2020	\$ 15,000	\$ 74,325	\$ 89,325
2021	15,000	74,006	89,006
2022	15,000	73,463	88,463
2023	15,000	72,919	87,919
2024	20,000	72,375	92,375
2025 - 2029	95,000	351,725	446,725
2030 - 2034	135,000	331,856	466,856
2035 - 2039	275,000	296,238	571,238
2040 - 2044	445,000	227,613	672,613
2045 - 2049	650,000	115,601	765,601
2050	145,000	6,162	151,162
Total	\$ 1,825,000	\$ 1,696,283	\$ 3,521,283

B. Legal Debt Margin

The Ohio Revised Code provides that voted net general obligation debt of the District shall never exceed 9% of the total assessed valuation of the District. The code further provides that unvoted indebtedness shall not exceed 1/10 of 1% of the property valuation of the District. The code additionally states that unvoted indebtedness related to energy conservation debt shall not exceed 9/10 of 1% of the property valuation of the District. The assessed valuation used in determining the District's legal debt margin has been modified by House Bill 530 which became effective March 30, 2006. In accordance with House Bill 530, the assessed valuation used in the District's legal debt margin calculation excluded tangible personal property used in business, telephone or telegraph property, interexchange telecommunications company property, and personal property owned or leased by a railroad company and used in railroad operations. The effects of these debt limitations at June 30, 2019, are a voted debt margin of \$511,332 (including available funds of \$400,162) and an unvoted debt margin of \$169,625.

NOTE 11 - COMPENSATED ABSENCES

The criteria for determining vacation and sick leave components are derived from negotiated agreements and State laws. Classified employees earn ten to twenty-five days of vacation per fiscal year, depending upon length of service. Accumulated unused vacation time is paid to classified employees and administrators upon termination of employment. Teachers do not earn vacation time.

**WOODMORE LOCAL SCHOOL DISTRICT
SANDUSKY COUNTY**

NOTES TO THE BASIC FINANCIAL STATEMENTS
FOR THE FISCAL YEAR ENDED JUNE 30, 2019
(Continued)

Teachers, administrators, and classified employees earn sick leave at a rate of one and one-fourth days per month. Sick leave may be accumulated up to a maximum of three hundred days for certified and classified employees. Upon retirement, payment is made for 25 percent of accumulated unused sick leave credit to a maximum of 75.0 days for all employees.

NOTE 12 - RISK MANAGEMENT

A. Comprehensive

The District is exposed to various risks of loss related to tort; theft of, damage to and destruction of assets; errors and omissions; injuries to employees; and natural disasters. The District participates in the Schools of Ohio Risk Sharing Authority, Inc. (See Note 2.A.) for the following insurance coverage:

Coverage provided by Schools of Ohio Risk Sharing (SORSA) is as follows:

Building and Contents/Boiler and Machinery - blanket coverage building and premises, 90% coinsurance with \$1,000 deductible	\$49,743,505
Inland Marine - Electronic Data Processing Equipment	1,250,000
Inland Marine - Musical Equipment, electronics, uniforms	1,000,000
Inland Marine - Mobile Equipment	10,700
Automobile Liability (\$0 deductible per person/accident)	15,000,000
Medical Payments - per person	10,000
per accident	25,000

Coverage provided by Schools of Ohio Risk Sharing (SORSA) is as follows:

General School District Liability	
Per occurrence	\$15,000,000
General Aggregate Liability	17,000,000
Educators Legal Liability (per occurrence)	15,000,000
Educators Legal Liability (aggregate)	15,000,000

Settled claims have not exceeded this commercial coverage in any of the past three years. There has been no significant reduction in amounts of insurance coverage from fiscal year 2018.

B. Medical/Dental Insurance

The District participates in the San-Ott School Employees Welfare Benefit Association (the Association), a public entity shared risk pool consisting of seven local school districts (See Note 2.A). The District pays monthly premiums to the Association for employee medical and dental insurance benefits. The Association is responsible for the management and operation of the program. Upon withdrawal from the Association, a participant is responsible for the payment of all liabilities to its employees, dependents and designated beneficiaries accruing as a result of withdrawal.

Depending upon the plan chosen, the employees share the cost of the monthly premium with the Board. The premium varies with employee depending on the terms of the union contract. Life insurance and accidental death and dismemberment insurance are provided through One America Insurance Company.

C. Workers' Compensation Plan

The District participates in a Group-Retrospective-Rating Program (the Program) through Sheakley UniComp, the sponsoring organization's representative (See Note 2.A.). The intent of the Program is to achieve the benefit of a reduced premium for the District by virtue of its grouping and representation with other participants in the Program.

**WOODMORE LOCAL SCHOOL DISTRICT
SANDUSKY COUNTY**

NOTES TO THE BASIC FINANCIAL STATEMENTS
FOR THE FISCAL YEAR ENDED JUNE 30, 2019
(Continued)

The workers' compensation experience of the participating districts is calculated as one experience and a common premium rate is applied to all school districts in the Program. Each participant pays its workers' compensation premium to the State based on the rate for the Program rather than its individual rate. Total savings are then calculated and each participant's individual performance is compared to the overall savings percentage of the Program. A participant will then either receive money from or be required to contribute to the "equity pooling fund". This "equity pooling" arrangement insures that each participant shares equally in the overall performance of the Program. Participation in the Program is limited to districts that can meet the Program's selection criteria. The firm of Sheakley UniService provides administrative, cost control and actuarial services to the Program.

NOTE 13 - DEFINED BENEFIT PENSION PLANS

Net Pension Liability

The net pension liability reported on the statement of net position represents a liability to employees for pensions. Pensions are a component of exchange transactions—between an employer and its employees—of salaries and benefits for employee services. Pensions are provided to an employee—on a deferred-payment basis—as part of the total compensation package offered by an employer for employee services each financial period. The obligation to sacrifice resources for pensions is a present obligation because it was created as a result of employment exchanges that already have occurred.

The net pension liability represents the District's proportionate share of each pension plan's collective actuarial present value of projected benefit payments attributable to past periods of service, net of each pension plan's fiduciary net position. The net pension liability calculation is dependent on critical long-term variables, including estimated average life expectancies, earnings on investments, cost of living adjustments and others. While these estimates use the best information available, unknowable future events require adjusting this estimate annually.

The Ohio Revised Code limits the District's obligation for this liability to annually required payments. The District cannot control benefit terms or the manner in which pensions are financed; however, the District does receive the benefit of employees' services in exchange for compensation including pension.

GASB 68 assumes the liability is solely the obligation of the employer, because (1) they benefit from employee services; and (2) State statute requires all funding to come from these employers. All contributions to date have come solely from these employers (which also includes costs paid in the form of withholdings from employees). State statute requires the pension plans to amortize unfunded liabilities within 30 years. If the amortization period exceeds 30 years, each pension plan's board must propose corrective action to the State legislature. Any resulting legislative change to benefits or funding could significantly affect the net pension liability. Resulting adjustments to the net pension liability would be effective when the changes are legally enforceable.

The proportionate share of each plan's unfunded benefits is presented as a long-term *net pension liability* on the accrual basis of accounting. Any liability for the contractually-required pension contribution outstanding at the end of the year is included in *pension and postemployment benefits payable* on both the accrual and modified accrual bases of accounting.

Plan Description - School Employees Retirement System (SERS)

Plan Description - The District non-teaching employees participate in SERS, a cost-sharing multiple-employer defined benefit pension plan administered by SERS. SERS provides retirement, disability and survivor benefits, annual cost-of-living adjustments, and death benefits to plan members and beneficiaries. Authority to establish and amend benefits is provided by Ohio Revised Code Chapter 3309. SERS issues a publicly available, stand-alone financial report that includes financial statements, required supplementary

**WOODMORE LOCAL SCHOOL DISTRICT
SANDUSKY COUNTY**

NOTES TO THE BASIC FINANCIAL STATEMENTS
FOR THE FISCAL YEAR ENDED JUNE 30, 2019
(Continued)

information and detailed information about SERS' fiduciary net position. That report can be obtained by visiting the SERS website at www.ohsers.org under Employers/Audit Resources.

Age and service requirements for retirement are as follows:

	Eligible to Retire on or before August 1, 2017 *	Eligible to Retire after August 1, 2017
Full benefits	Age 65 with 5 years of services credit; or Any age with 30 years of service credit	Age 67 with 10 years of service credit; or Age 57 with 30 years of service credit
Actuarially reduced benefits	Age 60 with 5 years of service credit; or Age 55 with 25 years of service credit	Age 62 with 10 years of service credit; or Age 60 with 25 years of service credit

* Members with 25 years of service credit as of August 1, 2017, will be included in this plan.

Annual retirement benefits are calculated based on final average salary multiplied by a percentage that varies based on years of service; 2.2% for the first thirty years of service and 2.5% for years of service credit over 30. Final average salary is the average of the highest three years of salary.

Effective January 1, 2018, SERS cost-of-living adjustment (COLA) changed from a fixed 3% annual increase to one based on the Consumer Price Index (CPI-W) with a cap of 2.5% and a floor of 0%. SERS also has the authority to award or suspend the COLA, or to adjust the COLA above or below CPI-W. SERS suspended the COLA increases for 2018, 2019 and 2020 for current retirees, and confirmed their intent to implement a four-year waiting period for the state of a COLA for future retirees.

Funding Policy - Plan members are required to contribute 10% of their annual covered salary and the School District is required to contribute 14% of annual covered payroll. The contribution requirements of plan members and employers are established and may be amended by the SERS' Retirement Board up to statutory maximum amounts of 10% for plan members and 14% for employers. The Retirement Board, acting with the advice of the actuary, allocates the employer contribution rate among four of the System's funds (Pension Trust Fund, Death Benefit Fund, Medicare B Fund, and Health Care Fund). For the fiscal year ended June 30, 2019, the allocation to pension, death benefits, and Medicare B was 13.5%. The remaining 0.5% of the employer contribution rate was allocated to the Health Care Fund.

The District's contractually required contribution to SERS was \$223,774 for fiscal year 2019. Of this amount, \$21,626 is reported as pension and postemployment benefits payable.

Plan Description - State Teachers Retirement System (STRS)

Plan Description - Licensed teachers participate in STRS Ohio, a cost-sharing multiple-employer public employee retirement system administered by STRS. STRS provides retirement and disability benefits to members and death and survivor benefits to beneficiaries. STRS issues a stand-alone financial report that includes financial statements, required supplementary information and detailed information about STRS' fiduciary net position. That report can be obtained by writing to STRS, 275 E. Broad St., Columbus, OH 43215-3771, by calling (888) 227-7877, or by visiting the STRS website at www.strsoh.org.

New members have a choice of three retirement plans; a Defined Benefit (DB) Plan, a Defined Contribution (DC) Plan and a Combined Plan. Benefits are established by Ohio Revised Code Chapter 3307. The DB Plan offers an annual retirement allowance based on final average salary multiplied by a percentage that varies based on years of service. Effective August 1, 2015, the calculation will be 2.2% of final average salary for the five highest years of earnings multiplied by all years of service. Effective July 1, 2017, the cost-of-living adjustment was reduced to zero. Members are eligible to retire at age 60 with five years of

**WOODMORE LOCAL SCHOOL DISTRICT
SANDUSKY COUNTY**

**NOTES TO THE BASIC FINANCIAL STATEMENTS
FOR THE FISCAL YEAR ENDED JUNE 30, 2019
(Continued)**

qualifying service credit, or age 55 with 26 years of service, or 31 years of service regardless of age. Eligibility changes will be phased in until August 1, 2026, when retirement eligibility for unreduced benefits will be five years of service credit and age 65, or 35 years of service credit and at least age 60.

The DC Plan allows members to place all their member contributions and 9.53% of the 14% employer contributions into an investment account. Investment allocation decisions are determined by the member. The remaining 4.47% of the 14% employer rate is allocated to the defined benefit unfunded liability. A member is eligible to receive a retirement benefit at age 50 and termination of employment. The member may elect to receive a lifetime monthly annuity or a lump sum withdrawal.

The Combined Plan offers features of both the DB Plan and the DC Plan. In the Combined Plan, 12% of the 14% member rate goes to the DC Plan and the remaining 2% is applied to the DB Plan. Member contributions to the DC Plan are allocated among investment choices by the member, and contributions to the DB Plan from the employer and the member are used to fund the defined benefit payment at a reduced level from the regular DB Plan. The defined benefit portion of the Combined Plan payment is payable to a member on or after age 60 with five years of service. The defined contribution portion of the account may be taken as a lump sum payment or converted to a lifetime monthly annuity after termination of employment at age 50 or later.

New members who choose the DC Plan or Combined Plan will have another opportunity to reselect a permanent plan during their fifth year of membership. Members may remain in the same plan or transfer to another STRS plan. The optional annuitization of a member's defined contribution account or the defined contribution portion of a member's Combined Plan account to a lifetime benefit results in STRS bearing the risk of investment gain or loss on the account. STRS has therefore included all three plan options as one defined benefit plan for GASB 68 reporting purposes.

A DB or Combined Plan member with five or more years of credited service who is determined to be disabled may qualify for a disability benefit. Eligible survivors of members who die before service retirement may qualify for monthly benefits. New members on or after July 1, 2013, must have at least ten years of qualifying service credit to apply for disability benefits. Members in the DC Plan who become disabled are entitled only to their account balance. If a member of the DC Plan dies before retirement benefits begin, the member's designated beneficiary is entitled to receive the member's account balance.

Funding Policy - Employer and member contribution rates are established by the State Teachers Retirement Board and limited by Chapter 3307 of the Ohio Revised Code. For fiscal year 2019, plan members were required to contribute 14% of their annual covered salary. The District was required to contribute 14%; the entire 14% was the portion used to fund pension obligations. The fiscal year 2019 contribution rates were equal to the statutory maximum rates.

The District's contractually required contribution to STRS was \$745,531 for fiscal year 2019. Of this amount, \$134,000 is reported as pension and postemployment benefits payable.

Pension Liabilities, Pension Expense, and Deferred Outflows of Resources and Deferred Inflows of Resources Related to Pensions

The net pension liability was measured as of June 30, 2018, and the total pension liability used to calculate the net pension liability was determined by an actuarial valuation as of that date. The District's proportion of the net pension liability was based on the District's share of contributions to the pension plan relative to the projected contributions of all participating entities.

**WOODMORE LOCAL SCHOOL DISTRICT
SANDUSKY COUNTY**

NOTES TO THE BASIC FINANCIAL STATEMENTS
FOR THE FISCAL YEAR ENDED JUNE 30, 2019
(Continued)

Following is information related to the proportionate share and pension expense:

	<u>SERS</u>	<u>STRS</u>	<u>Total</u>
Proportion of the net pension liability prior measurement date	0.04445290%	0.04246925%	
Proportion of the net pension liability current measurement date	<u>0.04291750%</u>	<u>0.04391959%</u>	
Change in proportionate share	<u>-0.00153540%</u>	<u>0.00145034%</u>	
Proportionate share of the net pension liability	\$ 2,457,965	\$ 9,656,932	\$ 12,114,897
Pension expense	\$ 135,438	\$ 768,120	\$ 903,558

At June 30, 2019, the District reported deferred outflows of resources and deferred inflows of resources related to pensions from the following sources:

	<u>SERS</u>	<u>STRS</u>	<u>Total</u>
Deferred outflows of resources			
Differences between expected and actual experience	\$ 134,804	\$ 222,911	\$ 357,715
Changes of assumptions	55,506	1,711,391	1,766,897
Difference between employer contributions and proportionate share of contributions/ change in proportionate share	1,434	227,512	228,946
Contributions subsequent to the measurement date	<u>223,774</u>	<u>745,531</u>	<u>969,305</u>
Total deferred outflows of resources	<u>\$ 415,518</u>	<u>\$ 2,907,345</u>	<u>\$ 3,322,863</u>
Deferred inflows of resources			
Differences between expected and actual experience	\$ -	\$ 63,065	\$ 63,065
Net difference between projected and actual earnings on pension plan investments	68,106	585,585	653,691
Difference between employer contributions and proportionate share of contributions/ change in proportionate share	<u>88,850</u>	<u>370,207</u>	<u>459,057</u>
Total deferred inflows of resources	<u>\$ 156,956</u>	<u>\$ 1,018,857</u>	<u>\$ 1,175,813</u>

\$969,305 reported as deferred outflows of resources related to pension resulting from District contributions subsequent to the measurement date will be recognized as a reduction of the net pension liability in the year ending June 30, 2020.

**WOODMORE LOCAL SCHOOL DISTRICT
SANDUSKY COUNTY**

NOTES TO THE BASIC FINANCIAL STATEMENTS
FOR THE FISCAL YEAR ENDED JUNE 30, 2019
(Continued)

Other amounts reported as deferred outflows of resources and deferred inflows of resources related to pension will be recognized in pension expense as follows:

	SERS	STRS	Total
Fiscal Year Ending June 30:			
2020	\$ 122,031	\$ 668,693	\$ 790,724
2021	14,310	519,504	533,814
2022	(80,663)	27,174	(53,489)
2023	(20,890)	(72,414)	(93,304)
Total	\$ 34,788	\$ 1,142,957	\$ 1,177,745

Actuarial Assumptions - SERS

SERS' total pension liability was determined by their actuaries in accordance with GASB Statement No. 67, as part of their annual actuarial valuation for each defined benefit retirement plan. Actuarial valuations of an ongoing plan involve estimates of the value of reported amounts (e.g., salaries, credited service) and assumptions about the probability of occurrence of events far into the future (e.g., mortality, disabilities, retirements, employment termination). Actuarially determined amounts are subject to continual review and potential modifications, as actual results are compared with past expectations and new estimates are made about the future.

Projections of benefits for financial reporting purposes are based on the substantive plan (the plan as understood by the employers and plan members) and include the types of benefits provided at the time of each valuation and the historical pattern of sharing benefit costs between the employers and plan members to that point. The projection of benefits for financial reporting purposes does not explicitly incorporate the potential effects of legal or contractual funding limitations.

Actuarial calculations reflect a long-term perspective. For a newly hired employee, actuarial calculations will take into account the employee's entire career with the employer and also take into consideration the benefits, if any, paid to the employee after termination of employment until the death of the employee and any applicable contingent annuitant. In many cases actuarial calculations reflect several decades of service with the employer and the payment of benefits after termination.

Key methods and assumptions used in calculating the total pension liability in the latest actuarial valuation, prepared as of June 30, 2018, are presented below:

Wage inflation	3.00%
Future salary increases, including inflation	3.50% to 18.20%
COLA or ad hoc COLA	2.50%, on and after April 1, 2018, COLA's for future retirees will be delayed for three years following commencement
Investment rate of return	7.50% net of investments expense, including inflation
Actuarial cost method	Entry age normal (level percent of payroll)

For 2018, the mortality rates were based on the RP-2014 Blue Collar Mortality Table with fully generational projection and a five-year age set-back for both males and females. Mortality among service retired members, and beneficiaries were based upon the RP-2014 Blue Collar Mortality Table with fully generational projection with Scale BB, 120% of male rates, and 110% of female rates. Mortality among disabled members was based upon the RP-2000 Disabled Mortality Table, 90% for male rates and 100% for female rates, set back five years is used for the period after disability retirement.

**WOODMORE LOCAL SCHOOL DISTRICT
SANDUSKY COUNTY**

NOTES TO THE BASIC FINANCIAL STATEMENTS
FOR THE FISCAL YEAR ENDED JUNE 30, 2019
(Continued)

The most recent experience study was completed for the five year period ended June 30, 2015.

The long-term return expectation for the Pension Plan Investments has been determined using a building-block approach and assumes a time horizon, as defined in SERS' *Statement of Investment Policy*. A forecasted rate of inflation serves as the baseline for the return expectation. Various real return premiums over the baseline inflation rate have been established for each asset class. The long-term expected nominal rate of return has been determined by calculating a weighted average of the expected real return premiums for each asset class, adding the projected inflation rate, and adding the expected return from rebalancing uncorrelated asset classes.

The target allocation and best estimates of arithmetic real rates of return for each major assets class are summarized in the following table:

Asset Class	Target Allocation	Long Term Expected Real Rate of Return
Cash	1.00 %	0.50 %
US Equity	22.50	4.75
International Equity	22.50	7.00
Fixed Income	19.00	1.50
Private Equity	10.00	8.00
Real Assets	15.00	5.00
Multi-Asset Strategies	10.00	3.00
Total	100.00 %	

Discount Rate - The total pension liability was calculated using the discount rate of 7.50%. The projection of cash flows used to determine the discount rate assumed the contributions from employers and from the members would be computed based on contribution requirements as stipulated by State statute. Projected inflows from investment earning were calculated using the long-term assumed investment rate of return (7.50%). Based on those assumptions, the plan's fiduciary net position was projected to be available to make all future benefit payments of current plan members. Therefore, the long-term expected rate of return on pension plan investments was applied to all periods of projected benefits to determine the total pension liability.

Sensitivity of the School District's Proportionate Share of the Net Pension Liability to Changes in the Discount Rate - Net pension liability is sensitive to changes in the discount rate, and to illustrate the potential impact the following table presents the net pension liability calculated using the discount rate of 7.50%, as well as what each plan's net pension liability would be if it were calculated using a discount rate that is one percentage point lower (6.50%), or one percentage point higher (8.50%) than the current rate.

	1% Decrease (6.50%)	Current Discount Rate (7.50%)	1% Increase (8.50%)
District's proportionate share of the net pension liability	\$ 3,462,229	\$ 2,457,965	\$ 1,615,957

**WOODMORE LOCAL SCHOOL DISTRICT
SANDUSKY COUNTY**

NOTES TO THE BASIC FINANCIAL STATEMENTS
FOR THE FISCAL YEAR ENDED JUNE 30, 2019
(Continued)

Actuarial Assumptions - STRS

Key methods and assumptions used in the latest actuarial valuation, reflecting experience study results used in the July 1, 2018, actuarial valuation are presented below:

	July 1, 2018
Inflation	2.50%
Projected salary increases	12.50% at age 20 to 2.50% at age 65
Investment rate of return	7.45%, net of investment expenses, including inflation
Payroll increases	3.00%
Cost-of-living adjustments (COLA)	0.0%, effective July 1, 2017
Discount rate of return	7.45%

For the July 1, 2018, actuarial valuation, post-retirement mortality rates for healthy retirees are based on the RP-2014 Annuitant Mortality Table with 50% of rates through age 69, 70% of rates between ages 70 and 79, 90% of rates between ages 80 and 84, and 100% of rates thereafter, projected forward generationally using mortality improvement scale MP-2016. Post-retirement disabled mortality rates are based on the RP-2014 Disabled Mortality Table with 90% of rates for males and 100% of rates for females, projected forward generationally using mortality improvement scale MP-2016. Pre-retirement mortality rates are based on RP-2014 Employee Mortality Table, projected forward generationally using mortality improvement scale MP-2016.

Actuarial assumptions used in the July 1, 2018 valuation are based on the results of an actuarial experience study for the period July 1, 2011 through June 30, 2016.

STRS Ohio's investment consultant develops an estimate range for the investment return assumption based on the target allocation adopted by the Retirement Board. The target allocation and long-term expected rate of return for each major asset class are summarized as follows:

Asset Class	Target Allocation**	Long Term Expected Real Rate of Return *
Domestic Equity	28.00 %	7.35 %
International Equity	23.00	7.55
Alternatives	17.00	7.09
Fixed Income	21.00	3.00
Real Estate	10.00	6.00
Liquidity Reserves	1.00	2.25
Total	100.00 %	

*10-Year geometric nominal returns, which include the real rate of return and inflation of 2.25% and does not include investment expenses. Over a 30-year period, STRS' investment consultant indicates that the above target allocations should generate a return above the actuarial rate of return, without net value added by management.

**The Target Allocation percentage is effective as of July 1, 2017. Target weights will be phased in over a 24-month period concluding on July 1, 2019.

**WOODMORE LOCAL SCHOOL DISTRICT
SANDUSKY COUNTY**

NOTES TO THE BASIC FINANCIAL STATEMENTS
FOR THE FISCAL YEAR ENDED JUNE 30, 2019
(Continued)

Discount Rate - The discount rate used to measure the total pension liability was 7.45% as of June 30, 2018. The projection of cash flows used to determine the discount rate assumes member and employer contributions will be made at the statutory contribution rates in accordance with rate increases described above. For this purpose, only employer contributions that are intended to fund benefits of current plan members and their beneficiaries are included. Projected employer contributions that are intended to fund the service costs of future plan members and their beneficiaries, as well as projected contributions from future plan members, are not included. Based on those assumptions, STRS' fiduciary net position was projected to be available to make all projected future benefit payments to current plan members as of June 30, 2018. Therefore, the long-term expected rate of return on pension plan investments of 7.45% was applied to all periods of projected benefit payment to determine the total pension liability as of June 30, 2018.

Sensitivity of the School District's Proportionate Share of the Net Pension Liability to Changes in the Discount Rate - The following table presents the School District's proportionate share of the net pension liability calculated using the current period discount rate assumption of 7.45%, as well as what the School District's proportionate share of the net pension liability would be if it were calculated using a discount rate that is one-percentage-point lower (6.45%) or one-percentage-point higher (8.45%) than the current rate:

	1% Decrease (6.45%)	Current Discount Rate (7.45%)	1% Increase (8.45%)
District's proportionate share of the net pension liability	\$ 14,102,678	\$ 9,656,932	\$ 5,894,211

NOTE 14 - DEFINED BENEFIT OPEB PLANS

Net OPEB Liability/Asset

The net OPEB liability/asset reported on the statement of net position represents a liability/asset to employees for OPEB. OPEB is a component of exchange transactions—between an employer and its employees—of salaries and benefits for employee services. OPEB are provided to an employee—on a deferred-payment basis—as part of the total compensation package offered by an employer for employee services each financial period. The obligation to sacrifice resources for OPEB is a present obligation because it was created as a result of employment exchanges that already have occurred.

The net OPEB liability/asset represents the District's proportionate share of each OPEB plan's collective actuarial present value of projected benefit payments attributable to past periods of service, net of each OPEB plan's fiduciary net position. The net OPEB liability/asset calculation is dependent on critical long-term variables, including estimated average life expectancies, earnings on investments, cost of living adjustments and others. While these estimates use the best information available, unknowable future events require adjusting these estimates annually.

The Ohio Revised Code limits the District's obligation for this liability to annually required payments. The School District cannot control benefit terms or the manner in which OPEB are financed; however, the District does receive the benefit of employees' services in exchange for compensation including OPEB.

GASB 75 assumes the liability is solely the obligation of the employer, because they benefit from employee services. OPEB contributions come from these employers and health care plan enrollees which pay a portion of the health care costs in the form of a monthly premium. The Ohio Revised Code permits, but does not require the retirement systems to provide healthcare to eligible benefit recipients. Any change to benefits or funding could significantly affect the net OPEB liability/asset. Resulting adjustments to the net OPEB liability/asset would be effective when the changes are legally enforceable. The retirement systems may allocate a portion of the employer contributions to provide for these OPEB benefits.

**WOODMORE LOCAL SCHOOL DISTRICT
SANDUSKY COUNTY**

NOTES TO THE BASIC FINANCIAL STATEMENTS
FOR THE FISCAL YEAR ENDED JUNE 30, 2019
(Continued)

The proportionate share of each plan's unfunded benefits is presented as a long-term *net OPEB liability* or *net OPEB asset* on the accrual basis of accounting. Any liability for the contractually-required OPEB contribution outstanding at the end of the year is included in *pension and postemployment benefits payable* on both the accrual and modified accrual bases of accounting.

Plan Description - School Employees Retirement System (SERS)

Health Care Plan Description - The District contributes to the SERS Health Care Fund, administered by SERS for non-certificated retirees and their beneficiaries. For GASB 75 purposes, this plan is considered a cost-sharing other postemployment benefit (OPEB) plan. SERS' Health Care Plan provides healthcare benefits to eligible individuals receiving retirement, disability, and survivor benefits, and to their eligible dependents. Members who retire after June 1, 1986, need 10 years of service credit, exclusive of most types of purchased credit, to qualify to participate in SERS' health care coverage. In addition to age and service retirees, disability benefit recipients and beneficiaries who are receiving monthly benefits due to the death of a member or retiree, are eligible for SERS' health care coverage. Most retirees and dependents choosing SERS' health care coverage are over the age of 65 and therefore enrolled in a fully insured Medicare Advantage plan; however, SERS maintains a traditional, self-insured preferred provider organization for its non-Medicare retiree population. For both groups, SERS offers a self-insured prescription drug program. Health care is a benefit that is permitted, not mandated, by statute. The financial report of the Plan is included in the SERS Comprehensive Annual Financial Report which can be obtained on SERS' website at www.ohsers.org under Employers/Audit Resources.

Access to health care for retirees and beneficiaries is permitted in accordance with Section 3309 of the Ohio Revised Code. The Health Care Fund was established and is administered in accordance with Internal Revenue Code Section 105(e). SERS' Retirement Board reserves the right to change or discontinue any health plan or program. Active employee members do not contribute to the Health Care Plan. The SERS Retirement Board established the rules for the premiums paid by the retirees for health care coverage for themselves and their dependents or for their surviving beneficiaries. Premiums vary depending on the plan selected, qualified years of service, Medicare eligibility, and retirement status.

Funding Policy - State statute permits SERS to fund the health care benefits through employer contributions. Each year, after the allocation for statutorily required pensions and benefits, the Retirement Board may allocate the remainder of the employer contribution of 14% of covered payroll to the Health Care Fund in accordance with the funding policy. For fiscal year 2019, 0.5% of covered payroll was made to health care. An additional health care surcharge on employers is collected for employees earning less than an actuarially determined minimum compensation amount, pro-rated if less than a full year of service credit was earned. For fiscal year 2019, this amount was \$21,600. Statutes provide that no employer shall pay a health care surcharge greater than 2% of that employer's SERS-covered payroll; nor may SERS collect in aggregate more than 1.5% of the total statewide SERS-covered payroll for the health care surcharge. For fiscal year 2019, the District's surcharge obligation was \$28,341.

The surcharge added to the allocated portion of the 14% employer contribution rate is the total amount assigned to the Health Care Fund. The District's contractually required contribution to SERS was \$36,629 for fiscal year 2019. Of this amount, \$29,142 is reported as pension and postemployment benefits payable.

Plan Description - State Teachers Retirement System (STRS)

Plan Description - The State Teachers Retirement System of Ohio (STRS) administers a cost-sharing Health Plan administered for eligible retirees who participated in the defined benefit or combined pension plans offered by STRS. Ohio law authorizes STRS to offer this plan. Benefits include hospitalization, physicians' fees, prescription drugs and partial reimbursement of monthly Medicare Part B premiums. Medicare Part B premium reimbursements will be discontinued effective January 1, 2020. The Plan is included in the report of STRS which can be obtained by visiting www.strsoh.org or by calling (888) 227-7877.

**WOODMORE LOCAL SCHOOL DISTRICT
SANDUSKY COUNTY**

NOTES TO THE BASIC FINANCIAL STATEMENTS
FOR THE FISCAL YEAR ENDED JUNE 30, 2019
(Continued)

Funding Policy – Ohio Revised Code Chapter 3307 authorizes STRS to offer the Plan and gives the Retirement Board discretionary authority over how much, if any, of the health care costs will be absorbed by STRS. Active employee members do not contribute to the Health Care Plan. Nearly all health care plan enrollees, for the most recent year, pay a portion of the health care costs in the form of a monthly premium. Under Ohio law, funding for post-employment health care may be deducted from employer contributions, currently 14% of covered payroll. For the fiscal year ended June 30, 2019, STRS did not allocate any employer contributions to post-employment health care.

OPEB Liabilities/Assets, OPEB Expense, and Deferred Outflows of Resources and Deferred Inflows of Resources Related to OPEB

The net OPEB liability/asset was measured as of June 30, 2018, and the total OPEB liability/asset used to calculate the net OPEB liability/asset was determined by an actuarial valuation as of that date. The District's proportion of the net OPEB liability/asset was based on the District's share of contributions to the respective retirement systems relative to the contributions of all participating entities. Following is information related to the proportionate share and OPEB expense:

	<u>SERS</u>	<u>STRS</u>	<u>Total</u>
Proportion of the net OPEB liability prior measurement date	0.04503640%	0.04246925%	
Proportion of the net OPEB liability/asset current measurement date	<u>0.04344560%</u>	<u>0.04391959%</u>	
Change in proportionate share	<u>-0.00159080%</u>	<u>0.00145034%</u>	
Proportionate share of the net OPEB liability	\$ 1,205,298	\$ -	\$ 1,205,298
Proportionate share of the net OPEB asset	\$ -	\$ (705,743)	\$ (705,743)
OPEB expense	\$ 43,922	\$ (1,532,850)	\$ (1,488,928)

At June 30, 2019, the District reported deferred outflows of resources and deferred inflows of resources related to OPEB from the following sources:

	<u>SERS</u>	<u>STRS</u>	<u>Total</u>
Deferred outflows of resources			
Differences between expected and actual experience	\$ 19,674	\$ 82,433	\$ 102,107
Difference between employer contributions and proportionate share of contributions/ change in proportionate share	-	51,684	51,684
Contributions subsequent to the measurement date	<u>36,629</u>	<u>-</u>	<u>36,629</u>
Total deferred outflows of resources	<u>\$ 56,303</u>	<u>\$ 134,117</u>	<u>\$ 190,420</u>

**WOODMORE LOCAL SCHOOL DISTRICT
SANDUSKY COUNTY**

NOTES TO THE BASIC FINANCIAL STATEMENTS
FOR THE FISCAL YEAR ENDED JUNE 30, 2019
(Continued)

	<u>SERS</u>	<u>STRS</u>	<u>Total</u>
Deferred inflows of resources			
Differences between expected and actual experience	\$ -	\$ 41,119	\$ 41,119
Net difference between projected and actual earnings on pension plan investments	1,808	80,625	82,433
Changes of assumptions	108,287	961,630	1,069,917
Difference between employer contributions and proportionate share of contributions/ change in proportionate share	<u>61,585</u>	<u>53,619</u>	<u>115,204</u>
Total deferred inflows of resources	<u>\$ 171,680</u>	<u>\$ 1,136,993</u>	<u>\$ 1,308,673</u>

\$36,629 reported as deferred outflows of resources related to OPEB resulting from District contributions subsequent to the measurement date will be recognized as a reduction of the net OPEB liability/asset in the year ending June 30, 2020. Other amounts reported as deferred outflows of resources and deferred inflows of resources related to OPEB will be recognized in OPEB expense as follows:

Fiscal Year Ending June 30:	<u>SERS</u>	<u>STRS</u>	<u>Total</u>
2020	\$ (59,648)	\$ (181,317)	\$ (240,965)
2021	(48,534)	(181,317)	(229,851)
2022	(13,343)	(181,315)	(194,658)
2023	(12,574)	(163,006)	(175,580)
2024	(12,698)	(156,582)	(169,280)
Thereafter	<u>(5,209)</u>	<u>(139,339)</u>	<u>(144,548)</u>
Total	<u>\$ (152,006)</u>	<u>\$ (1,002,876)</u>	<u>\$ (1,154,882)</u>

Actuarial Assumptions - SERS

The total OPEB liability is determined by SERS' actuaries in accordance with GASB Statement No. 74, as part of their annual actuarial valuation for each retirement plan. Actuarial valuations of an ongoing plan involve estimates of the value of reported amounts (e.g., salaries, credited service) and assumptions about the probability of occurrence of events far into the future (e.g., mortality, disabilities, retirements, employment terminations). Actuarially determined amounts are subject to continual review and potential modifications, as actual results are compared with past expectations and new estimates are made about the future.

Projections of benefits for financial reporting purposes are based on the substantive plan (the plan as understood by the employers and plan members) and include the types of benefits provided at the time of each valuation and the historical pattern of sharing benefit costs between the employers and plan members to that point. The projection of benefits for financial reporting purposes does not explicitly incorporate the potential effects of legal or contractual funding limitations.

Actuarial calculations reflect a long-term perspective. For a newly hired employee, actuarial calculations will take into account the employee's entire career with the employer and also take into consideration the benefits, if any, paid to the employee after termination of employment until the death of the employee and any applicable contingent annuitant. In many cases, actuarial calculations reflect several decades of service with the employer and the payment of benefits after termination.

**WOODMORE LOCAL SCHOOL DISTRICT
SANDUSKY COUNTY**

NOTES TO THE BASIC FINANCIAL STATEMENTS
FOR THE FISCAL YEAR ENDED JUNE 30, 2019
(Continued)

Key methods and assumptions used in calculating the total OPEB liability in the latest actuarial valuation date of June 30, 2018, are presented below:

Wage inflation	3.00%
Future salary increases, including inflation	3.50% to 18.20%
Investment rate of return	7.50% net of investments expense, including inflation
Municipal bond index rate:	
Measurement date	3.62%
Prior measurement date	3.56%
Single equivalent interest rate, net of plan investment expense, including price inflation:	
Measurement date	3.70%
Prior measurement date	3.63%
Medical trend assumption:	
Medicare	5.375 to 4.75%
Pre-Medicare	7.25 to 4.75%

Mortality rates were based on the RP-2014 Blue Collar Mortality Table with fully generational projection and Scale BB, 120% of male rates and 110% of female rates. RP-2000 Disabled Mortality Table with 90% for male rates and 100% for female rates set back five years.

The most recent experience study was completed for the five year period ended June 30, 2015.

The long-term expected rate of return on plan assets is reviewed as part of the actuarial five-year experience study. The most recent study covers fiscal years 2010 through 2015, and was adopted by the Board on April 21, 2016. Several factors are considered in evaluating the long-term rate of return assumption including long-term historical data, estimates inherent in current market data, and a log-normal distribution analysis in which best-estimate ranges of expected future real rates of return were developed by the investment consultant for each major asset class. These ranges were combined to produce the long-term expected rate of return, 7.50%, by weighting the expected future real rates of return by the target asset allocation percentage and then adding expected inflation. The capital market assumptions developed by the investment consultant are intended for use over a 10-year horizon and may not be useful in setting the long-term rate of return for funding pension plans which covers a longer timeframe. The assumption is intended to be a long-term assumption and is not expected to change absent a significant change in the asset allocation, a change in the inflation assumption, or a fundamental change in the market that alters expected returns in future years.

The target asset allocation and best estimates of arithmetic real rates of return for each major asset class, as used in the June 30, 2015 five-year experience study, are summarized as follows:

Asset Class	Target Allocation	Long-Term Expected Real Rate of Return
Cash	1.00 %	0.50 %
US Equity	22.50	4.75
International Equity	22.50	7.00
Fixed Income	19.00	1.50
Private Equity	10.00	8.00
Real Assets	15.00	5.00
Multi-Asset Strategies	10.00	3.00
Total	100.00 %	

**WOODMORE LOCAL SCHOOL DISTRICT
SANDUSKY COUNTY**

NOTES TO THE BASIC FINANCIAL STATEMENTS
FOR THE FISCAL YEAR ENDED JUNE 30, 2019
(Continued)

Discount Rate - The discount rate used to measure the total OPEB liability at June 30, 2018 was 3.70%. The discount rate used to measure total OPEB liability prior to June 30, 2018 was 3.63%. The projection of cash flows used to determine the discount rate assumed that contributions will be made from members and the System at the state statute contribution rate of 2.00% of projected covered employee payroll each year, which includes a 1.50% payroll surcharge and 0.50% of contributions from the basic benefits plan. Based on these assumptions, the OPEB plan's fiduciary net position was projected to become insufficient to make future benefit payments during the fiscal year ending June 30, 2026. Therefore, the long-term expected rate of return on OPEB plan assets was used to present value the projected benefit payments through the fiscal year ending June 30, 2025 and the Fidelity General Obligation 20-year Municipal Bond Index rate of 3.62%, as of June 30, 2018 (i.e. municipal bond rate), was used to present value the projected benefit payments for the remaining years in the projection. A municipal bond rate of 3.56% was used as of June 30, 2017. The total present value of projected benefit payments from all years was then used to determine the single rate of return that was used as the discount rate. The projection of future benefit payments for all current plan members was until the benefit payments ran out.

Sensitivity of the School District's Proportionate Share of the Net OPEB Liability to Changes in the Discount Rate and Changes in the Health Care Cost Trend Rates - The net OPEB liability is sensitive to changes in the discount rate and the health care cost trend rate. The following table presents the net OPEB liability of SERS, what SERS' net OPEB liability would be if it were calculated using a discount rate that is 1 percentage point lower (2.70%) and higher (4.70%) than the current discount rate (3.70%). Also shown is what SERS' net OPEB liability would be based on health care cost trend rates that are 1 percentage point lower (6.25% decreasing to 3.75%) and higher (8.25% decreasing to 5.75%) than the current rate.

	1% Decrease (2.70%)	Current Discount Rate (3.70%)	1% Increase (4.70%)
District's proportionate share of the net OPEB liability	\$ 1,462,535	\$ 1,205,298	\$ 1,001,615
	1% Decrease (6.25 % decreasing to 3.75 %)	Current Trend Rate (7.25 % decreasing to 4.75 %)	1% Increase (8.25 % decreasing to 5.75 %)
District's proportionate share of the net OPEB liability	\$ 972,455	\$ 1,205,298	\$ 1,513,625

Actuarial Assumptions - STRS

Key methods and assumptions used in the latest actuarial valuation, reflecting experience study results used in the July 1, 2018, actuarial valuation, compared with July 1, 2017, are presented below:

**WOODMORE LOCAL SCHOOL DISTRICT
SANDUSKY COUNTY**

NOTES TO THE BASIC FINANCIAL STATEMENTS
FOR THE FISCAL YEAR ENDED JUNE 30, 2019
(Continued)

	July 1, 2018		July 1, 2017
Inflation	2.50%		2.50%
Projected salary increases	12.50% at age 20 to 2.50% at age 65		12.50% at age 20 to 2.50% at age 65
Investment rate of return	7.45%, net of investment expenses, including inflation		7.45%, net of investment expenses, including inflation
Payroll increases	3.00%		3.00%
Cost-of-living adjustments (COLA)	0.00%		0.00%, effective July 1, 2017
Discounted rate of return	7.45%		N/A
Blended discount rate of return	N/A		4.13%
Health care cost trends			6 to 11% initial, 4.50% ultimate
	Initial	Ultimate	
Medical			
Pre-Medicare	6.00%	4.00%	
Medicare	5.00%	4.00%	
Prescription Drug			
Pre-Medicare	8.00%	4.00%	
Medicare	-5.23%	4.00%	

Projections of benefits include the historical pattern of sharing benefit costs between the employers and retired plan members.

For healthy retirees the mortality rates are based on the RP-2014 Annuitant Mortality Table with 50% of rates through age 69, 70% of rates between ages 70 and 79, 90% of rates between ages 80 and 84, and 100% of rates thereafter, projected forward generationally using mortality improvement scale MP-2016. For disabled retirees, mortality rates are based on the RP-2014 Disabled Mortality Table with 90% of rates for males and 100% of rates for females, projected forward generationally using mortality improvement scale MP-2016.

Actuarial assumptions used in the June 30, 2018, valuation are based on the results of an actuarial experience study for the period July 1, 2011 through June 30, 2016.

Assumption Changes Since the Prior Measurement Date - The discount rate was increased from the blended rate of 4.13% to the long-term expected rate of return of 7.45% based on the methodology defined under GASB Statement No. 74, Financial Reporting for Postemployment Benefit Plans Other Than Pension Plans (OPEB). Valuation year per capita health care costs were updated.

Benefit Term Changes Since the Prior Measurement Date - The subsidy multiplier for non-Medicare benefit recipients was increased from 1.90% to 1.944% per year of service effective January 1, 2019. The non-Medicare frozen subsidy base premium was increased effective January 1, 2019 and all remaining Medicare Part B premium reimbursements will be discontinued beginning January 1, 2020.

STRS' investment consultant develops an estimate range for the investment return assumption based on the target allocation adopted by the Retirement Board. The target allocation and long-term expected rate of return for each major asset class are summarized as follows:

**WOODMORE LOCAL SCHOOL DISTRICT
SANDUSKY COUNTY**

NOTES TO THE BASIC FINANCIAL STATEMENTS
FOR THE FISCAL YEAR ENDED JUNE 30, 2019
(Continued)

<u>Asset Class</u>	<u>Target Allocation**</u>	<u>Long Term Expected Real Rate of Return *</u>
Domestic Equity	28.00 %	7.35 %
International Equity	23.00	7.55
Alternatives	17.00	7.09
Fixed Income	21.00	3.00
Real Estate	10.00	6.00
Liquidity Reserves	1.00	2.25
Total	<u>100.00 %</u>	

*10-Year geometric nominal returns, which include the real rate of return and inflation of 2.25% and does not include investment expenses. Over a 30-year period, STRS' investment consultant indicates that the above target allocations should generate a return above the actuarial rate of return, without net value added by management.

** The Target Allocation percentage is effective as of July 1, 2017. Target weights will be phased in over a 24-month period concluding on July 1, 2019.

Discount Rate - The discount rate used to measure the total OPEB asset was 7.45% as of June 30, 2018. A discount rate used to measure the total OPEB liability was 4.13% as of June 30, 2017. The projection of cash flows used to determine the discount rate assumes STRS Ohio continues to allocate no employer contributions to the health care fund. Based on these assumptions, the OPEB plan's fiduciary net position was projected to be available to make all projected future benefit payments to current plan members. Therefore, the long-term expected rate of return on health care plan investments of 7.45% was used to measure the total OPEB asset as of June 30, 2018.

Sensitivity of the School District's Proportionate Share of the Net OPEB Asset to Changes in the Discount and Health Care Cost Trend Rate - The following table represents the net OPEB asset as of June 30, 2018, calculated using the current period discount rate assumption of 7.45%, as well as what the net OPEB asset would be if it were calculated using a discount rate that is one percentage point lower (6.45%) or one percentage point higher (8.45%) than the current assumption. Also shown is the net OPEB asset as if it were calculated using health care cost trend rates that are one percentage point lower or one percentage point higher than the current health care cost trend rates.

	<u>1% Decrease (6.45%)</u>	<u>Current Discount Rate (7.45%)</u>	<u>1% Increase (8.45%)</u>
	District's proportionate share of the net OPEB asset	\$ 604,888	\$ 705,743

	<u>1% Decrease</u>	<u>Current Trend Rate</u>	<u>1% Increase</u>
	District's proportionate share of the net OPEB asset	\$ 785,722	\$ 705,743

NOTE 15 - BUDGETARY BASIS OF ACCOUNTING

While reporting financial position, results of operations, and changes in fund balance on the basis of generally accepted accounting principles (GAAP), the budgetary basis as provided by law is based upon accounting for certain transactions on a basis of cash receipts and disbursements.

**WOODMORE LOCAL SCHOOL DISTRICT
SANDUSKY COUNTY**

NOTES TO THE BASIC FINANCIAL STATEMENTS
FOR THE FISCAL YEAR ENDED JUNE 30, 2019
(Continued)

The statement of revenue, expenditures and changes in fund balance - budget and actual (non-GAAP budgetary basis) presented for the General fund is presented on the budgetary basis to provide a meaningful comparison of actual results with the budget. The major differences between the budget basis and the GAAP basis are that:

- (a) Revenues and other financing sources are recorded when received in cash (budget basis) as opposed to when susceptible to accrual (GAAP basis);
- (b) Expenditures and other financing uses are recorded when paid in cash (budget basis) as opposed to when the liability is incurred (GAAP basis);
- (c) In order to determine compliance with Ohio law, and to reserve that portion of the applicable appropriation, total outstanding encumbrances (budget basis) are recorded as the equivalent of an expenditure, as opposed to restricted, assigned or committed fund balance for that portion of outstanding encumbrances not already recognized as an account payable (GAAP basis);
- (d) Advances-in and advances-out are operating transactions (budget basis) as opposed to balance sheet transactions (GAAP basis); and,
- (e) Some funds are included in the General fund (GAAP basis) but have separate legally adopted budgets (budget basis).

The adjustments necessary to convert the results of operations for the year on the budget basis to the GAAP basis for the General fund is as follows:

Net Change in Fund Balance

	<u>General fund</u>
Budget basis	\$ (473,083)
Net adjustment for revenue accruals	(211,441)
Net adjustment for expenditure accruals	(88,897)
Net adjustment for other sources/uses	107,049
Funds budgeted elsewhere	(60,550)
Adjustment for encumbrances	149,850
GAAP basis	\$ (577,072)

Certain funds that are legally budgeted in separate special revenue funds are considered part of the General fund on a GAAP basis. This includes the Uniform School Supplies fund, the Special Rotary fund, the Public School Support fund and the District agency fund.

NOTE 16 - CONTINGENCIES

A. Grants

The District receives significant financial assistance from numerous federal, State and local agencies in the form of grants. The disbursement of funds received under these programs generally requires compliance with terms and conditions specified in the grant agreements and are subject to audit by the grantor agencies. Any disallowed claims resulting from such audits could become a liability of the District. However, in the opinion of management, any such disallowed claims will not have a material effect on the financial position of the District.

**WOODMORE LOCAL SCHOOL DISTRICT
SANDUSKY COUNTY**

NOTES TO THE BASIC FINANCIAL STATEMENTS
FOR THE FISCAL YEAR ENDED JUNE 30, 2019
(Continued)

B. Litigation

The District is involved in no material litigation as either plaintiff or defendant.

C. Foundation Funding

School District foundation funding is based on the annualized full-time equivalent (FTE) enrollment of each student. The Ohio Department of Education (ODE) is legislatively required to adjust/reconcile funding as enrollment information is updated by schools throughout the State, which can extend past the fiscal year end. As of the date of this report, the District's ODE adjustments in fiscal year 2019 are a total liability of \$8,870. This amount has not been included in the financial statements.

NOTE 17 - SET-ASIDES

The District is required by State law to annually set-aside certain General fund revenue amounts, as defined by statutory formula, for the acquisition and construction of capital improvements. Amounts not spent by the end of the fiscal year or offset by similarly restricted resources received during the year must be held in cash at fiscal year-end. This amount must be carried forward to be used for the same purpose in future years. Expenditures exceeding the set-aside requirement may not be carried forward to the next fiscal year.

The following cash-basis information describes the change in the fiscal year-end set-aside amount for capital improvements. Disclosure of this information is required by State statute.

	<u>Capital Improvements</u>
Set-aside balance June 30, 2018	\$ -
Current year set-aside requirement	172,149
Current year offsets	<u>(439,265)</u>
Total	<u>\$ (267,116)</u>
Balance carried forward to fiscal year 2020	<u>\$ -</u>
Set-aside balance June 30, 2019	<u><u>\$ -</u></u>

NOTE 18 - OTHER COMMITMENTS

The District utilizes encumbrance accounting as part of its budgetary controls. Encumbrances outstanding at year end are reservations of fund balance for subsequent-year expenditures and may be reported as part of restricted, committed, or assigned classifications of fund balance. At year end, the District's commitments for encumbrances in the governmental funds were as follows:

<u>Fund</u>	<u>Year-End Encumbrances</u>
General	\$ 87,964
Other governmental	<u>115,385</u>
Total	<u><u>\$ 203,349</u></u>

**WOODMORE LOCAL SCHOOL DISTRICT
SANDUSKY COUNTY**

NOTES TO THE BASIC FINANCIAL STATEMENTS
FOR THE FISCAL YEAR ENDED JUNE 30, 2019
(Continued)

NOTE 19 - TAX ABATEMENTS ENTERED INTO BY OTHER GOVERNMENTS

Ottawa County provides tax abatements through Enterprise Zones (Ezone). Ezone - Under the authority of ORC Sections 5709.631 and 5709.632, the Ezone program is an economic development tool administered by a board of township trustees and county governments that provides real and personal property tax exemptions to businesses making investments in Ohio. An Ezone is a designated area of land in which businesses can receive tax incentives in the form of tax exemptions on qualifying new investment. An Ezone's geographic area is identified by the local government involved in the creation of the zone. Once the zone is defined, the local legislative authority participating in the creation must petition the director of the Ohio Department of Development. The director must then certify the area for it to become an active Enterprise Zone. The local legislative authority negotiates the terms of the Enterprise Zone Agreement (the Agreement) with the business, which may include tax sharing with the Board of Education. Legislation must then be passed to approve the Agreement. All Agreements must be finalized before the project begins and may contain provisions for the recoupment of taxes should the individual or entity fail to perform. The amount of the abatement is deducted from the business's property tax bill.

The Ezone agreement entered into by Ottawa County and Harris Township affects the property tax receipts collected and distributed to the District. There was an Ezone agreement with Materion Corp, Brush Wellman, Inc. / Cleveland Cuyahoga County Port Authority that affected the District. Under the agreement, the District property taxes were reduced by \$49,200 for fiscal year 2019.

This page intentionally left blank.

**WOODMORE LOCAL SCHOOL DISTRICT
SANDUSKY COUNTY**

SCHEDULES OF REQUIRED SUPPLEMENTARY INFORMATION

SCHEDULE OF THE DISTRICT'S PROPORTIONATE SHARE OF
THE NET PENSION LIABILITY
SCHOOL EMPLOYEES RETIREMENT SYSTEM (SERS) OF OHIO

LAST SIX FISCAL YEARS

	<u>2019</u>	<u>2018</u>	<u>2017</u>	<u>2016</u>
District's proportion of the net pension liability	0.04291750%	0.04445290%	0.04508040%	0.04661290%
District's proportionate share of the net pension liability	\$ 2,457,965	\$ 2,655,963	\$ 3,299,469	\$ 2,659,777
District's covered payroll	\$ 1,453,113	\$ 1,279,621	\$ 1,570,557	\$ 1,403,293
District's proportionate share of the net pension liability as a percentage of its covered payroll	169.15%	207.56%	210.08%	189.54%
Plan fiduciary net position as a percentage of the total pension liability	71.36%	69.50%	62.98%	69.16%

Note: Information prior to 2014 was unavailable. Schedule is intended to show information for 10 years. Additional years will be displayed as they become available.

Amounts presented for each fiscal year were determined as of the District's measurement date which is the prior year-end.

SEE ACCOMPANYING NOTES TO THE REQUIRED SUPPLEMENTARY INFORMATION

<u>2015</u>	<u>2014</u>
0.04571300%	0.04571300%
\$ 2,313,509	\$ 2,718,405
\$ 1,328,319	\$ 1,349,263
174.17%	201.47%
71.70%	65.52%

**WOODMORE LOCAL SCHOOL DISTRICT
SANDUSKY COUNTY**

SCHEDULES OF REQUIRED SUPPLEMENTARY INFORMATION

SCHEDULE OF THE DISTRICT'S PROPORTIONATE SHARE OF
THE NET PENSION LIABILITY
STATE TEACHERS RETIREMENT SYSTEM (STRS) OF OHIO

LAST SIX FISCAL YEARS

	<u>2019</u>	<u>2018</u>	<u>2017</u>	<u>2016</u>
District's proportion of the net pension liability	0.04391959%	0.04246925%	0.04387288%	0.04372665%
District's proportionate share of the net pension liability	\$ 9,656,932	\$ 10,088,661	\$ 14,685,575	\$ 12,084,767
District's covered payroll	\$ 5,085,393	\$ 4,694,914	\$ 4,606,729	\$ 4,610,079
District's proportionate share of the net pension liability as a percentage of its covered payroll	189.90%	214.88%	318.79%	262.14%
Plan fiduciary net position as a percentage of the total pension liability	77.31%	75.30%	66.80%	72.10%

Note: Information prior to 2014 was unavailable. Schedule is intended to show information for 10 years. Additional years will be displayed as they become available.

Amounts presented for each fiscal year were determined as of the District's measurement date which is the prior year-end.

SEE ACCOMPANYING NOTES TO THE REQUIRED SUPPLEMENTARY INFORMATION

<u>2015</u>	<u>2014</u>
0.04588709%	0.04588709%
\$ 11,161,328	\$ 13,295,301
\$ 4,688,392	\$ 4,827,954
238.06%	275.38%
74.70%	69.30%

**WOODMORE LOCAL SCHOOL DISTRICT
SANDUSKY COUNTY**

SCHEDULES OF REQUIRED SUPPLEMENTARY INFORMATION

SCHEDULE OF DISTRICT PENSION CONTRIBUTIONS
SCHOOL EMPLOYEES RETIREMENT SYSTEM (SERS) OF OHIO

LAST TEN FISCAL YEARS

	<u>2019</u>	<u>2018</u>	<u>2017</u>	<u>2016</u>
Contractually required contribution	\$ 223,774	\$ 196,173	\$ 179,147	\$ 219,878
Contributions in relation to the contractually required contribution	<u>(223,774)</u>	<u>(196,173)</u>	<u>(179,147)</u>	<u>(219,878)</u>
Contribution deficiency (excess)	<u>\$ -</u>	<u>\$ -</u>	<u>\$ -</u>	<u>\$ -</u>
District's covered payroll	\$ 1,657,585	\$ 1,453,133	\$ 1,279,621	\$ 1,570,557
Contributions as a percentage of covered payroll	13.50%	13.50%	14.00%	14.00%

SEE ACCOMPANYING NOTES TO THE REQUIRED SUPPLEMENTARY INFORMATION

2015	2014	2013	2012	2011	2010
\$ 184,954	\$ 184,105	\$ 186,738	\$ 170,932	\$ 168,516	\$ 166,370
<u>(184,954)</u>	<u>(184,105)</u>	<u>(186,738)</u>	<u>(170,932)</u>	<u>(168,516)</u>	<u>(166,370)</u>
<u>\$ -</u>	<u>\$ -</u>	<u>\$ -</u>	<u>\$ -</u>	<u>\$ -</u>	<u>\$ -</u>
\$ 1,403,293	\$ 1,328,319	\$ 1,349,263	\$ 1,270,870	\$ 1,340,621	\$ 1,228,730
13.18%	13.86%	13.84%	13.45%	12.57%	13.54%

**WOODMORE LOCAL SCHOOL DISTRICT
SANDUSKY COUNTY**

SCHEDULES OF REQUIRED SUPPLEMENTARY INFORMATION

SCHEDULE OF DISTRICT PENSION CONTRIBUTIONS
STATE TEACHERS RETIREMENT SYSTEM (STRS) OF OHIO

	LAST TEN FISCAL YEARS			
	<u>2019</u>	<u>2018</u>	<u>2017</u>	<u>2016</u>
Contractually required contribution	\$ 745,531	\$ 711,955	\$ 657,288	\$ 644,942
Contributions in relation to the contractually required contribution	<u>(745,531)</u>	<u>(711,955)</u>	<u>(657,288)</u>	<u>(644,942)</u>
Contribution deficiency (excess)	<u>\$ -</u>	<u>\$ -</u>	<u>\$ -</u>	<u>\$ -</u>
District's covered payroll	\$ 5,325,221	\$ 5,085,393	\$ 4,694,914	\$ 4,606,729
Contributions as a percentage of covered payroll	14.00%	14.00%	14.00%	14.00%

SEE ACCOMPANYING NOTES TO THE REQUIRED SUPPLEMENTARY INFORMATION

2015	2014	2013	2012	2011	2010
\$ 645,411	\$ 609,491	\$ 627,634	\$ 599,112	\$ 620,161	\$ 585,407
<u>(645,411)</u>	<u>(609,491)</u>	<u>(627,634)</u>	<u>(599,112)</u>	<u>(620,161)</u>	<u>(585,407)</u>
<u>\$ -</u>	<u>\$ -</u>	<u>\$ -</u>	<u>\$ -</u>	<u>\$ -</u>	<u>\$ -</u>
\$ 4,610,079	\$ 4,688,392	\$ 4,827,954	\$ 4,608,554	\$ 4,770,469	\$ 4,503,131
14.00%	13.00%	13.00%	13.00%	13.00%	13.00%

**WOODMORE LOCAL SCHOOL DISTRICT
SANDUSKY COUNTY**

SCHEDULES OF REQUIRED SUPPLEMENTARY INFORMATION

SCHEDULE OF THE DISTRICT'S PROPORTIONATE SHARE OF
THE NET OPEB LIABILITY
SCHOOL EMPLOYEES RETIREMENT SYSTEM (SERS) OF OHIO

LAST THREE FISCAL YEARS

	<u>2019</u>	<u>2018</u>	<u>2017</u>
District's proportion of the net OPEB liability	0.04344560%	0.04503640%	0.04567831%
District's proportionate share of the net OPEB liability	\$ 1,205,298	\$ 1,208,659	\$ 1,302,001
District's covered payroll	\$ 1,453,133	\$ 1,279,621	\$ 1,570,557
District's proportionate share of the net OPEB liability as a percentage of its covered payroll	82.94%	94.45%	82.90%
Plan fiduciary net position as a percentage of the total OPEB liability	13.57%	12.46%	11.49%

Note: Information prior to 2017 was unavailable. Schedule is intended to show information for 10 years. Additional years will be displayed as they become available.

Amounts presented for each fiscal year were determined as of the District's measurement date which is the prior year-end.

SEE ACCOMPANYING NOTES TO THE REQUIRED SUPPLEMENTARY INFORMATION

**WOODMORE LOCAL SCHOOL DISTRICT
SANDUSKY COUNTY**

SCHEDULES OF REQUIRED SUPPLEMENTARY INFORMATION

SCHEDULE OF THE DISTRICT'S PROPORTIONATE SHARE OF
THE NET OPEB LIABILITY/ASSET
STATE TEACHERS RETIREMENT SYSTEM (STRS) OF OHIO

LAST THREE FISCAL YEARS

	<u>2019</u>	<u>2018</u>	<u>2017</u>
District's proportion of the net OPEB liability/asset	0.04391959%	0.04246925%	0.04387288%
District's proportionate share of the net OPEB liability/(asset)	\$ (705,743)	\$ 1,656,993	\$ 2,346,333
District's covered payroll	\$ 5,085,393	\$ 4,694,914	\$ 4,606,729
District's proportionate share of the net OPEB liability/asset as a percentage of its covered payroll	13.88%	35.29%	50.93%
Plan fiduciary net position as a percentage of the total OPEB liability/asset	176.00%	47.10%	37.30%

Note: Information prior to 2017 was unavailable. Schedule is intended to show information for 10 years. Additional years will be displayed as they become available.

Amounts presented for each fiscal year were determined as of the District's measurement date which is the prior year-end.

SEE ACCOMPANYING NOTES TO THE REQUIRED SUPPLEMENTARY INFORMATION

**WOODMORE LOCAL SCHOOL DISTRICT
SANDUSKY COUNTY**

SCHEDULES OF REQUIRED SUPPLEMENTARY INFORMATION

SCHEDULE OF DISTRICT OPEB CONTRIBUTIONS
SCHOOL EMPLOYEES RETIREMENT SYSTEM (SERS) OF OHIO

LAST TEN FISCAL YEARS

	<u>2019</u>	<u>2018</u>	<u>2017</u>	<u>2016</u>
Contractually required contribution	\$ 36,629	\$ 30,319	\$ 24,208	\$ 23,089
Contributions in relation to the contractually required contribution	<u>(36,629)</u>	<u>(30,319)</u>	<u>(24,208)</u>	<u>(23,089)</u>
Contribution deficiency (excess)	<u>\$ -</u>	<u>\$ -</u>	<u>\$ -</u>	<u>\$ -</u>
District's covered payroll	\$ 1,657,585	\$ 1,453,133	\$ 1,279,621	\$ 1,570,557
Contributions as a percentage of covered payroll	2.21%	2.09%	1.89%	1.47%

SEE ACCOMPANYING NOTES TO THE REQUIRED SUPPLEMENTARY INFORMATION

<u>2015</u>	<u>2014</u>	<u>2013</u>	<u>2012</u>	<u>2011</u>	<u>2010</u>
\$ 33,912	\$ 21,181	\$ 20,529	\$ 25,823	\$ 43,447	\$ 29,387
<u>(33,912)</u>	<u>(21,181)</u>	<u>(20,529)</u>	<u>(25,823)</u>	<u>(43,447)</u>	<u>(29,387)</u>
<u>\$ -</u>	<u>\$ -</u>	<u>\$ -</u>	<u>\$ -</u>	<u>\$ -</u>	<u>\$ -</u>
\$ 1,403,293	\$ 1,328,319	\$ 1,349,263	\$ 1,270,870	\$ 1,340,621	\$ 1,228,730
2.42%	1.59%	1.52%	2.03%	3.24%	2.39%

**WOODMORE LOCAL SCHOOL DISTRICT
SANDUSKY COUNTY**

SCHEDULES OF REQUIRED SUPPLEMENTARY INFORMATION

SCHEDULE OF DISTRICT OPEB CONTRIBUTIONS
STATE TEACHERS RETIREMENT SYSTEM (STRS) OF OHIO

	LAST TEN FISCAL YEARS			
	<u>2019</u>	<u>2018</u>	<u>2017</u>	<u>2016</u>
Contractually required contribution	\$ -	\$ -	\$ -	\$ -
Contributions in relation to the contractually required contribution	<u>-</u>	<u>-</u>	<u>-</u>	<u>-</u>
Contribution deficiency (excess)	<u>\$ -</u>	<u>\$ -</u>	<u>\$ -</u>	<u>\$ -</u>
District's covered payroll	\$ 5,325,221	\$ 5,085,393	\$ 4,694,914	\$ 4,606,729
Contributions as a percentage of covered payroll	0.00%	0.00%	0.00%	0.00%

SEE ACCOMPANYING NOTES TO THE REQUIRED SUPPLEMENTARY INFORMATION

<u>2015</u>	<u>2014</u>	<u>2013</u>	<u>2012</u>	<u>2011</u>	<u>2010</u>
\$ -	\$ 48,426	\$ 48,280	\$ 46,086	\$ 47,705	\$ 45,031
-	(48,426)	(48,280)	(46,086)	(47,705)	(45,031)
<u>\$ -</u>	<u>\$ -</u>	<u>\$ -</u>	<u>\$ -</u>	<u>\$ -</u>	<u>\$ -</u>
\$ 4,610,079	\$ 4,688,392	\$ 4,827,954	\$ 4,608,554	\$ 4,770,469	\$ 4,503,131
0.00%	1.03%	1.00%	1.00%	1.00%	1.00%

**WOODMORE LOCAL SCHOOL DISTRICT
SANDUSKY COUNTY**

NOTES TO THE REQUIRED SUPPLEMENTARY INFORMATION
FOR THE FISCAL YEAR ENDED JUNE 30, 2019

PENSION

SCHOOL EMPLOYEES RETIREMENT SYSTEM (SERS) OF OHIO

Changes in benefit terms: There were no changes in benefit terms from the amounts reported for fiscal years 2014-2017. For fiscal year 2018, SERS changed from a fixed 3% annual increase to a Cost of Living Adjustment (COLA) based on the changes in the Consumer Price Index (CPI-W), with a cap of 2.5% and a floor of 0%. There were no changes in benefit terms from the amounts previously reported for fiscal year 2019.

Changes in assumptions: There were no changes in methods and assumptions used in the calculation of actuarial determined contributions for fiscal years 2014-2016. For fiscal year 2017, the following changes of assumptions affected the total pension liability since the prior measurement date: (a) the assumed rate of inflation was reduced from 3.25% to 3.00%, (b) payroll growth assumption was reduced from 4.00% to 3.50%, (c) assumed real wage growth was reduced from 0.75% to 0.50%, (d) Rates of withdrawal, retirement and disability were updated to reflect recent experience, (e) mortality among active members was updated to RP-2014 Blue Collar Mortality Table with fully generational projection and a five year age set-back for both males and females, (f) mortality among service retired members, and beneficiaries was updated to the following RP-2014 Blue Collar Mortality Table with fully generational projection with Scale BB, 120% of male rates, and 110% of female rates, (g) mortality among disabled members was updated to RP-2000 Disabled Mortality Table, 90% for male rates and 100% for female rates, set back five years is used for the period after disability retirement and (h) the discount rate was reduced from 7.75% to 7.50%. There were no changes in methods and assumptions used in the calculation of actuarial determined contributions for fiscal years 2018-2019.

STATE TEACHERS RETIREMENT SYSTEM (STRS) OF OHIO

Changes in benefit terms: There were no changes in benefit terms from the amounts reported for fiscal years 2014-2017. For fiscal year 2018, STRS decreased the Cost of Living Adjustment (COLA) to zero. There were no changes in benefit terms from amounts previously reported for fiscal year 2019.

Changes in assumptions: There were no changes in methods and assumptions used in the calculation of actuarial determined contributions for fiscal years 2014-2017. For fiscal year 2018, the following changes of assumption affected the total pension liability since the prior measurement date: (a) the long term expected rate of return was reduced from 7.75% to 7.45%, (b) the inflation assumption was lowered from 2.75% to 2.50%, (c) the payroll growth assumption was lowered to 3.00%, (d) total salary increases rate was lowered by decreasing the merit component of the individual salary increases, in addition to a decrease of 0.25% due to lower inflation (e) the healthy and disabled mortality assumptions were updated to the RP-2014 mortality tables with generational improvement scale MP-2016 and (f) rates of retirement, termination and disability were modified to better reflect anticipated future experience. There were no changes in methods and assumptions used in the calculation of actuarial determined contributions for fiscal year 2019.

(Continued)

**WOODMORE LOCAL SCHOOL DISTRICT
SANDUSKY COUNTY**

NOTES TO THE REQUIRED SUPPLEMENTARY INFORMATION (CONTINUED)
FOR THE FISCAL YEAR ENDED JUNE 30, 2019

OTHER POSTEMPLOYMENT BENEFITS (OPEB)

SCHOOL EMPLOYEES RETIREMENT SYSTEM (SERS) OF OHIO

Changes in benefit terms: There were no changes in benefit terms from the amounts previously reported for fiscal years 2017-2019.

Changes in assumptions: There were no changes in methods and assumptions used in the calculation of actuarial determined contributions for fiscal year 2017. For fiscal year 2018, the following changes of assumptions affected the total OPEB liability since the prior measurement date: (a) assumed rate of inflation was reduced from 3.25% to 3.00%, (b) payroll growth assumption was reduced from 4.00% to 3.50%, (c) assumed real wage growth was reduced from 0.75% to 0.50%, (d) rates of withdrawal, retirement, and disability were updated to reflect recent experience, (e) mortality among active members was updated to the following: RP-2014 Blue Collar Mortality Table with fully generational projection and a five-year age set-back for both males and females, (f) mortality among service retired members, and beneficiaries was updated to the following: RP-2014 Blue Collar Mortality Table with fully generational projection with Scale BB, 120% of male rates, and 110% of female rates, (g) mortality among disabled members was updated to the following: RP-2000 Disabled Mortality Table, 90% for male rates and 100% for female rates, set back five years is used for the period after disability retirement, (h) the municipal bond index rate increased from 2.92% to 3.56% and (i) the single equivalent interest rate, net of plan investment expense, including price inflation increased from 2.98% to 3.63%. For fiscal year 2019, the following changes of assumptions affected the total OPEB liability since the prior measurement date: (a) the discount rate increased from 3.63% to 3.70%, (b) the health care cost trend rate for Medicare were changed from a range of 5.50%-5.00% to a range of 5.375%-4.75% and Pre-Medicare were changed from a range of 7.50%-5.00% to a range of 7.25%-4.75%, (c) the municipal bond index rate increased from 3.56% to 3.62% and (i) the single equivalent interest rate, net of plan investment expense, including price inflation increased from 3.63% to 3.70%.

STATE TEACHERS RETIREMENT SYSTEM (STRS) OF OHIO

Changes in benefit terms: There were no changes in benefit terms from the amounts previously reported for fiscal year 2017. For fiscal year 2018, STRS reduced the subsidy multiplier for non-Medicare benefit recipients from 2.1% to 1.9% per year of service. Medicare Part B premium reimbursements were discontinued for certain survivors and beneficiaries and all remaining Medicare Part B premium reimbursements will be discontinued beginning January 2019. For fiscal year 2019, STRS increased the subsidy multiplier for non-Medicare benefit recipients from 1.9% to 1.944% per year of service effective January 1, 2019. The non-Medicare frozen subsidy base premium was increased January 1, 2019 and all remaining Medicare Part B premium reimbursements will be discontinued beginning January 1, 2020.

Changes in assumptions: There were no changes in methods and assumptions used in the calculation of actuarial determined contributions for fiscal year 2017. For fiscal year 2018, the following changes of assumption affected the total OPEB liability since the prior measurement date: (a) the discount rate was increased from 3.26% to 4.13% based on the methodology defined under GASB Statement No. 74, Financial Reporting for Postemployment Benefit Plans Other Than Pension Plans (OPEB), (b) the long term expected rate of return was reduced from 7.75% to 7.45%, (c) valuation year per capita health care costs were updated, and the salary scale was modified, (d) the percentage of future retirees electing each option was updated based on current data and the percentage of future disabled retirees and terminated vested participants electing health coverage were decreased and (e) the assumed mortality, disability, retirement, withdrawal and future health care cost trend rates were modified along with the portion of rebated prescription drug costs. For fiscal year 2019, the following changes of assumptions affected the total OPEB liability since the prior measurement date: (a) the discount rate was increased from the blended rate of 4.13% to the long-term expected rate of return of 7.45% based on the methodology defined under GASB Statement No. 74, Financial Reporting for Postemployment Benefit Plans Other Than Pension Plans (OPEB) and (b) decrease in trend rates from 6.00%-11.00 initial; 4.50% ultimate down to Medical Pre-Medicare 6.00% and Medicare 5.00% initial; 4.00% ultimate and Prescription Drug Pre-Medicare 8.00% and Medicare (5.23%) initial; 4.00% ultimate.

OHIO AUDITOR OF STATE KEITH FABER



One Government Center, Suite 1420
Toledo, Ohio 43604-2246
(419) 245-2811 or (800) 443-9276
NorthwestRegion@ohioauditor.gov

INDEPENDENT AUDITOR'S REPORT ON INTERNAL CONTROL OVER FINANCIAL REPORTING AND ON COMPLIANCE AND OTHER MATTERS REQUIRED BY GOVERNMENT AUDITING STANDARDS

Woodmore Local School District
Sandusky County
349 Rice Street, P.O. Box 701
Elmore, Ohio 43416-0701

To the Board of Education:

We have audited, in accordance with auditing standards generally accepted in the United States and the Comptroller General of the United States' *Government Auditing Standards*, the financial statements of the governmental activities, each major fund, and the aggregate remaining fund information of Woodmore Local School District, Sandusky County, Ohio (the District) as of and for the year ended June 30, 2019, and the related notes to the financial statements, which collectively comprise the District's basic financial statements and have issued our report thereon dated April 9, 2020.

Internal Control Over Financial Reporting

As part of our financial statement audit, we considered the District's internal control over financial reporting (internal control) to determine the audit procedures appropriate in the circumstances to the extent necessary to support our opinions on the financial statements, but not to the extent necessary to opine on the effectiveness of the District's internal control. Accordingly, we have not opined on it.

A *deficiency in internal control* exists when the design or operation of a control does not allow management or employees, when performing their assigned functions, to prevent, or detect and timely correct misstatements. A *material weakness* is a deficiency, or combination of internal control deficiencies resulting in a reasonable possibility that internal control will not prevent or detect and timely correct a material misstatement of the District's financial statements. A *significant deficiency* is a deficiency, or a combination of deficiencies, in internal control that is less severe than a material weakness, yet important enough to merit attention by those charged with governance.

Our consideration of internal control was for the limited purpose described in the first paragraph of this section and was not designed to identify all internal control deficiencies that might be material weaknesses or significant deficiencies. Therefore, unidentified material weaknesses or significant deficiencies may exist. We did identify a certain deficiency in internal control, described in the accompanying schedule of findings that we consider a material weakness. We consider finding 2019-001 to be a material weakness.

Compliance and Other Matters

As part of reasonably assuring whether the District's financial statements are free of material misstatement, we tested its compliance with certain provisions of laws, regulations, contracts, and grant agreements, noncompliance with which could directly and materially affect the determination of financial statement amounts. However, opining on compliance with those provisions was not an objective of our audit and accordingly, we do not express an opinion. The results of our tests disclosed no instances of noncompliance or other matters we must report under *Government Auditing Standards*.

District's Response to Finding

The District's response to the finding identified in our audit is described in the accompanying schedule of findings. We did not subject the District's response to the auditing procedures applied in the audit of the financial statements and, accordingly, we express no opinion on it.

Purpose of this Report

This report only describes the scope of our internal control and compliance testing and our testing results, and does not opine on the effectiveness of the District's internal control or on compliance. This report is an integral part of an audit performed under *Government Auditing Standards* in considering the District's internal control and compliance. Accordingly, this report is not suitable for any other purpose.



Keith Faber
Auditor of State

Columbus, Ohio

April 9, 2020

**WOODMORE LOCAL SCHOOL DISTRICT
SANDUSKY COUNTY**

**SCHEDULE OF FINDINGS
JUNE 30, 2019**

FINDINGS RELATED TO THE FINANCIAL STATEMENTS REQUIRED TO BE REPORTED IN ACCORDANCE WITH GAGAS
--

FINDING NUMBER 2019-001

Material Weakness

Capital Assets

The District should maintain a detailed capital asset listing and adopt a complete capital asset policy. The District's EIS capital asset system should be maintained and regularly updated. At a minimum, the records should contain the following data a) department name and location; b) date of purchase; c) description; d) model/serial vehicle identification number, if applicable; e) asset tag number; f) quantity; g) purchase cost; h) annual depreciation amount; i) accumulated depreciation amount; j) book value; k) fund ownership; l) useful lives of assets; m) disposition date; and n) check number and fund / account purchased from.

Depreciation for the District's Pre-K - 8 building has been omitted from the District's EIS capital assets system since it was added during fiscal year 2015. The District's GAAP compiler has separately tracked the depreciation of this asset on their own spreadsheet for purposes of preparing accurate financial statements and notes to the financial statements. However, during fiscal year 2019, accumulated depreciation on the building of \$1,595,018 was recorded as a disposal in an attempt to reconcile to the District's EIS capital assets system. While this entry had no effect on net capital assets reported on the Statement of Net Position, the error resulted in an understatement of both depreciable capital assets and accumulated depreciation of \$1,595,018 in the District's capital assets footnote.

In addition to the error above, the District did not properly record current year depreciation expense of \$455,719 for this asset. This error resulted in an understatement of expenses and accumulated depreciation at fiscal year-end of \$455,719 in the financial statements and notes to the financial statements. Additionally, this error caused net investment in capital assets and ending net position to be overstated by \$455,719 at fiscal year-end on the Statement of Net Position.

The accompanying financial statements, notes to the financial statements, and accounting records have been adjusted to correct these errors. Additional errors were noted in smaller relative amounts that did not require adjustment to the financial statements.

Additionally, while the District has adopted a formal capital asset policy, the policy does not include useful lives for all assets.

These errors were the result of inadequate internal policies and control procedures over capital assets. These weaknesses do not allow for an accurate tracking of capital assets to be in place and could result in the misappropriation of capital assets and could allow capital assets to be materially misstated on the financial statements.

To help maintain an accurate accounting of capital assets, the District should adopt policies and procedures, including a final review of the capital asset listing at fiscal year-end to identify errors and omissions. The District should also revise their capital asset policy to include the useful lives of capital assets by category.

Officials' Response:

The asset listing will be updated and reviewed prior to year-end and the Capital Asset policy will also be updated prior to year-end.



Woodmore Local School District

349 Rice Street, P.O. Box 701
Elmore, Ohio 43416
Phone (419) 862-1060 / Fax (419) 862-1951



BOARD OFFICE

TIM RETTIG
Superintendent

DAN RUSSOMANNO
Treasurer

WOODMORE ELEMENTARY

GARY HAAS, Principal (PreK-5)
Preschool Director
800 West Main Street
Woodville, Ohio 43469
Phone (419) 862-1070
Fax (419) 849-2132

WOODMORE MIDDLE SCHOOL

KEVIN BALL, Principal (6-8)
Special Education Director
800 W. Main Street
Woodville, Ohio 43469
Phone (419) 862-1070
Fax (419) 849-2132

WOODMORE HIGH SCHOOL

NOLAN WICKARD, Principal
Testing Coordinator
633 Fremont Street
Elmore, Ohio 43416
Phone (419) 862-2721
Fax (419) 862-3835

SUMMARY SCHEDULE OF PRIOR AUDIT FINDINGS JUNE 30, 2019

Finding Number	Finding Summary	Status	Additional Information
2018-001	Finding was first reported during the audit of the 2015 financial statements. Material weakness due to errors in financial statement presentation.	Partially corrected. Repeated in the management letter.	This finding reoccurred due to errors not detected with review of the draft report. Misstatements for the current year were not material to the financial statements. The draft report will be reviewed and discussed with the IPA prior to posting on the HINKLE system.
2018-002	Ohio Rev. Code § 5705.10(I) for deficit fund balances.	Partially corrected. Repeated in the management letter.	This finding reoccurred due to not advancing funds to cover the deficit balances throughout the fiscal year. Deficit fund balances for the current year were not material. Advances will be made to cover deficit fund balances.
2018-003	2 CFR Subpart F § 200.510(b) due to errors in the schedule of expenditures of federal awards.	No longer warranting further action.	
2018-004	7 CFR §§ 210.7(c), 210.8(c), and 225.9(d) due to errors in the site claim forms.	Fully corrected.	
2018-005	Material weakness due to errors in food service disbursement controls.	Fully corrected.	

This page intentionally left blank.

OHIO AUDITOR OF STATE KEITH FABER



**WOODMORE LOCAL SCHOOL DISTRICT
SANDUSKY COUNTY**

CLERK'S CERTIFICATION

This is a true and correct copy of the report which is required to be filed in the Office of the Auditor of State pursuant to Section 117.26, Revised Code, and which is filed in Columbus, Ohio.

Susan Babbitt

CLERK OF THE BUREAU

**CERTIFIED
APRIL 23, 2020**