



OHIO AUDITOR OF STATE
KEITH FABER



**NORTHMOR LOCAL SCHOOL DISTRICT
MORROW COUNTY**

TABLE OF CONTENTS

TITLE	PAGE
Independent Auditor's Report	1
Prepared by Management:	
Management's Discussion and Analysis.....	5
Basic Financial Statements:	
Government-Wide Financial Statements:	
Statement of Net Position	19
Statement of Activities.....	20
Fund Financial Statements:	
Balance Sheet – Governmental Funds.....	21
Reconciliation of Total Governmental Fund Balances to Net Position of Governmental Activities.....	22
Statement of Revenues, Expenditures and Changes in Fund Balances – Governmental Funds	23
Reconciliation of the Statement of Revenues, Expenditures and Changes in Fund Balances of Governmental Funds to the Statement of Activities.....	24
Statement of Revenues, Expenditures, and Changes in Fund Balance – Budget and Actual (Non-GAAP Budgetary Basis) – General Fund.....	25
Statement of Fiduciary Net Position – Fiduciary Funds.....	26
Statement of Changes in Fiduciary Net Position – Fiduciary Fund	27
Notes to the Basic Financial Statements	29
Schedules of Required Supplementary Information	72
Notes to the Required Supplementary Information	87
Schedule of Expenditures of Federal Awards.....	89
Notes to the Schedule of Expenditures of Federal Awards	90
Independent Auditor's Report on Internal Control Over Financial Reporting and on Compliance and Other Matters Required by <i>Government Auditing Standards</i>	91
Independent Auditor's Report on Compliance with Requirements Applicable to the Major Federal Program and on Internal Control Over Compliance Required by the Uniform Guidance.....	93
Schedule of Findings.....	95

This page intentionally left blank.

OHIO AUDITOR OF STATE KEITH FABER



88 East Broad Street, 5th Floor
Columbus, Ohio 43215-3506
(614) 466-3402 or (800) 443-9275
CentralRegion@ohioauditor.gov

INDEPENDENT AUDITOR'S REPORT

Northmor Local School District
Morrow County
5247 County Road 29
Galion, Ohio 44833

To the Board of Education:

Report on the Financial Statements

We have audited the accompanying financial statements of the governmental activities, each major fund, and the aggregate remaining fund information of the Northmor Local School District, Morrow County, Ohio (the District), as of and for the year ended June 30, 2019, and the related notes to the financial statements, which collectively comprise the District's basic financial statements as listed in the table of contents.

Management's Responsibility for the Financial Statements

Management is responsible for preparing and fairly presenting these financial statements in accordance with accounting principles generally accepted in the United States of America; this includes designing, implementing, and maintaining internal control relevant to preparing and fairly presenting financial statements that are free from material misstatement, whether due to fraud or error.

Auditor's Responsibility

Our responsibility is to opine on these financial statements based on our audit. We audited in accordance with auditing standards generally accepted in the United States of America and the financial audit standards in the Comptroller General of the United States' *Government Auditing Standards*. Those standards require us to plan and perform the audit to reasonably assure the financial statements are free from material misstatement.

An audit requires obtaining evidence about financial statement amounts and disclosures. The procedures selected depend on our judgment, including assessing the risks of material financial statement misstatement, whether due to fraud or error. In assessing those risks, we consider internal control relevant to the District's preparation and fair presentation of the financial statements in order to design audit procedures that are appropriate in the circumstances, but not to the extent needed to opine on the effectiveness of the District's internal control. Accordingly, we express no such opinion. An audit also includes evaluating the appropriateness of management's accounting policies and the reasonableness of their significant accounting estimates, as well as our evaluation of the overall financial statement presentation.

We believe the audit evidence we obtained is sufficient and appropriate to support our audit opinions.

Opinion

In our opinion, the financial statements referred to above present fairly, in all material respects, the respective financial position of the governmental activities, each major fund, and the aggregate remaining fund information of the Northmor Local School District, Morrow County, Ohio, as of June 30, 2019, and the respective changes in financial position thereof and the budgetary comparison for the General Fund thereof for the year then ended in accordance with the accounting principles generally accepted in the United States of America.

Other Matters

Required Supplementary Information

Accounting principles generally accepted in the United States of America require this presentation to include *management's discussion and analysis*, and schedules of net pension and other post-employment benefit liabilities and pension and other post-employment benefit contributions listed in the table of contents, to supplement the basic financial statements. Although this information is not part of the basic financial statements, the Governmental Accounting Standards Board considers it essential for placing the basic financial statements in an appropriate operational, economic, or historical context. We applied certain limited procedures to the required supplementary information in accordance with auditing standards generally accepted in the United States of America, consisting of inquiries of management about the methods of preparing the information and comparing the information for consistency with management's responses to our inquiries, to the basic financial statements, and other knowledge we obtained during our audit of the basic financial statements. We do not opine or provide any assurance on the information because the limited procedures do not provide us with sufficient evidence to opine or provide any other assurance.

Supplementary and Other Information

Our audit was conducted to opine on the District's basic financial statements taken as a whole.

The Schedule of Expenditures of Federal Awards presents additional analysis as required by Title 2 U.S. Code of Federal Regulations (CFR) Part 200, Uniform Administrative Requirements, Cost Principles, and Audit Requirements for Federal Awards and is not a required part of the financial statements.

The schedule is management's responsibility, and derives from and relates directly to the underlying accounting and other records used to prepare the basic financial statements. We subjected this information to the auditing procedures we applied to the basic financial statements. We also applied certain additional procedures, including comparing and reconciling this information directly to the underlying accounting and other records used to prepare the basic financial statements or to the basic financial statements themselves in accordance with auditing standards generally accepted in the United States of America. In our opinion, this information is fairly stated in all material respects in relation to the basic financial statements taken as a whole.

Other Reporting Required by Government Auditing Standards

In accordance with *Government Auditing Standards*, we have also issued our report dated February 10, 2020, on our consideration of the District's internal control over financial reporting and our tests of its compliance with certain provisions of laws, regulations, contracts and grant agreements and other matters. That report describes the scope of our internal control testing over financial reporting and compliance, and the results of that testing, and does not opine on internal control over financial reporting or on compliance. That report is an integral part of an audit performed in accordance with *Government Auditing Standards* in considering the District's internal control over financial reporting and compliance.



Keith Faber
Auditor of State

Columbus, Ohio

February 10, 2020

This page intentionally left blank.

**NORTHMOR LOCAL SCHOOL DISTRICT
MORROW COUNTY**

**MANAGEMENT'S DISCUSSION AND ANALYSIS
FOR THE FISCAL YEAR ENDED JUNE 30, 2019
UNAUDITED
(Continued)**

The management's discussion and analysis of Northmor Local School District's (the "District") financial performance provides an overall review of the District's financial activities for the fiscal year ended June 30, 2019. The intent of this discussion and analysis is to look at the District's financial performance as a whole; readers should also review the basic financial statements and the notes to the basic financial statements to enhance their understanding of the District's financial performance.

Financial Highlights

Key financial highlights for fiscal year 2019 are as follows:

- In total, net position of governmental activities increased \$2,018,491 which represents a 20.66% increase from 2018's net position.
- General revenues accounted for \$12,678,051 in revenue or 82.92% of all revenues. Program specific revenues in the form of charges for services and sales, grants and contributions accounted for \$2,610,802 or 17.08% of total revenues of \$15,288,853.
- The District had \$13,270,362 in expenses related to governmental activities; \$2,610,802 of these expenses were offset by program specific charges for services and sales, grants or contributions. General revenues supporting governmental activities (primarily taxes and unrestricted grants and entitlements) of \$12,678,051 were adequate to provide for these programs.
- The District's major governmental funds are the general fund and the bond retirement fund. The general fund had \$12,781,487 in revenues and \$11,568,013 in expenditures. During fiscal year 2019, the general fund's fund balance increased \$1,213,474 from a fund balance of \$4,523,825 to fund balance of \$5,737,299.
- The bond retirement fund had \$1,019,373 in revenues and \$910,475 in expenditures. During fiscal year 2019, the bond retirement fund's fund balance increased \$108,898 from a fund balance of \$1,359,433 to a fund balance of \$1,468,331.

Using these Basic Financial Statements

This annual report consists of a series of financial statements and notes to those statements. These statements are organized so the reader can understand the District as a financial whole, an entire operating entity. The statements then proceed to provide an increasingly detailed look at specific financial activities.

The *statement of net position* and *statement of activities* provide information about the activities of the whole District, presenting both an aggregate view of the District's finances and a longer-term view of those finances. Fund financial statements provide the next level of detail. For governmental funds, these statements tell how services were financed in the short-term as well as what remains for future spending. The fund financial statements also look at the District's most significant funds with all other nonmajor funds presented in total in one column. In the case of the District, the general fund, and the bond retirement fund are the most significant funds and are considered major funds.

**NORTHMOR LOCAL SCHOOL DISTRICT
MORROW COUNTY**

**MANAGEMENT'S DISCUSSION AND ANALYSIS
FOR THE FISCAL YEAR ENDED JUNE 30, 2019
UNAUDITED
(Continued)**

Reporting the District as a Whole

Statement of Net Position and the Statement of Activities

While this document contains the large number of funds used by the District to provide programs and activities, the view of the District as a whole looks at all financial transactions and asks the question, "How did we do financially during 2019?" The statement of net position and the statement of activities answer this question. These statements include *all assets, deferred outflows of resources, liabilities, deferred inflows of resources, revenues and expenses* using the *accrual basis of accounting* similar to the accounting used by most private-sector companies. This basis of accounting will take into account all of the current year's revenues and expenses regardless of when cash is received or paid.

These two statements report the District's *net position* and changes in that position. This change in net position is important because it tells the reader that, for the District as a whole, the *financial position* of the District has improved or diminished. The causes of this change may be the result of many factors, some financial, some not. Non-financial factors include the District's property tax base, current property tax laws in Ohio restricting revenue growth, facility conditions, required educational programs and other factors.

In the statement of net position and the statement of activities, the governmental activities include the District's programs and services, including instruction, support services, operation and maintenance of plant, pupil transportation, extracurricular activities, and food service operations.

The District's statement of net position and statement of activities can be found on pages 17-18 of this report.

Reporting the District's Most Significant Funds

Fund Financial Statements

The analysis of the District's major governmental funds begins on page 10. Fund financial reports provide detailed information about the District's major funds. The District uses many funds to account for a multitude of financial transactions. However, these fund financial statements focus on the District's most significant funds. The District's major governmental funds are the general fund, and the bond retirement fund.

Governmental Funds

Most of the District's activities are reported in governmental funds, which focus on how money flows into and out of those funds and the balances left at year-end available for spending in future periods. These funds are reported using an accounting method called *modified accrual* accounting, which measures cash and all other *financial assets* than can readily be converted to cash. The governmental fund financial statements provide a detailed *short-term* view of the District's general government operations and the basic services it provides. Governmental fund information helps you determine whether there are more or fewer financial resources that can be spent in the near future to finance educational programs. The relationship (or differences) between governmental *activities* (reported in the statement of net position and the statement of activities) and governmental *funds* is reconciled in the basic financial statements. The basic governmental fund financial statements can be found on pages 19-23 of this report.

Reporting the District's Fiduciary Responsibilities

The District is the trustee, or fiduciary, for its scholarship programs. This activity is presented as a private-purpose trust fund. The District also acts in a trustee capacity as an agent for individuals or other entities. These activities are reported in agency funds.

**NORTHMOR LOCAL SCHOOL DISTRICT
MORROW COUNTY**

**MANAGEMENT'S DISCUSSION AND ANALYSIS
FOR THE FISCAL YEAR ENDED JUNE 30, 2019
UNAUDITED
(Continued)**

All of the District's fiduciary activities are reported in separate statements of fiduciary net position and changes in fiduciary net position on pages 24 and 25. These activities are excluded from the District's other financial statements because the assets cannot be utilized by the District to finance its operations.

Notes to the Basic Financial Statements

The notes provide additional information that is essential to a full understanding of the data provided in the government-wide and fund financial statements. These notes to the basic financial statements can be found on pages 27-68 of this report.

Required Supplementary Information

In addition to the basic financial statements and accompanying notes, this report also presents certain required supplementary information concerning the District's net pension liability and net OPEB liability.

The District as a Whole

Recall that the statement of net position provides the perspective of the District as a whole.

The table below provides a summary of the District's net position at June 30, 2019 and June 30, 2018.

**NORTHMOR LOCAL SCHOOL DISTRICT
MORROW COUNTY**

**MANAGEMENT'S DISCUSSION AND ANALYSIS
FOR THE FISCAL YEAR ENDED JUNE 30, 2019
UNAUDITED
(Continued)**

	Net Position	
	Governmental Activities <u>2019</u>	Governmental Activities <u>2018</u>
<u>Assets</u>		
Current and other assets	\$ 14,012,960	\$ 12,029,759
Capital assets, net	<u>27,919,573</u>	<u>28,937,180</u>
Total assets	<u>41,932,533</u>	<u>40,966,939</u>
<u>Deferred Outflows of Resources</u>		
Unamortized deferred charges on debt refunding	561,822	601,468
Pension	3,075,520	3,329,250
OPEB	<u>239,326</u>	<u>114,185</u>
Total deferred outflows of resources	<u>3,876,668</u>	<u>4,044,903</u>
<u>Liabilities</u>		
Current liabilities	1,259,433	1,311,747
Long-term liabilities:		
Due within one year	521,774	549,209
Due in more than one year:		
Net pension liability	11,122,170	11,481,609
Net OPEB liability	1,254,017	2,597,036
Other amounts	<u>13,052,322</u>	<u>13,435,909</u>
Total liabilities	<u>27,209,716</u>	<u>29,375,510</u>
<u>Deferred Inflows of Resources</u>		
Property taxes levied for next year	4,068,634	3,677,554
Pensions	1,546,342	1,736,934
OPEB	<u>1,196,928</u>	<u>452,754</u>
Total deferred inflows of resources	<u>6,811,904</u>	<u>5,867,242</u>
<u>Net Position</u>		
Net investment in capital assets	16,427,095	16,900,867
Restricted	1,037,955	1,378,334
Unrestricted (deficit)	<u>(5,677,469)</u>	<u>(8,510,111)</u>
Total net position	<u>\$ 11,787,581</u>	<u>\$ 9,769,090</u>

The net pension liability is reported pursuant to Governmental Accounting Standards Board (GASB) Statement 68, "Accounting and Financial Reporting for Pensions—an Amendment of GASB Statement 27." The net other postemployment benefits (OPEB) liability/asset is reported pursuant to GASB Statement 75, "Accounting and Financial Reporting for Postemployment Benefits Other Than Pensions." For reasons discussed below, many end users of this financial statement will gain a clearer understanding of the District's actual financial condition by adding deferred inflows related to pension and OPEB, the net pension liability, and the net OPEB liability to the reported net position and subtracting deferred outflows related to pension and OPEB and the net OPEB asset.

**NORTHMOR LOCAL SCHOOL DISTRICT
MORROW COUNTY**

**MANAGEMENT'S DISCUSSION AND ANALYSIS
FOR THE FISCAL YEAR ENDED JUNE 30, 2019
UNAUDITED
(Continued)**

Governmental Accounting Standards Board standards are national and apply to all government financial reports prepared in accordance with generally accepted accounting principles. Prior accounting for pensions (GASB 27) and postemployment benefits (GASB 45) focused on a funding approach. This approach limited pension and OPEB costs to contributions annually required by law, which may or may not be sufficient to fully fund each plan's net pension liability or net OPEB liability. GASB 68 and GASB 75 take an earnings approach to pension and OPEB accounting; however, the nature of Ohio's statewide pension/OPEB plans and state law governing those systems requires additional explanation in order to properly understand the information presented in these statements.

GASB 68 and GASB 75 require the net pension liability and the net OPEB liability to equal the District's proportionate share of each plan's collective:

Present value of estimated future pension/OPEB benefits attributable to active and inactive employees' past service.

Minus plan assets available to pay these benefits.

GASB notes that pension and OPEB obligations, whether funded or unfunded, are part of the "employment exchange" – that is, the employee is trading his or her labor in exchange for wages, benefits, and the promise of a future pension and other postemployment benefits. GASB noted that the unfunded portion of this promise is a present obligation of the government, part of a bargained-for benefit to the employee, and should accordingly be reported by the government as a liability since they received the benefit of the exchange. However, the District is not responsible for certain key factors affecting the balance of these liabilities. In Ohio, the employee shares the obligation of funding pension benefits with the employer. Both employer and employee contribution rates are capped by State statute. A change in these caps requires action of both Houses of the General Assembly and approval of the Governor. Benefit provisions are also determined by State statute. The Ohio Revised Code permits, but does not require, the retirement systems to provide healthcare to eligible benefit recipients. The retirement systems may allocate a portion of the employer contributions to provide for these OPEB benefits.

The employee enters the employment exchange with the knowledge that the employer's promise is limited not by contract but by law. The employer enters the exchange also knowing that there is a specific, legal limit to its contribution to the retirement system. In Ohio, there is no legal means to enforce the unfunded liability of the pension/OPEB plan as against the public employer. State law operates to mitigate/lessen the moral obligation of the public employer to the employee, because all parties enter the employment exchange with notice as to the law. The retirement system is responsible for the administration of the pension and OPEB plans.

Most long-term liabilities have set repayment schedules or, in the case of compensated absences (i.e. sick and vacation leave), are satisfied through paid time-off or termination payments. There is no repayment schedule for the net pension liability or the net OPEB liability. As explained above, changes in benefits, contribution rates, and return on investments affect the balance of these liabilities but are outside the control of the local government. In the event that contributions, investment returns, and other changes are insufficient to keep up with required payments, State statute does not assign/identify the responsible party for the unfunded portion. Due to the unique nature of how the net pension liability and the net OPEB liability are satisfied, these liabilities are separately identified within the long-term liability section of the statement of net position.

In accordance with GASB 68 and GASB 75, the District's statements prepared on an accrual basis of accounting include an annual pension expense and an annual OPEB expense for their proportionate share of each plan's change in net pension liability and net OPEB liability, respectively, not accounted for as deferred inflows/outflows.

**NORTHMOR LOCAL SCHOOL DISTRICT
MORROW COUNTY**

**MANAGEMENT'S DISCUSSION AND ANALYSIS
FOR THE FISCAL YEAR ENDED JUNE 30, 2019
UNAUDITED
(Continued)**

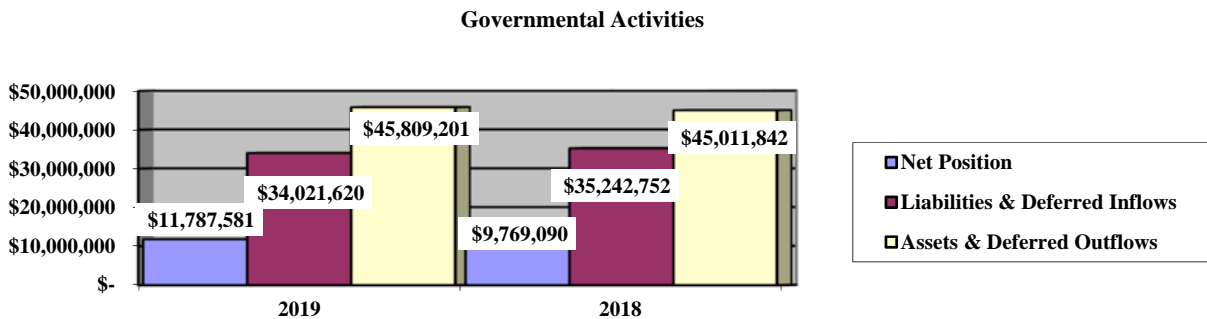
Over time, net position can serve as a useful indicator of a government's financial position. At June 30, 2019, the District's assets and deferred outflows of resources exceeded liabilities and deferred inflows of resources by \$11,787,581. At fiscal year-end, unrestricted net position was a deficit of \$5,677,469.

At fiscal year-end, capital assets represented 66.58% of total assets. Capital assets include land, land improvements, buildings and improvements, furniture and equipment, and vehicles. Net investment in capital assets at June 30, 2019, was \$16,427,095. These capital assets are used to provide services to the students and are not available for future spending.

Although the District's investment in capital assets is reported net of related debt, it should be noted that the resources to repay the debt must be provided from other sources, since capital assets may not be used to liquidate these liabilities.

A portion of the District's net position, \$1,037,955, represents resources that are subject to external restriction on how they may be used.

The graph below illustrates the District's assets and deferred outflows, liabilities and deferred inflows, and net position at June 30, 2019 and 2018.



The table below shows the change in net position for fiscal year 2019 and 2018.

Change in Net Position

	Governmental Activities 2019	Governmental Activities 2018
Revenues		
Program revenues:		
Charges for services and sales	\$ 1,095,294	\$ 1,167,089
Operating grants and contributions	1,515,508	1,429,386
General revenues:		
Property taxes	4,799,397	5,076,418
Income taxes	1,671,178	1,593,383
Grants and entitlements	5,866,846	5,762,585
Investment earnings	175,557	61,086
Other	165,073	84,976
Total revenues	15,288,853	15,174,923

-Continued

**NORTHMOR LOCAL SCHOOL DISTRICT
MORROW COUNTY**

**MANAGEMENT'S DISCUSSION AND ANALYSIS
FOR THE FISCAL YEAR ENDED JUNE 30, 2019
UNAUDITED
(Continued)**

Change in Net Position (Continued)

	Governmental Activities <u>2019</u>	Governmental Activities <u>2018</u>
<u>Expenses</u>		
Program expenses:		
Instruction:		
Regular	\$ 4,921,453	\$ 2,743,917
Special	1,403,485	1,038,531
Vocational	125,005	54,431
Other	1,432,690	1,472,796
Support services:		
Pupil	535,973	145,669
Instructional staff	297,473	459,866
Board of education	32,190	36,853
Administration	816,256	472,026
Fiscal	369,970	284,483
Operations and maintenance	1,297,991	794,561
Pupil transportation	683,665	681,151
Central	24,219	6,165
Operations of non-instructional services:		
Food service operations	480,325	382,907
Extracurricular activities	360,195	261,693
Interest and fiscal charges	489,472	493,228
Total expenses	<u>13,270,362</u>	<u>9,328,277</u>
Change in net position	2,018,491	5,846,646
Net position at beginning of year	<u>9,769,090</u>	<u>3,922,444</u>
Net position at end of year	<u><u>\$ 11,787,581</u></u>	<u><u>\$ 9,769,090</u></u>

Governmental Activities

Net position of the District's governmental activities increased \$2,018,491. Total governmental expenses of \$13,270,362 were offset by program revenues of \$2,610,802 and general revenues of \$12,678,051. Program revenues supported 80.33% of the total governmental expenses.

Expenses of the governmental activities increased \$3,942,085 or 42.26%. This increase is primarily the result of the State Teachers Retirement System (STRS) indefinitely suspending the Cost of Living Adjustment ("COLA") and the School Employee Retirement System (SERS) lowering the COLA from 3.00% to 2.50% in fiscal year 2018. These benefit changes caused a decrease to the net pension liability reported at June 30, 2018 and the subsequent expenses reported for fiscal year 2018.

**NORTHMOR LOCAL SCHOOL DISTRICT
MORROW COUNTY**

**MANAGEMENT'S DISCUSSION AND ANALYSIS
FOR THE FISCAL YEAR ENDED JUNE 30, 2019
UNAUDITED
(Continued)**

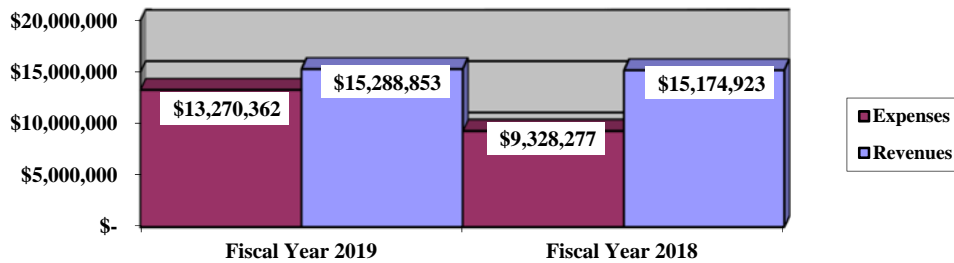
On an accrual basis, the District reported \$647,959 and (\$4,038,914) in pension expense for fiscal year 2019 and 2018, respectively. In addition, the District reported (\$1,313,118) and (\$425,984) in OPEB expense for fiscal year 2019 and 2018, respectively. The increase in both the net pension expense and the OPEB expense from fiscal year 2018 to fiscal year 2019 was \$3,799,739. This increase is primarily the result of the benefit changes by the retirement systems. Fluctuations in the pension and OPEB expense makes it difficult to compare financial information between years. Pension and OPEB expense are components of program expenses reported on the statement of activities. The District's total expenses for fiscal year 2019 are comparable to total fiscal year 2017 expenses.

The primary sources of revenue for governmental activities are derived from property taxes, income taxes and unrestricted grants and entitlements. These revenue sources represent 80.70% of total governmental revenue.

The largest expense of the District is for instructional programs. Instruction expenses totaled \$7,882,633 or 59.40% of total governmental expenses for fiscal year 2019.

The graph below presents the District's governmental activities revenue and expenses for fiscal year 2019 and 2018.

Governmental Activities - Revenues and Expenses



The statement of activities shows the cost of program services and the charges for services and grants offsetting those services. The following table shows, for governmental activities, the total cost of services and the net cost of services. That is, it identifies the cost of these services supported by tax revenue and unrestricted State grants and entitlements.

**NORTHMOR LOCAL SCHOOL DISTRICT
MORROW COUNTY**

**MANAGEMENT'S DISCUSSION AND ANALYSIS
FOR THE FISCAL YEAR ENDED JUNE 30, 2019
UNAUDITED
(Continued)**

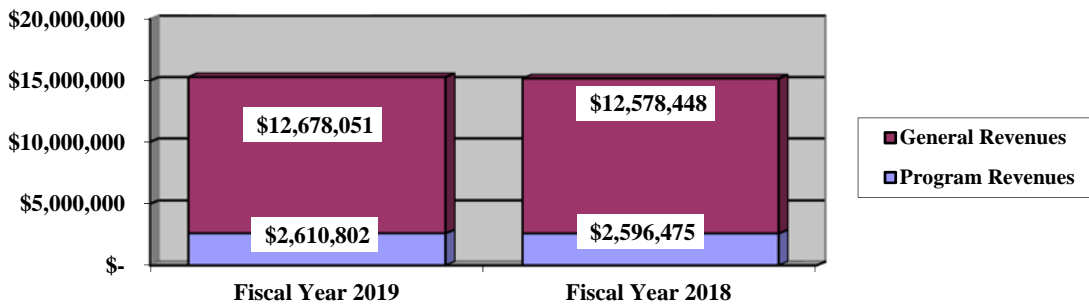
Governmental Activities

	Total Cost of Services 2019	Net Cost of Services 2019	Total Cost of Services 2018	Net Cost of Services 2018
Program expenses				
Instruction:				
Regular	\$ 4,921,453	\$ 4,025,215	\$ 2,743,917	\$ 1,942,406
Special	1,403,485	359,485	1,038,531	(12,351)
Vocational	125,005	77,452	54,431	7,563
Other	1,432,690	1,432,690	1,472,796	1,472,796
Support services:				
Pupil	535,973	535,973	145,669	145,669
Instructional staff	297,473	297,473	459,866	433,670
Board of education	32,190	28,260	36,853	36,853
Administration	816,256	816,256	472,026	472,026
Fiscal	369,970	369,970	284,483	284,483
Operations and maintenance	1,297,991	1,297,991	794,561	794,561
Pupil transportation	683,665	673,600	681,151	672,507
Central	24,219	24,219	6,165	6,165
Operations of non-instructional services:				
Food service operations	480,325	(6,617)	382,907	(122,744)
Extracurricular activities	360,195	238,121	261,693	104,970
Interest and fiscal charges	489,472	489,472	493,228	493,228
Total expenses	<u>\$ 13,270,362</u>	<u>\$ 10,659,560</u>	<u>\$ 9,328,277</u>	<u>\$ 6,731,802</u>

The dependence upon tax and other general revenues for governmental activities is apparent as 74.78% of instruction activities are supported through taxes and other general revenues. For all governmental activities, general revenue support is 80.33%.

The District's taxpayers and unrestricted grants and entitlements, from the state are the primary support for District's students. The graph below presents the District's governmental activities revenue for fiscal year 2019 and 2018.

Governmental Activities - General and Program Revenues



**NORTHMOR LOCAL SCHOOL DISTRICT
MORROW COUNTY**

**MANAGEMENT'S DISCUSSION AND ANALYSIS
FOR THE FISCAL YEAR ENDED JUNE 30, 2019
UNAUDITED
(Continued)**

The District's Funds

The District's governmental funds reported a combined fund balance of \$7,552,768, which is greater than last year's total of \$6,597,840. The schedule below indicates the fund balance and the total change in fund balance as of June 30, 2019 and 2018.

	<u>Fund Balance</u> <u>June 30, 2019</u>	<u>Fund Balance</u> <u>June 30, 2018</u>	<u>Change</u>	<u>Percentage</u> <u>Change</u>
General	\$ 5,737,299	\$ 4,523,825	\$ 1,213,474	26.82 %
Bond retirement	1,468,331	1,359,433	108,898	8.01 %
Other governmental	<u>347,138</u>	<u>714,582</u>	<u>(367,444)</u>	(51.42) %
Total	<u>\$ 7,552,768</u>	<u>\$ 6,597,840</u>	<u>\$ 954,928</u>	14.47 %

General Fund

The District's general fund balance increased \$1,213,474.

The table that follows assists in illustrating the financial activities and fund balance of the general fund.

	<u>2019</u> <u>Amount</u>	<u>2018</u> <u>Amount</u>	<u>Change</u>	<u>Percentage</u> <u>Change</u>
<u>Revenues</u>				
Taxes	\$ 5,390,719	\$ 5,487,671	\$ (96,952)	(1.77) %
Tuition	807,697	825,940	(18,243)	(2.21) %
Earnings on investments	175,557	61,086	114,471	187.39 %
Intergovernmental	6,198,085	6,099,564	98,521	1.62 %
Other revenues	<u>209,429</u>	<u>138,579</u>	<u>70,850</u>	51.13 %
Total	<u>\$ 12,781,487</u>	<u>\$ 12,612,840</u>	<u>\$ 168,647</u>	1.34 %
<u>Expenditures</u>				
Instruction	\$ 7,127,992	\$ 7,228,027	\$ (100,035)	(1.38) %
Support services	4,163,023	3,842,864	320,159	8.33 %
Extracurricular activities	<u>276,998</u>	<u>272,941</u>	<u>4,057</u>	1.49 %
Total	<u>\$ 11,568,013</u>	<u>\$ 11,343,832</u>	<u>\$ 224,181</u>	1.98 %

Total revenues increased by \$168,647 or 1.34% during the fiscal year mainly due to increases in revenues from earnings on investments and intergovernmental sources. Earnings on investments increased by 187.39% mainly due to improved performance of the District's investments. Intergovernmental revenues increased by \$98,521 or 1.62% due to the District receiving a much larger amount of unrestricted grants-in-aid received from the federal government.

Overall expenditures in the general fund increased \$224,181 or 1.98%. This increase was mainly due to the District's increase in pupil support service expenditures during the year, specifically for psychological, speech pathology, and elementary students with disabilities services.

**NORTHMOR LOCAL SCHOOL DISTRICT
MORROW COUNTY**

**MANAGEMENT'S DISCUSSION AND ANALYSIS
FOR THE FISCAL YEAR ENDED JUNE 30, 2019
UNAUDITED
(Continued)**

Bond Retirement Fund

The bond retirement fund had \$1,019,373 in revenues during fiscal year 2019. The bond retirement fund had \$910,475 in expenditures. During fiscal year 2019, the bond retirement fund's fund balance increased \$108,898 from a fund balance of \$1,359,433 to \$1,468,331.

General Fund Budgeting Highlights

The District's budget is prepared according to Ohio law and is based on accounting for certain transactions on a basis of cash receipts, disbursements and encumbrances. The most significant budgeted fund is the general fund.

During the course of fiscal year 2019, the District amended its general fund budget multiple times. For the general fund, both original and final budgeted revenues and other financing sources were \$12,399,283. Actual revenues for fiscal year 2019 were \$12,973,442.

General fund original appropriations (appropriated expenditures) of \$11,749,959 were increased to \$11,999,085 in the final appropriations. The actual budget basis expenditures for fiscal year 2019 totaled \$11,642,598, which is \$356,487 less than the final budget appropriations.

Capital Assets and Debt Administration

Capital Assets

At the end of fiscal year 2019, the District had \$27,919,573 invested in land, land improvements, buildings and improvements, furniture and equipment and vehicles. This entire amount is reported in governmental activities. The following table shows June 30, 2019 balances compared to June 30, 2018.

**Capital Assets at June 30
(Net of Depreciation)**

	Governmental Activities	
	2019	2018
Land	\$ 198,754	\$ 198,754
Land improvements	775,889	883,012
Building and improvements	26,214,501	27,078,501
Furniture and equipment	322,090	376,845
Vehicles	408,339	400,068
Total	\$ 27,919,573	\$ 28,937,180

The overall decrease in capital assets of \$1,017,607 is due to depreciation expense of \$1,105,091 exceeding capital additions of \$88,417 in the fiscal year and disposals of \$933 (net of accumulated depreciation).

See Note 8 to the basic financial statements for additional information.

Debt Administration

At June 30, 2019, the District had \$11,796,705 in general obligation bonds outstanding. Of this total, \$478,143 is due within one year and \$11,318,562 is due in more than one year.

**NORTHMOR LOCAL SCHOOL DISTRICT
MORROW COUNTY**

**MANAGEMENT'S DISCUSSION AND ANALYSIS
FOR THE FISCAL YEAR ENDED JUNE 30, 2019
UNAUDITED
(Continued)**

The following table summarizes the bonds outstanding.

Outstanding Bond Debt, at Year End

	Governmental Activities <u>2019</u>	Governmental Activities <u>2018</u>
Current interest bonds - Series 2008	\$ -	\$ 485,000
Capital appreciation bonds - Series 2008	325,000	325,000
Accreted interest	946,705	794,672
Current interest bonds - Series 2016	8,375,000	8,375,000
Current interest bonds - Series 2017	<u>2,150,000</u>	<u>2,150,000</u>
Total	<u>\$ 11,796,705</u>	<u>\$ 12,129,672</u>

See Note 9 to the basic financial statements for additional information on the District's debt administration.

Current Financial Related Activities

The District has been able to use a very conservative financial approach. The District operates just above the 20 mill floor and has an inside millage rate of 5.10. The District does benefit from a 1% income tax that was passed in 1992. There have been no requests by the District to its voters since 1992 for operating funds. The District tried unsuccessfully to pass an operating levy for additional funds in November 2013. However, with the District under new leadership since August 2014 (Treasurer) and April 2015 (Superintendent) there has not been a need to return to the voters for additional funding.

The Board and administration closely monitor expenditures to stay in line with the five-year financial forecast. Cuts to operating budgets and cuts in staffing throughout the District have been employed to avoid the need to seek additional money from the community. The Board and the administration have continued to monitor the State funding issue for schools.

The District continues to closely monitor income amounts. Property tax revenue estimates are based on historical growth patterns, including updates and reappraisals, and are substantiated by information provided for the upcoming fiscal year from the county auditor. The property tax figures are based on historical collection levels. The Northmor Local School District is just above the 20 mill floor. Property re-evaluations do directly impact the revenue. Estimates for income tax revenue are based on information provided by the department of taxation. The current tax rate is continuing. Current economic and employment conditions can substantially affect this amount. Revenue from State foundation payments is expected to remain consistent based on the current State formula, historical patterns are other indicators included in legislation. The property tax allocation is calculated as a fixed percentage of property tax receipts. The percentage is calculated as an average of this percentage from the prior three years. The growth in this revenue parallels the anticipated growth in property taxes. Revenues from all other sources are based on historical patterns, and a conservative approach has been taken.

The amounts for salaries and benefits are based on existing negotiated agreements. For periods beyond the current agreements, historical patterns regarding salary and benefit increases have been used. Retirements or the lack thereof will affect this significantly. Anticipated expenditures in Purchased Services, Supplies and other are based on historical patterns. The District anticipates spending all reserve requirements. Capital outlay is based on historical patterns and a consideration of District growth and goals. Anticipated expenditures in Other, Advances and Transfers are based on historical patterns. Estimated encumbrances are based on historical patterns.

**NORTHMOR LOCAL SCHOOL DISTRICT
MORROW COUNTY**

**MANAGEMENT'S DISCUSSION AND ANALYSIS
FOR THE FISCAL YEAR ENDED JUNE 30, 2019
UNAUDITED
(Continued)**

Contacting the District's Financial Management

This financial report is designed to provide our citizens, taxpayers, and investors and creditors with a general overview of the District's finances and to show the District's accountability for the money it receives. If you have questions about this report or need additional financial information contact: Ms. Gina Roop-Deppert, Treasurer, Northmor Local School District, 5247 County Road 29, Galion, Ohio 44833.

This page intentionally left blank.

**NORTHMOR LOCAL SCHOOL DISTRICT
MORROW COUNTY, OHIO**

**STATEMENT OF NET POSITION
JUNE 30, 2019**

	Governmental Activities
Assets:	
Equity in pooled cash and investments.	\$ 6,969,644
Receivables:	
Property taxes	5,597,588
Income taxes.	604,654
Accrued interest	9,437
Intergovernmental	176,417
Prepayments	27,079
Materials and supplies inventory.	1,166
Inventory held for resale.	1,714
Net OPEB asset	625,261
Capital assets:	
Nondepreciable capital assets	198,754
Depreciable capital assets, net.	27,720,819
Capital assets, net	27,919,573
Total assets.	41,932,533
Deferred outflows of resources:	
Unamortized deferred charges on debt refunding	561,822
Pension	3,075,520
OPEB	239,326
Total deferred outflows of resources	3,876,668
Liabilities:	
Accounts payable.	10,756
Accrued wages and benefits	868,294
Intergovernmental payable	101,486
Pension and postemployment benefits payable.	214,853
Accrued interest payable	64,044
Long-term liabilities:	
Due within one year.	521,774
Due in more than one year:	
Net pension liability	11,122,170
Net OPEB liability	1,254,017
Other amounts due in more than one year	13,052,322
Total liabilities	27,209,716
Deferred inflows of resources:	
Property taxes levied for the next fiscal year.	4,068,634
Pension	1,546,342
OPEB	1,196,928
Total deferred inflows of resources	6,811,904
Net position:	
Net investment in capital assets	16,427,095
Restricted for:	
Capital projects	332,542
Classroom facilities maintenance	26,785
Debt service.	553,392
Locally funded programs	199
State funded programs.	12,918
Federally funded programs	34,420
Student activities	19,604
Food service.	58,095
Unrestricted (deficit)	(5,677,469)
Total net position.	\$ 11,787,581

SEE ACCOMPANYING NOTES TO THE BASIC FINANCIAL STATEMENTS

**NORTHMOR LOCAL SCHOOL DISTRICT
MORROW COUNTY, OHIO**

**STATEMENT OF ACTIVITIES
FOR THE FISCAL YEAR ENDED JUNE 30, 2019**

	Expenses	Program Revenues		Net (Expense)
		Charges for Services and Sales	Operating Grants and Contributions	Revenue and Changes in Net Position
				Governmental Activities
Governmental activities:				
Instruction:				
Regular	\$ 4,921,453	\$ 801,907	\$ 94,331	\$ (4,025,215)
Special	1,403,485	31,098	1,012,902	(359,485)
Vocational	125,005	-	47,553	(77,452)
Other	1,432,690	-	-	(1,432,690)
Support services:				
Pupil	535,973	-	-	(535,973)
Instructional staff	297,473	-	-	(297,473)
Board of education	32,190	-	3,930	(28,260)
Administration	816,256	-	-	(816,256)
Fiscal	369,970	-	-	(369,970)
Operations and maintenance	1,297,991	-	-	(1,297,991)
Pupil transportation	683,665	-	10,065	(673,600)
Central	24,219	-	-	(24,219)
Operation of non-instructional services:				
Food service operations	480,325	140,609	346,333	6,617
Extracurricular activities	360,195	121,680	394	(238,121)
Interest and fiscal charges	489,472	-	-	(489,472)
Total governmental activities	\$ 13,270,362	\$ 1,095,294	\$ 1,515,508	(10,659,560)
General revenues:				
Property taxes levied for:				
General purposes				3,746,201
Debt service				897,886
Capital outlay				83,235
Special revenue				72,075
Income taxes levied for:				
General purposes				1,671,178
Grants and entitlements not restricted				
to specific programs				5,866,846
Investment earnings				175,557
Miscellaneous				165,073
Total general revenues				12,678,051
Change in net position				2,018,491
Net position at beginning of year				9,769,090
Net position at end of year				\$ 11,787,581

SEE ACCOMPANYING NOTES TO THE BASIC FINANCIAL STATEMENTS

**NORTHMOR LOCAL SCHOOL DISTRICT
MORROW COUNTY, OHIO**

**BALANCE SHEET
GOVERNMENTAL FUNDS
JUNE 30, 2019**

	<u>General</u>	<u>Bond Retirement</u>	<u>Nonmajor Governmental Funds</u>	<u>Total Governmental Funds</u>
Assets:				
Equity in pooled cash and investments.	\$ 5,268,906	\$ 1,268,135	\$ 432,603	\$ 6,969,644
Receivables:				
Property taxes.	4,395,035	1,025,810	176,743	5,597,588
Income taxes.	604,654	-	-	604,654
Accrued interest.	9,437	-	-	9,437
Intergovernmental.	15,750	-	160,667	176,417
Prepayments.	27,079	-	-	27,079
Materials and supplies inventory.	883	-	283	1,166
Inventory held for resale.	-	-	1,714	1,714
Due from other funds.	83,296	-	-	83,296
Total assets.	<u>\$ 10,405,040</u>	<u>\$ 2,293,945</u>	<u>\$ 772,010</u>	<u>\$ 13,470,995</u>
Liabilities:				
Accounts payable.	\$ 2,713	\$ -	\$ 8,043	\$ 10,756
Accrued wages and benefits.	770,785	-	97,509	868,294
Intergovernmental payable.	100,226	-	1,260	101,486
Pension and postemployment benefits payable.	200,458	-	14,395	214,853
Due to other funds.	-	-	83,296	83,296
Total liabilities.	<u>1,074,182</u>	<u>-</u>	<u>204,503</u>	<u>1,278,685</u>
Deferred inflows of resources:				
Property taxes levied for the next fiscal year.	3,212,577	729,804	126,253	4,068,634
Delinquent property tax revenue not available.	380,982	95,810	16,743	493,535
Intergovernmental revenue not available.	-	-	77,373	77,373
Total deferred inflows of resources.	<u>3,593,559</u>	<u>825,614</u>	<u>220,369</u>	<u>4,639,542</u>
Fund balances:				
Nonspendable:				
Materials and supplies inventory.	883	-	283	1,166
Prepays.	27,079	-	-	27,079
Unclaimed monies.	27,009	-	-	27,009
Restricted:				
Debt service.	-	1,468,331	-	1,468,331
Capital improvements.	-	-	323,340	323,340
Classroom facilities maintenance.	-	-	19,244	19,244
Food service operations.	-	-	72,767	72,767
Targeted academic assistance.	-	-	2,527	2,527
Other purposes.	-	-	13,118	13,118
Extracurricular.	-	-	19,604	19,604
Assigned:				
Student instruction.	3,896	-	-	3,896
Student and staff support.	10,097	-	-	10,097
Public school support.	18,491	-	-	18,491
Other purposes.	120	-	-	120
Unassigned (deficit).	5,649,724	-	(103,745)	5,545,979
Total fund balances.	<u>5,737,299</u>	<u>1,468,331</u>	<u>347,138</u>	<u>7,552,768</u>
Total liabilities, deferred inflows and fund balances.	<u>\$ 10,405,040</u>	<u>\$ 2,293,945</u>	<u>\$ 772,010</u>	<u>\$ 13,470,995</u>

SEE ACCOMPANYING NOTES TO THE BASIC FINANCIAL STATEMENTS

**NORTHMOR LOCAL SCHOOL DISTRICT
MORROW COUNTY, OHIO**

**RECONCILIATION OF TOTAL GOVERNMENTAL FUND BALANCES TO
NET POSITION OF GOVERNMENTAL ACTIVITIES
JUNE 30, 2019**

Total governmental fund balances		\$	7,552,768
<i>Amounts reported for governmental activities on the statement of net position are different because:</i>			
Capital assets used in governmental activities are not financial resources and therefore are not reported in the funds.			27,919,573
Other long-term assets are not available, such as property taxes receivable, to pay for current-period expenditures and therefore are deferred inflows in the funds.			
Property taxes receivable	\$	493,535	
Intergovernmental receivable		77,373	
Total		77,373	570,908
Unamortized premiums on bonds issued are not recognized in the funds.			(1,204,300)
Unamortized amounts on refundings are not recognized in the funds.			561,822
Accrued interest payable is not due and payable in the current period and therefore is not reported in the funds.			(64,044)
Long-term liabilities, including bonds payable, are not due and payable in the current period and therefore are not reported in the funds.			
General obligation bonds		(11,796,705)	
Compensated absences		(573,091)	
Total		(12,369,796)	(12,369,796)
The net pension liability is not due and payable in the current period; therefore, the liability and related deferred inflows/outflows are not reported in governmental funds.			
Deferred outflows - pension		3,075,520	
Deferred inflows - pension		(1,546,342)	
Net pension liability		(11,122,170)	
Total		(9,592,992)	(9,592,992)
The net OPEB liability/asset is not due and payable in the current period; therefore, the liability/asset and related deferred inflows/outflows are not reported in governmental funds.			
Deferred outflows - OPEB		239,326	
Deferred inflows - OPEB		(1,196,928)	
Net OPEB asset		625,261	
Net OPEB liability		(1,254,017)	
Total		(1,586,358)	(1,586,358)
Net position of governmental activities		\$	11,787,581

SEE ACCOMPANYING NOTES TO THE BASIC FINANCIAL STATEMENTS

**NORTHMOR LOCAL SCHOOL DISTRICT
MORROW COUNTY, OHIO**

**STATEMENT OF REVENUES, EXPENDITURES AND CHANGES IN FUND BALANCES
GOVERNMENTAL FUNDS
FOR THE FISCAL YEAR ENDED JUNE 30, 2019**

	<u>General</u>	<u>Bond Retirement</u>	<u>Nonmajor Governmental Funds</u>	<u>Total Governmental Funds</u>
Revenues:				
From local sources:				
Property taxes	\$ 3,719,541	\$ 892,273	\$ 153,532	\$ 4,765,346
Income taxes	1,671,178	-	-	1,671,178
Tuition	807,697	-	-	807,697
Earnings on investments	175,557	-	394	175,951
Charges for services	-	-	140,609	140,609
Extracurricular	19,048	-	102,632	121,680
Classroom materials and fees	25,308	-	-	25,308
Rental income	391	-	-	391
Contributions and donations	1,598	-	-	1,598
Other local revenues	163,084	-	-	163,084
Intergovernmental - state	5,934,262	127,100	30,781	6,092,143
Intergovernmental - federal	263,823	-	967,735	1,231,558
Total revenues	<u>12,781,487</u>	<u>1,019,373</u>	<u>1,395,683</u>	<u>15,196,543</u>
Expenditures:				
Current:				
Instruction:				
Regular	4,567,930	-	268,699	4,836,629
Special	970,031	-	655,548	1,625,579
Vocational	157,341	-	426	157,767
Other	1,432,690	-	-	1,432,690
Support services:				
Pupil	581,093	-	2,635	583,728
Instructional staff	315,664	-	4,361	320,025
Board of education	34,008	-	-	34,008
Administration	980,361	-	-	980,361
Fiscal	376,497	25,203	4,308	406,008
Operations and maintenance	1,078,063	-	217,052	1,295,115
Pupil transportation	773,118	-	-	773,118
Central	24,219	-	-	24,219
Operation of non-instructional services:				
Food service operations	-	-	519,934	519,934
Extracurricular activities	276,998	-	90,164	367,162
Debt service:				
Principal retirement	-	485,000	-	485,000
Interest and fiscal charges	-	400,272	-	400,272
Total expenditures	<u>11,568,013</u>	<u>910,475</u>	<u>1,763,127</u>	<u>14,241,615</u>
Excess (deficiency) of revenues over (under) expenditures	<u>1,213,474</u>	<u>108,898</u>	<u>(367,444)</u>	<u>954,928</u>
Other financing sources (uses):				
Transfers in	-	-	90,813	90,813
Transfers (out)	-	-	(90,813)	(90,813)
Total other financing sources (uses)	<u>-</u>	<u>-</u>	<u>-</u>	<u>-</u>
Net change in fund balances	1,213,474	108,898	(367,444)	954,928
Fund balances at beginning of year	<u>4,523,825</u>	<u>1,359,433</u>	<u>714,582</u>	<u>6,597,840</u>
Fund balances at end of year	<u>\$ 5,737,299</u>	<u>\$ 1,468,331</u>	<u>\$ 347,138</u>	<u>\$ 7,552,768</u>

SEE ACCOMPANYING NOTES TO THE BASIC FINANCIAL STATEMENTS

**NORTHMOR LOCAL SCHOOL DISTRICT
MORROW COUNTY, OHIO**

**RECONCILIATION OF THE STATEMENT OF REVENUES, EXPENDITURES
AND CHANGES IN FUND BALANCES OF GOVERNMENTAL FUNDS
TO THE STATEMENT OF ACTIVITIES
FOR THE FISCAL YEAR ENDED JUNE 30, 2019**

Net change in fund balances - total governmental funds \$ 954,928

Amounts reported for governmental activities in the statement of activities are different because:

Governmental funds report capital outlays as expenditures. However, in the statement of activities, the cost of those assets is allocated over their estimated useful lives as depreciation expense.

Capital asset additions	\$ 88,417	
Current year depreciation	<u>(1,105,091)</u>	
Total		(1,016,674)

The net effect of various miscellaneous transactions involving capital assets (i.e., sales, disposals, trade-ins, and donations) is to decrease net position. (933)

Revenues in the statement of activities that do not provide current financial resources are not reported as revenues in the funds.

Property taxes	34,051	
Intergovernmental	<u>58,259</u>	
Total		92,310

Principal payment on bonds is an expenditure in the governmental funds, but the repayment reduces long-term liabilities in the statement of net position. 485,000

In the statement of activities, interest is accrued on outstanding bonds, whereas in governmental funds, an interest expenditure is reported when due. The following items resulted in additional interest being reported in the statement of activities:

Accrued interest payable	3,998	
Accreted interest on capital appreciation bonds	(152,033)	
Amortization of deferred charges	(39,646)	
Amortization of bond premiums	<u>98,481</u>	
Total		(89,200)

Some expenses reported in the statement of activities, such as compensated absences, do not require the use of current financial resources and therefore are not reported as expenditures in governmental funds. (52,488)

Contractually required pension contributions are reported as expenditures in governmental funds; however, the statement of net position reports these amounts as deferred outflows. 944,260

Except for amounts reported as deferred inflows/outflows, changes in the net pension liability are reported as pension expense in the statement of activities. (647,959)

Contractually required OPEB contributions are reported as expenditures in governmental funds; however, the statement of net position reports these amounts as deferred outflows. 36,129

Except for amounts reported as deferred inflows/outflows, changes in the net OPEB asset/liability are reported as OPEB expense in the statement of activities. 1,313,118

Change in net position of governmental activities \$ 2,018,491

SEE ACCOMPANYING NOTES TO THE BASIC FINANCIAL STATEMENTS

**NORTHMOR LOCAL SCHOOL DISTRICT
MORROW COUNTY, OHIO**

**STATEMENT OF REVENUES, EXPENDITURES AND CHANGES IN
FUND BALANCE - BUDGET AND ACTUAL (NON-GAAP BUDGETARY BASIS)
GENERAL FUND
FOR THE FISCAL YEAR ENDED JUNE 30, 2019**

	<u>Budgeted Amounts</u>		<u>Actual</u>	<u>Variance with Final Budget Positive (Negative)</u>
	<u>Original</u>	<u>Final</u>		
Revenues:				
From local sources:				
Property taxes	\$ 3,720,622	\$ 3,720,622	\$ 3,834,812	\$ 114,190
Income taxes	1,590,000	1,590,000	1,657,550	67,550
Tuition	830,000	830,000	807,696	(22,304)
Earnings on investments	50,000	50,000	157,023	107,023
Classroom materials and fees	26,000	26,000	25,308	(692)
Rental income	750	750	391	(359)
Other local revenues	60,000	60,000	205,107	145,107
Intergovernmental - state	6,022,411	6,022,411	6,021,732	(679)
Intergovernmental - federal	99,000	99,000	263,823	164,823
Total revenues	<u>12,398,783</u>	<u>12,398,783</u>	<u>12,973,442</u>	<u>574,659</u>
Expenditures:				
Current:				
Instruction:				
Regular	5,146,528	4,588,468	4,632,525	(44,057)
Special	1,951,627	1,268,720	1,006,449	262,271
Vocational	73,558	160,266	161,548	(1,282)
Other	2,133,879	1,509,000	1,432,690	76,310
Support services:				
Pupil	381,503	529,479	572,863	(43,384)
Instructional staff	226,842	412,584	321,513	91,071
Board of education	37,005	67,150	24,917	42,233
Administration	441,373	1,027,002	991,029	35,973
Fiscal	195,602	401,189	371,895	29,294
Operations and maintenance	459,463	960,002	1,080,856	(120,854)
Pupil transportation	573,400	800,612	761,549	39,063
Central	3,083	15,200	24,219	(9,019)
Extracurricular activities	126,096	259,413	260,545	(1,132)
Total expenditures	<u>11,749,959</u>	<u>11,999,085</u>	<u>11,642,598</u>	<u>356,487</u>
Excess of revenues over expenditures	<u>648,824</u>	<u>399,698</u>	<u>1,330,844</u>	<u>931,146</u>
Other financing sources:				
Refund of prior year's expenditures	500	500	-	(500)
Total other financing sources	<u>500</u>	<u>500</u>	<u>-</u>	<u>(500)</u>
Net change in fund balance	649,324	400,198	1,330,844	930,646
Fund balance at beginning of year	3,873,951	3,873,951	3,873,951	-
Prior year encumbrances appropriated	59,948	59,948	59,948	-
Fund balance at end of year	<u>\$ 4,583,223</u>	<u>\$ 4,334,097</u>	<u>\$ 5,264,743</u>	<u>\$ 930,646</u>

SEE ACCOMPANYING NOTES TO THE BASIC FINANCIAL STATEMENTS

**NORTHMOR LOCAL SCHOOL DISTRICT
MORROW COUNTY, OHIO**

**STATEMENT OF FIDUCIARY NET POSITION
FIDUCIARY FUNDS
JUNE 30, 2019**

	Private-Purpose Trust	
	Scholarship	Agency
Assets:		
Equity in pooled cash and cash investments	\$ 4,407	\$ 23,050
Total assets.	4,407	\$ 23,050
Liabilities:		
Accounts payable.	-	\$ 1,642
Due to students.	-	21,408
Total liabilities	-	\$ 23,050
Net position:		
Held in trust for scholarships	4,407	
Total net position.	\$ 4,407	

SEE ACCOMPANYING NOTES TO THE BASIC FINANCIAL STATEMENTS

**NORTHMOR LOCAL SCHOOL DISTRICT
MORROW COUNTY, OHIO**

**STATEMENT OF CHANGES IN FIDUCIARY NET POSITION
FIDUCIARY FUND
FOR THE FISCAL YEAR ENDED JUNE 30, 2019**

	Private-Purpose Trust
	Scholarship
Additions:	
Gifts and contributions.	\$ 300
Deductions:	
Scholarships awarded	300
Change in net position	-
Net position at beginning of year.	4,407
Net position at end of year	\$ 4,407

SEE ACCOMPANYING NOTES TO THE BASIC FINANCIAL STATEMENTS

This page intentionally left blank.

**NORTHMOR LOCAL SCHOOL DISTRICT
MORROW COUNTY**

**NOTES TO THE BASIC FINANCIAL STATEMENTS
FOR THE FISCAL YEAR ENDED JUNE 30, 2019**

1. DESCRIPTION OF THE SCHOOL DISTRICT

The Northmor Local School District (the "District") is a body politic and corporate established for the purpose of exercising the rights and privileges conveyed to it by the constitution and laws of the State of Ohio. The District is a local district as defined by Section 3311.03 of the Ohio Revised Code. The District operates under an elected Board of Education and is responsible for providing public education to residents of the District.

Current enrollment as of June 30, 2019 was 1,066. The District employed 74 certified employees, 42 noncertified employees, and 8 administrators.

Management believes the financial statements included in this report represent all of the funds of the District over which the District has the ability to exercise direct operating control.

2. SUMMARY OF SIGNIFICANT ACCOUNTING POLICIES

The basic financial statements of the District have been prepared in conformity with accounting principles generally accepted in the United States of America (GAAP) as applied to governmental units. The Governmental Accounting Standards Board (GASB) is the accepted standard-setting body for establishing governmental accounting and financial reporting principles. The District's significant accounting policies are described below.

A. Reporting Entity

The reporting entity has been defined in accordance with GASB Statement No. 14, "The Financial Reporting Entity" as amended by GASB Statement No. 39, "Determining Whether Certain Organizations Are Component Units" and GASB Statement No. 61, "The Financial Reporting Entity: Omnibus an amendment of GASB Statements No. 14 and No. 34". The reporting entity is composed of the primary government and component units. The primary government consists of all funds, departments, boards and agencies that are not legally separate from the District. For the District, this includes general operations, food service, and student related activities of the District.

Component units are legally separate organizations for which the District is financially accountable. The District is financially accountable for an organization if the District appoints a voting majority of the organization's Governing Board and (1) the District is able to significantly influence the programs or services performed or provided by the organization; or (2) the District is legally entitled to or can otherwise access the organization's resources; or (3) the District is legally obligated or has otherwise assumed the responsibility to finance the deficits of, or provide financial support to, the organization; or (4) the District is obligated for the debt of the organization. Component units may also include organizations that are fiscally dependent on the District in that the District approves the budget, the issuance of debt or the levying of taxes. Certain organizations are also included as component units if the nature and significance of the relationship between the primary government and the organization is such that exclusion by the primary government would render the primary government's financial statements incomplete or misleading. Based upon the application of these criteria, the District has no component units. The basic financial statements of the reporting entity include only those of the District (the primary government).

The following organizations are described due to their relationship to the District:

**NORTHMOR LOCAL SCHOOL DISTRICT
MORROW COUNTY**

**NOTES TO THE BASIC FINANCIAL STATEMENTS
FOR THE FISCAL YEAR ENDED JUNE 30, 2019
(Continued)**

2. SUMMARY OF SIGNIFICANT ACCOUNTING POLICIES (Continued)

JOINTLY GOVERNED ORGANIZATIONS

Heartland Council of Governments/North Central Ohio Computer Cooperative (the "COG")

The COG is a jointly governed organization among 16 school districts, 1 educational service center and a career center. The COG is an association of public school districts within the boundaries of Ashland, Crawford, Huron, Marion, Morrow, Richland, Seneca, and Wyandot counties. The COG was formed for the purpose of applying modern technology with the aid of computers and other electronic equipment to administrative and instructional functions among member school districts. Each member school district supports the COG based on a per pupil charge dependent upon the software package utilized. The COG is governed by a Cooperative Assembly consisting of superintendents of the member school districts. The degree of control exercised by any school district is limited to its representation on the Cooperative Assembly. During fiscal year 2019, the District paid \$318,762 to the COG for various services. Financial information can be obtained from the treasurer for the Pioneer Career and Technology Center, who serves as fiscal agent, at 27 Ryan Road, Shelby, Ohio 44875-0309.

RELATED ENTITY

Perry Cook Memorial Library (the "Library")

The District appoints the governing board of the Library, however, the District cannot influence the Library's operation nor does the Library represent a potential financial benefit for or burden on the District. The District serves in a ministerial capacity as taxing authority for the Library. Once the Library Board determines to present a levy to the voters, including the determination of its rate and duration, the District must place the levy on the ballot. The Library may not issue debt. The Library did not receive any funding from the District during 2019.

INSURANCE PURCHASING POOL

Ohio School Boards Association Workers' Compensation Group Rating Plan

The District participates in a group rating plan for workers' compensation as established under Section 4123.29 of the Ohio Revised Code. The Ohio School Boards Association Workers' Compensation Group Rating Plan (the "GRP") was established through the Ohio School Boards Association (OSBA) as a group purchasing pool.

B. Fund Accounting

The District uses funds to maintain its financial records during the year. A fund is defined as a fiscal and accounting entity with a self-balancing set of accounts. There are three categories of funds: governmental, proprietary and fiduciary.

**NORTHMOR LOCAL SCHOOL DISTRICT
MORROW COUNTY**

**NOTES TO THE BASIC FINANCIAL STATEMENTS
FOR THE FISCAL YEAR ENDED JUNE 30, 2019
(Continued)**

2. SUMMARY OF SIGNIFICANT ACCOUNTING POLICIES (Continued)

GOVERNMENTAL FUNDS

Governmental funds are those through which most governmental functions typically are financed. Governmental fund reporting focuses on the sources, uses and balances of current financial resources. Expendable assets are assigned to the various governmental funds according to the purposes for which they may or must be used. Current liabilities are assigned to the fund from which they will be paid. The difference between governmental fund assets and deferred outflows of resources and liabilities and deferred inflows of resources is reported as fund balance. The following are the District's major governmental funds:

General fund - The general fund is used to account for and report all financial resources not accounted for and reported in another fund. The general fund balance is available for any purpose provided it is expended or transferred according to the general laws of Ohio.

Bond retirement fund - The bond retirement fund is used to account for financial resources and expenditures restricted for principal and interest for general obligation bonds.

Other governmental funds of the District are used to account for (a) financial resources that are restricted, committed, or assigned to expenditures for capital outlays including the acquisition or construction of capital facilities and other capital assets and (b) specific revenue sources that are restricted or committed to an expenditure for specified purposes other than debt service or capital projects.

PROPRIETARY FUND

Proprietary funds are used to account for the District's ongoing activities which are similar to those often found in the private sector. The District has no proprietary funds.

FIDUCIARY FUNDS

Fiduciary fund reporting focuses on net position and changes in net position. The fiduciary fund category is split into four classifications: pension trust funds, investment trust funds, private-purpose trust funds and agency funds. Trust funds are used to account for assets held by the District under a trust agreement for individuals, private organizations, or other governments and are therefore not available to support the District's own programs. The District's only trust fund is a private-purpose trust which accounts for scholarship programs for students. Agency funds are custodial in nature (assets equal liabilities) and do not involve measurement of results of operations. The District's agency fund accounts for student activities.

C. Basis of Presentation and Measurement Focus

Government-Wide Financial Statements - The statement of net position and the statement of activities display information about the District as a whole. These statements include the financial activities of the primary government, except for fiduciary funds.

**NORTHMOR LOCAL SCHOOL DISTRICT
MORROW COUNTY**

**NOTES TO THE BASIC FINANCIAL STATEMENTS
FOR THE FISCAL YEAR ENDED JUNE 30, 2019
(Continued)**

2. SUMMARY OF SIGNIFICANT ACCOUNTING POLICIES (Continued)

The government-wide statement of activities presents a comparison between direct expenses and program revenues for each function or program of the governmental activities of the District. Direct expenses are those that are specifically associated with a service, program or department and therefore clearly identifiable to a particular function. Program revenues include amounts paid by the recipient of goods or services offered by the program and grants and contributions that are restricted to meeting the operational or capital requirements of a particular program. Revenues not classified as program revenues are presented as general revenues of the District.

The government-wide financial statements are prepared using the economic resources measurement focus. All assets and deferred outflows of resources and all liabilities and deferred inflows of resources associated with the operation of the District are included on the statement of net position.

Fund Financial Statements - Fund financial statements report detailed information about the District. The focus of governmental fund financial statements is on major funds rather than reporting funds by type. Each major fund is presented in a separate column, and all nonmajor funds are aggregated into one column. Fiduciary funds are reported by fund type.

All governmental funds are accounted for using a flow of current financial resources measurement focus. With this measurement focus, only current assets and deferred outflows of resources and current liabilities and deferred inflows of resources generally are included on the balance sheet. The statement of revenues, expenditures and changes in fund balances reports on the sources (i.e., revenues and other financing sources) and uses (i.e., expenditures and other financing uses) of current financial resources. This approach differs from the manner in which the governmental activities of the government-wide financial statements are prepared. Governmental fund financial statements therefore include a reconciliation with brief explanations to better identify the relationship between the government-wide statements and the statements for governmental funds.

The private-purpose trust fund is reported using the economic resources measurement focus. Agency funds do not report a measurement focus as they do not report operations.

D. Basis of Accounting

Basis of accounting determines when transactions are recorded in the financial records and reported on the financial statements. Government-wide financial statements are prepared using the accrual basis of accounting. Governmental funds use the modified accrual basis of accounting. Fiduciary funds also use the accrual basis of accounting.

Revenues - Exchange and Nonexchange Transactions - Revenue resulting from exchange transactions, in which each party gives and receives essentially equal value, is recorded on the accrual basis when the exchange takes place. On a modified accrual basis, revenue is recorded in the fiscal year in which the resources are measurable and become available. Available means that the resources will be collected within the current fiscal year or are expected to be collected soon enough thereafter to be used to pay liabilities of the current fiscal year. For the District, available means expected to be received within sixty days of fiscal year end.

**NORTHMOR LOCAL SCHOOL DISTRICT
MORROW COUNTY**

**NOTES TO THE BASIC FINANCIAL STATEMENTS
FOR THE FISCAL YEAR ENDED JUNE 30, 2019
(Continued)**

2. SUMMARY OF SIGNIFICANT ACCOUNTING POLICIES (Continued)

Nonexchange transactions, in which the District receives value without directly giving equal value in return, include property taxes, income taxes, grants, entitlements and donations. On an accrual basis, revenue from property taxes is recognized in the fiscal year for which the taxes are levied (see Note 6). Revenue from income taxes is recognized in the period in which the income is earned (see Note 10). Revenue from grants, entitlements and donations is recognized in the fiscal year in which all eligibility requirements have been satisfied. Eligibility requirements include timing requirements, which specify the year when the resources are required to be used or the fiscal year when use is first permitted, matching requirements, in which the District must provide local resources to be used for a specified purpose, and expenditure requirements, in which the resources are provided to the District on a reimbursement basis. On a modified accrual basis, revenue from nonexchange transactions must also be available before it can be recognized.

Under the modified accrual basis, the following revenue sources are considered to be both measurable and available at fiscal year-end: property taxes available as an advance, income taxes, interest, tuition, grants, student fees and rentals.

Deferred Outflows of Resources and Deferred Inflows of Resources - In addition to assets, the government-wide statement of net position will report a separate section for deferred outflows of resources. Deferred outflows of resources, represents a consumption of net position that applies to a future period and will not be recognized as an outflow of resources (expense/expenditure) until then. For the District, see Notes 13 and 14 for deferred outflows of resources related the District's net pension liability and net OPEB liability/asset, respectively. In addition, deferred outflows of resources include a deferred charge on debt refunding. A deferred charge on refunding results from the difference in the carrying value of refunded debt and its reacquisition price. This amount is deferred and amortized over the shorter of the life of the refunded or refunding debt.

In addition to liabilities, both the government-wide statement of net position and the governmental fund financial statements report a separate section for deferred inflows of resources. Deferred inflows of resources represent an acquisition of net position that applies to a future period and will not be recognized as an inflow of resources (revenue) until that time. For the District, deferred inflows of resources include property taxes and unavailable revenue. Property taxes represent amounts for which there is an enforceable legal claim as of June 30, 2019 but which were levied to finance fiscal year 2020 operations. These amounts have been recorded as a deferred inflow of resources on both the government-wide statement of net position and the governmental fund financial statements. Unavailable revenue is reported only on the governmental funds balance sheet, and represents receivables which will not be collected within the available period. For the District unavailable revenue includes, but is not limited to, delinquent property taxes and intergovernmental grants. These amounts are deferred and recognized as an inflow of resources in the period the amounts become available.

For the District, see Notes 13 and 14 for deferred inflows of resources related to the District's net pension liability and net OPEB liability/asset, respectively. This deferred inflow of resources is only reported on the government-wide statement of net position.

Expenses/Expenditures - On the accrual basis of accounting, expenses are recognized at the time they are incurred. The entitlement value of donated commodities used during the year is reported in the statement of revenues, expenditures and changes in fund balances as an expenditure with a like amount reported as intergovernmental revenue.

**NORTHMOR LOCAL SCHOOL DISTRICT
MORROW COUNTY**

**NOTES TO THE BASIC FINANCIAL STATEMENTS
FOR THE FISCAL YEAR ENDED JUNE 30, 2019
(Continued)**

2. SUMMARY OF SIGNIFICANT ACCOUNTING POLICIES (Continued)

The measurement focus of governmental fund accounting is on decreases in net financial resources (expenditures) rather than expenses. Expenditures are generally recognized in the accounting period in which the related fund liability is incurred, if measurable. Allocations of cost, such as depreciation and amortization, is not recognized in governmental funds.

E. Budgets

The District is required by State statute to adopt an annual appropriated cash basis budget for all funds (except agency funds). The specific timetable for fiscal year 2019 is as follows:

1. Prior to January 15, the Superintendent and Treasurer submit to the Board of Education a proposed operating budget for the fiscal year commencing the following July 1. The budget includes proposed expenditures and the means of financing for all funds. Public hearings are publicized and conducted to obtain taxpayers' comments. The purpose of this budget document is to reflect the need for existing (or increased) tax rates.
2. By no later than January 20, the Board-adopted budget is filed with the Morrow County Budget Commission for tax rate determination. The Morrow County Commissioners waived this requirement for 2019.
3. Prior to April 1, the Board of Education accepts, by formal resolution, the tax rates as determined by the Budget Commission and receives the Commission's certificate of estimated resources which states the projected revenue of each fund. Prior to July 1, the District must revise its budget so that total contemplated expenditures from any fund during the ensuing year will not exceed the amount stated in the certificate of estimated resources. The revised budget then serves as a basis for the appropriation measure. On or about July 1, the certificate is amended to include any unencumbered balances from the preceding year as reported by the District Treasurer. The certificate may be further amended during the year if projected increases or decreases in revenue are identified by the District Treasurer. The budget figures, as shown in the accompanying budgetary statement, reflect the amounts set forth in the original and final certificates of estimated resources issued for fiscal year 2019.
4. By July 1, the annual appropriation resolution is legally enacted by the Board of Education at the fund level of expenditures, which is the legal level of budgetary control. State statute permits a temporary appropriation to be effective until no later than October 1 of each year. Although the legal level of budgetary control was established at the fund level of expenditures, the District has elected to present budgetary statement comparisons at the fund and function level of expenditures. Resolution appropriations by fund must be within the estimated resources as certified by the County Budget Commission and the total of expenditures and encumbrances may not exceed the appropriation totals.
5. Any revisions that alter the total of any fund appropriations must be approved by the Board of Education.
6. Formal budgetary integration is employed as a management control device during the year for all funds consistent with the general obligation bond indenture and other statutory provisions.

**NORTHMOR LOCAL SCHOOL DISTRICT
MORROW COUNTY**

**NOTES TO THE BASIC FINANCIAL STATEMENTS
FOR THE FISCAL YEAR ENDED JUNE 30, 2019
(Continued)**

2. SUMMARY OF SIGNIFICANT ACCOUNTING POLICIES (Continued)

7. Appropriations amounts are as originally adopted, or as amended by the Board of Education through the year by supplemental appropriations, which either reallocated or increased the original appropriated amounts. The budget figures, as shown in the accompanying budgetary statement, reflect the original and final appropriation amounts including all amendments and modifications.
8. Unencumbered appropriations lapse at fiscal year end. Encumbered appropriations are carried forward to the succeeding fiscal year and need not be reappropriated. Expenditures may not legally exceed budgeted appropriations at the fund level.
9. Encumbrance accounting is utilized with District funds in the normal course of operations, for purchase orders and contract related expenditures. An encumbrance is a reserve on the available spending authority due to commitment for a future expenditure and does not represent a liability. Note 15 provides a reconciliation of the budgetary and GAAP basis of accounting for the general fund.

F. Cash and Investments

To improve cash management, cash received by the District is pooled in a central bank account. Monies for all funds are maintained in this pool. Individual fund integrity is maintained through the District's records. Each fund's interest in the pool is presented as "equity in pooled cash and investments".

During fiscal year 2019, investments were limited to non-negotiable certificates of deposit, negotiable certificates of deposit, commercial paper, a U.S. Government money market fund, and the State Treasury Asset Reserve of Ohio (STAR Ohio). Except for nonparticipating investment contracts, investments are reported at fair value, which is based on quoted market prices. Nonparticipating investment contracts, such as repurchase agreements and non-negotiable certificates of deposits, are reported at cost.

STAR Ohio, is an investment pool managed by the State Treasurer's Office which allows governments within the State to pool their funds for investment purposes. STAR Ohio is not registered with the SEC as an investment company, but has adopted Governmental Accounting Standards Board (GASB), Statement No. 79, "Certain External Investment Pools and Pool Participants." The District measures its investment in STAR Ohio at the net asset value (NAV) per share provided by STAR Ohio. The NAV per share is calculated on an amortized cost basis that provides an NAV per share that approximates fair value.

For fiscal year 2019, there were no limitations or restrictions on any participant withdrawals due to redemption notice periods, liquidity fees, or redemption gates. However, notice must be given 24 hours in advance of all deposits and withdrawals exceeding \$25 million. STAR Ohio reserves the right to limit the transaction to \$100 million, requiring the excess amount to be transacted the following business day(s), but only to the \$100 million limit. All accounts of the participant will be combined for these purposes.

Under existing Ohio statutes all investment earnings are assigned to the general fund unless statutorily required to be credited to a specific fund or by policy of the Board of Education. Interest revenue credited to the general fund during fiscal year 2019 amounted to \$175,557, which includes \$49,134 assigned from other funds.

**NORTHMOR LOCAL SCHOOL DISTRICT
MORROW COUNTY**

**NOTES TO THE BASIC FINANCIAL STATEMENTS
FOR THE FISCAL YEAR ENDED JUNE 30, 2019
(Continued)**

2. SUMMARY OF SIGNIFICANT ACCOUNTING POLICIES (Continued)

For presentation on the statement of net position, investments of the cash management pool and investments with original maturities of three months or less at the time they are purchased by the District are considered to be cash equivalents. Investments with an initial maturity of more than three months are reported as investments.

An analysis of the District's investment account at year end is provided in Note 4.

G. Inventory

On government-wide and fund financial statements, purchased inventories are presented at the lower of cost or market and donated commodities are presented at their entitlement value. Inventories are recorded on a first-in, first-out basis and are expensed when used. Inventories are accounted for using the consumption method on the fund statements and on the government-wide statements.

On the fund financial statements, reported material and supplies inventory is equally offset by a nonspendable fund balance in the governmental funds which indicates that it does not constitute available spendable resources even though it is a component of net current assets.

Inventory consists of expendable supplies held for consumption, donated food and purchased food.

H. Capital Assets

General capital assets result from expenditures in the governmental funds. These assets are reported in the governmental activities column of the government-wide statement of net position, but are not reported in the fund financial statements.

All capital assets are capitalized at cost (or estimated historical cost) and updated for additions and disposals during the year. Donated capital assets are recorded at their acquisition value as of the date received. The District's capitalization threshold is \$5,000. Improvements are capitalized; the costs of normal maintenance and repairs that do not add to the value of the asset or materially extend an asset's life are not. The District does not possess infrastructure.

All reported capital assets except land are depreciated. Improvements are depreciated over the remaining useful lives of the related capital assets. Depreciation is computed using the straight-line method over the following useful lives:

<u>Description</u>	Governmental Activities <u>Estimated Lives</u>
Land improvements	20 years
Buildings and improvements	45 years
Furniture and equipment	5 - 15 years
Vehicles	6 - 15 years

**NORTHMOR LOCAL SCHOOL DISTRICT
MORROW COUNTY**

**NOTES TO THE BASIC FINANCIAL STATEMENTS
FOR THE FISCAL YEAR ENDED JUNE 30, 2019
(Continued)**

2. SUMMARY OF SIGNIFICANT ACCOUNTING POLICIES (Continued)

I. Interfund Balances

On fund financial statements, receivables and payables resulting from short-term interfund loans are classified as "due to/due from other funds" These amounts are eliminated in the governmental activities column on the statement of net position.

J. Compensated Absences

Compensated absences of the District consist of vacation leave and sick leave liability to the extent that payments to the employee for these absences are attributable to services already rendered and are not contingent on a specific event that is outside the control of the District and the employee.

In accordance with the provisions of GASB Statement No. 16, "Accounting for Compensated Absences", a liability for vacation leave is accrued if a) the employees' rights to payment are attributable to services already rendered; and b) it is probable that the employer will compensate the employees for the benefits through paid time off or other means, such as cash payment at termination or retirement. An accrual for earned sick leave is made to the extent that it is probable that the benefits will result in termination (severance) payments. A liability for severance is accrued using the vesting method; i.e., the liability is based on the sick leave accumulated at June 30, 2019, by those employees who are currently eligible to receive termination (severance) payments, as well as those employees expected to become eligible in the future. For purposes of establishing a liability for sick leave on employees expected to become eligible to retire in the future, all employees age fifty or older with ten or more years of service or all employees with twenty or more years of service regardless of their age, were considered expected to become eligible to retire in accordance with GASB Statement No. 16.

The total liability for vacation and sick leave payments has been calculated using pay rates in effect at June 30, 2019 and reduced to the maximum payment allowed by labor contract and/or statute, plus any applicable additional salary related payments.

The entire compensated absence liability is reported on the government-wide financial statements.

For governmental fund financial statements, the current portion of unpaid compensated absences is the amount expected to be paid using expendable available resources. These amounts are recorded in the account "compensated absences payable" in the fund from which the employees who have accumulated unpaid leave are paid. The noncurrent portion of the liability is not reported.

K. Accrued Liabilities and Long-Term Obligations

All payables, accrued liabilities and long-term obligations are reported in the government-wide financial statements.

**NORTHMOR LOCAL SCHOOL DISTRICT
MORROW COUNTY**

**NOTES TO THE BASIC FINANCIAL STATEMENTS
FOR THE FISCAL YEAR ENDED JUNE 30, 2019
(Continued)**

2. SUMMARY OF SIGNIFICANT ACCOUNTING POLICIES (Continued)

In general, governmental fund payables and accrued liabilities that, once incurred, are paid in a timely manner and in full from current financial resources are reported as obligations of the funds. However, compensated absences that will be paid from governmental funds are reported as a liability in the fund financial statements only to the extent that they are due for payment during the current year. Bonds are recognized as a liability on the fund financial statements when due. Net pension/OPEB liability should be recognized in the governmental funds to the extent that benefit payments are due and payable and the pension/OPEB plan's fiduciary net position is not sufficient for payment of those benefits.

L. Fund Balance

Fund balance is divided into five classifications based primarily on the extent to which the District is bound to observe constraints imposed upon the use of the resources in the governmental funds. The classifications are as follows:

Nonspendable - The nonspendable fund balance classification includes amounts that cannot be spent because they are not in spendable form or legally required to be maintained intact. The "not in spendable form" criterion includes items that are not expected to be converted to cash. It also includes the long-term amount of loans receivable.

Restricted - Fund balance is reported as restricted when constraints are placed on the use of resources that are either externally imposed by creditors (such as through debt covenants), grantors, contributors, or laws or regulations of other governments, or imposed by law through constitutional provisions or enabling legislation.

Committed - The committed fund balance classification includes amounts that can be used only for the specific purposes imposed by a formal action (resolution) of the District Board of Education (the highest level of decision making authority). Those committed amounts cannot be used for any other purpose unless the District Board of Education removes or changes the specified use by taking the same type of action (resolution) it employed to previously commit those amounts. Committed fund balance also incorporates contractual obligations to the extent that existing resources in the fund have been specifically committed for use in satisfying those contractual requirements.

Assigned - Amounts in the assigned fund balance classification are intended to be used by the District for specific purposes but do not meet the criteria to be classified as restricted nor committed. In governmental funds other than the general fund, assigned fund balance represents the remaining amount that is not restricted or committed. In the general fund, assigned amounts represent intended uses established by policies of the District Board of Education, which includes giving the Treasurer the authority to constrain monies for intended purposes.

Unassigned - Unassigned fund balance is the residual classification for the general fund and includes all spendable amounts not contained in the other classifications. In other governmental funds, the unassigned classification is only used to report a deficit fund balance resulting from overspending for specific purposes for which amounts had been restricted, committed, or assigned.

**NORTHMOR LOCAL SCHOOL DISTRICT
MORROW COUNTY**

**NOTES TO THE BASIC FINANCIAL STATEMENTS
FOR THE FISCAL YEAR ENDED JUNE 30, 2019
(Continued)**

2. SUMMARY OF SIGNIFICANT ACCOUNTING POLICIES (Continued)

The District applies restricted resources first when expenditures are incurred for purposes for which restricted and unrestricted (committed, assigned, and unassigned) fund balance is available. Similarly, within unrestricted fund balance, committed amounts are reduced first followed by assigned, and then unassigned amounts when expenditures are incurred for purposes for which amounts in any of the unrestricted fund balance classifications could be used.

M. Net Position

Net position represents the difference between assets and deferred outflows and liabilities and deferred inflows. The net position component "net investment in capital assets," consists of capital assets, net of accumulated depreciation, reduced by the outstanding balances of any borrowing used for the acquisition, construction or improvement of those assets. Deferred outflows of resources and deferred inflows of resources that are attributable to the acquisition, construction or improvement of those assets or related debt also should be included in this component of net position. Net position is reported as restricted when there are limitations imposed on its use either through the enabling legislation adopted by the District or through external restrictions imposed by creditors, grantors or laws or regulations of other governments.

The District applies restricted resources first when an expense is incurred for purposes for which both restricted and unrestricted net position is available.

N. Prepayments

Certain payments to vendors reflect the costs applicable to future accounting periods and are recorded as prepaid items in both government-wide and fund financial statements. These items are reported as assets on the balance sheet using the consumption method. A current asset for the prepaid amounts is recorded at the time of the purchase and the expenditure/expense is reported in the year in which services are consumed.

O. Estimates

The preparation of the basic financial statements in conformity with GAAP requires management to make estimates and assumptions that affect the amounts reported in the basic financial statements and accompanying notes. Actual results may differ from those estimates.

P. Bond Premium and Discount/Accounting Gain or Loss

Bond premiums are deferred and amortized over the term of the bonds using the straight-line method, which approximates the effective interest method. Bond premiums are presented as an addition to the face amount of the bonds.

For advance refundings resulting in the defeasance of debt, the difference between the reacquisition price and the net carrying amount of the old debt is deferred and amortized as a component of interest expense. This accounting gain or loss is amortized using the straight-line method, which approximates the effective interest method, over the remaining life of the old debt or the life of the new debt, whichever is shorter, and is presented as a deferred outflow on the government-wide financial statements.

On the governmental fund financial statements bond premiums are recognized in the current period. A reconciliation between the bonds face value and the amount reported on the statement of net position is presented in Note 9.

**NORTHMOR LOCAL SCHOOL DISTRICT
MORROW COUNTY**

**NOTES TO THE BASIC FINANCIAL STATEMENTS
FOR THE FISCAL YEAR ENDED JUNE 30, 2019
(Continued)**

2. SUMMARY OF SIGNIFICANT ACCOUNTING POLICIES (Continued)

Q. Interfund Activity

Exchange transactions between funds are reported as revenues in the seller funds and as expenditures/expenses in the purchaser funds. Flows of cash or goods from one fund to another without a requirement for repayment are reported as interfund transfers. Interfund transfers are reported as other financing sources/uses in governmental funds. Repayments from funds responsible for particular expenditures/expenses to the funds that initially paid for them are not presented on the basic financial statements.

R. Pensions/Other Postemployment Benefits (OPEB)

For purposes of measuring the net pension/OPEB liability, net OPEB asset, deferred outflows of resources and deferred inflows of resources related pensions/OPEB, and pension/OPEB expense, information about the fiduciary net position of the pension/OPEB plans and additions to/deductions from their fiduciary net position have been determined on the same basis as they are reported by the pension/OPEB plan. For this purpose, benefit payments (including refunds of employee contributions) are recognized when due and payable in accordance with the benefit terms. The pension/OPEB plans report investments at fair value.

S. Extraordinary and Special Items

Extraordinary items are transactions or events that are both unusual in nature and infrequent in occurrence. Special items are transactions or events that are within the control of the Board of Education and that are either unusual in nature or infrequent in occurrence. The District had neither item during fiscal year 2019.

T. Fair Value

The District categorizes its fair value measurements within the fair value hierarchy established by generally accepted accounting principles. The hierarchy is based on the valuation inputs used to measure the fair value of the asset. Level 1 inputs are quoted prices in active markets for identical assets; Level 2 inputs are significant other observable inputs; Level 3 inputs are significant unobservable inputs.

3. ACCOUNTABILITY AND COMPLIANCE

A. Change in Accounting Principles

For fiscal year 2019, the District has implemented GASB Statement No. 83, "Certain Asset Retirement Obligations" and GASB Statement No. 88, "Certain Disclosures Related to Debt, Including Direct Borrowings and Direct Placements".

GASB Statement No. 83 addresses accounting and financial reporting for certain asset retirement obligations (AROs). An ARO is a legally enforceable liability associated with the retirement of a tangible capital asset. A government that has legal obligations to perform future asset retirement activities related to its tangible capital assets should recognize a liability. The implementation of GASB Statement No. 83 did not have an effect on the financial statements of the District.

**NORTHMOR LOCAL SCHOOL DISTRICT
MORROW COUNTY**

**NOTES TO THE BASIC FINANCIAL STATEMENTS
FOR THE FISCAL YEAR ENDED JUNE 30, 2019
(Continued)**

3. ACCOUNTABILITY AND COMPLIANCE (Continued)

GASB Statement No. 88 improves the information that is disclosed in notes to the basic financial statements related to debt, including direct borrowings and direct placements. It also clarifies which liabilities governments should include when disclosing information related to debt. The implementation of GASB Statement No. 88 did not have an effect on the financial statement of the District.

B. Deficit Fund Balances

Fund balances at June 30, 2019 included the following individual fund deficits:

<u>Nonmajor funds</u>	<u>Deficit</u>
IDEA Part B	\$ 36,227
Title I	67,517
IDEA Preschool Grant for the Handicapped	1

The general fund is liable for any deficit in these funds and provides transfers when cash is required, not when accruals occur. The deficit fund balances resulted from adjustments for accrued liabilities.

4. DEPOSITS AND INVESTMENTS

State statutes classify monies held by the District into three categories.

Active deposits are public deposits necessary to meet current demands on the treasury. Such monies must be maintained either as cash in the District treasury, in commercial accounts payable or withdrawable on demand, including negotiable order of withdrawal (NOW) accounts, or in money market deposit accounts.

Inactive deposits are public deposits that the Board of Education has identified as not required for use within the current five year period of designation of depositories. Inactive deposits must either be evidenced by certificates of deposit maturing not later than the end of the current period of designation of depositories, or by savings or deposit accounts including, but not limited to, passbook accounts.

Interim deposits are deposits of interim monies. Interim monies are those monies which are not needed for immediate use, but which will be needed before the end of the current period of designation of depositories.

Interim deposits must be evidenced by time certificates of deposit maturing not more than one year from the date of deposit or by savings or deposit accounts including passbook accounts.

Interim monies may be deposited or invested in the following securities:

1. United States Treasury Notes, Bills, Bonds, or any other obligation or security issued by the United States Treasury or any other obligation guaranteed as to principal and interest by the United States;

**NORTHMOR LOCAL SCHOOL DISTRICT
MORROW COUNTY**

**NOTES TO THE BASIC FINANCIAL STATEMENTS
FOR THE FISCAL YEAR ENDED JUNE 30, 2019
(Continued)**

4. DEPOSITS AND INVESTMENTS (Continued)

2. Bonds, notes, debentures, or any other obligations or securities issued by any federal government agency or instrumentality, including, but not limited to, the Federal National Mortgage Association, Federal Home Loan Bank, Federal Farm Credit Bank, Federal Home Loan Mortgage Corporation, Government National Mortgage Association, and Student Loan Marketing Association. All federal agency securities shall be direct issuances of federal government agencies or instrumentalities;
3. Written repurchase agreements in the securities listed above provided that the fair value of the securities subject to the repurchase agreement must exceed the principal value of the agreement by at least two percent and be marked to market daily and that the term of the agreement must not exceed thirty days;
4. Bonds and other obligations of the State of Ohio;
5. No-load money market mutual funds consisting exclusively of obligations described in items (1) and (2) above and repurchase agreements secured by such obligations, provided that investments in securities described in this division are made only through eligible institutions;
6. The State Treasurer's investment pool, the State Treasury Asset Reserve of Ohio (STAR Ohio);
7. Certain banker's acceptance and commercial paper notes for a period not to exceed one-hundred-eighty days and two-hundred-seventy days, respectively, from the purchase date in an amount not to exceed forty percent of the interim monies available for investment at any one time; and,
8. Under limited circumstances, corporate debt interests rated in either of the two highest classifications by at least two nationally recognized rating agencies.

Protection of the District's deposits is provided by the Federal Deposit Insurance Corporation (FDIC), by eligible securities pledged by the financial institution as security for repayment, by surety company bonds deposited with the Treasurer by the financial institution or by a single collateral pool established by the financial institution to secure the repayment of all public monies deposited with the institution.

Investments in stripped principal or interest obligations, reverse repurchase agreements and derivatives are prohibited. The issuance of taxable notes for the purpose of arbitrage, the use of leverage and short selling are also prohibited. An investment must mature within five years from the date of purchase unless matched to a specific obligation or debt of the District, and must be purchased with the expectation that it will be held to maturity. Investments may only be made through specified dealers and institutions. Payment for investments may be made only upon delivery of the securities representing the investments to the Treasurer or, if the securities are not represented by a certificate, upon receipt of confirmation of transfer from the custodian.

A. Deposits with Financial Institutions

At June 30, 2019, the carrying amount of all District deposits was \$4,874,189, including \$3,043 in non-negotiable certificates of deposit, and the bank balance of all District deposits was \$5,106,072. Of the bank balance, \$184,057 was exposed to custodial risk as discussed below because those deposits were uninsured and uncollateralized and \$4,922,015 was covered by the FDIC.

**NORTHMOR LOCAL SCHOOL DISTRICT
MORROW COUNTY**

**NOTES TO THE BASIC FINANCIAL STATEMENTS
FOR THE FISCAL YEAR ENDED JUNE 30, 2019
(Continued)**

4. DEPOSITS AND INVESTMENTS (Continued)

Custodial credit risk is the risk that, in the event of bank failure, the District will not be able to recover deposits or collateral securities that are in the possession of an outside party. The District has no deposit policy for custodial credit risk beyond the requirements of State statute. Ohio law requires that deposits either be insured or protected by (1) eligible securities pledged to the District and deposited with a qualified trustee by the financial institution as security for repayment whose fair value at all times shall be at least 105 percent of the deposits being secured, or (2) participation in the Ohio Pooled Collateral System (OPCS), a collateral pool of eligible securities deposited with a qualified trustee and pledged to the Treasurer of State to secure the repayment of all public monies deposited in the financial institution. OPCS requires the total fair value of the securities pledged to be 102 percent of the deposits being secured or a rate set by the Treasurer of State. For 2019, the District's financial institutions did not participate in the OPCS. Although all statutory requirements for the deposit of money had been followed, noncompliance with Federal requirements could potentially subject the District to a successful claim by the FDIC.

B. Investments

As of June 30, 2019, the District had the following investments and maturities:

Measurement/ <u>Investment type</u>	Measurement <u>Value</u>	6 months <u>or less</u>	<u>Investment Maturities</u>		
			17 to 12 <u>months</u>	13 to 18 <u>months</u>	19 to 24 <u>months</u>
<i>Fair Value:</i>					
Negotiable CDs	\$ 1,500,989	\$ 246,647	\$ -	\$ 246,421	\$1,007,921
Commercial paper	560,378	387,522	172,856	-	-
U.S. Government money market fund	19,545	19,545	-	-	-
<i>Amortized Cost:</i>					
STAR Ohio	42,000	42,000	-	-	-
Total	<u>\$ 2,122,912</u>	<u>\$ 695,714</u>	<u>\$ 172,856</u>	<u>\$ 246,421</u>	<u>\$ 1,007,921</u>

The weighted average of maturity of investments is 2.09 years.

The District's investments in U.S. Government money market mutual funds are valued using quoted market prices in active markets (Level 1 inputs). The District's investments in negotiable certificates of deposit, and commercial paper are valued using quoted market prices that are not considered to be active, dealer quotations or alternative pricing sources for similar assets or liabilities for which all significant inputs are observable, either directly or indirectly (Level 2 inputs).

Interest Rate Risk: As a means of limiting its exposure to fair value losses arising from rising interest rates and according to State law, the District's investment policy limits investment portfolio maturities to five years or less.

Credit Risk: The District's investments in commercial paper were rated P-1 by Moody's Investor Services. Standard & Poor's has assigned STAR Ohio and the U.S. Government money market an AAAM money market rating. Ohio Law requires that STAR Ohio maintain the highest rating provided by at least one nationally recognized standard rating service. The District's investment policy does not specifically address credit risk beyond the adherence to all relevant sections of the Ohio Revised Code.

**NORTHMOR LOCAL SCHOOL DISTRICT
MORROW COUNTY**

**NOTES TO THE BASIC FINANCIAL STATEMENTS
FOR THE FISCAL YEAR ENDED JUNE 30, 2019
(Continued)**

4. DEPOSITS AND INVESTMENTS (Continued)

Custodial Credit Risk: For an investment, custodial credit risk is the risk that, in the event of the failure of the counterparty, the District will not be able to recover the value of its investments or collateral securities that are in the possession of an outside party. The District has no investment policy dealing with investment custodial risk beyond the requirement in State statute that prohibits payment for investments prior to the delivery of the securities representing such investments to the Treasurer or qualified trustee.

Concentration of Credit Risk: The District places no limit on the amount that may be invested in any one issuer. The following table includes the percentage of each investment type held by the District at June 30, 2019:

<u>Measurement/ Investment type</u>	<u>Measurement Value</u>	<u>% of Total</u>
<i>Fair Value:</i>		
Negotiable CDs	\$ 1,500,989	70.70
Commercial paper	560,378	26.40
U.S. Government money market fund	19,545	0.92
<i>Amortized Cost:</i>		
STAR Ohio	<u>42,000</u>	<u>1.98</u>
Total	<u>\$ 2,122,912</u>	<u>100.00</u>

C. Reconciliation of Cash and Investments to the Statement of Net Position

The following is a reconciliation of cash and investments as reported in the note above to cash and investments as reported on the statement of net position as of June 30, 2019:

<u>Cash and investments per note</u>	
Carrying amount of deposits	\$ 4,874,189
Investments	<u>2,122,912</u>
Total	<u>\$ 6,997,101</u>
<u>Cash and investments per statement of net position</u>	
Governmental activities	\$ 6,969,644
Private-purpose trust funds	4,407
Agency funds	<u>23,050</u>
Total	<u>\$ 6,997,101</u>

5. INTERFUND TRANSACTIONS

A. Interfund balances at June 30, 2019 as reported on the fund statements, consist of the following amounts due to/from other funds:

<u>Receivable fund</u>	<u>Payable fund</u>	<u>Amount</u>
General Fund	Nonmajor governmental funds	<u>\$ 83,296</u>

The primary purpose of the due to/from other funds is to cover negative cash in various nonmajor governmental funds. These interfund balances will be repaid once the anticipated revenues are received.

**NORTHMOR LOCAL SCHOOL DISTRICT
MORROW COUNTY**

**NOTES TO THE BASIC FINANCIAL STATEMENTS
FOR THE FISCAL YEAR ENDED JUNE 30, 2019
(Continued)**

5. INTERFUND TRANSACTIONS (Continued)

Interfund balances between governmental funds are eliminated on the government-wide financial statements.

- B.** Interfund transfers for the fiscal year ended June 30, 2019, consisted of the following, as reported on the fund financial statements:

<u>Transfer from nonmajor governmental fund to:</u>	<u>Amount</u>
Nonmajor governmental fund	<u>\$ 90,813</u>

Transfers are used to (1) move revenues from the fund that statute or budget required to collect them to the fund that statute or budget requires to expend them, (2) and to use unrestricted revenues collected in the general fund to finance various programs accounted for in other funds in accordance with budgetary authorization and approval from the budget commission. Transfers between governmental funds are eliminated on the statement of activities.

All transfers made in fiscal year 2019 were in accordance with Ohio Revised Code Sections 5705.14.

6. PROPERTY TAXES

Property taxes are levied and assessed on a calendar year basis while the District fiscal year runs from July through June. First half tax collections are received by the District in the second half of the fiscal year. Second half tax distributions occur in the first half of the following fiscal year.

Property taxes include amounts levied against all real property and public utility property. Real property tax revenues received in calendar year 2019 represent the collection of calendar year 2018 taxes. Real property taxes received in calendar year 2019 were levied after April 1, 2018, on the assessed values as of January 1, 2018, the lien date. Assessed values for real property taxes are established by State statute at 35 percent of appraised fair value. Real property taxes are payable annually or semiannually. If paid annually, payment is due December 31; if paid semiannually, the first payment is due December 31, with the remainder payable by June 20. Under certain circumstances, State statute permits alternate payment dates to be established. Public utility property tax revenues received in calendar year 2019 represent the collection of calendar year 2018 taxes. Public utility real and personal property taxes received in calendar year 2019 became a lien on December 31, 2017, were levied after April 1, 2018, and are collected with real property taxes. Public utility real property is assessed at 35 percent of true value; public utility tangible personal property is currently assessed at varying percentages of true value.

The District receives property taxes from Marion, Richland, and Morrow Counties. The County Auditor periodically advances to the District its portion of the taxes collected. Second-half real property tax payments collected by the County by June 30, 2019, are available to finance fiscal year 2019 operations. The amount available as an advance at June 30, 2019 was \$801,476 in the general fund, \$200,196 in the bond retirement fund, \$18,517 in the permanent improvement fund (a nonmajor governmental fund) and \$15,230 in the classroom facilities fund (a nonmajor governmental fund). This amount is recorded as revenue. The amount available for advance at June 30, 2018 was \$916,747 in the general fund, \$231,640 in the bond retirement fund, \$21,243 in the permanent improvement fund (a nonmajor governmental fund) and \$17,438 in the classroom facilities fund (a nonmajor governmental fund). The amount of second-half real property taxes available for advance at fiscal year-end can vary based on the date the tax bills are sent.

**NORTHMOR LOCAL SCHOOL DISTRICT
MORROW COUNTY**

**NOTES TO THE BASIC FINANCIAL STATEMENTS
FOR THE FISCAL YEAR ENDED JUNE 30, 2019
(Continued)**

6. PROPERTY TAXES (Continued)

Accrued property taxes receivable includes real property, public utility property and delinquent tangible personal property taxes which are measurable as of June 30, 2019 and for which there is an enforceable legal claim. Although total property tax collections for the next fiscal year are measurable, only the amount of real property taxes available as an advance at June 30 was levied to finance current fiscal year operations and is reported as revenue at fiscal year-end. The portion of the receivable not levied to finance current fiscal year operations is offset by a credit to deferred inflows.

On the accrual basis of accounting, collectible delinquent property taxes have been recorded as a receivable and revenue, while on a modified accrual basis of accounting the revenue has been reported as a deferred inflow.

The assessed values upon which the fiscal year 2019 taxes were collected are:

	2018 Second Half Collections		2019 First Half Collections	
	<u>Amount</u>	<u>Percent</u>	<u>Amount</u>	<u>Percent</u>
	Agricultural/residential and other real estate	\$ 181,213,590	88.19	\$ 183,258,950
Public utility personal	<u>24,256,100</u>	<u>11.81</u>	<u>23,904,210</u>	<u>11.54</u>
Total	<u>\$ 205,469,690</u>	<u>100.00</u>	<u>\$ 207,163,160</u>	<u>100.00</u>
Tax rate per \$1,000 of assessed valuation	\$33.54		\$33.24	

7. RECEIVABLES

Receivables at June 30, 2019 consisted of property taxes, income taxes, accrued interest, and intergovernmental grants and entitlements. All receivables are considered collectible in full due to the ability to foreclose for the nonpayment of taxes, the stable condition of State programs and the current year guarantee of federal funds. A summary of the principal items of receivables reported on the statement of net position follows:

Governmental activities:	
Property taxes	\$ 5,597,588
Income taxes	604,654
Accrued interest	9,437
Intergovernmental	<u>176,417</u>
Total	<u>\$ 6,388,096</u>

Receivables have been disaggregated on the face of the basic financial statements. All receivables are expected to be collected within the subsequent year.

**NORTHMOR LOCAL SCHOOL DISTRICT
MORROW COUNTY**

**NOTES TO THE BASIC FINANCIAL STATEMENTS
FOR THE FISCAL YEAR ENDED JUNE 30, 2019
(Continued)**

8. CAPITAL ASSETS

Capital asset activity for the fiscal year ended June 30, 2019, was as follows.

	<u>Balance</u> <u>06/30/18</u>	<u>Additions</u>	<u>Disposals</u>	<u>Balance</u> <u>06/30/19</u>
Governmental activities:				
<i>Capital assets, not being depreciated:</i>				
Land	\$ 198,754	\$ -	\$ -	\$ 198,754
Total capital assets, not being depreciated	<u>198,754</u>	<u>-</u>	<u>-</u>	<u>198,754</u>
<i>Capital assets, being depreciated:</i>				
Land improvements	2,246,010	-	-	2,246,010
Buildings and improvements	35,941,297	-	-	35,941,297
Furniture and equipment	1,166,529	-	(44,345)	1,122,184
Vehicles	<u>1,305,625</u>	<u>88,417</u>	<u>-</u>	<u>1,394,042</u>
Total capital assets, being depreciated	<u>40,659,461</u>	<u>88,417</u>	<u>(44,345)</u>	<u>40,703,533</u>
<i>Less: accumulated depreciation</i>				
Land improvements	(1,362,998)	(107,123)	-	(1,470,121)
Buildings and improvements	(8,862,796)	(864,000)	-	(9,726,796)
Furniture and equipment	(789,684)	(53,822)	43,412	(800,094)
Vehicles	<u>(905,557)</u>	<u>(80,146)</u>	<u>-</u>	<u>(985,703)</u>
Total accumulated depreciation	<u>(11,921,035)</u>	<u>(1,105,091)</u>	<u>43,412</u>	<u>(12,982,714)</u>
Governmental activities capital assets, net	<u>\$ 28,937,180</u>	<u>\$ (1,016,674)</u>	<u>\$ (933)</u>	<u>\$ 27,919,573</u>

Depreciation expense was charged to governmental functions as follows:

<u>Instruction:</u>	
Regular	\$ 879,255
Vocational	672
<u>Support services:</u>	
Instructional staff	5,838
Administration	1,119
Operations and maintenance	91,329
Pupil transportation	67,921
Extracurricular activities	53,647
Food service operations	<u>5,310</u>
Total depreciation expense	<u>\$ 1,105,091</u>

**NORTHMOR LOCAL SCHOOL DISTRICT
MORROW COUNTY**

**NOTES TO THE BASIC FINANCIAL STATEMENTS
FOR THE FISCAL YEAR ENDED JUNE 30, 2019
(Continued)**

9. LONG-TERM OBLIGATIONS

A. During fiscal year 2019, the following changes occurred in governmental activities long-term obligations.

	Balance			Balance	Amounts
	<u>July 1, 2018</u>	<u>Additions</u>	<u>Deductions</u>	<u>June 30, 2019</u>	<u>Due Within</u>
					<u>One Year</u>
Governmental activities:					
<u>General obligation bonds:</u>					
Construction bonds - series 2008:					
Current interest	\$ 485,000	\$ -	\$ (485,000)	\$ -	\$ -
Capital appreciation	325,000	-	-	325,000	120,000
Accreted interest	794,672	152,033	-	946,705	358,143
Refunding bonds - series 2016:					
Current interest	8,375,000	-	-	8,375,000	-
Refunding bonds - series 2017:					
Current interest	<u>2,150,000</u>	<u>-</u>	<u>-</u>	<u>2,150,000</u>	<u>-</u>
Total general obligation bonds	<u>12,129,672</u>	<u>152,033</u>	<u>(485,000)</u>	<u>11,796,705</u>	<u>478,143</u>
<u>Other long-term obligations:</u>					
Net pension liability	11,481,609	136,318	(495,757)	11,122,170	-
Net OPEB liability	2,597,036	143,615	(1,486,634)	1,254,017	-
Compensated absences	<u>552,665</u>	<u>84,635</u>	<u>(64,209)</u>	<u>573,091</u>	<u>43,631</u>
Total governmental activities					
long-term obligations	<u>\$ 26,760,982</u>	<u>\$ 516,601</u>	<u>\$ (2,531,600)</u>	24,745,983	<u>\$ 521,774</u>
				<u>1,204,300</u>	
				<u>\$ 25,950,283</u>	

Net Pension Liability - The District's net pension liability is described in Note 13. The District pays obligations related to employee compensation from the fund benefitting from their service.

Net OPEB Liability - The District's net OPEB liability is described in Note 14. The District pays obligations related to employee compensation from the fund benefitting from their service.

Construction Bonds - Series 2008 - On August 14, 2008, the District issued Series 2008 construction bonds to finance building construction and improvements in accordance with the terms of a facilities grant from the Ohio Schools Facilities Commission (OSFC). The total project (hereafter "Construction Project") encompasses the construction of one new facility to house K-12 and to demolish Iberia and Johnsville elementary schools as well as Northmor Jr/Sr High School. The Series 2008 construction bonds consist of current interest serial bonds in the amount of \$4,395,000, current interest term bonds in the amount of \$9,780,000 and capital appreciation bonds in the amount of \$325,000. The current interest serial bonds bear interest rates ranging from 3.25% to 5% and mature on November 1, 2023. The current interest term bonds bear interest rates ranging from 4.75% to 5% and mature on November 1, 2036. The capital appreciation bonds have effective interest rates ranging from 4.76% to 5.00% and mature on November 1, 2020, 2021 and 2022. The accreted value at maturity for the capital appreciation bonds is \$1,530,000. Total accreted interest of \$946,705 has been included in the statement of net position at June 30, 2019.

**NORTHMOR LOCAL SCHOOL DISTRICT
MORROW COUNTY**

**NOTES TO THE BASIC FINANCIAL STATEMENTS
FOR THE FISCAL YEAR ENDED JUNE 30, 2019
(Continued)**

9. LONG-TERM OBLIGATIONS (Continued)

Interest payments on the current interest bonds are due on May 1 and November 1 each year. The final maturity stated in the issue is during fiscal year 2037.

On November 8, 2016, the District issued \$8,375,000 (series 2016 refunding bonds) to advance refund a callable portion of the bonds. This refunded debt is considered defeased (in-substance) and accordingly, has been removed from the statement of net position.

On January 4, 2017, the District issued \$2,170,000 (series 2017 refunding bonds) to advance refund a callable portion of the bonds. This refunded debt is considered defeased (in-substance) and accordingly, has been removed from the statement of net position.

Refunding Bonds - Series 2016 - On November 8, 2016, the District issued general obligation bonds (series 2016 refunding bonds) to advance refund a portion of the series 2008 current interest general obligation bonds. The issuance proceeds of \$9,349,459 were used to purchase securities which were placed in an irrevocable trust to provide resources for all future debt service payments on the refunded debt. This refunded debt is considered defeased (in-substance) and accordingly, has been removed from the statement of net position. The principal balance outstanding of the defeased bonds was \$8,635,000 at June 30, 2019.

At June 30, 2019, the refunding issue is comprised of current interest bonds, par value \$8,375,000. The interest rate on the current interest bonds ranges from 2.25-4.00%.

The reacquisition price exceeded the net carrying amount of the old debt by \$564,514. This amount is being netted against the new debt and amortized over the remaining life of the refunded debt. This advance refunding was undertaken to reduce total debt service payments by \$2,122,767 and resulted in an economic gain of \$1,755,435.

Interest payments on the current interest bonds are due May 1 and November 1 each year. The final maturity stated on the issue is November 1, 2036.

Refunding Bonds - Series 2017 - On January 4, 2017, the District issued general obligation bonds (series 2017 refunding bonds) to advance refund a portion of the series 2008 current interest general obligation bonds. The issuance proceeds of \$2,348,550 were used to purchase securities which were placed in an irrevocable trust to provide resources for all future debt service payments on the refunded debt. This refunded debt is considered defeased (in-substance) and accordingly, has been removed from the statement of net position. The principal balance outstanding of the defeased bonds was \$2,190,000 at June 30, 2019.

At June 30, 2019, the refunding issue is comprised of current interest bonds, par value \$2,150,000. The interest rate on the current interest bonds ranges from 2.00-5.00%.

The reacquisition price exceeded the net carrying amount of the old debt by \$100,681. This amount is being netted against the new debt and amortized over the remaining life of the refunded debt. This advance refunding was undertaken to reduce total debt service payments by \$131,024 and resulted in an economic gain of \$120,704.

Interest payments on the current interest bonds are due May 1 and November 1 each year. The final maturity stated on the issue is November 1, 2025.

**NORTHMOR LOCAL SCHOOL DISTRICT
MORROW COUNTY**

**NOTES TO THE BASIC FINANCIAL STATEMENTS
FOR THE FISCAL YEAR ENDED JUNE 30, 2019
(Continued)**

9. LONG-TERM OBLIGATIONS (Continued)

All of the District's bonds are general obligations of the District for which the full faith and credit of the District is pledged for repayment. Accordingly, such unmatured obligations of the District are accounted for in the statement of net position. Payments of principal and interest relating to this bond are recorded as an expenditure in the bond retirement fund.

The following is a summary of the future debt service requirements to maturity for the general obligation bonds:

Fiscal Year Ending June 30,	Current Interest Bonds			Capital Appreciation Bonds		
	Principal	Interest	Total	Principal	Interest	Total
2020	\$ -	\$ 388,537	\$ 388,537	\$ 120,000	\$ 390,000	\$ 510,000
2021	-	388,538	388,538	110,000	400,000	510,000
2022	-	388,537	388,537	95,000	415,000	510,000
2023	510,000	381,525	891,525	-	-	-
2024	525,000	366,637	891,637	-	-	-
2025 - 2029	3,105,000	1,488,707	4,593,707	-	-	-
2030 - 2034	3,760,000	908,700	4,668,700	-	-	-
2035 - 2037	2,625,000	160,300	2,785,300	-	-	-
Total	<u>\$ 10,525,000</u>	<u>\$ 4,471,481</u>	<u>\$ 14,996,481</u>	<u>\$ 325,000</u>	<u>\$ 1,205,000</u>	<u>\$ 1,530,000</u>

B. Legal Debt Margin

The Ohio Revised Code provides that voted net general obligation debt of the District shall never exceed 9% of the total assessed valuation of the District. The code further provides that unvoted indebtedness shall not exceed 1/10 of 1% of the property valuation of the District. The code additionally states that unvoted indebtedness related to energy conservation debt shall not exceed 9/10 of 1% of the property valuation of the District. The assessed valuation used in determining the District's legal debt margin has been modified by House Bill 530 which became effective March 30, 2006. In accordance with House Bill 530, the assessed valuation used in the District's legal debt margin calculation excluded tangible personal property used in business, telephone or telegraph property, interexchange telecommunications company property and personal property owned or leased by a railroad company and used in railroad operations. The effects of these debt limitations at June 30, 2019, are a voted debt margin of \$9,263,015 (including available funds of \$1,468,331) and an unvoted debt margin of \$207,163.

10. SCHOOL DISTRICT INCOME TAX

The voters of the District passed a 1% school district income tax effective June 2, 1992. This tax is effective indefinitely. School district income tax revenue received by the general fund during fiscal year 2019 was \$1,671,178.

11. COMPENSATED ABSENCES

The criteria for determining vested vacation and sick leave components are derived from negotiated agreements and State laws. Classified employees earn five to twenty-five days of vacation per year, depending upon length of service. Accumulated unused vacation time is paid to classified employees upon termination of employment. Administrators who are contracted to work 260 days in a year are given five to twenty-five days of vacation per year by contract. Administrators who earn vacation are paid for accumulated unused vacation time upon termination of employment.

**NORTHMOR LOCAL SCHOOL DISTRICT
MORROW COUNTY**

**NOTES TO THE BASIC FINANCIAL STATEMENTS
FOR THE FISCAL YEAR ENDED JUNE 30, 2019
(Continued)**

11. COMPENSATED ABSENCES (Continued)

Administrators, teachers, and classified employees earn sick leave at the rate of one and one-fourth days per month. Sick leave may be accumulated up to 250 days. Upon retirement, payment is made for 30% of the total sick leave accumulation up to a maximum of seventy-five days.

Compensated absences will be paid from the fund from which the employee is paid, which primarily are the general fund and food service fund (a nonmajor governmental fund).

12. RISK MANAGEMENT

A. Comprehensive

The District is exposed to various risks of loss related to torts, theft of, damage to, and destruction of assets, errors and omissions, injuries to employees and natural disasters. During fiscal year 2019, the District retained property insurance coverage, underwritten by Argonaut Insurance Company, in the blanket amount of \$42,832,800 with 100% coinsurance, replacement cost and agreed amount endorsement and a \$2,500 deductible. Boiler and machinery coverage is provided within the property coverage and limits. The District also has inland marine floaters in the amount of \$100,000 with a \$500 deductible for coverage of audio visual equipment, musical instruments, band uniforms, mobile maintenance equipment and miscellaneous property.

Vehicles are covered by Argonaut Insurance and hold a \$500 deductible for claims related to collision and a comprehensive deductible of \$250. Automobile liability has a \$1,000,000 combined single limit of liability.

Argonaut Insurance provides Excess Umbrella Liability coverage in the amount of \$2,000,000 written over the underlying limit of \$1,000,000 applicable to each of the following: Commercial, General Liability, Auto Liability, Employee Benefits Liability, School Leaders Errors and Omissions Liability, Sexual Misconduct/Molestation Liability, and Employers Stop Gap Liability. Each of the sub limit liability coverages have applicable aggregate limits ranging from \$1,000,000 to \$3,000,000.

Settled claims have not exceeded this commercial coverage in any of the past three years. There has not been a significant reduction in insurance from the prior year.

B. Employee Group Life, Medical, Dental, and Vision Insurance

The District provides life insurance and accidental death and dismemberment insurance to all regular contracted employees in the amount of \$35,000 for certified and classified employees.

The District has elected to provide a comprehensive medical benefits package to the employees through Medical Mutual of Ohio. This package provides a comprehensive medical plan with a \$500 single and \$1,000 family deductible in network. Included in the plan is a prescription drug card with a \$20/40/60 per prescription deductible for PCS 30 day supply drugs and a \$40/80/1200 per prescription deductible for mail-order 3 month supply of drugs. The total monthly premium for the medical and prescription drug plan is \$711.57 for single coverage and \$1,669.86 for family coverage which is paid out of the same fund that pays the salary for the employee. The employee pays 15% of the medical premium, while the District pays the remaining 85% of the medical premium and 100% of the Dental/Vision prescription drug premiums.

The District's amounts are capped by negotiated union contracts and cannot be increased except through negotiations.

**NORTHMOR LOCAL SCHOOL DISTRICT
MORROW COUNTY**

**NOTES TO THE BASIC FINANCIAL STATEMENTS
FOR THE FISCAL YEAR ENDED JUNE 30, 2019
(Continued)**

12. RISK MANAGEMENT (Continued)

The District provides dental coverage for its employees with a \$25 deductible per person, or \$50 deductible for a family. The total monthly premium for this dental coverage is \$39.40 for single and \$101.30 for family coverage.

The District also provides vision coverage for its employees with no deductible coverage. The total monthly premium is \$22.55 for single or family coverage.

The above employee portions of premiums for medical, dental and vision insurance are for full-time employees.

C. Workers' Compensation Plan

The District participates in the Ohio School Boards Association Workers' Compensation Group Rating Plan (GRP), an insurance purchasing pool. The GRP's business and affairs are conducted by a three member board of directors consisting of the President, the President-Elect and the Immediate Past President of the Ohio School Boards Association. The Executive Director of the OSBA, or his designee, serves as coordinator of the program. Each year, the participating school districts pay an enrollment fee to the GRP to cover the costs of administering the program.

The intent of the GRP is to achieve the benefit of a reduced premium for the District by virtue of its grouping and representation with other participants in the GRP. The workers' compensation experience of the participating school districts is calculated as one experience and a common premium rate is applied to all school districts in the GRP. Each participant pays its workers' compensation premium to the state based on the rate for the GRP rather than its individual rate.

Participation in the GRP is limited to school districts that can meet the GRP's selection criteria. The firm Comp Management provides administrative, cost control and actuarial services to the GRP. Each year, the District pays an enrollment fee to the GRP to cover the costs of administering the program.

D. Employee Dishonesty Bonds

The District also carries a blanket employee dishonesty bond in the amount of \$10,000 per loss (\$50,000 for the treasurer) and a \$250 deductible with a faithful performance endorsement.

13. DEFINED BENEFIT PENSION PLANS

Net Pension Liability

The net pension liability reported on the statement of net position represents a liability to employees for pensions. Pensions are a component of exchange transactions—between an employer and its employees—of salaries and benefits for employee services. Pensions are provided to an employee—on a deferred-payment basis—as part of the total compensation package offered by an employer for employee services each financial period. The obligation to sacrifice resources for pensions is a present obligation because it was created as a result of employment exchanges that already have occurred.

**NORTHMOR LOCAL SCHOOL DISTRICT
MORROW COUNTY**

**NOTES TO THE BASIC FINANCIAL STATEMENTS
FOR THE FISCAL YEAR ENDED JUNE 30, 2019
(Continued)**

13. DEFINED BENEFIT PENSION PLANS (Continued)

The net pension liability represents the District's proportionate share of each pension plan's collective actuarial present value of projected benefit payments attributable to past periods of service, net of each pension plan's fiduciary net position. The net pension liability calculation is dependent on critical long-term variables, including estimated average life expectancies, earnings on investments, cost of living adjustments and others. While these estimates use the best information available, unknowable future events require adjusting this estimate annually.

The Ohio Revised Code limits the District's obligation for this liability to annually required payments. The District cannot control benefit terms or the manner in which pensions are financed; however, the District does receive the benefit of employees' services in exchange for compensation including pension.

GASB 68 assumes the liability is solely the obligation of the employer, because (1) they benefit from employee services; and (2) State statute requires all funding to come from these employers. All contributions to date have come solely from these employers (which also includes costs paid in the form of withholdings from employees). State statute requires the pension plans to amortize unfunded liabilities within 30 years. If the amortization period exceeds 30 years, each pension plan's board must propose corrective action to the State legislature. Any resulting legislative change to benefits or funding could significantly affect the net pension liability. Resulting adjustments to the net pension liability would be effective when the changes are legally enforceable.

The proportionate share of each plan's unfunded benefits is presented as a long-term *net pension liability* on the accrual basis of accounting. Any liability for the contractually-required pension contribution outstanding at the end of the year is included in *pension and postemployment benefits payable* on both the accrual and modified accrual bases of accounting.

Plan Description - School Employees Retirement System (SERS)

Plan Description - The District non-teaching employees participate in SERS, a cost-sharing multiple-employer defined benefit pension plan administered by SERS. SERS provides retirement, disability and survivor benefits, annual cost-of-living adjustments, and death benefits to plan members and beneficiaries. Authority to establish and amend benefits is provided by Ohio Revised Code Chapter 3309. SERS issues a publicly available, stand-alone financial report that includes financial statements, required supplementary information and detailed information about SERS' fiduciary net position. That report can be obtained by visiting the SERS website at www.ohsers.org under Employers/Audit Resources.

Age and service requirements for retirement are as follows:

	Eligible to Retire on or before August 1, 2017 *	Eligible to Retire after August 1, 2017
Full benefits	Age 65 with 5 years of services credit; or Any age with 30 years of service credit	Age 67 with 10 years of service credit; or Age 57 with 30 years of service credit
Actuarially reduced benefits	Age 60 with 5 years of service credit; or Age 55 with 25 years of service credit	Age 62 with 10 years of service credit; or Age 60 with 25 years of service credit

* Members with 25 years of service credit as of August 1, 2017, will be included in this plan.

**NORTHMOR LOCAL SCHOOL DISTRICT
MORROW COUNTY**

**NOTES TO THE BASIC FINANCIAL STATEMENTS
FOR THE FISCAL YEAR ENDED JUNE 30, 2019
(Continued)**

13. DEFINED BENEFIT PENSION PLANS (Continued)

Annual retirement benefits are calculated based on final average salary multiplied by a percentage that varies based on years of service; 2.2% for the first thirty years of service and 2.5% for years of service credit over 30. Final average salary is the average of the highest three years of salary.

Effective January 1, 2018, SERS cost-of-living adjustment (COLA) changed from a fixed 3% annual increase to one based on the Consumer Price Index (CPI-W) with a cap of 2.5% and a floor of 0%. SERS also has the authority to award or suspend the COLA, or to adjust the COLA above or below CPI-W. SERS suspended the COLA increases for 2018, 2019 and 2020 for current retirees, and confirmed their intent to implement a four-year waiting period for the state of a COLA for future retirees.

Funding Policy - Plan members are required to contribute 10% of their annual covered salary and the District is required to contribute 14% of annual covered payroll. The contribution requirements of plan members and employers are established and may be amended by the SERS' Retirement Board up to statutory maximum amounts of 10% for plan members and 14% for employers. The Retirement Board, acting with the advice of the actuary, allocates the employer contribution rate among four of the System's funds (Pension Trust Fund, Death Benefit Fund, Medicare B Fund, and Health Care Fund). For the fiscal year ended June 30, 2019, the allocation to pension, death benefits, and Medicare B was 13.5%. The remaining 0.5% of the employer contribution rate was allocated to the Health Care Fund.

The District's contractually required contribution to SERS was \$261,513 for fiscal year 2019. Of this amount, \$74,950 is reported as pension and postemployment benefits payable.

Plan Description - State Teachers Retirement System (STRS)

Plan Description - Licensed teachers participate in STRS Ohio, a cost-sharing multiple-employer public employee retirement system administered by STRS. STRS provides retirement and disability benefits to members and death and survivor benefits to beneficiaries. STRS issues a stand-alone financial report that includes financial statements, required supplementary information and detailed information about STRS' fiduciary net position. That report can be obtained by writing to STRS, 275 E. Broad St., Columbus, OH 43215-3771, by calling (888) 227-7877, or by visiting the STRS website at www.strsoh.org.

New members have a choice of three retirement plans; a Defined Benefit (DB) Plan, a Defined Contribution (DC) Plan and a Combined Plan. Benefits are established by Ohio Revised Code Chapter 3307. The DB Plan offers an annual retirement allowance based on final average salary multiplied by a percentage that varies based on years of service. Effective August 1, 2015, the calculation will be 2.2% of final average salary for the five highest years of earnings multiplied by all years of service. Effective July 1, 2017, the cost-of-living adjustment was reduced to zero. Members are eligible to retire at age 60 with five years of qualifying service credit, or age 55 with 26 years of service, or 31 years of service regardless of age. Eligibility changes will be phased in until August 1, 2026, when retirement eligibility for unreduced benefits will be five years of service credit and age 65, or 35 years of service credit and at least age 60.

The DC Plan allows members to place all their member contributions and 9.53% of the 14% employer contributions into an investment account. Investment allocation decisions are determined by the member. The remaining 4.47% of the 14% employer rate is allocated to the defined benefit unfunded liability. A member is eligible to receive a retirement benefit at age 50 and termination of employment. The member may elect to receive a lifetime monthly annuity or a lump sum withdrawal.

**NORTHMOR LOCAL SCHOOL DISTRICT
MORROW COUNTY**

**NOTES TO THE BASIC FINANCIAL STATEMENTS
FOR THE FISCAL YEAR ENDED JUNE 30, 2019
(Continued)**

13. DEFINED BENEFIT PENSION PLANS (Continued)

The Combined Plan offers features of both the DB Plan and the DC Plan. In the Combined Plan, 12% of the 14% member rate goes to the DC Plan and the remaining 2% is applied to the DB Plan. Member contributions to the DC Plan are allocated among investment choices by the member, and contributions to the DB Plan from the employer and the member are used to fund the defined benefit payment at a reduced level from the regular DB Plan. The defined benefit portion of the Combined Plan payment is payable to a member on or after age 60 with five years of service. The defined contribution portion of the account may be taken as a lump sum payment or converted to a lifetime monthly annuity after termination of employment at age 50 or later.

New members who choose the DC Plan or Combined Plan will have another opportunity to reselect a permanent plan during their fifth year of membership. Members may remain in the same plan or transfer to another STRS plan. The optional annuitization of a member's defined contribution account or the defined contribution portion of a member's Combined Plan account to a lifetime benefit results in STRS bearing the risk of investment gain or loss on the account. STRS has therefore included all three plan options as one defined benefit plan for GASB 68 reporting purposes.

A DB or Combined Plan member with five or more years of credited service who is determined to be disabled may qualify for a disability benefit. Eligible survivors of members who die before service retirement may qualify for monthly benefits. New members on or after July 1, 2013, must have at least ten years of qualifying service credit to apply for disability benefits. Members in the DC Plan who become disabled are entitled only to their account balance. If a member of the DC Plan dies before retirement benefits begin, the member's designated beneficiary is entitled to receive the member's account balance.

Funding Policy - Employer and member contribution rates are established by the State Teachers Retirement Board and limited by Chapter 3307 of the Ohio Revised Code. For fiscal year 2019, plan members were required to contribute 14% of their annual covered salary. The District was required to contribute 14%; the entire 14% was the portion used to fund pension obligations. The fiscal year 2019 contribution rates were equal to the statutory maximum rates.

The District's contractually required contribution to STRS was \$682,747 for fiscal year 2019. Of this amount, \$110,684 is reported as pension and postemployment benefits payable.

Pension Liabilities, Pension Expense, and Deferred Outflows of Resources and Deferred Inflows of Resources Related to Pensions

The net pension liability was measured as of June 30, 2018, and the total pension liability used to calculate the net pension liability was determined by an actuarial valuation as of that date. The District's proportion of the net pension liability was based on the District's share of contributions to the pension plan relative to the projected contributions of all participating entities.

Following is information related to the proportionate share and pension expense:

**NORTHMOR LOCAL SCHOOL DISTRICT
MORROW COUNTY**

**NOTES TO THE BASIC FINANCIAL STATEMENTS
FOR THE FISCAL YEAR ENDED JUNE 30, 2019
(Continued)**

13. DEFINED BENEFIT PENSION PLANS (Continued)

	<u>SERS</u>	<u>STRS</u>	<u>Total</u>
Proportion of the net pension liability prior measurement date	0.04067410%	0.03810288%	
Proportion of the net pension liability current measurement date	<u>0.04481270%</u>	<u>0.03891104%</u>	
Change in proportionate share	<u>0.00413860%</u>	<u>0.00080816%</u>	
Proportionate share of the net pension liability	\$ 2,566,506	\$ 8,555,664	\$ 11,122,170
Pension expense	\$ 167,631	\$ 480,328	\$ 647,959

At June 30, 2019, the District reported deferred outflows of resources and deferred inflows of resources related to pensions from the following sources:

	<u>SERS</u>	<u>STRS</u>	<u>Total</u>
Deferred outflows of resources			
Differences between expected and actual experience	\$ 140,757	\$ 197,490	\$ 338,247
Changes of assumptions	57,958	1,516,226	1,574,184
Difference between employer contributions and proportionate share of contributions/ change in proportionate share	101,521	117,308	218,829
Contributions subsequent to the measurement date	<u>261,513</u>	<u>682,747</u>	<u>944,260</u>
Total deferred outflows of resources	<u>\$ 561,749</u>	<u>\$ 2,513,771</u>	<u>\$ 3,075,520</u>
Deferred inflows of resources			
Differences between expected and actual experience	\$ -	\$ 55,873	\$ 55,873
Net difference between projected and actual earnings on pension plan investments	71,114	518,807	589,921
Difference between employer contributions and proportionate share of contributions/ change in proportionate share	<u>113,210</u>	<u>787,338</u>	<u>900,548</u>
Total deferred inflows of resources	<u>\$ 184,324</u>	<u>\$ 1,362,018</u>	<u>\$ 1,546,342</u>

\$944,260 reported as deferred outflows of resources related to pension resulting from District contributions subsequent to the measurement date will be recognized as a reduction of the net pension liability in the year ending June 30, 2020.

Other amounts reported as deferred outflows of resources and deferred inflows of resources related to pension will be recognized in pension expense as follows:

**NORTHMOR LOCAL SCHOOL DISTRICT
MORROW COUNTY**

**NOTES TO THE BASIC FINANCIAL STATEMENTS
FOR THE FISCAL YEAR ENDED JUNE 30, 2019
(Continued)**

13. DEFINED BENEFIT PENSION PLANS (Continued)

Fiscal Year Ending June 30:	SERS	STRS	Total
2020	\$ 177,703	\$ 392,242	\$ 569,945
2021	44,244	202,638	246,882
2022	(84,226)	(44,209)	(128,435)
2023	(21,809)	(81,665)	(103,474)
Total	<u>\$ 115,912</u>	<u>\$ 469,006</u>	<u>\$ 584,918</u>

Actuarial Assumptions - SERS

SERS' total pension liability was determined by their actuaries in accordance with GASB Statement No. 67, as part of their annual actuarial valuation for each defined benefit retirement plan. Actuarial valuations of an ongoing plan involve estimates of the value of reported amounts (e.g., salaries, credited service) and assumptions about the probability of occurrence of events far into the future (e.g., mortality, disabilities, retirements, employment termination). Actuarially determined amounts are subject to continual review and potential modifications, as actual results are compared with past expectations and new estimates are made about the future.

Projections of benefits for financial reporting purposes are based on the substantive plan (the plan as understood by the employers and plan members) and include the types of benefits provided at the time of each valuation and the historical pattern of sharing benefit costs between the employers and plan members to that point. The projection of benefits for financial reporting purposes does not explicitly incorporate the potential effects of legal or contractual funding limitations.

Actuarial calculations reflect a long-term perspective. For a newly hired employee, actuarial calculations will take into account the employee's entire career with the employer and also take into consideration the benefits, if any, paid to the employee after termination of employment until the death of the employee and any applicable contingent annuitant. In many cases actuarial calculations reflect several decades of service with the employer and the payment of benefits after termination.

Key methods and assumptions used in calculating the total pension liability in the latest actuarial valuation, prepared as of June 30, 2018, are presented below:

Wage inflation	3.00%
Future salary increases, including inflation	3.50% to 18.20%
COLA or ad hoc COLA	2.50%, on and after April 1, 2018, COLA's for future retirees will be delayed for three years following commencement
Investment rate of return	7.50% net of investments expense, including inflation
Actuarial cost method	Entry age normal (level percent of payroll)

For 2018, the mortality rates were based on the RP-2014 Blue Collar Mortality Table with fully generational projection and a five-year age set-back for both males and females. Mortality among service retired members, and beneficiaries were based upon the RP-2014 Blue Collar Mortality Table with fully generational projection with Scale BB, 120% of male rates, and 110% of female rates. Mortality among disabled members was based upon the RP-2000 Disabled Mortality Table, 90% for male rates and 100% for female rates, set back five years is used for the period after disability retirement.

**NORTHMOR LOCAL SCHOOL DISTRICT
MORROW COUNTY**

**NOTES TO THE BASIC FINANCIAL STATEMENTS
FOR THE FISCAL YEAR ENDED JUNE 30, 2019
(Continued)**

13. DEFINED BENEFIT PENSION PLANS (Continued)

The most recent experience study was completed for the five year period ended June 30, 2015.

The long-term return expectation for the Pension Plan Investments has been determined using a building-block approach and assumes a time horizon, as defined in SERS' *Statement of Investment Policy*. A forecasted rate of inflation serves as the baseline for the return expectation. Various real return premiums over the baseline inflation rate have been established for each asset class. The long-term expected nominal rate of return has been determined by calculating a weighted average of the expected real return premiums for each asset class, adding the projected inflation rate, and adding the expected return from rebalancing uncorrelated asset classes.

The target allocation and best estimates of arithmetic real rates of return for each major assets class are summarized in the following table:

Asset Class	Target Allocation	Long Term Expected Real Rate of Return
Cash	1.00 %	0.50 %
US Equity	22.50	4.75
International Equity	22.50	7.00
Fixed Income	19.00	1.50
Private Equity	10.00	8.00
Real Assets	15.00	5.00
Multi-Asset Strategies	10.00	3.00
Total	<u>100.00 %</u>	

Discount Rate - The total pension liability was calculated using the discount rate of 7.50%. The projection of cash flows used to determine the discount rate assumed the contributions from employers and from the members would be computed based on contribution requirements as stipulated by State statute. Projected inflows from investment earning were calculated using the long-term assumed investment rate of return (7.50%). Based on those assumptions, the plan's fiduciary net position was projected to be available to make all future benefit payments of current plan members. Therefore, the long-term expected rate of return on pension plan investments was applied to all periods of projected benefits to determine the total pension liability.

Sensitivity of the District's Proportionate Share of the Net Pension Liability to Changes in the Discount Rate - Net pension liability is sensitive to changes in the discount rate, and to illustrate the potential impact the following table presents the net pension liability calculated using the discount rate of 7.50%, as well as what each plan's net pension liability would be if it were calculated using a discount rate that is one percentage point lower (6.50%), or one percentage point higher (8.50%) than the current rate.

	1% Decrease (6.50%)	Current Discount Rate (7.50%)	1% Increase (8.50%)
District's proportionate share of the net pension liability	\$ 3,615,118	\$ 2,566,506	\$ 1,687,316

**NORTHMOR LOCAL SCHOOL DISTRICT
MORROW COUNTY**

**NOTES TO THE BASIC FINANCIAL STATEMENTS
FOR THE FISCAL YEAR ENDED JUNE 30, 2019
(Continued)**

13. DEFINED BENEFIT PENSION PLANS (Continued)

Actuarial Assumptions - STRS

Key methods and assumptions used in the latest actuarial valuation, reflecting experience study results used in the July 1, 2018, actuarial valuation are presented below:

	July 1, 2018
Inflation	2.50%
Projected salary increases	12.50% at age 20 to 2.50% at age 65
Investment rate of return	7.45%, net of investment expenses, including inflation
Payroll increases	3.00%
Cost-of-living adjustments (COLA)	0.0%, effective July 1, 2017

For the July 1, 2018, actuarial valuation, post-retirement mortality rates for healthy retirees are based on the RP-2014 Annuitant Mortality Table with 50% of rates through age 69, 70% of rates between ages 70 and 79, 90% of rates between ages 80 and 84, and 100% of rates thereafter, projected forward generationally using mortality improvement scale MP-2016. Post-retirement disabled mortality rates are based on the RP-2014 Disabled Mortality Table with 90% of rates for males and 100% of rates for females, projected forward generationally using mortality improvement scale MP-2016. Pre-retirement mortality rates are based on RP-2014 Employee Mortality Table, projected forward generationally using mortality improvement scale MP-2016.

Actuarial assumptions used in the July 1, 2018 valuation are based on the results of an actuarial experience study for the period July 1, 2011 through June 30, 2016.

STRS Ohio's investment consultant develops an estimate range for the investment return assumption based on the target allocation adopted by the Retirement Board. The target allocation and long-term expected rate of return for each major asset class are summarized as follows:

Asset Class	Target Allocation**	Long Term Expected Real Rate of Return *
Domestic Equity	28.00 %	7.35 %
International Equity	23.00	7.55
Alternatives	17.00	7.09
Fixed Income	21.00	3.00
Real Estate	10.00	6.00
Liquidity Reserves	1.00	2.25
Total	100.00 %	

*10-Year geometric nominal returns, which include the real rate of return and inflation of 2.25% and does not include investment expenses. Over a 30-year period, STRS' investment consultant indicates that the above target allocations should generate a return above the actuarial rate of return, without net value added by management.

**The Target Allocation percentage is effective as of July 1, 2017. Target weights will be phased in over a 24-month period concluding on July 1, 2019.

**NORTHMOR LOCAL SCHOOL DISTRICT
MORROW COUNTY**

**NOTES TO THE BASIC FINANCIAL STATEMENTS
FOR THE FISCAL YEAR ENDED JUNE 30, 2019
(Continued)**

13. DEFINED BENEFIT PENSION PLANS (Continued)

Discount Rate - The discount rate used to measure the total pension liability was 7.45% as of June 30, 2018. The projection of cash flows used to determine the discount rate assumes member and employer contributions will be made at the statutory contribution rates in accordance with rate increases described above. For this purpose, only employer contributions that are intended to fund benefits of current plan members and their beneficiaries are included. Projected employer contributions that are intended to fund the service costs of future plan members and their beneficiaries, as well as projected contributions from future plan members, are not included. Based on those assumptions, STRS' fiduciary net position was projected to be available to make all projected future benefit payments to current plan members as of June 30, 2018. Therefore, the long-term expected rate of return on pension plan investments of 7.45% was applied to all periods of projected benefit payment to determine the total pension liability as of June 30, 2018.

Sensitivity of the District's Proportionate Share of the Net Pension Liability to Changes in the Discount Rate - The following table presents the District's proportionate share of the net pension liability calculated using the current period discount rate assumption of 7.45%, as well as what the District's proportionate share of the net pension liability would be if it were calculated using a discount rate that is one-percentage-point lower (6.45%) or one-percentage-point higher (8.45%) than the current rate:

	1% Decrease (6.45%)	Current Discount Rate (7.45%)	1% Increase (8.45%)
District's proportionate share of the net pension liability	\$ 12,494,421	\$ 8,555,664	\$ 5,222,041

14. DEFINED BENEFIT OPEB PLANS

Net OPEB Liability/Asset

The net OPEB liability/asset reported on the statement of net position represents a liability/asset to employees for OPEB. OPEB is a component of exchange transactions—between an employer and its employees—of salaries and benefits for employee services. OPEB are provided to an employee—on a deferred-payment basis—as part of the total compensation package offered by an employer for employee services each financial period. The obligation to sacrifice resources for OPEB is a present obligation because it was created as a result of employment exchanges that already have occurred.

The net OPEB liability/asset represents the District's proportionate share of each OPEB plan's collective actuarial present value of projected benefit payments attributable to past periods of service, net of each OPEB plan's fiduciary net position. The net OPEB liability/asset calculation is dependent on critical long-term variables, including estimated average life expectancies, earnings on investments, cost of living adjustments and others. While these estimates use the best information available, unknowable future events require adjusting these estimates annually.

The Ohio Revised Code limits the District's obligation for this liability to annually required payments. The District cannot control benefit terms or the manner in which OPEB are financed; however, the District does receive the benefit of employees' services in exchange for compensation including OPEB.

**NORTHMOR LOCAL SCHOOL DISTRICT
MORROW COUNTY**

**NOTES TO THE BASIC FINANCIAL STATEMENTS
FOR THE FISCAL YEAR ENDED JUNE 30, 2019
(Continued)**

14. DEFINED BENEFIT OPEB PLANS (Continued)

GASB 75 assumes the liability is solely the obligation of the employer, because they benefit from employee services. OPEB contributions come from these employers and health care plan enrollees which pay a portion of the health care costs in the form of a monthly premium. The Ohio Revised Code permits, but does not require the retirement systems to provide healthcare to eligible benefit recipients. Any change to benefits or funding could significantly affect the net OPEB liability/asset. Resulting adjustments to the net OPEB liability/asset would be effective when the changes are legally enforceable. The retirement systems may allocate a portion of the employer contributions to provide for these OPEB benefits.

The proportionate share of each plan's unfunded benefits is presented as a long-term *net OPEB liability* or *net OPEB asset* on the accrual basis of accounting. Any liability for the contractually-required OPEB contribution outstanding at the end of the year is included in *pension and postemployment benefits payable* on both the accrual and modified accrual bases of accounting.

Plan Description - School Employees Retirement System (SERS)

Health Care Plan Description - The District contributes to the SERS Health Care Fund, administered by SERS for non-certificated retirees and their beneficiaries. For GASB 75 purposes, this plan is considered a cost-sharing other postemployment benefit (OPEB) plan. SERS' Health Care Plan provides healthcare benefits to eligible individuals receiving retirement, disability, and survivor benefits, and to their eligible dependents. Members who retire after June 1, 1986, need 10 years of service credit, exclusive of most types of purchased credit, to qualify to participate in SERS' health care coverage. In addition to age and service retirees, disability benefit recipients and beneficiaries who are receiving monthly benefits due to the death of a member or retiree, are eligible for SERS' health care coverage. Most retirees and dependents choosing SERS' health care coverage are over the age of 65 and therefore enrolled in a fully insured Medicare Advantage plan; however, SERS maintains a traditional, self-insured preferred provider organization for its non-Medicare retiree population. For both groups, SERS offers a self-insured prescription drug program. Health care is a benefit that is permitted, not mandated, by statute. The financial report of the Plan is included in the SERS Comprehensive Annual Financial Report which can be obtained on SERS' website at www.ohsers.org under Employers/Audit Resources.

Access to health care for retirees and beneficiaries is permitted in accordance with Section 3309 of the Ohio Revised Code. The Health Care Fund was established and is administered in accordance with Internal Revenue Code Section 105(e). SERS' Retirement Board reserves the right to change or discontinue any health plan or program. Active employee members do not contribute to the Health Care Plan. The SERS Retirement Board established the rules for the premiums paid by the retirees for health care coverage for themselves and their dependents or for their surviving beneficiaries. Premiums vary depending on the plan selected, qualified years of service, Medicare eligibility, and retirement status.

**NORTHMOR LOCAL SCHOOL DISTRICT
MORROW COUNTY**

**NOTES TO THE BASIC FINANCIAL STATEMENTS
FOR THE FISCAL YEAR ENDED JUNE 30, 2019
(Continued)**

14. DEFINED BENEFIT OPEB PLANS (Continued)

Funding Policy - State statute permits SERS to fund the health care benefits through employer contributions. Each year, after the allocation for statutorily required pensions and benefits, the Retirement Board may allocate the remainder of the employer contribution of 14% of covered payroll to the Health Care Fund in accordance with the funding policy. For fiscal year 2019, 0.5% of covered payroll was made to health care. An additional health care surcharge on employers is collected for employees earning less than an actuarially determined minimum compensation amount, pro-rated if less than a full year of service credit was earned. For fiscal year 2019, this amount was \$21,600. Statutes provide that no employer shall pay a health care surcharge greater than 2% of that employer's SERS-covered payroll; nor may SERS collect in aggregate more than 1.5% of the total statewide SERS-covered payroll for the health care surcharge. For fiscal year 2019, the District's surcharge obligation was \$26,443.

The surcharge added to the allocated portion of the 14% employer contribution rate is the total amount assigned to the Health Care Fund. The District's contractually required contribution to SERS was \$36,129 for fiscal year 2019. Of this amount, \$29,219 is reported as pension and postemployment benefits payable.

Plan Description - State Teachers Retirement System (STRS)

Plan Description – The State Teachers Retirement System of Ohio (STRS) administers a cost-sharing Health Plan administered for eligible retirees who participated in the defined benefit or combined pension plans offered by STRS. Ohio law authorizes STRS to offer this plan. Benefits include hospitalization, physicians' fees, prescription drugs and partial reimbursement of monthly Medicare Part B premiums. Medicare Part B premium reimbursements will be discontinued effective January 1, 2020. The Plan is included in the report of STRS which can be obtained by visiting www.strsoh.org or by calling (888) 227-7877.

Funding Policy – Ohio Revised Code Chapter 3307 authorizes STRS to offer the Plan and gives the Retirement Board discretionary authority over how much, if any, of the health care costs will be absorbed by STRS. Active employee members do not contribute to the Health Care Plan. Nearly all health care plan enrollees, for the most recent year, pay a portion of the health care costs in the form of a monthly premium. Under Ohio law, funding for post-employment health care may be deducted from employer contributions, currently 14% of covered payroll. For the fiscal year ended June 30, 2019, STRS did not allocate any employer contributions to post-employment health care.

OPEB Liabilities/Assets, OPEB Expense, and Deferred Outflows of Resources and Deferred Inflows of Resources Related to OPEB

The net OPEB liability/asset was measured as of June 30, 2018, and the total OPEB liability/asset used to calculate the net OPEB liability/asset was determined by an actuarial valuation as of that date. The District's proportion of the net OPEB liability/asset was based on the District's share of contributions to the respective retirement systems relative to the contributions of all participating entities. Following is information related to the proportionate share and OPEB expense:

**NORTHMOR LOCAL SCHOOL DISTRICT
MORROW COUNTY**

**NOTES TO THE BASIC FINANCIAL STATEMENTS
FOR THE FISCAL YEAR ENDED JUNE 30, 2019
(Continued)**

14. DEFINED BENEFIT OPEB PLANS (Continued)

	<u>SERS</u>	<u>STRS</u>	<u>Total</u>
Proportion of the net OPEB liability prior measurement date	0.04137520%	0.03810288%	
Proportion of the net OPEB liability/asset current measurement date	<u>0.04520170%</u>	<u>0.03891104%</u>	
Change in proportionate share	<u>0.00382650%</u>	<u>0.00080816%</u>	
Proportionate share of the net OPEB liability	\$ 1,254,017	\$ -	\$ 1,254,017
Proportionate share of the net OPEB asset	\$ -	\$ (625,261)	\$ (625,261)
OPEB expense	\$ 55,113	\$ (1,368,231)	\$ (1,313,118)

At June 30, 2019, the District reported deferred outflows of resources and deferred inflows of resources related to OPEB from the following sources:

	<u>SERS</u>	<u>STRS</u>	<u>Total</u>
Deferred outflows of resources			
Differences between expected and actual experience	\$ 20,470	\$ 73,032	\$ 93,502
Difference between employer contributions and proportionate share of contributions/ change in proportionate share	80,896	28,799	109,695
Contributions subsequent to the measurement date	<u>36,129</u>	<u>-</u>	<u>36,129</u>
Total deferred outflows of resources	<u>\$ 137,495</u>	<u>\$ 101,831</u>	<u>\$ 239,326</u>
Deferred inflows of resources			
Differences between expected and actual experience	\$ -	\$ 36,429	\$ 36,429
Net difference between projected and actual earnings on OPEB plan investments	1,881	71,431	73,312
Changes of assumptions	112,664	851,968	964,632
Difference between employer contributions and proportionate share of contributions/ change in proportionate share	<u>38,272</u>	<u>84,283</u>	<u>122,555</u>
Total deferred inflows of resources	<u>\$ 152,817</u>	<u>\$ 1,044,111</u>	<u>\$ 1,196,928</u>

\$36,129 reported as deferred outflows of resources related to OPEB resulting from District contributions subsequent to the measurement date will be recognized as a reduction of the net OPEB liability/asset in the year ending June 30, 2020. Other amounts reported as deferred outflows of resources and deferred inflows of resources related to OPEB will be recognized in OPEB expense as follows:

**NORTHMOR LOCAL SCHOOL DISTRICT
MORROW COUNTY**

**NOTES TO THE BASIC FINANCIAL STATEMENTS
FOR THE FISCAL YEAR ENDED JUNE 30, 2019
(Continued)**

14. DEFINED BENEFIT OPEB PLANS (Continued)

	SERS	STRS	Total
Fiscal Year Ending June 30:			
2020	\$ (52,644)	\$ (170,827)	\$ (223,471)
2021	(37,415)	(170,827)	(208,242)
2022	10,811	(170,827)	(160,016)
2023	11,611	(154,606)	(142,995)
2024	11,482	(148,912)	(137,430)
Thereafter	4,704	(126,281)	(121,577)
Total	\$ (51,451)	\$ (942,280)	\$ (993,731)

Actuarial Assumptions - SERS

The total OPEB liability is determined by SERS' actuaries in accordance with GASB Statement No. 74, as part of their annual actuarial valuation for each retirement plan. Actuarial valuations of an ongoing plan involve estimates of the value of reported amounts (e.g., salaries, credited service) and assumptions about the probability of occurrence of events far into the future (e.g., mortality, disabilities, retirements, employment terminations). Actuarially determined amounts are subject to continual review and potential modifications, as actual results are compared with past expectations and new estimates are made about the future.

Projections of benefits for financial reporting purposes are based on the substantive plan (the plan as understood by the employers and plan members) and include the types of benefits provided at the time of each valuation and the historical pattern of sharing benefit costs between the employers and plan members to that point. The projection of benefits for financial reporting purposes does not explicitly incorporate the potential effects of legal or contractual funding limitations.

Actuarial calculations reflect a long-term perspective. For a newly hired employee, actuarial calculations will take into account the employee's entire career with the employer and also take into consideration the benefits, if any, paid to the employee after termination of employment until the death of the employee and any applicable contingent annuitant. In many cases, actuarial calculations reflect several decades of service with the employer and the payment of benefits after termination.

Key methods and assumptions used in calculating the total OPEB liability in the latest actuarial valuation date of June 30, 2018, are presented below:

**NORTHMOR LOCAL SCHOOL DISTRICT
MORROW COUNTY**

**NOTES TO THE BASIC FINANCIAL STATEMENTS
FOR THE FISCAL YEAR ENDED JUNE 30, 2019
(Continued)**

14. DEFINED BENEFIT OPEB PLANS (Continued)

Wage inflation	3.00%
Future salary increases, including inflation	3.50% to 18.20%
Investment rate of return	7.50% net of investments expense, including inflation
Municipal bond index rate:	
Measurement date	3.62%
Prior measurement date	3.56%
Single equivalent interest rate, net of plan investment expense, including price inflation:	
Measurement date	3.70%
Prior measurement date	3.63%
Medical trend assumption:	
Medicare	5.375 to 4.75%
Pre-Medicare	7.25 to 4.75%

Mortality rates were based on the RP-2014 Blue Collar Mortality Table with fully generational projection and Scale BB, 120% of male rates and 110% of female rates. RP-2000 Disabled Mortality Table with 90% for male rates and 100% for female rates set back five years.

The most recent experience study was completed for the five year period ended June 30, 2015.

The long-term expected rate of return on plan assets is reviewed as part of the actuarial five-year experience study. The most recent study covers fiscal years 2010 through 2015, and was adopted by the Board on April 21, 2016. Several factors are considered in evaluating the long-term rate of return assumption including long-term historical data, estimates inherent in current market data, and a log-normal distribution analysis in which best-estimate ranges of expected future real rates of return were developed by the investment consultant for each major asset class. These ranges were combined to produce the long-term expected rate of return, 7.50%, by weighting the expected future real rates of return by the target asset allocation percentage and then adding expected inflation. The capital market assumptions developed by the investment consultant are intended for use over a 10-year horizon and may not be useful in setting the long-term rate of return for funding pension plans which covers a longer timeframe. The assumption is intended to be a long-term assumption and is not expected to change absent a significant change in the asset allocation, a change in the inflation assumption, or a fundamental change in the market that alters expected returns in future years.

The target asset allocation and best estimates of arithmetic real rates of return for each major asset class, as used in the June 30, 2015 five-year experience study, are summarized as follows:

Asset Class	Target Allocation	Long-Term Expected Real Rate of Return
Cash	1.00 %	0.50 %
US Equity	22.50	4.75
International Equity	22.50	7.00
Fixed Income	19.00	1.50
Private Equity	10.00	8.00
Real Assets	15.00	5.00
Multi-Asset Strategies	10.00	3.00
Total	100.00 %	

**NORTHMOR LOCAL SCHOOL DISTRICT
MORROW COUNTY**

**NOTES TO THE BASIC FINANCIAL STATEMENTS
FOR THE FISCAL YEAR ENDED JUNE 30, 2019
(Continued)**

14. DEFINED BENEFIT OPEB PLANS (Continued)

Discount Rate - The discount rate used to measure the total OPEB liability at June 30, 2018 was 3.70%. The discount rate used to measure total OPEB liability prior to June 30, 2018 was 3.63%. The projection of cash flows used to determine the discount rate assumed that contributions will be made from members and the System at the state statute contribution rate of 2.00% of projected covered employee payroll each year, which includes a 1.50% payroll surcharge and 0.50% of contributions from the basic benefits plan. Based on these assumptions, the OPEB plan's fiduciary net position was projected to become insufficient to make future benefit payments during the fiscal year ending June 30, 2026. Therefore, the long-term expected rate of return on OPEB plan assets was used to present value the projected benefit payments through the fiscal year ending June 30, 2025 and the Fidelity General Obligation 20-year Municipal Bond Index rate of 3.62%, as of June 30, 2018 (i.e. municipal bond rate), was used to present value the projected benefit payments for the remaining years in the projection. A municipal bond rate of 3.56% was used as of June 30, 2017. The total present value of projected benefit payments from all years was then used to determine the single rate of return that was used as the discount rate. The projection of future benefit payments for all current plan members was until the benefit payments ran out.

Sensitivity of the District's Proportionate Share of the Net OPEB Liability to Changes in the Discount Rate and Changes in the Health Care Cost Trend Rates - The net OPEB liability is sensitive to changes in the discount rate and the health care cost trend rate. The following table presents the net OPEB liability of SERS, what SERS' net OPEB liability would be if it were calculated using a discount rate that is 1 percentage point lower (2.70%) and higher (4.70%) than the current discount rate (3.70%). Also shown is what SERS' net OPEB liability would be based on health care cost trend rates that are 1 percentage point lower (6.25% decreasing to 3.75%) and higher (8.25% decreasing to 5.75%) than the current rate.

	1% Decrease (2.70%)	Current Discount Rate (3.70%)	1% Increase (4.70%)
District's proportionate share of the net OPEB liability	\$ 1,521,651	\$ 1,254,017	\$ 1,042,101
	1% Decrease (6.25 % decreasing to 3.75 %)	Current Trend Rate (7.25 % decreasing to 4.75 %)	1% Increase (8.25 % decreasing to 5.75 %)
District's proportionate share of the net OPEB liability	\$ 1,011,762	\$ 1,254,017	\$ 1,574,807

Actuarial Assumptions - STRS

Key methods and assumptions used in the latest actuarial valuation, reflecting experience study results used in the July 1, 2018, actuarial valuation, compared with July 1, 2017, are presented below:

**NORTHMOR LOCAL SCHOOL DISTRICT
MORROW COUNTY**

**NOTES TO THE BASIC FINANCIAL STATEMENTS
FOR THE FISCAL YEAR ENDED JUNE 30, 2019
(Continued)**

14. DEFINED BENEFIT OPEB PLANS (Continued)

	July 1, 2018		July 1, 2017
Inflation	2.50%		2.50%
Projected salary increases	12.50% at age 20 to 2.50% at age 65		12.50% at age 20 to 2.50% at age 65
Investment rate of return	7.45%, net of investment expenses, including inflation		7.45%, net of investment expenses, including inflation
Payroll increases	3.00%		3.00%
Cost-of-living adjustments (COLA)	0.00%		0.00%, effective July 1, 2017
Discounted rate of return	7.45%		N/A
Blended discount rate of return	N/A		4.13%
Health care cost trends			6 to 11% initial, 4.50% ultimate
	Initial	Ultimate	
Medical			
Pre-Medicare	6.00%	4.00%	
Medicare	5.00%	4.00%	
Prescription Drug			
Pre-Medicare	8.00%	4.00%	
Medicare	-5.23%	4.00%	

Projections of benefits include the historical pattern of sharing benefit costs between the employers and retired plan members.

For healthy retirees the mortality rates are based on the RP-2014 Annuitant Mortality Table with 50% of rates through age 69, 70% of rates between ages 70 and 79, 90% of rates between ages 80 and 84, and 100% of rates thereafter, projected forward generationally using mortality improvement scale MP-2016. For disabled retirees, mortality rates are based on the RP-2014 Disabled Mortality Table with 90% of rates for males and 100% of rates for females, projected forward generationally using mortality improvement scale MP-2016.

Actuarial assumptions used in the June 30, 2018, valuation are based on the results of an actuarial experience study for the period July 1, 2011 through June 30, 2016.

Assumption Changes Since the Prior Measurement Date - The discount rate was increased from the blended rate of 4.13% to the long-term expected rate of return of 7.45% based on the methodology defined under GASB Statement No. 74, Financial Reporting for Postemployment Benefit Plans Other Than Pension Plans (OPEB). Valuation year per capita health care costs were updated.

Benefit Term Changes Since the Prior Measurement Date - The subsidy multiplier for non-Medicare benefit recipients was increased from 1.90% to 1.944% per year of service effective January 1, 2019. The non-Medicare frozen subsidy base premium was increased effective January 1, 2019 and all remaining Medicare Part B premium reimbursements will be discontinued beginning January 1, 2020.

STRS' investment consultant develops an estimate range for the investment return assumption based on the target allocation adopted by the Retirement Board. The target allocation and long-term expected rate of return for each major asset class are summarized as follows:

**NORTHMOR LOCAL SCHOOL DISTRICT
MORROW COUNTY**

**NOTES TO THE BASIC FINANCIAL STATEMENTS
FOR THE FISCAL YEAR ENDED JUNE 30, 2019
(Continued)**

14. DEFINED BENEFIT OPEB PLANS (Continued)

<u>Asset Class</u>	<u>Target Allocation**</u>	<u>Long Term Expected Real Rate of Return *</u>
Domestic Equity	28.00 %	7.35 %
International Equity	23.00	7.55
Alternatives	17.00	7.09
Fixed Income	21.00	3.00
Real Estate	10.00	6.00
Liquidity Reserves	1.00	2.25
Total	<u>100.00 %</u>	

*10-Year geometric nominal returns, which include the real rate of return and inflation of 2.25% and does not include investment expenses. Over a 30-year period, STRS' investment consultant indicates that the above target allocations should generate a return above the actuarial rate of return, without net value added by management.

** The Target Allocation percentage is effective as of July 1, 2017. Target weights will be phased in over a 24-month period concluding on July 1, 2019.

Discount Rate - The discount rate used to measure the total OPEB asset was 7.45% as of June 30, 2018. A discount rate used to measure the total OPEB liability was 4.13% as of June 30, 2017. The projection of cash flows used to determine the discount rate assumes STRS Ohio continues to allocate no employer contributions to the health care fund. Based on these assumptions, the OPEB plan's fiduciary net position was projected to be available to make all projected future benefit payments to current plan members. Therefore, the long-term expected rate of return on health care plan investments of 7.45% was used to measure the total OPEB asset as of June 30, 2018.

Sensitivity of the District's Proportionate Share of the Net OPEB Asset to Changes in the Discount and Health Care Cost Trend Rate - The following table represents the net OPEB asset as of June 30, 2018, calculated using the current period discount rate assumption of 7.45%, as well as what the net OPEB asset would be if it were calculated using a discount rate that is one percentage point lower (6.45%) or one percentage point higher (8.45%) than the current assumption. Also shown is the net OPEB asset as if it were calculated using health care cost trend rates that are one percentage point lower or one percentage point higher than the current health care cost trend rates.

	<u>1% Decrease (6.45%)</u>	<u>Current Discount Rate (7.45%)</u>	<u>1% Increase (8.45%)</u>
	District's proportionate share of the net OPEB asset	\$ 535,907	\$ 625,261

	<u>1% Decrease</u>	<u>Current Trend Rate</u>	<u>1% Increase</u>
	District's proportionate share of the net OPEB asset	\$ 696,119	\$ 625,261

**NORTHMOR LOCAL SCHOOL DISTRICT
MORROW COUNTY**

**NOTES TO THE BASIC FINANCIAL STATEMENTS
FOR THE FISCAL YEAR ENDED JUNE 30, 2019
(Continued)**

15. BUDGETARY BASIS OF ACCOUNTING

While reporting financial position, results of operations, and changes in fund balance on the basis of generally accepted accounting principles (GAAP), the budgetary basis as provided by law is based upon accounting for certain transactions on a basis of cash receipts and disbursements.

The statement of revenue, expenditures and changes in fund balance - budget and actual (non-GAAP budgetary basis) presented for the general fund is presented on the budgetary basis to provide a meaningful comparison of actual results with the budget. The major differences between the budget basis and the GAAP basis are that:

- (a) Revenues and other financing sources are recorded when received in cash (budget basis) as opposed to when susceptible to accrual (GAAP basis);
- (b) Expenditures and other financing uses are recorded when paid in cash (budget basis) as opposed to when the liability is incurred (GAAP basis);
- (c) In order to determine compliance with Ohio law, and to reserve that portion of the applicable appropriation, total outstanding encumbrances (budget basis) are recorded as the equivalent of an expenditure, as opposed to assigned or committed fund balance for that portion of outstanding encumbrances not already recognized as an account payable (GAAP basis);
- (d) Some funds are included in the general fund (GAAP basis), but have separate legally adopted budgets (budget basis); and
- (e) Advances-in and advances-out are operating transactions (budget basis) as opposed to balance sheet transactions (GAAP basis).

The adjustments necessary to convert the results of operations for the year on the budget basis to the GAAP basis for the general fund is as follows:

Net Change in Fund Balance

	<u>General fund</u>
Budget basis	\$ 1,330,844
Net adjustment for revenue accruals	(213,276)
Net adjustment for expenditure accruals	69,719
Funds budgeted elsewhere	5,391
Adjustment for encumbrances	20,796
GAAP basis	\$ 1,213,474

Certain funds that are legally budgeted in separate special revenue funds are considered part of the general fund on a GAAP basis. This includes the uniform school supplies, unclaimed monies, and the public school support fund.

**NORTHMOR LOCAL SCHOOL DISTRICT
MORROW COUNTY**

**NOTES TO THE BASIC FINANCIAL STATEMENTS
FOR THE FISCAL YEAR ENDED JUNE 30, 2019
(Continued)**

16. CONTINGENCIES

A. Grants

The District receives significant financial assistance from numerous federal, State and local agencies in the form of grants. The disbursement of funds received under these programs generally requires compliance with terms and conditions specified in the grant agreements and are subject to audit by the grantor agencies. Any disallowed claims resulting from such audits could become a liability of the District. However, in the opinion of management, any such disallowed claims will not have a material effect on the financial position of the District.

B. Litigation

The District is involved in no other material litigation as either plaintiff or defendant.

C. Foundation Funding

District foundation funding is based on the annualized full-time equivalent (FTE) enrollment of each student. The Ohio Department of Education (ODE) is legislatively required to adjust/reconcile funding as enrollment information is updated by schools throughout the State, which can extend past the fiscal year end. As of the date of this report, ODE has finalized the impact of enrollment adjustments to the June 30, 2019 Foundation funding and owes the District \$18,127.

17. SET-ASIDES

The District is required by State law to annually set-aside certain general fund revenue amounts, as defined by statutory formula, for the acquisition and construction of capital improvements. Amounts not spent by the end of the fiscal year or offset by similarly restricted resources received during the year must be held in cash at fiscal year-end. This amount must be carried forward to be used for the same purpose in future years. Expenditures exceeding the set-aside requirement may not be carried forward to the next fiscal year.

The following cash-basis information describes the change in the fiscal year-end set-aside amount for capital improvements. Disclosure of this information is required by State statute.

	<u>Capital Improvements</u>
Set-aside balance June 30, 2018	\$ -
Current year set-aside requirement	194,587
Contributions in excess of the current fiscal year set-aside requirement	-
Current year qualifying expenditures	-
Excess qualified expenditures from prior years	-
Current year offsets	(179,698)
Waiver granted by ODE	-
Prior year offset from bond proceeds	<u>(14,889)</u>
Total	<u>\$ -</u>
Balance carried forward to fiscal year 2020	<u>\$ -</u>
Set-aside balance June 30, 2019	<u>\$ -</u>

**NORTHMOR LOCAL SCHOOL DISTRICT
MORROW COUNTY**

**NOTES TO THE BASIC FINANCIAL STATEMENTS
FOR THE FISCAL YEAR ENDED JUNE 30, 2019
(Continued)**

17. SET-ASIDES (Continued)

During fiscal year 2017, the District issued \$14,500,000 in capital related classroom facilities improvement bonds. These proceeds may be used to reduce the capital improvements set-aside amount for future years. The amount presented for prior year offset from bond proceeds is limited to an amount needed to reduce the capital improvements set-aside balance to \$0. The District is responsible for tracking the amount of bond proceeds that may be used as an offset in future periods, which was \$14,443,511 at June 30, 2019.

18. OTHER COMMITMENTS

The District utilizes encumbrance accounting as part of its budgetary controls. Encumbrances outstanding at year end may be reported as part of restricted, committed, or assigned classifications of fund balance. At year end, the District's commitments for encumbrances in the governmental funds were as follows:

<u>Fund</u>	<u>Year-End Encumbrances</u>
General fund	\$ 14,085
Other governmental	<u>3,565</u>
Total	<u>\$ 17,650</u>

19. SUBSEQUENT EVENT

On November 6, 2019, the District entered into a \$2,738,000 lease-purchase agreement for the construction, improvement, furnishing, and equipping of athletic facilities. Semi-annual payments, including interest, will be made over a ten year period with the final payment due December 1, 2029.

**NORTHMOR LOCAL SCHOOL DISTRICT
MORROW COUNTY, OHIO**

SCHEDULES OF REQUIRED SUPPLEMENTARY INFORMATION

**THE NET PENSION LIABILITY
SCHOOL EMPLOYEES RETIREMENT SYSTEM (SERS) OF OHIO**

LAST SIX FISCAL YEARS

	<u>2019</u>	<u>2018</u>	<u>2017</u>	<u>2016</u>
District's proportion of the net pension liability	0.04481270%	0.04067410%	0.04367580%	0.04688960%
District's proportionate share of the net pension liability	\$ 2,566,506	\$ 2,430,188	\$ 3,196,666	\$ 2,675,566
District's covered payroll	\$ 1,021,037	\$ 1,391,736	\$ 1,654,900	\$ 1,413,058
District's proportionate share of the net pension liability as a percentage of its covered payroll	251.36%	174.62%	193.16%	189.35%
Plan fiduciary net position as a percentage of the total pension liability	71.36%	69.50%	62.98%	69.16%

Note: Information prior to 2014 was unavailable. Schedule is intended to show information for 10 years. Additional years will be displayed as they become available.

Amounts presented for each fiscal year were determined as of the District's measurement date which is the prior year-end.

SEE ACCOMPANYING NOTES TO THE REQUIRED SUPPLEMENTARY INFORMATION

<u>2015</u>	<u>2014</u>
0.04766600%	0.04766600%
\$ 2,412,349	\$ 2,834,544
\$ 1,385,065	\$ 1,262,645
174.17%	224.49%
71.70%	65.52%

**NORTHMOR LOCAL SCHOOL DISTRICT
MORROW COUNTY, OHIO**

SCHEDULES OF REQUIRED SUPPLEMENTARY INFORMATION

THE NET PENSION LIABILITY
STATE TEACHERS RETIREMENT SYSTEM (STRS) OF OHIO

LAST SIX FISCAL YEARS

	<u>2019</u>	<u>2018</u>	<u>2017</u>	<u>2016</u>
District's proportion of the net pension liability	0.03891104%	0.03810288%	0.04030923%	0.04353064%
District's proportionate share of the net pension liability	\$ 8,555,664	\$ 9,051,421	\$ 13,492,714	\$ 12,030,596
District's covered payroll	\$ 4,514,214	\$ 4,416,693	\$ 4,260,164	\$ 4,558,571
District's proportionate share of the net pension liability as a percentage of its covered payroll	189.53%	204.94%	316.72%	263.91%
Plan fiduciary net position as a percentage of the total pension liability	77.31%	75.30%	66.80%	72.10%

Note: Information prior to 2014 was unavailable. Schedule is intended to show information for 10 years. Additional years will be displayed as they become available.

Amounts presented for each fiscal year were determined as of the District's measurement date which is the prior year-end.

SEE ACCOMPANYING NOTES TO THE REQUIRED SUPPLEMENTARY INFORMATION

<u>2015</u>	<u>2014</u>
0.04442786%	0.04442786%
\$ 10,806,393	\$ 12,872,505
\$ 4,539,300	\$ 4,829,785
238.06%	266.52%
74.70%	69.30%

**NORTHMOR LOCAL SCHOOL DISTRICT
MORROW COUNTY, OHIO**

SCHEDULES OF REQUIRED SUPPLEMENTARY INFORMATION

SCHOOL EMPLOYEES RETIREMENT SYSTEM (SERS) OF OHIO

LAST TEN FISCAL YEARS

	<u>2019</u>	<u>2018</u>	<u>2017</u>	<u>2016</u>
Contractually required contribution	\$ 261,513	\$ 137,840	\$ 194,843	\$ 231,686
Contributions in relation to the contractually required contribution	<u>(261,513)</u>	<u>(137,840)</u>	<u>(194,843)</u>	<u>(231,686)</u>
Contribution deficiency (excess)	<u>\$ -</u>	<u>\$ -</u>	<u>\$ -</u>	<u>\$ -</u>
District's covered payroll	\$ 1,937,133	\$ 1,021,037	\$ 1,391,736	\$ 1,654,900
Contributions as a percentage of covered payroll	13.50%	13.50%	14.00%	14.00%

SEE ACCOMPANYING NOTES TO THE REQUIRED SUPPLEMENTARY INFORMATION

<u>2015</u>	<u>2014</u>	<u>2013</u>	<u>2012</u>	<u>2011</u>	<u>2010</u>
\$ 186,241	\$ 191,970	\$ 174,750	\$ 182,422	\$ 161,111	\$ 167,019
<u>(186,241)</u>	<u>(191,970)</u>	<u>(174,750)</u>	<u>(182,422)</u>	<u>(161,111)</u>	<u>(167,019)</u>
<u>\$ -</u>	<u>\$ -</u>	<u>\$ -</u>	<u>\$ -</u>	<u>\$ -</u>	<u>\$ -</u>
\$ 1,413,058	\$ 1,385,065	\$ 1,262,645	\$ 1,356,297	\$ 1,281,710	\$ 1,233,523
13.18%	13.86%	13.84%	13.45%	12.57%	13.54%

**NORTHMOR LOCAL SCHOOL DISTRICT
MORROW COUNTY, OHIO**

SCHEDULES OF REQUIRED SUPPLEMENTARY INFORMATION

STATE TEACHERS RETIREMENT SYSTEM (STRS) OF OHIO

LAST TEN FISCAL YEARS

	<u>2019</u>	<u>2018</u>	<u>2017</u>	<u>2016</u>
Contractually required contribution	\$ 682,747	\$ 631,990	\$ 618,337	\$ 596,423
Contributions in relation to the contractually required contribution	<u>(682,747)</u>	<u>(631,990)</u>	<u>(618,337)</u>	<u>(596,423)</u>
Contribution deficiency (excess)	<u>\$ -</u>	<u>\$ -</u>	<u>\$ -</u>	<u>\$ -</u>
District's covered payroll	\$ 4,876,764	\$ 4,514,214	\$ 4,416,693	\$ 4,260,164
Contributions as a percentage of covered payroll	14.00%	14.00%	14.00%	14.00%

SEE ACCOMPANYING NOTES TO THE REQUIRED SUPPLEMENTARY INFORMATION

<u>2015</u>	<u>2014</u>	<u>2013</u>	<u>2012</u>	<u>2011</u>	<u>2010</u>
\$ 638,200	\$ 590,109	\$ 627,872	\$ 676,845	\$ 685,083	\$ 665,873
<u>(638,200)</u>	<u>(590,109)</u>	<u>(627,872)</u>	<u>(676,845)</u>	<u>(685,083)</u>	<u>(665,873)</u>
<u>\$ -</u>	<u>\$ -</u>	<u>\$ -</u>	<u>\$ -</u>	<u>\$ -</u>	<u>\$ -</u>
\$ 4,558,571	\$ 4,539,300	\$ 4,829,785	\$ 5,206,500	\$ 5,269,869	\$ 5,122,100
14.00%	13.00%	13.00%	13.00%	13.00%	13.00%

**NORTHMOR LOCAL SCHOOL DISTRICT
MORROW COUNTY, OHIO**

SCHEDULES OF REQUIRED SUPPLEMENTARY INFORMATION

THE NET OPEB LIABILITY
SCHOOL EMPLOYEES RETIREMENT SYSTEM (SERS) OF OHIO

LAST THREE FISCAL YEARS

	<u>2019</u>	<u>2018</u>	<u>2017</u>
District's proportion of the net OPEB liability	0.04520170%	0.04137520%	0.04410735%
District's proportionate share of the net OPEB liability	\$ 1,254,017	\$ 1,110,402	\$ 1,257,223
District's covered payroll	\$ 1,021,037	\$ 1,391,736	\$ 1,654,900
District's proportionate share of the net OPEB liability as a percentage of its covered payroll	122.82%	79.79%	75.97%
Plan fiduciary net position as a percentage of the total OPEB liability	13.57%	12.46%	11.49%

Note: Information prior to 2017 was unavailable. Schedule is intended to show information for 10 years. Additional years will be displayed as they become available.

Amounts presented for each fiscal year were determined as of the District's measurement date which is the prior year-end.

SEE ACCOMPANYING NOTES TO THE REQUIRED SUPPLEMENTARY INFORMATION

**NORTHMOR LOCAL SCHOOL DISTRICT
MORROW COUNTY, OHIO**

SCHEDULES OF REQUIRED SUPPLEMENTARY INFORMATION

**THE NET OPEB LIABILITY/ASSET
STATE TEACHERS RETIREMENT SYSTEM (STRS) OF OHIO**

LAST THREE FISCAL YEARS

	<u>2019</u>	<u>2018</u>	<u>2017</u>
District's proportion of the net OPEB liability/asset	0.03891104%	0.03810288%	0.04030923%
District's proportionate share of the net OPEB liability/(asset)	\$ (625,261)	\$ 1,486,634	\$ 2,155,748
District's covered payroll	\$ 4,514,214	\$ 4,416,693	\$ 4,260,164
District's proportionate share of the net OPEB liability/asset as a percentage of its covered payroll	13.85%	33.66%	50.60%
Plan fiduciary net position as a percentage of the total OPEB liability/asset	176.00%	47.10%	37.30%

Note: Information prior to 2017 was unavailable. Schedule is intended to show information for 10 years. Additional years will be displayed as they become available.

Amounts presented for each fiscal year were determined as of the District's measurement date which is the prior year-end.

SEE ACCOMPANYING NOTES TO THE REQUIRED SUPPLEMENTARY INFORMATION

**NORTHMOR LOCAL SCHOOL DISTRICT
MORROW COUNTY, OHIO**

SCHEDULES OF REQUIRED SUPPLEMENTARY INFORMATION

SCHOOL EMPLOYEES RETIREMENT SYSTEM (SERS) OF OHIO

LAST TEN FISCAL YEARS

	<u>2019</u>	<u>2018</u>	<u>2017</u>	<u>2016</u>
Contractually required contribution	\$ 36,129	\$ 28,367	\$ 23,015	\$ 24,402
Contributions in relation to the contractually required contribution	<u>(36,129)</u>	<u>(28,367)</u>	<u>(23,015)</u>	<u>(24,402)</u>
Contribution deficiency (excess)	<u>\$ -</u>	<u>\$ -</u>	<u>\$ -</u>	<u>\$ -</u>
District's covered payroll	\$ 1,937,133	\$ 1,021,037	\$ 1,391,736	\$ 1,654,900
Contributions as a percentage of covered payroll	1.87%	2.78%	1.65%	1.47%

SEE ACCOMPANYING NOTES TO THE REQUIRED SUPPLEMENTARY INFORMATION

<u>2015</u>	<u>2014</u>	<u>2013</u>	<u>2012</u>	<u>2011</u>	<u>2010</u>
\$ 35,687	\$ 25,592	\$ 24,091	\$ 28,263	\$ 44,382	\$ 30,296
<u>(35,687)</u>	<u>(25,592)</u>	<u>(24,091)</u>	<u>(28,263)</u>	<u>(44,382)</u>	<u>(30,296)</u>
<u>\$ -</u>	<u>\$ -</u>	<u>\$ -</u>	<u>\$ -</u>	<u>\$ -</u>	<u>\$ -</u>
\$ 1,413,058	\$ 1,385,065	\$ 1,262,645	\$ 1,356,297	\$ 1,281,710	\$ 1,233,523
2.53%	1.85%	1.91%	2.08%	3.46%	2.46%

**NORTHMOR LOCAL SCHOOL DISTRICT
MORROW COUNTY, OHIO**

SCHEDULES OF REQUIRED SUPPLEMENTARY INFORMATION

STATE TEACHERS RETIREMENT SYSTEM (STRS) OF OHIO

LAST TEN FISCAL YEARS

	<u>2019</u>	<u>2018</u>	<u>2017</u>	<u>2016</u>
Contractually required contribution	\$ -	\$ -	\$ -	\$ -
Contributions in relation to the contractually required contribution	-	-	-	-
Contribution deficiency (excess)	<u>\$ -</u>	<u>\$ -</u>	<u>\$ -</u>	<u>\$ -</u>
District's covered payroll	\$ 4,876,764	\$ 4,514,214	\$ 4,416,693	\$ 4,260,164
Contributions as a percentage of covered payroll	0.00%	0.00%	0.00%	0.00%

SEE ACCOMPANYING NOTES TO THE REQUIRED SUPPLEMENTARY INFORMATION

<u>2015</u>	<u>2014</u>	<u>2013</u>	<u>2012</u>	<u>2011</u>	<u>2010</u>
\$ -	\$ 47,276	\$ 48,298	\$ 52,065	\$ 52,699	\$ 51,221
-	(47,276)	(48,298)	(52,065)	(52,699)	(51,221)
<u>\$ -</u>	<u>\$ -</u>	<u>\$ -</u>	<u>\$ -</u>	<u>\$ -</u>	<u>\$ -</u>
\$ 4,558,571	\$ 4,539,300	\$ 4,829,785	\$ 5,206,500	\$ 5,269,869	\$ 5,122,100
0.00%	1.00%	1.00%	1.00%	1.00%	1.00%

This page intentionally left blank.

**NORTHMOR LOCAL SCHOOL DISTRICT
MORROW COUNTY**

**NOTES TO THE REQUIRED SUPPLEMENTARY INFORMATION
FOR FISCAL YEAR ENDED JUNE 30, 2019**

PENSION

SCHOOL EMPLOYEES RETIREMENT SYSTEM (SERS) OF OHIO

Changes in benefit terms: There were no changes in benefit terms from the amounts reported for fiscal years 2014-2017. For fiscal year 2018, SERS changed from a fixed 3% annual increase to a Cost of Living Adjustment (COLA) based on the changes in the Consumer Price Index (CPI-W), with a cap of 2.5% and a floor of 0%. There were no changes in benefit terms from the amounts previously reported for fiscal year 2019.

Changes in assumptions: There were no changes in methods and assumptions used in the calculation of actuarial determined contributions for fiscal years 2014-2016. For fiscal year 2017, the following changes of assumptions affected the total pension liability since the prior measurement date: (a) the assumed rate of inflation was reduced from 3.25% to 3.00%, (b) payroll growth assumption was reduced from 4.00% to 3.50%, (c) assumed real wage growth was reduced from 0.75% to 0.50%, (d) Rates of withdrawal, retirement and disability were updated to reflect recent experience, (e) mortality among active members was updated to RP-2014 Blue Collar Mortality Table with fully generational projection and a five year age set-back for both males and females, (f) mortality among service retired members, and beneficiaries was updated to the following RP-2014 Blue Collar Mortality Table with fully generational projection with Scale BB, 120% of male rates, and 110% of female rates, (g) mortality among disabled members was updated to RP-2000 Disabled Mortality Table, 90% for male rates and 100% for female rates, set back five years is used for the period after disability retirement and (h) the discount rate was reduced from 7.75% to 7.50%. There were no changes in methods and assumptions used in the calculation of actuarial determined contributions for fiscal years 2018-2019.

STATE TEACHERS RETIREMENT SYSTEM (STRS) OF OHIO

Changes in benefit terms: There were no changes in benefit terms from the amounts reported for fiscal years 2014-2017. For fiscal year 2018, STRS decreased the Cost of Living Adjustment (COLA) to zero. There were no changes in benefit terms from amounts previously reported for fiscal year 2019.

Changes in assumptions: There were no changes in methods and assumptions used in the calculation of actuarial determined contributions for fiscal years 2014-2017. For fiscal year 2018, the following changes of assumption affected the total pension liability since the prior measurement date: (a) the long term expected rate of return was reduced from 7.75% to 7.45%, (b) the inflation assumption was lowered from 2.75% to 2.50%, (c) the payroll growth assumption was lowered to 3.00%, (d) total salary increases rate was lowered by decreasing the merit component of the individual salary increases, in addition to a decrease of 0.25% due to lower inflation (e) the healthy and disabled mortality assumptions were updated to the RP-2014 mortality tables with generational improvement scale MP-2016 and (f) rates of retirement, termination and disability were modified to better reflect anticipated future experience. There were no changes in methods and assumptions used in the calculation of actuarial determined contributions for fiscal year 2019.

OTHER POSTEMPLOYMENT BENEFITS (OPEB)

SCHOOL EMPLOYEES RETIREMENT SYSTEM (SERS) OF OHIO

Changes in benefit terms: There were no changes in benefit terms from the amounts previously reported for fiscal years 2017-2019.

Changes in assumptions: There were no changes in methods and assumptions used in the calculation of actuarial determined contributions for fiscal year 2017. For fiscal year 2018, the following changes of assumptions affected the total OPEB liability since the prior measurement date: (a) assumed rate of inflation was reduced from 3.25% to 3.00%, (b) payroll growth assumption was reduced from 4.00% to 3.50%, (c) assumed real wage growth was reduced from 0.75% to 0.50%, (d) rates of withdrawal, retirement, and disability were updated to reflect recent experience, (e) mortality among active members was updated to the following: RP-2014 Blue Collar Mortality Table with fully generational projection and a five-year age set-back for both males and females, (f) mortality among service retired members, and beneficiaries was updated to the following: RP-2014 Blue Collar Mortality Table with fully generational projection with Scale BB, 120% of male rates, and 110% of female rates, (g) mortality among disabled members was updated to the following: RP-2000 Disabled Mortality Table, 90% for male rates and 100% for female rates, set back five years is used for the period after disability retirement, (h) the municipal bond index rate increased from 2.92% to 3.56% and (i) the single equivalent interest rate, net of plan investment expense, including price inflation increased from 2.98% to 3.63%. For fiscal year 2019, the following changes of assumptions affected the total OPEB liability since the prior measurement date: (a) the discount rate increased from 3.63% to 3.70%, (b) the health care cost trend rate for Medicare were changed from a range of 5.50%-5.00% to a range of 5.375%-4.75% and Pre-Medicare were changed from a range of 7.50%-5.00% to a range of 7.25%-4.75%, (c) the municipal bond index rate increased from 3.56% to 3.62% and (i) the single equivalent interest rate, net of plan investment expense, including price inflation increased from 3.63% to 3.70%.

STATE TEACHERS RETIREMENT SYSTEM (STRS) OF OHIO

Changes in benefit terms: There were no changes in benefit terms from the amounts previously reported for fiscal year 2017. For fiscal year 2018, STRS reduced the subsidy multiplier for non-Medicare benefit recipients from 2.1% to 1.9% per year of service. Medicare Part B premium reimbursements were discontinued for certain survivors and beneficiaries and all remaining Medicare Part B premium reimbursements will be discontinued beginning January 2019. For fiscal year 2019, STRS increased the subsidy multiplier for non-Medicare benefit recipients from 1.9% to 1.944% per year of service effective January 1, 2019. The non-Medicare frozen subsidy base premium was increased January 1, 2019 and all remaining Medicare Part B premium reimbursements will be discontinued beginning January 1, 2020.

Changes in assumptions: There were no changes in methods and assumptions used in the calculation of actuarial determined contributions for fiscal year 2017. For fiscal year 2018, the following changes of assumption affected the total OPEB liability since the prior measurement date: (a) the discount rate was increased from 3.26% to 4.13% based on the methodology defined under GASB Statement No. 74, Financial Reporting for Postemployment Benefit Plans Other Than Pension Plans (OPEB), (b) the long term expected rate of return was reduced from 7.75% to 7.45%, (c) valuation year per capita health care costs were updated, and the salary scale was modified, (d) the percentage of future retirees electing each option was updated based on current data and the percentage of future disabled retirees and terminated vested participants electing health coverage were decreased and (e) the assumed mortality, disability, retirement, withdrawal and future health care cost trend rates were modified along with the portion of rebated prescription drug costs. For fiscal year 2019, the following changes of assumptions affected the total OPEB liability since the prior measurement date: (a) the discount rate was increased from the blended rate of 4.13% to the long-term expected rate of return of 7.45% based on the methodology defined under GASB Statement No. 74, Financial Reporting for Postemployment Benefit Plans Other Than Pension Plans (OPEB) and (b) decrease in trend rates from 6.00%-11.00 initial; 4.50% ultimate down to Medical Pre-Medicare 6.00% and Medicare 5.00% initial; 4.00% ultimate and Prescription Drug Pre-Medicare 8.00% and Medicare (5.23%) initial; 4.00% ultimate.

**NORTHMOR LOCAL SCHOOL DISTRICT
MORROW COUNTY**

**SCHEDULE OF EXPENDITURES OF FEDERAL AWARDS
FOR THE YEAR ENDED JUNE 30, 2019**

FEDERAL GRANTOR <i>Pass Through Grantor</i> Program / Cluster Title	Federal CFDA Number	Total Federal Expenditures
U.S. DEPARTMENT OF EDUCATION		
<i>Passed Through Ohio Department of Education</i>		
Title I Grants to Local Educational Agencies	84.010	\$ 398,035
Special Education Cluster:		
Special Education - Grants to States	84.027	272,207
Special Education - Preschool Grants	84.173	8,138
Total Special Education Cluster		<u>280,345</u>
Rural Education	84.358	16,441
Student Support and Academic Enrichment Program	84.424	<u>26,242</u>
Total U.S. Department of Education		<u>721,063</u>
U.S. DEPARTMENT OF AGRICULTURE		
<i>Passed Through Ohio Department of Education</i>		
Child Nutrition Cluster:		
Cash Assistance		
School Breakfast Program	10.553	113,646
National School Lunch Program	10.555	191,361
		<u>305,007</u>
Non-Cash Assistance (Food Distribution)		
National School Lunch Program	10.555	36,861
Total Child Nutrition Cluster		<u>341,868</u>
Total U.S. Department of Agriculture		<u>341,868</u>
Total Expenditures of Federal Awards		<u>\$ 1,062,931</u>

The accompanying notes are an integral part of this schedule.

**NORTHMOR LOCAL SCHOOL DISTRICT
MORROW COUNTY**

**NOTES TO THE SCHEDULE OF EXPENDITURES OF FEDERAL AWARDS
2 CFR 200.510(b)(6)
FOR THE YEAR ENDED JUNE 30, 2019**

NOTE A – BASIS OF PRESENTATION

The accompanying Schedule of Expenditures of Federal Awards (the Schedule) includes the federal award activity of Northmor Local School District, Morrow County, Ohio, (the District) under programs of the federal government for the year ended June 30, 2019. The information on this Schedule is prepared in accordance with the requirements of Title 2 U.S. *Code of Federal Regulations* Part 200, *Uniform Administrative Requirements, Cost Principles, and Audit Requirements for Federal Awards* (Uniform Guidance). Because the Schedule presents only a selected portion of the operations of the District, it is not intended to and does not present the financial position or changes in net position of the District.

NOTE B – SUMMARY OF SIGNIFICANT ACCOUNTING POLICIES

Expenditures reported on the Schedule are reported on the cash basis of accounting. Such expenditures are recognized following the cost principles contained in Uniform Guidance wherein certain types of expenditures may or may not be allowable or may be limited as to reimbursement.

NOTE C – INDIRECT COST RATE

The District has elected not to use the 10-percent de minimis indirect cost rate as allowed under the Uniform Guidance.

NOTE D - CHILD NUTRITION CLUSTER

The District commingles cash receipts from the U.S. Department of Agriculture with similar State grants. When reporting expenditures on this Schedule, the District assumes it expends federal monies first.

NOTE E – FOOD DONATION PROGRAM

The District reports commodities consumed on the Schedule at the entitlement value. The District allocated donated food commodities to the respective program that benefitted from the use of those donated food commodities.

OHIO AUDITOR OF STATE KEITH FABER



88 East Broad Street, 5th Floor
Columbus, Ohio 43215-3506
(614) 466-3402 or (800) 443-9275
CentralRegion@ohioauditor.gov

INDEPENDENT AUDITOR'S REPORT ON INTERNAL CONTROL OVER FINANCIAL REPORTING AND ON COMPLIANCE AND OTHER MATTERS REQUIRED BY GOVERNMENT AUDITING STANDARDS

Northmor Local School District
Morrow County
5247 County Road 29
Galion, Ohio 44833

To the Board of Education:

We have audited, in accordance with auditing standards generally accepted in the United States and the Comptroller General of the United States' *Government Auditing Standards*, the financial statements of the governmental activities, each major fund, and the aggregate remaining fund information of the Northmor Local School District, Morrow County, Ohio (the District), as of and for the year ended June 30, 2019, and the related notes to the financial statements, which collectively comprise the District's basic financial statements and have issued our report thereon dated February 10, 2020.

Internal Control Over Financial Reporting

As part of our financial statement audit, we considered the District's internal control over financial reporting (internal control) to determine the audit procedures appropriate in the circumstances to the extent necessary to support our opinions on the financial statements, but not to the extent necessary to opine on the effectiveness of the District's internal control. Accordingly, we have not opined on it.

A *deficiency in internal control* exists when the design or operation of a control does not allow management or employees, when performing their assigned functions, to prevent, or detect and timely correct misstatements. A *material weakness* is a deficiency, or combination of internal control deficiencies resulting in a reasonable possibility that internal control will not prevent or detect and timely correct a material misstatement of the District's financial statements. A *significant deficiency* is a deficiency, or a combination of deficiencies, in internal control that is less severe than a material weakness, yet important enough to merit attention by those charged with governance.

Our consideration of internal control was for the limited purpose described in the first paragraph of this section and was not designed to identify all internal control deficiencies that might be material weaknesses or significant deficiencies. Given these limitations, we did not identify any deficiencies in internal control that we consider material weaknesses. However, unidentified material weaknesses may exist.

Compliance and Other Matters

As part of reasonably assuring whether the District's financial statements are free of material misstatement, we tested its compliance with certain provisions of laws, regulations, contracts, and grant agreements, noncompliance with which could directly and materially affect the determination of financial statement amounts. However, opining on compliance with those provisions was not an objective of our audit and accordingly, we do not express an opinion. The results of our tests disclosed no instances of noncompliance or other matters we must report under *Government Auditing Standards*.

Purpose of this Report

This report only describes the scope of our internal control and compliance testing and our testing results, and does not opine on the effectiveness of the District's internal control or on compliance. This report is an integral part of an audit performed under *Government Auditing Standards* in considering the District's internal control and compliance. Accordingly, this report is not suitable for any other purpose.



Keith Faber
Auditor of State

Columbus, Ohio

February 10, 2020

OHIO AUDITOR OF STATE KEITH FABER



88 East Broad Street, 5th Floor
Columbus, Ohio 43215-3506
(614) 466-3402 or (800) 443-9275
CentralRegion@ohioauditor.gov

INDEPENDENT AUDITOR'S REPORT ON COMPLIANCE WITH REQUIREMENTS APPLICABLE TO THE MAJOR FEDERAL PROGRAM AND ON INTERNAL CONTROL OVER COMPLIANCE REQUIRED BY THE UNIFORM GUIDANCE

Northmor Local School District
Morrow County
5247 County Road 29
Galion, Ohio 44833

To the Board of Education:

Report on Compliance for the Major Federal Program

We have audited the Northmor Local School District's, Morrow County, Ohio (the District's), compliance with the applicable requirements described in the U.S. Office of Management and Budget (OMB) *Compliance Supplement* that could directly and materially affect the District's major federal program for the year ended June 30, 2019. The *Summary of Auditor's Results* in the accompanying schedule of findings identifies the District's major federal program.

Management's Responsibility

The District's Management is responsible for complying with federal statutes, regulations, and the terms and conditions of its federal award applicable to its federal programs.

Auditor's Responsibility

Our responsibility is to opine on the District's compliance for the District's major federal program based on our audit of the applicable compliance requirements referred to above. Our compliance audit followed auditing standards generally accepted in the United States of America; the standards for financial audits included in the Comptroller General of the United States' *Government Auditing Standards*; and the audit requirements of Title 2 U.S. *Code of Federal Regulations* Part 200, *Uniform Administrative Requirements, Cost Principles, and Audit Requirements for Federal Awards* (Uniform Guidance). These standards and the Uniform Guidance require us to plan and perform the audit to reasonably assure whether noncompliance with the applicable compliance requirements referred to above that could directly and materially affect a major federal program occurred. An audit includes examining, on a test basis, evidence about the District's compliance with those requirements and performing such other procedures as we considered necessary in the circumstances.

We believe our audit provides a reasonable basis for our compliance opinion on the District's major program. However, our audit does not provide a legal determination of the District's compliance.

Opinion on the Major Federal Program

In our opinion, the Northmor Local School District, Morrow County, Ohio complied, in all material respects with the compliance requirements referred to above that could directly and materially affect its major federal program for the year ended June 30, 2019.

Report on Internal Control Over Compliance

The District's management is responsible for establishing and maintaining effective internal control over compliance with the applicable compliance requirements referred to above. In planning and performing our compliance audit, we considered the District's internal control over compliance with the applicable requirements that could directly and materially affect a major federal program, to determine our auditing procedures appropriate for opining on the major federal program's compliance and to test and report on internal control over compliance in accordance with the Uniform Guidance, but not to the extent needed to opine on the effectiveness of internal control over compliance. Accordingly, we have not opined on the effectiveness of the District's internal control over compliance.

A deficiency in internal control over compliance exists when the design or operation of a control over compliance does not allow management or employees, when performing their assigned functions, to prevent, or to timely detect and correct, noncompliance with a federal program's applicable compliance requirement. *A material weakness in internal control over compliance* is a deficiency, or combination of deficiencies, in internal control over compliance, such that there is a reasonable possibility that material noncompliance with a federal program compliance requirement will not be prevented, or timely detected and corrected. *A significant deficiency in internal control over compliance* is a deficiency, or a combination of deficiencies, in internal control over compliance with federal program's applicable compliance requirement that is less severe than a material weakness in internal control over compliance, yet important enough to merit attention by those charged with governance.

Our consideration of internal control over compliance was for the limited purpose described in the first paragraph of this section and would not necessarily identify all deficiencies in internal control over compliance that might be material weaknesses or significant deficiencies. We did not identify any deficiencies in internal control over compliance that we consider to be material weaknesses. However, material weaknesses may exist that have not been identified.

This report only describes the scope of our internal control over compliance tests and the results of this testing based on Uniform Guidance requirements. Accordingly, this report is not suitable for any other purpose.



Keith Faber
Auditor of State

Columbus, Ohio

February 10, 2020

**NORTHMOR LOCAL SCHOOL DISTRICT
MORROW COUNTY**

**SCHEDULE OF FINDINGS
2 CFR § 200.515
JUNE 30, 2019**

1. SUMMARY OF AUDITOR'S RESULTS

(d)(1)(i)	Type of Financial Statement Opinion	Unmodified
(d)(1)(ii)	Were there any material weaknesses in internal control reported at the financial statement level (GAGAS)?	No
(d)(1)(ii)	Were there any significant deficiencies in internal control reported at the financial statement level (GAGAS)?	No
(d)(1)(iii)	Was there any reported material noncompliance at the financial statement level (GAGAS)?	No
(d)(1)(iv)	Were there any material weaknesses in internal control reported for major federal programs?	No
(d)(1)(iv)	Were there any significant deficiencies in internal control reported for major federal programs?	No
(d)(1)(v)	Type of Major Programs' Compliance Opinion	Unmodified
(d)(1)(vi)	Are there any reportable findings under 2 CFR § 200.516(a)?	No
(d)(1)(vii)	Major Programs (list):	Special Education Cluster
(d)(1)(viii)	Dollar Threshold: Type A/B Programs	Type A: > \$ 750,000 Type B: all others
(d)(1)(ix)	Low Risk Auditee under 2 CFR §200.520?	Yes

**2. FINDINGS RELATED TO THE FINANCIAL STATEMENTS
REQUIRED TO BE REPORTED IN ACCORDANCE WITH GAGAS**

None.

3. FINDINGS FOR FEDERAL AWARDS

None.

This page intentionally left blank.

OHIO AUDITOR OF STATE
KEITH FABER



NORTHMOR LOCAL SCHOOL DISTRICT

MORROW COUNTY

CLERK'S CERTIFICATION

This is a true and correct copy of the report which is required to be filed in the Office of the Auditor of State pursuant to Section 117.26, Revised Code, and which is filed in Columbus, Ohio.

Susan Babbitt

CLERK OF THE BUREAU

**CERTIFIED
MARCH 3, 2020**