



OHIO AUDITOR OF STATE
KEITH FABER



**GIRARD CITY SCHOOL DISTRICT
TRUMBULL COUNTY
JUNE 30, 2019**

TABLE OF CONTENTS

TITLE	PAGE
Independent Auditor's Report	1
Prepared by Management:	
Management's Discussion and Analysis	5
Basic Financial Statements:	
Government-wide Financial Statements:	
Statement of Net Position	15
Statement of Activities.....	16
Fund Financial Statements:	
Balance Sheet	
Governmental Funds	17
Reconciliation of Total Governmental Fund Balances to Net Position of Governmental Activities	18
Statement of Revenues, Expenditures and Changes in Fund Balances Governmental Funds	19
Reconciliation of the Statement of Revenues, Expenditures and Changes in Fund Balances of Governmental Funds to the Statement of Activities.....	20
Statement of Revenues, Expenditures and Changes in Fund Balance - Budget (Non-GAAP Basis) and Actual General Fund.....	21
Statement of Fiduciary Net Position - Fiduciary Funds	22
Statement of Changes in Fiduciary Net Position - Fiduciary Funds	23
Notes to the Basic Financial Statements	25

**GIRARD CITY SCHOOL DISTRICT
TRUMBULL COUNTY
JUNE 30, 2019**

**TABLE OF CONTENTS
(Continued)**

TITLE	PAGE
Required Supplementary Information:	
Schedule of the District's Proportionate Share of the Net Pension Liability (SERS)	66
Schedule of the District's Proportionate Share of the Net Pension Liability (STRS)	68
Schedule of District Pension Contributions (SERS)	70
Schedule of District Pension Contributions (STRS).....	72
Schedule of the District's Proportionate Share of the Net OPEB Liability (SERS)	74
Schedule of the District's Proportionate Share of the Net OPEB Liability/Asset (STRS)	75
Schedule of District OPEB Contributions (SERS)	76
Schedule of District OPEB Contributions (STRS).....	78
Notes to Required Supplementary Information	80
Schedule of Expenditures of Federal Awards	83
Notes to the Schedule of Expenditures of Federal Awards.....	84
Independent Auditor's Report on Internal Control Over Financial Reporting and on Compliance and Other Matters Required by <i>Government Auditing Standards</i>	85
Independent Auditor's Report on Compliance with Requirements Applicable to the Major Federal Program and on Internal Control Over Compliance Required by the Uniform Guidance.....	87
Schedule of Findings.....	89
Prepared by Management:	
Summary Schedule of Prior Audit Findings	91

OHIO AUDITOR OF STATE KEITH FABER



101 Central Plaza South
700 Chase Tower
Canton, Ohio 44702-1509
(330) 438-0617 or (800) 443-9272
EastRegion@ohioauditor.gov

INDEPENDENT AUDITOR'S REPORT

Girard City School District
Trumbull County
100 West Main Street, Suite 2
Girard, Ohio 44420

To the Board of Education:

Report on the Financial Statements

We have audited the accompanying financial statements of the governmental activities, each major fund, and the aggregate remaining fund information of the Girard City School District, Trumbull County, Ohio (the District), as of and for the year ended June 30, 2019, and the related notes to the financial statements, which collectively comprise the District's basic financial statements as listed in the table of contents.

Management's Responsibility for the Financial Statements

Management is responsible for preparing and fairly presenting these financial statements in accordance with accounting principles generally accepted in the United States of America; this includes designing, implementing, and maintaining internal control relevant to preparing and fairly presenting financial statements that are free from material misstatement, whether due to fraud or error.

Auditor's Responsibility

Our responsibility is to opine on these financial statements based on our audit. We audited in accordance with auditing standards generally accepted in the United States of America and the financial audit standards in the Comptroller General of the United States' *Government Auditing Standards*. Those standards require us to plan and perform the audit to reasonably assure the financial statements are free from material misstatement.

An audit requires obtaining evidence about financial statement amounts and disclosures. The procedures selected depend on our judgment, including assessing the risks of material financial statement misstatement, whether due to fraud or error. In assessing those risks, we consider internal control relevant to the District's preparation and fair presentation of the financial statements in order to design audit procedures that are appropriate in the circumstances, but not to the extent needed to opine on the effectiveness of the District's internal control. Accordingly, we express no such opinion. An audit also includes evaluating the appropriateness of management's accounting policies and the reasonableness of their significant accounting estimates, as well as our evaluation of the overall financial statement presentation.

We believe the audit evidence we obtained is sufficient and appropriate to support our audit opinions.

Opinion

In our opinion, the financial statements referred to above present fairly, in all material respects, the respective financial position of the governmental activities, each major fund, and the aggregate remaining fund information of the Girard City School District, Trumbull County, Ohio, as of June 30, 2019, and the respective changes in financial position thereof and the budgetary comparison for the General Fund thereof for the year then ended in accordance with the accounting principles generally accepted in the United States of America.

Other Matters

Required Supplementary Information

Accounting principles generally accepted in the United States of America require this presentation to include *management's discussion and analysis*, and schedules of net pension and other post-employment benefit liabilities and pension and other post-employment benefit contributions listed in the table of contents, to supplement the basic financial statements. Although this information is not part of the basic financial statements, the Governmental Accounting Standards Board considers it essential for placing the basic financial statements in an appropriate operational, economic, or historical context. We applied certain limited procedures to the required supplementary information in accordance with auditing standards generally accepted in the United States of America, consisting of inquiries of management about the methods of preparing the information and comparing the information for consistency with management's responses to our inquiries, to the basic financial statements, and other knowledge we obtained during our audit of the basic financial statements. We do not opine or provide any assurance on the information because the limited procedures do not provide us with sufficient evidence to opine or provide any other assurance.

Supplementary and Other Information

Our audit was conducted to opine on the District's basic financial statements taken as a whole.

The Schedule of Expenditures of Federal Awards presents additional analysis as required by Title 2 U.S. Code of Federal Regulations (CFR) Part 200, Uniform Administrative Requirements, Cost Principles, and Audit Requirements for Federal Awards and is not a required part of the financial statements.

The schedule is management's responsibility, and derives from and relates directly to the underlying accounting and other records used to prepare the basic financial statements. We subjected this information to the auditing procedures we applied to the basic financial statements. We also applied certain additional procedures, including comparing and reconciling this information directly to the underlying accounting and other records used to prepare the basic financial statements or to the basic financial statements themselves in accordance with auditing standards generally accepted in the United States of America. In our opinion, this information is fairly stated in all material respects in relation to the basic financial statements taken as a whole.

Other Reporting Required by Government Auditing Standards

In accordance with *Government Auditing Standards*, we have also issued our report dated February 20, 2020, on our consideration of the District's internal control over financial reporting and our tests of its compliance with certain provisions of laws, regulations, contracts and grant agreements and other matters. That report describes the scope of our internal control testing over financial reporting and compliance, and the results of that testing, and does not opine on internal control over financial reporting or on compliance. That report is an integral part of an audit performed in accordance with *Government Auditing Standards* in considering the District's internal control over financial reporting and compliance.

A handwritten signature in black ink that reads "Keith Faber". The signature is written in a cursive, flowing style.

Keith Faber
Auditor of State

Columbus, Ohio

February 20, 2020

This page intentionally left blank.

**GIRARD CITY SCHOOL DISTRICT
TRUMBULL COUNTY, OHIO**

MANAGEMENT'S DISCUSSION AND ANALYSIS
FOR THE FISCAL YEAR ENDED JUNE 30, 2019
(UNAUDITED)

The management's discussion and analysis of the Girard City School District's (the "District") financial performance provides an overall review of the District's financial activities for the fiscal year ended June 30, 2019. The intent of this discussion and analysis is to look at the District's financial performance as a whole; readers should also review the basic financial statements and the notes to the basic financial statements to enhance their understanding of the District's financial performance.

Financial Highlights

Key financial highlights for fiscal year 2019 are as follows:

- In total, net position of governmental activities increased \$3,154,195 which represents a 21.01% increase from 2018's balance.
- General revenues accounted for \$19,202,715 in revenue or 78.31% of all revenues. Program specific revenues in the form of charges for services and sales, grants and contributions accounted for \$5,317,947 or 21.69% of total revenues of \$24,520,662.
- The District had \$21,366,467 in expenses related to governmental activities; only \$5,317,947 of these expenses was offset by program specific charges for services, grants or contributions. General revenues supporting governmental activities (primarily taxes and unrestricted grants and entitlements) of \$19,202,715 were adequate to provide for these programs.
- The District's major governmental funds are the general fund and the bond retirement fund. The general fund had \$20,927,205 in revenues and \$19,682,416 in expenditures. During fiscal year 2019, the general fund's fund balance increased \$1,244,789 from a balance of \$12,015,365 to \$13,260,154.
- The bond retirement fund had \$1,003,398 in revenues and \$973,225 in expenditures. During fiscal year 2019, the bond retirement fund's fund balance increased \$30,173 from \$413,660 to \$443,833.

Using the Basic Financial Statements (BFS)

This annual report consists of a series of financial statements and notes to those statements. These statements are organized so the reader can understand the District as a financial whole, an entire operating entity. The statements then proceed to provide an increasingly detailed look at specific financial activities.

The *statement of net position* and *statement of activities* provide information about the activities of the whole District, presenting both an aggregate view of the District's finances and a longer-term view of those finances. Fund financial statements provide the next level of detail. For governmental funds, these statements tell how services were financed in the short-term as well as what remains for future spending. The fund financial statements also look at the District's most significant funds with all other nonmajor funds presented in total in one column. In the case of the District, the general and bond retirement funds are by far the most significant funds, and the only governmental funds reported as major funds.

**GIRARD CITY SCHOOL DISTRICT
TRUMBULL COUNTY, OHIO**

MANAGEMENT'S DISCUSSION AND ANALYSIS
FOR THE FISCAL YEAR ENDED JUNE 30, 2019
(UNAUDITED)

Reporting the District as a Whole

Statement of Net Position and the Statement of Activities

While this document contains the large number of funds used by the District to provide programs and activities, the view of the District as a whole looks at all financial transactions and asks the question, "How did we do financially during 2019?" The statement of net position and the statement of activities answer this question. These statements include all assets, deferred outflows, liabilities, deferred inflows, revenues and expenses using the accrual basis of accounting similar to the accounting used by most private-sector companies. This basis of accounting will take into account all of the current year's revenues and expenses regardless of when cash is received or paid.

These two statements report the District's *net position* and changes in net position. This change in net position is important because it tells the reader that, for the District as a whole, the *financial position* of the District has improved or diminished. The causes of this change may be the result of many factors, some financial, some not. Non-financial factors include the District's property tax base, current property tax laws in Ohio restricting revenue growth, facility conditions, required educational programs and other factors.

In the statement of net position and the statement of activities, the governmental activities include the District's programs and services, including instruction, support services, operation and maintenance of plant, pupil transportation, extracurricular activities, and food service operations.

The District's statement of net position and statement of activities can be found on pages 15-16 of this report.

Reporting the District's Most Significant Funds

Fund Financial Statements

The analysis of the District's major governmental funds begins on page 12. Fund financial reports provide detailed information about the District's major funds. The District uses many funds to account for a multitude of financial transactions. However, these fund financial statements focus on the District's most significant funds. The District's major governmental funds are the general fund and the bond retirement fund.

Governmental Funds

All of the District's non-fiduciary activities are reported in governmental funds, which focus on how money flows into and out of those funds and the balances left at year-end available for spending in future periods. These funds are reported using an accounting method called *modified accrual* accounting, which measures cash and all other *financial assets* that can readily be converted to cash. The governmental fund financial statements provide a detailed *short-term* view of the District's general government operations and the basic services it provides. Governmental fund information helps you determine whether there are more or fewer financial resources that can be spent in the near future to finance educational programs. The relationship (or differences) between governmental *activities* (reported in the statement of net position and the statement of activities) and governmental *funds* is reconciled in the basic financial statements. The basic governmental fund financial statements can be found on pages 17-21 of this report.

Reporting the District's Fiduciary Responsibilities

The District is the trustee, or fiduciary, for its scholarship programs. This activity is presented as a private-purpose trust fund. The District also acts in a trustee capacity as an agent for individuals. These activities are reported in an agency fund. All of the District's fiduciary activities are reported in separate statements of fiduciary net position and changes in fiduciary net position on pages 22 and 23. These activities are excluded from the District's other financial statements because the assets cannot be utilized by the District to finance its operations.

**GIRARD CITY SCHOOL DISTRICT
TRUMBULL COUNTY, OHIO**

MANAGEMENT'S DISCUSSION AND ANALYSIS
FOR THE FISCAL YEAR ENDED JUNE 30, 2019
(UNAUDITED)

Notes to the Basic Financial Statements

The notes provide additional information that is essential to a full understanding of the data provided in the government-wide and fund financial statements. These notes to the basic financial statements can be found on pages 25-64 of this report.

Required Supplementary Information

In addition to the basic financial statements and accompanying notes, this report also presents certain required supplementary information concerning the District's net pension liability and net OPEB liability/asset. The required supplementary information can be found on pages 66-81 of this report.

The District as a Whole

The statement of net position provides the perspective of the District as a whole. The table below provides a summary of the District's net position at June 30, 2019 and June 30, 2018.

	Net Position	
	Governmental Activities	Governmental Activities
	<u>2019</u>	<u>2018</u>
<u>Assets</u>		
Current and other assets	\$ 27,307,085	\$ 25,326,678
Net OPEB asset	1,174,698	-
Capital assets, net	<u>25,927,252</u>	<u>27,169,688</u>
Total assets	<u>54,409,035</u>	<u>52,496,366</u>
<u>Deferred Outflows of Resources</u>		
Unamortized deferred charges on debt refunding	130,904	155,356
Pension	6,020,016	6,694,783
OPEB	<u>384,010</u>	<u>243,539</u>
Total deferred outflows of resources	<u>6,534,930</u>	<u>7,093,678</u>
<u>Liabilities</u>		
Current liabilities	2,564,996	2,346,433
Long-term liabilities:		
Due within one year	892,232	822,257
Due in more than one year:		
Net pension liability	20,239,519	20,839,292
Net OPEB Liability	2,040,526	4,664,814
Other amounts	<u>7,545,384</u>	<u>8,352,247</u>
Total liabilities	<u>33,282,657</u>	<u>37,025,043</u>
<u>Deferred Inflows of Resources</u>		
Property taxes and PILOTs levied for next year	6,257,011	6,250,927
Pension	1,237,710	764,875
OPEB	<u>1,996,666</u>	<u>533,473</u>
Total deferred inflows of resources	<u>9,491,387</u>	<u>7,549,275</u>
<u>Net Position</u>		
Net investment in capital assets	19,614,190	20,175,012
Restricted	3,332,864	3,225,690
Unrestricted (deficit)	<u>(4,777,133)</u>	<u>(8,384,976)</u>
Total net position	<u>\$ 18,169,921</u>	<u>\$ 15,015,726</u>

**GIRARD CITY SCHOOL DISTRICT
TRUMBULL COUNTY, OHIO**

MANAGEMENT'S DISCUSSION AND ANALYSIS
FOR THE FISCAL YEAR ENDED JUNE 30, 2019
(UNAUDITED)

The net pension liability (NPL) is the largest single liability reported by the District at June 30, 2019 and is reported pursuant to GASB Statement 68, "Accounting and Financial Reporting for Pensions—an Amendment of GASB Statement 27." The District adopted GASB Statement 75, "Accounting and Financial Reporting for Postemployment Benefits Other Than Pensions," which significantly revises accounting for costs and liabilities related to other postemployment benefits (OPEB). For reasons discussed below, many end users of this financial statement will gain a clearer understanding of the District's actual financial condition by adding deferred inflows related to pension and OPEB, the net pension liability and the net OPEB liability to the reported net position and subtracting deferred outflows related to pension and OPEB and net OPEB asset.

Governmental Accounting Standards Board standards are national and apply to all government financial reports prepared in accordance with generally accepted accounting principles. Prior accounting for pensions (GASB 27) and postemployment benefits (GASB 45) focused on a funding approach. This approach limited pension and OPEB costs to contributions annually required by law, which may or may not be sufficient to fully fund each plan's *net pension liability* or *net OPEB liability*. GASB 68 and GASB 75 take an earnings approach to pension and OPEB accounting; however, the nature of Ohio's statewide pension/OPEB plans and state law governing those systems requires additional explanation in order to properly understand the information presented in these statements.

GASB 68 and GASB 75 require the net pension liability and the net OPEB liability to equal the District's proportionate share of each plan's collective:

1. Present value of estimated future pension/OPEB benefits attributable to active and inactive employees' past service.
2. Minus plan assets available to pay these benefits.

GASB notes that pension and OPEB obligations, whether funded or unfunded, are part of the "employment exchange" – that is, the employee is trading his or her labor in exchange for wages, benefits, and the promise of a future pension and other postemployment benefits. GASB noted that the unfunded portion of this promise is a present obligation of the government, part of a bargained-for benefit to the employee, and should accordingly be reported by the government as a liability since they received the benefit of the exchange. However, the District is not responsible for certain key factors affecting the balance of these liabilities. In Ohio, the employee shares the obligation of funding pension benefits with the employer. Both employer and employee contribution rates are capped by State statute. A change in these caps requires action of both Houses of the General Assembly and approval of the Governor. Benefit provisions are also determined by State statute. The Ohio Revised Code permits, but does not require, the retirement systems to provide healthcare to eligible benefit recipients. The retirement systems may allocate a portion of the employer contributions to provide for these OPEB benefits.

The employee enters the employment exchange with the knowledge that the employer's promise is limited not by contract but by law. The employer enters the exchange also knowing that there is a specific, legal limit to its contribution to the retirement system. In Ohio, there is no legal means to enforce the unfunded liability of the pension/OPEB plan *as against the public employer*. State law operates to mitigate/lessen the moral obligation of the public employer to the employee, because all parties enter the employment exchange with notice as to the law. The retirement system is responsible for the administration of the pension and OPEB plans.

Most long-term liabilities have set repayment schedules or, in the case of compensated absences (i.e. sick and vacation leave), are satisfied through paid time-off or termination payments. There is no repayment schedule for the net pension liability or the net OPEB liability. As explained above, changes in benefits, contribution rates, and return on investments affect the balance of these liabilities but are outside the control of the local government. In the event that contributions, investment returns, and other changes are insufficient to keep up with required payments, State statute does not assign/identify the responsible party for the unfunded portion. Due to the unique nature of how the net pension liability and the net OPEB liability are satisfied, these liabilities are separately identified within the long-term liability section of the statement of net position.

**GIRARD CITY SCHOOL DISTRICT
TRUMBULL COUNTY, OHIO**

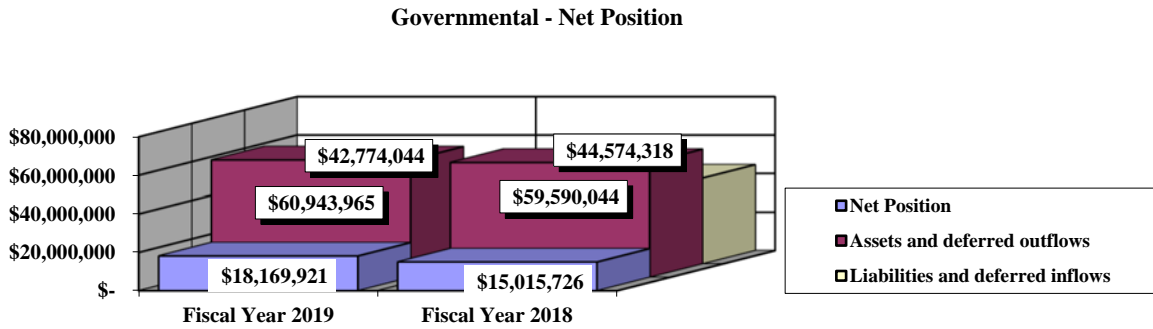
**MANAGEMENT'S DISCUSSION AND ANALYSIS
FOR THE FISCAL YEAR ENDED JUNE 30, 2019
(UNAUDITED)**

In accordance with GASB 68 and GASB 75, the District's statements prepared on an accrual basis of accounting include an annual pension expense and an annual OPEB expense for their proportionate share of each plan's *change* in net pension liability and net OPEB liability/asset, respectively, not accounted for as deferred inflows/outflows.

At year-end, capital assets represented 47.65% of total assets. Capital assets include land, construction in progress, land improvements, buildings and improvements, furniture and equipment and vehicles. The District's investment in capital assets at June 30, 2019, was \$19,614,190. These capital assets are used to provide services to the students and are not available for future spending. Although the District's investment in capital assets is reported net of related debt, it should be noted that the resources to repay the debt must be provided from other sources, since capital assets may not be used to liquidate these liabilities.

A portion of the District's net position, \$3,332,864 represents resources that are subject to external restriction on how they may be used. The remaining balance of unrestricted net position is a deficit of \$4,777,133.

The graph below presents the District's governmental activities assets, deferred outflows, liabilities, deferred inflows and net position at June 30, 2019 and June 30, 2018.



The table below shows the change in net position for fiscal years 2019 and 2018.

	Change in Net Position	
	Governmental Activities 2019	Governmental Activities 2018
<u>Revenues</u>		
Program revenues:		
Charges for services and sales	\$ 1,960,819	\$ 1,643,632
Operating grants and contributions	3,357,128	2,943,522
General revenues:		
Property taxes	5,197,137	4,825,388
Payment in lieu of taxes	1,273,021	1,301,885
Grants and entitlements	12,125,411	11,898,094
Investment earnings	435,173	229,276
Other	171,973	193,411
Total revenues	<u>24,520,662</u>	<u>23,035,208</u>

-Continued

**GIRARD CITY SCHOOL DISTRICT
TRUMBULL COUNTY, OHIO**

MANAGEMENT'S DISCUSSION AND ANALYSIS
FOR THE FISCAL YEAR ENDED JUNE 30, 2019
(UNAUDITED)

<u>Expenses</u>	Change in Net Position (Continued)	
	Governmental Activities	Governmental Activities
	<u>2019</u>	<u>2018</u>
Program expenses:		
Instruction:		
Regular	\$ 7,922,902	\$ 4,568,539
Special	2,840,625	1,612,284
Vocational	98,953	59,646
Other	1,756,910	1,353,671
Support services:		
Pupil	1,104,641	633,788
Instructional staff	77,782	60,877
Board of education	27,250	21,368
Administration	1,968,640	999,530
Fiscal	666,121	512,369
Operations and maintenance	1,983,084	1,283,646
Pupil transportation	720,200	448,698
Central	4,000	-
Operation of non-instructional services:		
Food service operations	749,899	483,586
Other non-instructional services	303,898	346,529
Extracurricular activities	852,067	563,089
Interest and fiscal charges	<u>289,495</u>	<u>312,452</u>
 Total expenses	 <u>21,366,467</u>	 <u>13,260,072</u>
 Change in net position	 3,154,195	 9,775,136
 Net position at beginning of year	 <u>15,015,726</u>	 <u>5,240,590</u>
 Net position at end of year	 <u>\$ 18,169,921</u>	 <u>\$ 15,015,726</u>

Governmental Activities

Net position of the District's governmental activities increased \$3,154,195. Total governmental expenses of \$21,366,467 were offset by program revenues of \$5,317,947 and general revenues of \$19,202,715. Program revenues supported 24.89% of the total governmental expenses.

Expenses of the governmental activities increased \$8,106,395 or 61.13%. This increase is primarily the result of the State Teachers Retirement System (STRS) indefinitely suspending the Cost of Living Adjustment ("COLA") and the School Employees Retirement System (SERS) lowering the COLA from 3.00% to 2.50% in fiscal year 2018. The expenses of the governmental activities are comparable to fiscal year 2017 expenses before the STRS and SERS COLA adjustments.

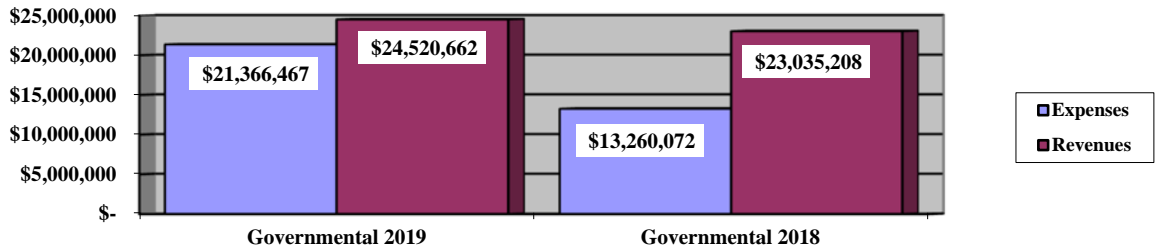
The primary sources of revenue for governmental activities are derived from property taxes and unrestricted grants and entitlements. These two revenue sources represent 70.64% of total governmental revenue. Real estate property is reappraised every six years.

**GIRARD CITY SCHOOL DISTRICT
TRUMBULL COUNTY, OHIO**

MANAGEMENT'S DISCUSSION AND ANALYSIS
FOR THE FISCAL YEAR ENDED JUNE 30, 2019
(UNAUDITED)

The graph below presents the District's governmental activities revenues and expenses for fiscal years 2019 and 2018.

Governmental Activities - Revenues and Expenses



The statement of activities shows the cost of program services and the charges for services and grants offsetting those services. The following table shows, for governmental activities, the total cost of services and the net cost of services for fiscal years 2019 and 2018. That is, it identifies the cost of these services supported by tax revenue and unrestricted State grants and entitlements.

Governmental Activities

	Total Cost of Services 2019	Net Cost of Services 2019	Total Cost of Services 2018	Net Cost of Services 2018
Program expenses				
Instruction:				
Regular	\$ 7,922,902	\$ 6,201,604	\$ 4,568,539	\$ 3,179,273
Special	2,840,625	765,453	1,612,284	(189,596)
Vocational	98,953	61,170	59,646	21,703
Other	1,756,910	1,756,910	1,353,671	1,353,671
Support services:				
Pupil	1,104,641	920,739	633,788	473,902
Instructional staff	77,782	74,809	60,877	45,996
Board of education	27,250	27,250	21,368	21,368
Administration	1,968,640	1,968,640	999,530	998,318
Fiscal	666,121	666,121	512,369	512,369
Operations and maintenance	1,983,084	1,983,084	1,283,646	1,235,146
Pupil transportation	720,200	707,133	448,698	447,325
Central	4,000	4,000	-	-
Operation of non-instructional services:				
Food service operations	749,899	(1,997)	483,586	(238,884)
Other non-instructional services	303,898	(98,285)	346,529	41,002
Extracurricular activities	852,067	722,394	563,089	458,873
Interest and fiscal charges	289,495	289,495	312,452	312,452
Total expenses	<u>\$ 21,366,467</u>	<u>\$ 16,048,520</u>	<u>\$ 13,260,072</u>	<u>\$ 8,672,918</u>

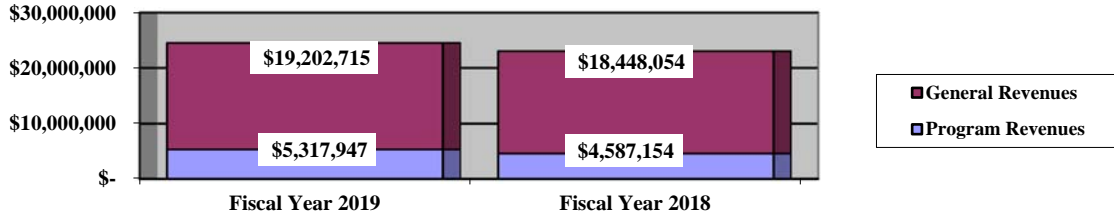
The dependence upon tax and other general revenues for governmental activities is apparent as 69.62% of instruction activities are supported through taxes and other general revenues. For all governmental activities, general revenue support is 75.11%. The District's taxpayers and unrestricted grants and entitlements from the State of Ohio are by far the primary support for District's students.

The graph below presents the District's governmental activities revenue for fiscal years 2019 and 2018.

**GIRARD CITY SCHOOL DISTRICT
TRUMBULL COUNTY, OHIO**

MANAGEMENT'S DISCUSSION AND ANALYSIS
FOR THE FISCAL YEAR ENDED JUNE 30, 2019
(UNAUDITED)

Governmental Activities - General and Program Revenues



The District's Funds

The District's governmental funds (as presented on the balance sheet on page 17) reported a combined fund balance of \$17,318,437, which is more than last year's total of \$15,848,008. The schedule below indicates the fund balance and the total change in fund balance as of June 30, 2019 and 2018.

	Fund Balance June 30, 2019	Fund Balance June 30, 2018	Change
General	\$ 13,260,154	\$ 12,015,365	\$ 1,244,789
Bond retirement	443,833	413,660	30,173
Other governmental	3,614,450	3,418,983	195,467
Total	\$ 17,318,437	\$ 15,848,008	\$ 1,470,429

General Fund

The District's general fund balance increased \$1,244,789. The table that follows assists in illustrating the financial activities and fund balance of the general fund.

	2019 Amount	2018 Amount	Change	Percentage Change
<u>Revenues</u>				
Taxes	\$ 5,274,885	\$ 5,183,379	\$ 91,506	1.77 %
Tuition	1,657,692	1,327,610	330,082	24.86 %
Earnings on investments	435,173	229,276	205,897	89.80 %
Intergovernmental	13,374,659	12,908,333	466,326	3.61 %
Other revenues	184,796	246,321	(61,525)	(24.98) %
Total	\$ 20,927,205	\$ 19,894,919	\$ 1,032,286	5.19 %
<u>Expenditures</u>				
Instruction	\$ 12,150,250	\$ 11,194,558	\$ 955,692	8.54 %
Support services	6,867,528	5,876,761	990,767	16.86 %
Extracurricular activities	624,276	618,257	6,019	0.97 %
Capital outlay	-	171,513	(171,513)	(100.00) %
Debt service	40,362	30,272	10,090	33.33 %
Total	\$ 19,682,416	\$ 17,891,361	\$ 1,791,055	10.01 %

**GIRARD CITY SCHOOL DISTRICT
TRUMBULL COUNTY, OHIO**

MANAGEMENT'S DISCUSSION AND ANALYSIS
FOR THE FISCAL YEAR ENDED JUNE 30, 2019
(UNAUDITED)

Overall revenues and expenditures of the general fund increased \$1,032,286 or 5.19% and increased \$1,791,055 or 10.01%, respectively. Tuition increased \$330,082 or 24.86% due to an increase in open enrollment in the current fiscal year. Earnings on investment increased \$205,897 or 89.80% due to an increase in interest rates in the current fiscal year. Instructional expenditures increased \$955,692 or 8.54% primarily due to an increase in regular and other instruction in the current fiscal year. Support services expenditure increased \$990,767 or 16.86% primarily due to an increase in administration and operations and maintenance services in the current fiscal year. All other revenues and expenditures remained comparable to the prior fiscal year.

Bond Retirement Fund

The bond retirement fund had \$1,003,398 in revenues and \$973,225 in expenditures. During fiscal year 2019, the bond retirement fund's fund balance increased \$30,173 from \$413,660 to \$443,833.

General Fund Budgeting Highlights

The District's budget is prepared according to Ohio law and is based on accounting for certain transactions on a basis of cash receipts, disbursements and encumbrances. The most significant budgeted fund is the general fund.

During the course of fiscal year 2019, the District amended its general fund budget numerous times. For the general fund, final budgeted revenues and other financing sources were \$20,546,225, which is more than the original budgeted revenues and other financing sources of \$19,477,976. This decrease was primarily due to a decrease in taxes, tuition, and earnings on investment revenues. Actual revenues and other financing sources for fiscal 2019 were \$20,602,012. This represents a \$55,787 increase from final budgeted revenues. General fund original appropriations (appropriated expenditures) were \$17,541,789. Final appropriations were increased to \$19,988,644. This increase was primarily due to an increase in instruction, support services, and operations and maintenance related expenditures. Actual budget basis expenditures remained the same as final appropriations for fiscal year 2019 of \$19,988,644.

Capital Assets and Debt Administration

Capital Assets

At the end of fiscal year 2019, the District had \$25,927,252 invested in land, construction in progress, land improvements, buildings and improvements, furniture and equipment, and vehicles. This entire amount is reported in governmental activities. The following table shows June 30, 2019 balances compared to June 30, 2018:

	Capital Assets at June 30 (Net of Depreciation)	
	<u>Governmental Activities</u>	
	<u>2019</u>	<u>2018</u>
Land	\$ 644,177	\$ 644,177
Construction in progress	84,113	-
Land improvements	2,578,117	2,810,834
Building and improvements	22,078,093	23,130,923
Furniture and equipment	367,448	352,556
Vehicles	175,304	231,198
Total	<u>\$ 25,927,252</u>	<u>\$ 27,169,688</u>

The overall the decrease in capital assets of \$1,242,436 is due to depreciation expense of \$1,486,122 being greater than additions of \$243,686.

See Note 8 to the basic financial statements for additional information on the District's capital assets.

**GIRARD CITY SCHOOL DISTRICT
TRUMBULL COUNTY, OHIO**

MANAGEMENT'S DISCUSSION AND ANALYSIS
FOR THE FISCAL YEAR ENDED JUNE 30, 2019
(UNAUDITED)

Debt Administration

At June 30, 2019 the District had \$6,924,183 in general obligation bonds and \$122,858 capital leases outstanding. Of this total, \$766,678 is due within one year and \$6,280,363 is due in more than one year.

The following table summarizes the debt outstanding:

Outstanding Debt, at Year End

	<u>Governmental Activities 2019</u>	<u>Governmental Activities 2018</u>
General obligation bonds:		
School Improvement Refunding Bonds	\$ 6,425,000	\$ 7,125,000
School Improvement Bonds	499,183	443,966
Capital Lease	<u>122,858</u>	<u>152,108</u>
Total	<u>\$ 7,047,041</u>	<u>\$ 7,721,074</u>

At June 30, 2019, the District's overall legal debt margin was \$6,325,686 with an unvoted debt margin of \$138,187.

See Note 9 to the basic financial statements for additional information on the District's debt administration.

Current Related Financial Activities

The Girard City School District has maintained the highest standards of service to our students, parents and community. Our school system is constantly presented with challenges and opportunities. National, state and local events economically affect the District and the surrounding area. The District continues to review and analyze the key factors which impact the District's financial condition.

The District has carefully managed its general fund budgets in order to optimize the dollars available for educating our students.

The District's five-year projections indicate that the natural budget cycle needs will require management to continually look for ways to manage costs in a rising environment. With fiscal prudence the recent fiscal year budgets have been carefully managed in order to minimize the increased costs.

Unstable enrollments caused by alternative educational sources, which do not have the same requirements, deprive the District of needed funds. Open enrollment, community schools, and other drains on the dollars available for school operations must be monitored by management of the District.

The District has committed itself to educational excellence for many years. The District is committed to living within its financial means, and working with the community it serves to obtain resources to support the best educational program possible now and into the future.

Contacting the District's Financial Management

This financial report is designed to provide our citizens, taxpayers and investors and creditors with a general overview of the District's finances and to show the District's accountability for the money it receives. If you have questions about this report or need additional financial information contact Mr. Mark Bello, CFO/Treasurer, Girard City School District, 100 W. Main St., Suite #2, Girard, Ohio 44420.

**GIRARD CITY SCHOOL DISTRICT
TRUMBULL COUNTY, OHIO**

STATEMENT OF NET POSITION
JUNE 30, 2019

	Governmental Activities
Assets:	
Equity in pooled cash and investments.	\$ 19,728,481
Receivables:	
Property taxes	6,027,338
Payment in lieu of taxes	1,273,021
Accounts.	4,782
Intergovernmental	203,036
Prepayments	57,141
Materials and supplies inventory.	3,045
Inventory held for resale.	10,241
Net OPEB asset	1,174,698
Capital assets:	
Nondepreciable capital assets	728,290
Depreciable capital assets, net.	25,198,962
Capital assets, net.	25,927,252
Total assets.	54,409,035
Deferred outflows of resources:	
Unamortized deferred charges on debt refunding	130,904
Pension	6,020,016
OPEB	384,010
Total deferred outflows of resources	6,534,930
Liabilities:	
Accounts payable.	121,255
Contracts payable.	3,129
Accrued wages and benefits payable	1,732,426
Intergovernmental payable	312,983
Pension and postemployment benefits payable.	375,832
Accrued interest payable	19,371
Long-term liabilities:	
Due within one year.	892,232
Due in more than one year:	
Net pension liability.	20,239,519
Net OPEB liability.	2,040,526
Other amounts due in more than one year	7,545,384
Total liabilities	33,282,657
Deferred inflows of resources:	
Property taxes levied for the next fiscal year.	4,983,990
Payment in lieu of taxes levied for the next fiscal year.	1,273,021
Pension	1,237,710
OPEB.	1,996,666
Total deferred inflows of resources	9,491,387
Net position:	
Net investment in capital assets	19,614,190
Restricted for:	
Capital projects	2,139,522
Classroom facilities maintenance.	537,694
Debt service.	227,003
State funded programs.	58,202
Student activities	181,805
Other purposes	188,638
Unrestricted (deficit)	(4,777,133)
Total net position.	\$ 18,169,921

SEE ACCOMPANYING NOTES TO THE BASIC FINANCIAL STATEMENTS

**GIRARD CITY SCHOOL DISTRICT
TRUMBULL COUNTY, OHIO**

STATEMENT OF ACTIVITIES
FOR THE FISCAL YEAR ENDED JUNE 30, 2019

	<u>Expenses</u>	<u>Program Revenues</u>		<u>Net (Expense) Revenue and Changes in Net Position Governmental Activities</u>
		<u>Charges for Services and Sales</u>	<u>Operating Grants and Contributions</u>	
Governmental activities:				
Instruction:				
Regular	\$ 7,922,902	\$ 1,657,804	\$ 63,494	\$ (6,201,604)
Special	2,840,625	-	2,075,172	(765,453)
Vocational	98,953	-	37,783	(61,170)
Other	1,756,910	-	-	(1,756,910)
Support services:				
Pupil.	1,104,641	-	183,902	(920,739)
Instructional staff	77,782	-	2,973	(74,809)
Board of education	27,250	-	-	(27,250)
Administration.	1,968,640	-	-	(1,968,640)
Fiscal.	666,121	-	-	(666,121)
Operations and maintenance	1,983,084	-	-	(1,983,084)
Pupil transportation.	720,200	6,079	6,988	(707,133)
Central	4,000	-	-	(4,000)
Operation of non-instructional services:				
Other non-instructional services	303,898	-	402,183	98,285
Food service operations	749,899	169,832	582,064	1,997
Extracurricular activities.	852,067	127,104	2,569	(722,394)
Interest and fiscal charges	289,495	-	-	(289,495)
Total governmental activities	\$ 21,366,467	\$ 1,960,819	\$ 3,357,128	(16,048,520)

General revenues:

Property taxes levied for:		
General purposes		4,120,743
Debt service.		891,062
Capital outlay.		139,098
Special revenue.		46,234
Payments in lieu of taxes.		1,273,021
Grants and entitlements not restricted to specific programs		12,125,411
Investment earnings		435,173
Miscellaneous		171,973
Total general revenues		19,202,715
Change in net position		3,154,195
Net position at beginning of year.		15,015,726
Net position at end of year.		\$ 18,169,921

SEE ACCOMPANYING NOTES TO THE BASIC FINANCIAL STATEMENTS

**GIRARD CITY SCHOOL DISTRICT
TRUMBULL COUNTY, OHIO**

BALANCE SHEET
GOVERNMENTAL FUNDS
JUNE 30, 2019

	<u>General</u>	<u>Bond Retirement</u>	<u>Nonmajor Governmental Funds</u>	<u>Total Governmental Funds</u>
Assets:				
Equity in pooled cash and investments.	\$ 15,501,959	\$ 435,709	\$ 3,790,813	\$ 19,728,481
Receivables:				
Property taxes.	4,774,354	1,038,985	213,999	6,027,338
Payment in lieu of taxes	1,273,021	-	-	1,273,021
Accounts	4,782	-	-	4,782
Intergovernmental.	111,324	-	91,712	203,036
Prepayments.	57,141	-	-	57,141
Materials and supplies inventory.	-	-	3,045	3,045
Inventory held for resale.	-	-	10,241	10,241
Due from other funds	21,081	-	-	21,081
Total assets	<u>\$ 21,743,662</u>	<u>\$ 1,474,694</u>	<u>\$ 4,109,810</u>	<u>\$ 27,328,166</u>
Liabilities:				
Accounts payable	\$ 61,198	\$ -	\$ 60,057	\$ 121,255
Contracts payable.	-	-	3,129	3,129
Accrued wages and benefits payable	1,617,952	-	114,474	1,732,426
Compensated absences payable	65,380	-	727	66,107
Intergovernmental payable	311,539	-	1,444	312,983
Pension and postemployment benefits payable	362,053	-	13,779	375,832
Due to other funds	-	-	21,081	21,081
Total liabilities.	<u>2,418,122</u>	<u>-</u>	<u>214,691</u>	<u>2,632,813</u>
Deferred inflows of resources:				
Property taxes levied for the next fiscal year.	3,947,902	859,134	176,954	4,983,990
Payment in lieu of taxes levied for the next fiscal year.	1,273,021	-	-	1,273,021
Delinquent property tax revenue not available.	789,122	171,727	35,371	996,220
Intergovernmental revenue not available.	55,341	-	68,344	123,685
Total deferred inflows of resources	<u>6,065,386</u>	<u>1,030,861</u>	<u>280,669</u>	<u>7,376,916</u>
Fund balances:				
Nonspendable:				
Materials and supplies inventory.	-	-	3,045	3,045
Prepays.	57,141	-	-	57,141
Restricted:				
Debt service	-	443,833	-	443,833
Capital improvements	-	-	2,721,064	2,721,064
Classroom facilities maintenance	-	-	517,324	517,324
Food service operations	-	-	207,194	207,194
Non-public schools	-	-	57,364	57,364
Special education	-	-	2	2
Extracurricular.	-	-	181,805	181,805
Assigned:				
Student instruction	134,170	-	-	134,170
Student and staff support.	468,502	-	-	468,502
Extracurricular activities	1,675	-	-	1,675
Facilities acquisition and construction	446,742	-	-	446,742
School supplies.	14,143	-	-	14,143
Unassigned (deficit)	12,137,781	-	(73,348)	12,064,433
Total fund balances	<u>13,260,154</u>	<u>443,833</u>	<u>3,614,450</u>	<u>17,318,437</u>
Total liabilities, deferred inflows and fund balances	<u>\$ 21,743,662</u>	<u>\$ 1,474,694</u>	<u>\$ 4,109,810</u>	<u>\$ 27,328,166</u>

SEE ACCOMPANYING NOTES TO THE BASIC FINANCIAL STATEMENTS

**GIRARD CITY SCHOOL DISTRICT
TRUMBULL COUNTY, OHIO**

RECONCILIATION OF TOTAL GOVERNMENTAL FUND BALANCES TO
NET POSITION OF GOVERNMENTAL ACTIVITIES
JUNE 30, 2019

Total governmental fund balances		\$ 17,318,437
<i>Amounts reported for governmental activities on the statement of net position are different because:</i>		
Capital assets used in governmental activities are not financial resources and therefore are not reported in the funds.		25,927,252
Other long-term assets are not available to pay for current-period expenditures and therefore are deferred inflows in the funds.		
Property taxes receivable	\$ 996,220	
Intergovernmental receivable	123,685	
Total	1,119,905	1,119,905
Unamortized premiums on bonds issued are not recognized in the funds.		(368,912)
Unamortized amounts on refundings are not recognized in the funds.		130,904
Accrued interest payable is not due and payable in the current period and therefore is not reported in the funds.		(19,371)
The net pension liability is not due and payable in the current period; therefore, the liability and related deferred inflows/outflows are not reported in governmental funds:		
Deferred outflows of resources - pension	6,020,016	
Deferred inflows of resources - pension	(1,237,710)	
Net pension liability	(20,239,519)	
Total	(15,457,213)	(15,457,213)
The net OPEB liability/asset is not due and payable in the current period; therefore, the liability/asset and related deferred inflows/outflows are not reported in governmental funds:		
Deferred outflows of resources - OPEB	384,010	
Deferred inflows of resources - OPEB	(1,996,666)	
Net OPEB asset	1,174,698	
Net OPEB liability	(2,040,526)	
Total	(2,478,484)	(2,478,484)
Long-term liabilities, including bonds payable, are not due and payable in the current period and therefore are not reported in the funds.		
Refunding bonds	6,425,000	
School improvement bonds	499,183	
Compensated absences	955,556	
Capital lease obligations	122,858	
Total	(8,002,597)	(8,002,597)
Net position of governmental activities		\$ 18,169,921

SEE ACCOMPANYING NOTES TO THE BASIC FINANCIAL STATEMENTS

**GIRARD CITY SCHOOL DISTRICT
TRUMBULL COUNTY, OHIO**

STATEMENT OF REVENUES, EXPENDITURES AND CHANGES IN FUND BALANCES
GOVERNMENTAL FUNDS
FOR THE FISCAL YEAR ENDED JUNE 30, 2019

	<u>General</u>	<u>Bond Retirement</u>	<u>Nonmajor Governmental Funds</u>	<u>Total Governmental Funds</u>
Revenues:				
From local sources:				
Property taxes	\$ 4,001,864	\$ 869,371	\$ 180,405	\$ 5,051,640
Payment in lieu of taxes	1,273,021	-	-	1,273,021
Tuition.	1,657,692	-	-	1,657,692
Transportation fees.	6,079	-	-	6,079
Earnings on investments	435,173	-	4,363	439,536
Charges for services	-	-	169,832	169,832
Extracurricular.	6,632	-	120,472	127,104
Classroom materials and fees	112	-	-	112
Contributions and donations	30,450	-	-	30,450
Other local revenues	141,523	-	5,428	146,951
Intergovernmental - state	13,295,366	134,027	385,500	13,814,893
Intergovernmental - federal	79,293	-	1,548,029	1,627,322
Total revenues	<u>20,927,205</u>	<u>1,003,398</u>	<u>2,414,029</u>	<u>24,344,632</u>
Expenditures:				
Current:				
Instruction:				
Regular.	7,615,245	-	61,903	7,677,148
Special	2,644,776	-	548,975	3,193,751
Vocational	104,253	-	-	104,253
Other	1,785,976	-	-	1,785,976
Support services:				
Pupil	1,103,248	-	136,975	1,240,223
Instructional staff	83,565	-	2,979	86,544
Board of education	28,504	-	-	28,504
Administration	2,136,148	-	-	2,136,148
Fiscal	687,464	18,437	3,942	709,843
Operations and maintenance	2,093,054	-	181,429	2,274,483
Pupil transportation	731,545	-	2,158	733,703
Central	4,000	-	-	4,000
Operation of non-instructional services:				
Other operation of non-instructional.	-	-	325,268	325,268
Food service operations.	-	-	762,414	762,414
Extracurricular activities	624,276	-	91,972	716,248
Facilities acquisition and construction.	-	-	102,483	102,483
Debt service:				
Principal retirement.	29,250	700,000	-	729,250
Interest and fiscal charges	11,112	254,788	-	265,900
Total expenditures	<u>19,682,416</u>	<u>973,225</u>	<u>2,220,498</u>	<u>22,876,139</u>
Net change in fund balances	1,244,789	30,173	193,531	1,468,493
Fund balances at beginning of year	12,015,365	413,660	3,418,983	15,848,008
Increase in reserve for inventory	-	-	1,936	1,936
Fund balances at end of year.	<u>\$ 13,260,154</u>	<u>\$ 443,833</u>	<u>\$ 3,614,450</u>	<u>\$ 17,318,437</u>

SEE ACCOMPANYING NOTES TO THE BASIC FINANCIAL STATEMENTS

**GIRARD CITY SCHOOL DISTRICT
TRUMBULL COUNTY, OHIO**

RECONCILIATION OF THE STATEMENT OF REVENUES, EXPENDITURES
AND CHANGES IN FUND BALANCES OF GOVERNMENTAL FUNDS
TO THE STATEMENT OF ACTIVITIES
FOR THE FISCAL YEAR ENDED JUNE 30, 2019

Net change in fund balances - total governmental funds	\$	1,468,493
<i>Amounts reported for governmental activities in the statement of activities are different because:</i>		
Governmental funds report capital outlays as expenditures. However, in the statement of activities, the cost of those assets is allocated over their estimated useful lives as depreciation expense.		
Capital asset additions	\$ 243,686	
Current year depreciation	<u>(1,486,122)</u>	
Total		(1,242,436)
Governmental funds report expenditures for inventory when purchased. However, in the statement of activities, they are reported as an expense when consumed.		
		1,936
Revenues in the statement of activities that do not provide current financial resources are not reported as revenues in the funds.		
Property taxes	145,497	
Intergovernmental	<u>85,874</u>	
Total		231,371
Repayment of bond principal and capital lease obligation is an expenditure in the governmental funds, but the repayment reduces long-term liabilities on the statement of net position. Principal payments during the year were:		
		729,250
In the statement of activities, interest is accrued on outstanding bonds, whereas in governmental funds, an interest expenditure is reported when due. The following items resulted in additional interest being reported in the statement of activities:		
Accrued interest payable	1,403	
Accreted interest on capital appreciation bonds	(55,217)	
Amortization of bond premiums	54,671	
Amortization of deferred charges	<u>(24,452)</u>	
Total		(23,595)
Contractually required pension contributions are reported as expenditures in governmental funds; however, the statement of net position reports these amounts as deferred outflows.		
		1,636,572
Except for amounts reported as deferred inflows/outflows, changes in the net pension liability are reported as pension expense in the statement of activities.		
		(2,184,401)
Contractually required OPEB contributions are reported as expenditures in governmental funds; however, the statement of net position reports these amounts as deferred outflows.		
		62,079
Except for amounts reported as deferred inflows/outflows, changes in the net OPEB liability/asset are reported as OPEB expense in the statement of activities.		
		2,414,185
Some expenses reported in the statement of activities, such as compensated absences, do not require the use of current financial resources and therefore are not reported as expenditures in governmental funds.		
		<u>60,741</u>
Change in net position of governmental activities	\$	<u>3,154,195</u>

SEE ACCOMPANYING NOTES TO THE BASIC FINANCIAL STATEMENTS

**GIRARD CITY SCHOOL DISTRICT
TRUMBULL COUNTY, OHIO**

STATEMENT OF REVENUES, EXPENDITURES AND CHANGES IN
FUND BALANCE - BUDGET AND ACTUAL (NON-GAAP BUDGETARY BASIS)
GENERAL FUND
FOR THE FISCAL YEAR ENDED JUNE 30, 2019

	<u>Budgeted Amounts</u>		<u>Actual</u>	<u>Variance with Final Budget Positive (Negative)</u>
	<u>Original</u>	<u>Final</u>		
Revenues:				
From local sources:				
Property taxes	\$ 3,432,466	\$ 3,582,844	\$ 3,582,844	\$ -
Payment in lieu of taxes.	1,307,097	1,273,021	1,273,021	-
Tuition.	1,341,750	1,657,692	1,657,692	-
Transportation fees.	1,494	6,079	6,079	-
Earnings on investments	235,368	382,220	435,179	52,959
Contributions and donations	747	30,450	30,450	-
Other local revenues	185,585	146,473	149,301	2,828
Intergovernmental - state	12,818,010	13,212,967	13,212,967	-
Total revenues	<u>19,322,517</u>	<u>20,291,746</u>	<u>20,347,533</u>	<u>55,787</u>
Expenditures:				
Current:				
Instruction:				
Regular	6,369,407	7,285,521	7,285,521	-
Special.	2,341,401	2,639,907	2,639,907	-
Vocational.	85,548	104,114	104,114	-
Other.	1,470,265	1,573,150	1,573,150	-
Support services:				
Pupil.	867,918	1,078,467	1,078,467	-
Instructional staff	78,087	82,210	82,210	-
Board of education	29,561	30,654	30,654	-
Administration.	2,023,343	2,252,167	2,252,167	-
Fiscal	589,077	690,859	690,859	-
Operations and maintenance.	2,050,778	2,468,782	2,468,782	-
Pupil transportation	674,459	774,734	774,734	-
Central.	-	4,000	4,000	-
Other operation of non-instructional services	72	-	-	-
Extracurricular activities.	561,941	557,337	557,337	-
Facilities acquisition and construction	399,932	446,742	446,742	-
Total expenditures	<u>17,541,789</u>	<u>19,988,644</u>	<u>19,988,644</u>	<u>-</u>
 Excess of revenues over expenditures.	 <u>1,780,728</u>	 <u>303,102</u>	 <u>358,889</u>	 <u>55,787</u>
Other financing sources:				
Refund of prior year's expenditures	153,495	252,066	252,066	-
Sale of capital assets	1,964	2,413	2,413	-
Total other financing sources	<u>155,459</u>	<u>254,479</u>	<u>254,479</u>	<u>-</u>
 Net change in fund balance	 1,936,187	 557,581	 613,368	 55,787
 Unencumbered fund balance at beginning of year	 12,514,754	 12,514,754	 12,514,754	 -
Prior year encumbrances appropriated	<u>1,170,383</u>	<u>1,170,383</u>	<u>1,170,383</u>	<u>-</u>
Unencumbered fund balance at end of year	<u>\$ 15,621,324</u>	<u>\$ 14,242,718</u>	<u>\$ 14,298,505</u>	<u>\$ 55,787</u>

SEE ACCOMPANYING NOTES TO THE BASIC FINANCIAL STATEMENTS

**GIRARD CITY SCHOOL DISTRICT
TRUMBULL COUNTY, OHIO**

STATEMENT OF FIDUCIARY NET POSITION
FIDUCIARY FUNDS
JUNE 30, 2019

	Private-Purpose Trust	
	Scholarship	Agency
Assets:		
Equity in pooled cash and investments	\$ 348,280	\$ 158,943
Total assets.	348,280	\$ 158,943
Liabilities:		
Intergovernmental payable	-	\$ 74,910
Due to students.	-	84,033
Total liabilities	-	\$ 158,943
Net position:		
Held in trust for scholarships	348,280	
Total net position.	\$ 348,280	

SEE ACCOMPANYING NOTES TO THE BASIC FINANCIAL STATEMENTS

**GIRARD CITY SCHOOL DISTRICT
TRUMBULL COUNTY, OHIO**

STATEMENT OF CHANGES IN FIDUCIARY NET POSITION
FIDUCIARY FUNDS
FOR THE FISCAL YEAR ENDED JUNE 30, 2019

	Private-Purpose Trust
	Scholarship
Additions:	
Interest	\$ 5,045
Gifts and contributions	43,586
Total additions	48,631
 Deductions:	
Scholarships awarded	7,701
Change in net position	40,930
Net position at beginning of year	307,350
Net position at end of year	\$ 348,280

SEE ACCOMPANYING NOTES TO THE BASIC FINANCIAL STATEMENTS

THIS PAGE IS INTENTIONALLY LEFT BLANK

**GIRARD CITY SCHOOL DISTRICT
TRUMBULL COUNTY, OHIO**

NOTES TO THE BASIC FINANCIAL STATEMENTS
FOR THE FISCAL YEAR ENDED JUNE 30, 2019

NOTE 1 - DESCRIPTION OF THE SCHOOL DISTRICT

The Girard City School District (the "District") is a body politic and corporate established for the purpose of exercising the rights and privileges conveyed to it by the constitution and laws of the State of Ohio. The District is a city school district as defined by the Ohio Revised Code. The District operates under an elected Board of Education (5 members) and is responsible for the provision of public education to residents of the District.

The average daily membership (ADM) as of June 30, 2019, was 1,601. The District employed 140 certified employees and 70 non-certified employees.

The District provides regular, vocational and special instruction. The District also provides support services for the pupils, instructional staff, general and school administration, business and fiscal services, facilities acquisition and construction services, operation and maintenance, student transportation, food services, extracurricular activities and non-program services.

NOTE 2 - SUMMARY OF SIGNIFICANT ACCOUNTING POLICIES

The basic financial statements of the District have been prepared in conformity with accounting principles generally accepted in the United States of America (GAAP) as applied to governmental units. The Governmental Accounting Standards Board (GASB) is the accepted standard-setting body for establishing governmental accounting and financial reporting principles. The District's significant accounting policies are described below.

A. Reporting Entity

The reporting entity has been defined in accordance with GASB Statement No. 14, "The Financial Reporting Entity" as amended by GASB Statement No. 39, "Determining Whether Certain Organizations Are Component Units" and GASB Statement No. 61, "The Financial Reporting Entity: Omnibus an amendment of GASB Statements No. 14 and No. 34". The reporting entity is composed of the primary government and component units. The primary government consists of all funds, departments, boards and agencies that are not legally separate from the District. For the District, this includes general operations, food service, and student related activities of the District.

Component units are legally separate organizations for which the District is financially accountable. The District is financially accountable for an organization if the District appoints a voting majority of the organization's Governing Board and (1) the District is able to significantly influence the programs or services performed or provided by the organization; or (2) the District is legally entitled to or can otherwise access the organization's resources; or (3) the District is legally obligated or has otherwise assumed the responsibility to finance the deficits of, or provide financial support to, the organization; or (4) the District is obligated for the debt of the organization. Component units may also include organizations that are fiscally dependent on the District in that the District approves the budget, the issuance of debt or the levying of taxes. Certain organizations are also included as component units if the nature and significance of the relationship between the primary government and the organization is such that exclusion by the primary government would render the primary government's financial statements incomplete or misleading. Based upon the application of these criteria, the District has no component units. The basic financial statements of the reporting entity include only those of the District (the primary government).

**GIRARD CITY SCHOOL DISTRICT
TRUMBULL COUNTY, OHIO**

NOTES TO THE BASIC FINANCIAL STATEMENTS
FOR THE FISCAL YEAR ENDED JUNE 30, 2019

NOTE 2 - SUMMARY OF SIGNIFICANT ACCOUNTING POLICIES - (Continued)

The following organizations are described due to their relationship to the District:

JOINTLY GOVERNED ORGANIZATION

Northeast Ohio Management Information Network (NEOMIN)

NEOMIN is a jointly governed organization among thirty school districts in Trumbull and Ashtabula Counties. The jointly governed organization was formed for the purpose of applying modern technology with the aid of computers and other electronic equipment to the administrative and instructional functions among member districts. Each of the districts supports NEOMIN based upon a per pupil charge.

Superintendents of the participating school districts are eligible to be voting members of the Governing Board which consists of ten members: the Trumbull and Ashtabula County Educational Service Center superintendents (permanent members), three superintendents from Ashtabula County school districts, three superintendents from Trumbull County school districts, and a treasurer from each county who must be employed by a participating school district, the fiscal agent or NEOMIN. The degree of control exercised by any participating school district is limited to its representation on the Governing Board. To obtain a copy of NEOMIN's financial statements, write to the Trumbull County Educational Service Center, 6000 Youngstown Warren Road, Niles, Ohio 44446.

INSURANCE PURCHASING POOLS

Trumbull County Schools Employee Insurance Benefits Consortium

The District participates in the Trumbull County Schools Employee Insurance Benefits Consortium (the "Consortium"). This is a shared risk pool comprised of seventeen Trumbull County school districts. The Consortium is governed by an assembly which consists of one representative from each participating school district (usually the superintendent or designee). The assembly elects officers for one year terms to serve as the Board of Directors. The assembly exercises control over the operation of the Consortium. The Consortium's revenues are generated from charges for services.

B. Fund Accounting

The District uses funds to maintain its financial records during the year. A fund is defined as a fiscal and accounting entity with a self-balancing set of accounts. There are three categories of funds: governmental, proprietary and fiduciary.

GOVERNMENTAL FUNDS

Governmental funds are those through which most governmental functions typically are financed. Governmental fund reporting focuses on the sources, uses and balances of current financial resources. Expendable assets are assigned to the various governmental funds according to the purposes for which they may or must be used. Current liabilities are assigned to the fund from which they will be paid. The difference between governmental fund assets and deferred outflows and liabilities and deferred inflows is reported as fund balance. The following are the District's major governmental funds:

General fund - The general fund is used to account for and report all financial resources not accounted for and reported in another fund. The general fund balance is available for any purpose provided it is expended or transferred according to the general laws of Ohio.

Bond retirement fund - The bond retirement fund is used to account for the accumulation of resources and payment of general obligation bond and principal and interest from governmental resources when the government is obligated in some manner for payment.

**GIRARD CITY SCHOOL DISTRICT
TRUMBULL COUNTY, OHIO**

NOTES TO THE BASIC FINANCIAL STATEMENTS
FOR THE FISCAL YEAR ENDED JUNE 30, 2019

NOTE 2 - SUMMARY OF SIGNIFICANT ACCOUNTING POLICIES - (Continued)

Other governmental funds of the District are used to account for (a) financial resources that are restricted, committed, or assigned to expenditures for capital outlays including the acquisition of construction of capital facilities and other capital assets and (b) specific revenue sources that are restricted or committed to an expenditure for specified purposes other than debt service or capital projects.

PROPRIETARY FUNDS

Proprietary funds are used to account for the District's ongoing activities which are similar to those often found in the private sector. The District has no proprietary funds.

FIDUCIARY FUNDS

Fiduciary fund reporting focuses on net position and changes in net position. The fiduciary fund category is split into four classifications: pension trust funds, investment trust funds, private-purpose trust funds and agency funds. Trust funds are used to account for assets held by the District under a trust agreement for individuals, private organizations, or other governments and are therefore not available to support the District's own programs. The District's trust funds are private-purpose trusts, which account for scholarship programs for students. Agency funds are custodial in nature (assets equal liabilities) and do not involve measurement of results of operations. The District's agency funds account for student activities and Bureau of Workers Compensation obligations.

C. Basis of Presentation and Measurement Focus

Government-Wide Financial Statements - The statement of net position and the statement of activities display information about the District as a whole. These statements include the financial activities of the primary government, except for fiduciary funds.

The government-wide statement of activities presents a comparison between direct expenses and program revenues for each function or program of the governmental activities of the District. Direct expenses are those that are specifically associated with a service, program or department and therefore clearly identifiable to a particular function. Program revenues include amounts paid by the recipient of goods or services offered by the program and grants and contributions that are restricted to meeting the operational or capital requirements of a particular program. Revenues not classified as program revenues are presented as general revenues of the District.

The government-wide financial statements are prepared using the economic resources measurement focus. All assets and deferred outflows and all liabilities and deferred inflows associated with the operation of the District are included on the statement of net position.

Fund Financial Statements - Fund financial statements report detailed information about the District. The focus of governmental fund financial statements is on major funds rather than reporting funds by type. Each major fund is presented in a separate column, and all nonmajor funds are aggregated into one column. Fiduciary funds are reported by fund type.

**GIRARD CITY SCHOOL DISTRICT
TRUMBULL COUNTY, OHIO**

NOTES TO THE BASIC FINANCIAL STATEMENTS
FOR THE FISCAL YEAR ENDED JUNE 30, 2019

NOTE 2 - SUMMARY OF SIGNIFICANT ACCOUNTING POLICIES - (Continued)

All governmental funds are accounted for using a flow of current financial resources measurement focus. With this measurement focus, only current assets and current deferred outflows and current liabilities and current deferred inflows generally are included on the balance sheet. The statement of revenues, expenditures and changes in fund balances reports on the sources (i.e., revenues and other financing sources) and uses (i.e., expenditures and other financing uses) of current financial resources. This approach differs from the manner in which the governmental activities of the government-wide financial statements are prepared. Governmental fund financial statements therefore include a reconciliation with brief explanations to better identify the relationship between the government-wide statements and the statements for governmental funds.

The private-purpose trust funds are reported using the economic resources measurement focus. Agency funds do not report a measurement focus as they do not report operations.

D. Basis of Accounting

Basis of accounting determines when transactions are recorded in the financial records and reported on the financial statements. Government-wide financial statements are prepared using the accrual basis of accounting. Governmental funds use the modified accrual basis of accounting. Fiduciary funds also use the accrual basis of accounting.

Revenues - Exchange and Nonexchange Transactions - Revenue resulting from exchange transactions, in which each party gives and receives essentially equal value, is recorded on the accrual basis when the exchange takes place. On a modified accrual basis, revenue is recorded in the fiscal year in which the resources are measurable and become available. Available means that the resources will be collected within the current fiscal year or are expected to be collected soon enough thereafter to be used to pay liabilities of the current fiscal year. For the District, available means expected to be received within sixty days of fiscal year end.

Nonexchange transactions, in which the District receives value without directly giving equal value in return, include property taxes, grants, entitlements and donations. On an accrual basis, revenue from property taxes is recognized in the fiscal year for which the taxes are levied (See Note 6).

Revenue from grants, entitlements and donations is recognized in the fiscal year in which all eligibility requirements have been satisfied. Eligibility requirements include timing requirements, which specify the year when the resources are required to be used or the fiscal year when use is first permitted, matching requirements, in which the District must provide local resources to be used for a specified purpose, and expenditure requirements, in which the resources are provided to the District on a reimbursement basis. On a modified accrual basis, revenue from nonexchange transactions must also be available before it can be recognized.

Under the modified accrual basis, the following revenue sources are considered to be both measurable and available at fiscal year end: property taxes available as an advance, interest, tuition, grants, student fees and rentals.

Deferred Outflows of Resources and Deferred Inflows of Resources - In addition to assets, the government-wide statement of net position will report a separate section for deferred outflows of resources. Deferred outflows of resources, represents a consumption of net position that applies to a future period and will not be recognized as an outflow of resources (expense/expenditure) until then. For the District, See Note 12 and 13 for deferred outflows of resources related the District's net pension liability and net OPEB liability/asset. In addition, deferred outflows of resources include a deferred charge on debt refunding. A deferred charge on refunding results from the difference in the carrying value of refunded debt and its reacquisition price. This amount is deferred and amortized over the shorter of the life of the refunded or refunding debt.

**GIRARD CITY SCHOOL DISTRICT
TRUMBULL COUNTY, OHIO**

NOTES TO THE BASIC FINANCIAL STATEMENTS
FOR THE FISCAL YEAR ENDED JUNE 30, 2019

NOTE 2 - SUMMARY OF SIGNIFICANT ACCOUNTING POLICIES - (Continued)

In addition to liabilities, both the government-wide statement of net position and the governmental fund financial statements report a separate section for deferred inflows of resources. Deferred inflows of resources represent an acquisition of net position that applies to a future period and will not be recognized as an inflow of resources (revenue) until that time. For the District, deferred inflows of resources include property taxes, payments in lieu of taxes and unavailable revenue. Property taxes and payments in lieu of taxes represent amounts for which there is an enforceable legal claim as of June 30, 2019, but which were levied to finance fiscal year 2020 operations. These amounts have been recorded as a deferred inflow of resources on both the government-wide statement of net position and the governmental fund financial statements. Unavailable revenue is reported only on the governmental funds balance sheet, and represents receivables which will not be collected within the available period. For the District unavailable revenue includes, but is not limited to, delinquent property taxes and intergovernmental grants. These amounts are deferred and recognized as an inflow of resources in the period the amounts become available.

For the District, See Note 12 and Note 13 for deferred inflows of resources related to the District's net pension liability and net OPEB liability/asset. This deferred inflow of resources is only reported on the government-wide statement of net position.

Expenses/Expenditures - On the accrual basis of accounting, expenses are recognized at the time they are incurred. The entitlement value of donated commodities used during the year is reported in the statement of revenues, expenditures and changes in fund balances as an expenditure with a like amount reported as intergovernmental revenue.

The measurement focus of governmental fund accounting is on decreases in net financial resources (expenditures) rather than expenses. Expenditures are generally recognized in the accounting period in which the related fund liability is incurred, if measurable. Allocations of cost, such as depreciation and amortization, are not recognized in governmental funds.

E. Budgets

The District is required by State statute to adopt an annual appropriated cash basis budget for all funds except agency funds. The specific timetable for fiscal year 2019 is as follows:

1. Prior to January 15, the Superintendent and Treasurer submit to the Board of Education a proposed operating budget for the fiscal year commencing the following July 1. The budget includes proposed expenditures and the means of financing for all funds. Public hearings are publicized and conducted to obtain taxpayers' comments. The purpose of this budget document is to reflect the need for existing (or increased) tax rates.
2. By no later than January 20, the Board-adopted budget is filed with the Trumbull County Budget Commission for tax rate determination.

**GIRARD CITY SCHOOL DISTRICT
TRUMBULL COUNTY, OHIO**

NOTES TO THE BASIC FINANCIAL STATEMENTS
FOR THE FISCAL YEAR ENDED JUNE 30, 2019

NOTE 2 - SUMMARY OF SIGNIFICANT ACCOUNTING POLICIES - (Continued)

3. Prior to April 1, the Board of Education accepts, by formal resolution, the tax rates as determined by the Budget Commission and receives the Commission's certificate of estimated resources which states the projected revenue of each fund. Prior to July 1, the District must revise its budget so that total contemplated expenditures from any fund during the ensuing year will not exceed the amount stated in the certificate of estimated resources. The revised budget then serves as a basis for the appropriation measure. On or about July 1, the certificate of estimated resources is amended to include any unencumbered balances from the preceding year as reported by the District Treasurer. The certificate of estimated resources may be further amended during the year if projected increases or decreases in revenue are identified by the District Treasurer. The budget figures, as shown in the accompanying budgetary statement, reflect the amounts set forth in the original and final certificates of estimated resources issued for fiscal year 2019.
4. By July 1, the annual appropriation resolution is legally enacted by the Board of Education at the fund level of expenditures, which is the legal level of budgetary control. State statute permits a temporary appropriation to be effective until no later than October 1 of each year. Although the legal level of budgetary control was established at the fund level of expenditures, the District has elected to present budgetary statement comparisons at the fund and function level of expenditures. Appropriations by fund must be within the estimated resources as certified by the County Budget Commission and the total of expenditures and encumbrances may not exceed the appropriation totals.
5. Any revisions that alter the total of any fund appropriation must be approved by the Board of Education.
6. Formal budgetary integration is employed as a management control device during the year for all funds consistent with the general obligation bond indenture and other statutory provisions. All funds completed the year within the amount of their legally authorized cash basis appropriation.
7. Appropriations amounts are as originally adopted, or as amended by the Board of Education through the year by supplemental appropriations, which either reallocated or increased the original appropriated amounts. All supplemental appropriations were legally enacted by the Board prior to June 30, 2019; however, none of these amendments were significant. The budget figures, as shown in the accompanying budgetary statement, reflect the original and final appropriation amounts including all amendments and modifications.
8. Unencumbered appropriations lapse at year end. Encumbered appropriations are carried forward to the succeeding fiscal year and need not be reappropriated. Expenditures plus encumbrances may not legally exceed budgeted appropriations at the fund level.

F. Cash and Investments

To improve cash management, cash received by the District is pooled in a central bank account. Monies for all funds are maintained in this pool. Individual fund integrity is maintained through the District's records. Each fund's interest in the pool is presented as "equity in pooled cash and investments" on the basic financial statements.

**GIRARD CITY SCHOOL DISTRICT
TRUMBULL COUNTY, OHIO**

NOTES TO THE BASIC FINANCIAL STATEMENTS
FOR THE FISCAL YEAR ENDED JUNE 30, 2019

NOTE 2 - SUMMARY OF SIGNIFICANT ACCOUNTING POLICIES - (Continued)

During fiscal year 2019, the District invested in STAR Ohio. STAR Ohio (the State Treasury Asset Reserve of Ohio), is an investment pool managed by the State Treasurer's Office which allows governments within the State to pool their funds for investment purposes. STAR Ohio is not registered with the SEC as an investment company, but has adopted Governmental Accounting Standards Board (GASB), Statement No. 79, "Certain External Investment Pools and Pool Participants." The District measures its investment in STAR Ohio at the net asset value (NAV) per share provided by STAR Ohio. The NAV per share is calculated on an amortized cost basis that provides an NAV per share that approximates fair value.

For fiscal year 2019, there were no limitations or restrictions on any participant withdrawals due to redemption notice periods, liquidity fees, or redemption gates. However, notice must be given 24 hours in advance of all deposits and withdrawals exceeding \$25 million. STAR Ohio reserves the right to limit the transaction to \$100 million, requiring the excess amount to be transacted the following business day(s), but only to the \$100 million limit. All accounts of the participant will be combined for these purposes.

Under existing Ohio statutes all investment earnings are assigned to the general fund unless statutorily required to be credited to a specific fund. The Board of Education has, by resolution, specified the funds to receive an allocation of interest earnings. Interest revenue credited to the general fund during fiscal year 2019 amounted to \$435,173, which includes \$75,990 assigned from other District funds.

For presentation on the basic financial statements, investments of the cash management pool and investments with original maturities of three months or less at the time they are purchased by the District are considered to be cash equivalents. Investments with an initial maturity of more than three months are reported as investments.

An analysis of the District's investment account at year end is provided in Note 4.

G. Inventory

On government-wide financial statements, purchased inventories are presented at the lower of cost or market and donated commodities are presented at their entitlement value. Inventories are recorded on a first-in, first-out basis and are expensed when used. Inventories are accounted for using the consumption method. On fund financial statements, inventories of governmental funds are stated at cost. Cost is determined on a first-in, first-out basis and inventories are expended when purchased.

Inventory consists of expendable supplies held for consumption, donated food and purchased food.

H. Capital Assets

General capital assets generally result from expenditures in the governmental funds. These assets are reported in the governmental activities column of the government-wide statement of net position, but are not reported in the fund financial statements.

All capital assets are capitalized at cost (or estimated historical cost) and updated for additions and retirements during the year. Donated capital assets are recorded at their acquisition values as of the date received. The District maintains a capitalization threshold of \$5,000. The District does not possess any infrastructure. Improvements are capitalized; the costs of normal maintenance and repairs that do not add to the value of the asset or materially extend an asset's life are not.

**GIRARD CITY SCHOOL DISTRICT
TRUMBULL COUNTY, OHIO**

NOTES TO THE BASIC FINANCIAL STATEMENTS
FOR THE FISCAL YEAR ENDED JUNE 30, 2019

NOTE 2 - SUMMARY OF SIGNIFICANT ACCOUNTING POLICIES - (Continued)

All reported capital assets, except land and construction in progress are depreciated. Improvements are depreciated over the remaining useful lives of the related capital assets. Depreciation is computed using the straight-line method over the following useful lives:

<u>Description</u>	Governmental Activities <u>Estimated Lives</u>
Land improvements	5 - 20 years
Buildings and improvements	25 - 50 years
Furniture and equipment	5 - 20 years
Vehicles	10 years

I. Interfund Balances

On fund financial statements, receivables and payables resulting short-term interfund loans from the general fund to cover negative cash balances in other governmental funds are classified as “due to/from other funds”. These amounts are eliminated in the governmental activities column on the statement of net position.

J. Compensated Absences

Compensated absences of the District consist of vacation leave and sick leave to the extent that payments to the employee for these absences are attributable to services already rendered and are not contingent on a specific event that is outside the control of the District and the employee.

In accordance with the provisions of GASB Statement No. 16, “Accounting for Compensated Absences”, a liability for vacation leave is accrued if a) the employees’ rights to payment are attributable to services already rendered; and b) it is probable that the employer will compensate the employees for the benefits through paid time off or other means, such as cash payment at termination or retirement. An accrual for earned sick leave is made to the extent that it is probable that the benefits will result in termination (severance) payments. A liability for sick leave is accrued using the vesting method; i.e., the liability is based on the sick leave accumulated at the balance sheet date by those employees who are currently eligible to receive termination (severance) payments, as well as those employees expected to become eligible in the future. For purposes of establishing a liability for sick leave on employees expected to become eligible to retire in the future, all employees with at least ten years of service were considered expected to become eligible to retire in accordance with GASB Statement No. 16.

The total liability for vacation and sick leave payments has been calculated using pay rates in effect at June 30, 2019 and reduced to the maximum payment allowed by labor contract and/or statute, plus any additional salary related payments.

The entire compensated absence liability is reported on the government-wide financial statements.

For governmental fund financial statements, the current portion of unpaid compensated absences is the amount expected to be paid using expendable available resources. These amounts are recorded in the account “compensated absences payable” in the fund from which the employees who have accumulated unpaid leave are paid. The noncurrent portion of the liability is not reported.

**GIRARD CITY SCHOOL DISTRICT
TRUMBULL COUNTY, OHIO**

NOTES TO THE BASIC FINANCIAL STATEMENTS
FOR THE FISCAL YEAR ENDED JUNE 30, 2019

NOTE 2 - SUMMARY OF SIGNIFICANT ACCOUNTING POLICIES - (Continued)

K. Issuance Costs/Bond Premium and Discount/Accounting Gain or Loss

On the government-wide financial statements, issuance costs are expensed during the year in which they are incurred.

Bond premiums and discounts are deferred and amortized over the term of the bonds using the straight-line method, which approximates the effective interest method. Bond premiums are presented as an addition to the face amount of the bonds. Bond discounts are presented as a reduction to the face amount of the bonds.

For advance refundings resulting in the defeasance of debt reported on the government-wide financial statements, the difference between the reacquisition price and the net carrying amount of the old debt is deferred and amortized as a component of interest expense. This accounting gain or loss is amortized over the remaining life of the old debt or the life of the new debt, whichever is shorter, and is presented as a deferred outflow of resources on the statement of net position on the government-wide financial statements.

On the governmental and fund financial statements, bond premiums and discounts are recognized in the current period. The reconciliation between the bonds face value and the amount reported on the statement of net position is presented in Note 9.A.

L. Accrued Liabilities and Long-Term Obligations

All payables, accrued liabilities and long-term obligations are reported in the government-wide financial statements.

In general, governmental fund payables and accrued liabilities that, once incurred, are paid in a timely manner and in full from current financial resources, are reported as obligations of the funds. However, claims and judgments and compensated absences that will be paid from governmental funds are reported as a liability in the fund financial statements only to the extent that they are due for payment during the current year. Bonds are recognized as a liability on the fund financial statements when due. Net pension/OPEB liability should be recognized in the governmental funds to the extent that benefit payments are due and payable and the pension/OPEB plan's fiduciary net position is not sufficient for payment of those benefits.

M. Fund Balance

Fund balance is divided into five classifications based primarily on the extent to which the District is bound to observe constraints imposed upon the use of the resources in the governmental funds. The classifications are as follows:

Nonspendable - The nonspendable fund balance classification includes amounts that cannot be spent because they are not in spendable form or legally required to be maintained intact. The "not in spendable form" criterion includes items that are not expected to be converted to cash. It also includes the long-term amount of loans receivable.

Restricted - Fund balance is reported as restricted when constraints are placed on the use of resources that are either externally imposed by creditors (such as through debt covenants), grantors, contributors, or laws or regulations of other governments, or imposed by law through constitutional provisions or enabling legislation.

**GIRARD CITY SCHOOL DISTRICT
TRUMBULL COUNTY, OHIO**

NOTES TO THE BASIC FINANCIAL STATEMENTS
FOR THE FISCAL YEAR ENDED JUNE 30, 2019

NOTE 2 - SUMMARY OF SIGNIFICANT ACCOUNTING POLICIES - (Continued)

Committed - The committed fund balance classification includes amounts that can be used only for the specific purposes imposed by a formal action (resolution) of the District Board of Education (the highest level of decision making authority). Those committed amounts cannot be used for any other purpose unless the District Board of Education removes or changes the specified use by taking the same type of action (resolution) it employed to previously commit those amounts. Committed fund balance also incorporates contractual obligations to the extent that existing resources in the fund have been specifically committed for use in satisfying those contractual requirements.

Assigned - Amounts in the assigned fund balance classification are intended to be used by the District for specific purposes but do not meet the criteria to be classified as restricted nor committed. In governmental funds other than the general fund, assigned fund balance represents the remaining amount that is not restricted or committed. In the general fund, assigned amounts represent intended uses established by policies of the District Board of Education, which includes giving the Treasurer the authority to constrain monies for intended purposes.

Unassigned - Unassigned fund balance is the residual classification for the general fund and includes all spendable amounts not contained in the other classifications. In other governmental funds, the unassigned classification is only used to report a deficit fund balance resulting from overspending for specific purposes for which amounts had been restricted, committed, or assigned.

The District applies restricted resources first when expenditures are incurred for purposes for which restricted and unrestricted (committed, assigned, and unassigned) fund balance is available. Similarly, within unrestricted fund balance, committed amounts are reduced first followed by assigned, and then unassigned amounts when expenditures are incurred for purposes for which amounts in any of the unrestricted fund balance classifications could be used.

N. Net Position

Net position represents the difference between assets and deferred outflows and liabilities and deferred inflows. The net position component "net investment in capital assets," consists of capital assets, net of accumulated depreciation, reduced by the outstanding balances of any borrowing used for the acquisition, construction or improvement of those assets. Deferred outflows of resources and deferred inflows of resources that are attributable to the acquisition, construction or improvement of those assets or related debt also should be included in this component of net position. Net position is reported as restricted when there are limitations imposed on its use either through the enabling legislation adopted by the District or through external restrictions imposed by creditors, grantors or laws or regulations of other governments.

The District applies restricted resources first when an expense is incurred for purposes for which both restricted and unrestricted net position is available.

O. Prepayments

Certain payments to vendors reflect the costs applicable to future accounting periods and are recorded as prepaid items in both government-wide and fund financial statements. These items are reported as assets on the net position statement/balance sheet using the consumption method. A current asset for the prepaid amounts is recorded at the time of the purchase and the expenditure/expense is reported in the year in which services are consumed.

**GIRARD CITY SCHOOL DISTRICT
TRUMBULL COUNTY, OHIO**

NOTES TO THE BASIC FINANCIAL STATEMENTS
FOR THE FISCAL YEAR ENDED JUNE 30, 2019

NOTE 2 - SUMMARY OF SIGNIFICANT ACCOUNTING POLICIES - (Continued)

P. Estimates

The preparation of the basic financial statements in conformity with GAAP requires management to make estimates and assumptions that affect the amounts reported in the basic financial statements and accompanying notes. Actual results may differ from those estimates.

Q. Budget Stabilization Arrangement

The District has established a budget stabilization reserve in accordance with authority established by State law. Additions to the budget stabilization reserve can only be made by formal resolution of the Board of Education. Expenditures out of the budget stabilization reserve can only be made to offset future budget deficits. At June 30, 2019, the balance in the budget stabilization reserve was \$95,565. This amount is included in unassigned fund balance of the general fund and in unrestricted net position on the statement of net position.

R. Interfund Activity

Exchange transactions between funds are reported as revenues in the seller funds and as expenditures/expenses in the purchaser funds. Flows of cash or goods from one fund to another without a requirement for repayment are reported as interfund transfers. Interfund transfers are reported as other financing sources/uses in governmental funds. Repayments from funds responsible for particular expenditures/expenses to the funds that initially paid for them are not presented on the basic financial statements.

S. Parochial/Private Schools

Within the District boundary is the St. Rose parochial school. Current state legislation provides funding to this parochial school. These monies are received and disbursed on behalf of the parochial/private schools by the Treasurer of the District, as directed by the parochial/private school. The fiduciary responsibility of the District for these monies is reflected in a nonmajor governmental fund for financial reporting purposes.

T. Pensions/Other Postemployment Benefits (OPEB)

For purposes of measuring the net pension/OPEB liability, net OPEB asset, deferred outflows of resources and deferred inflows of resources related pensions/OPEB, and pension/OPEB expense, information about the fiduciary net position of the pension/OPEB plans and additions to/deductions from their fiduciary net position have been determined on the same basis as they are reported by the pension/OPEB plan. For this purpose, benefit payments (including refunds of employee contributions) are recognized when due and payable in accordance with the benefit terms. The pension/OPEB plans report investments at fair value.

U. Fair Value

The District categorizes its fair value measurements within the fair value hierarchy established by generally accepted accounting principles. The hierarchy is based on the valuation inputs used to measure the fair value of the asset. Level 1 inputs are quoted prices in active markets for identical assets; Level 2 inputs are significant other observable inputs; Level 3 inputs are significant unobservable inputs.

**GIRARD CITY SCHOOL DISTRICT
TRUMBULL COUNTY, OHIO**

NOTES TO THE BASIC FINANCIAL STATEMENTS
FOR THE FISCAL YEAR ENDED JUNE 30, 2019

NOTE 2 - SUMMARY OF SIGNIFICANT ACCOUNTING POLICIES - (Continued)

V. Extraordinary and Special Items

Extraordinary items are transactions or events that are both unusual in nature and infrequent in occurrence. Special items are transactions or events that are within the control of the Board of Education and that are either unusual in nature or infrequent in occurrence. During fiscal year 2019, the District had neither type of item.

NOTE 3 - ACCOUNTABILITY AND COMPLIANCE

A. Change in Accounting Principles

For fiscal year 2019, the District has implemented GASB Statement No. 83, "Certain Asset Retirement Obligations" and GASB Statement No. 88, "Certain Disclosures Related to Debt, Including Direct Borrowings and Direct Placements".

GASB Statement No. 83 addresses accounting and financial reporting for certain asset retirement obligations (AROs). An ARO is a legally enforceable liability associated with the retirement of a tangible capital asset. A government that has legal obligations to perform future asset retirement activities related to its tangible capital assets should recognize a liability. The implementation of GASB Statement No. 83 did not have an effect on the financial statements of the District.

GASB Statement No. 88 improves the information that is disclosed in notes to the basic financial statements related to debt, including direct borrowings and direct placements. It also clarifies which liabilities governments should include when disclosing information related to debt. The implementation of GASB Statement No. 88 did not have an effect on the financial statements of the District.

B. Deficit Fund Balances

Fund balances at June 30, 2019 included the following individual fund deficits:

<u>Nonmajor funds</u>	<u>Deficit</u>
Miscellaneous state grants	\$ 4,041
Title I, disadvantage children	58,304
Improving teacher quality	13
Miscellaneous federal grants	10,990

The general fund is liable for any deficit in these funds and provides transfers when cash is required, not when accruals occur. The deficit fund balances resulted from adjustments for accrued liabilities.

NOTE 4 - DEPOSITS AND INVESTMENTS

State statutes classify monies held by the District into three categories.

Active deposits are public deposits necessary to meet current demands on the treasury. Such monies must be maintained either as cash in the District treasury, in commercial accounts payable or withdrawable on demand, including negotiable order of withdrawal (NOW) accounts, or in money market deposit accounts.

Inactive deposits are public deposits that the Board of Education has identified as not required for use within the current five year period of designation of depositories. Inactive deposits must either be evidenced by certificates of deposit maturing not later than the end of the current period of designation of depositories, or by savings or deposit accounts including, but not limited to, passbook accounts.

**GIRARD CITY SCHOOL DISTRICT
TRUMBULL COUNTY, OHIO**

NOTES TO THE BASIC FINANCIAL STATEMENTS
FOR THE FISCAL YEAR ENDED JUNE 30, 2019

NOTE 4 - DEPOSITS AND INVESTMENTS (Continued)

Interim deposits are deposits of interim monies. Interim monies are those monies which are not needed for immediate use, but which will be needed before the end of the current period of designation of depositories.

Interim deposits must be evidenced by time certificates of deposit maturing not more than one year from the date of deposit or by savings or deposit accounts including passbook accounts.

Interim monies may be deposited or invested in the following securities:

1. United States Treasury Notes, Bills, Bonds, or any other obligation or security issued by the United States Treasury or any other obligation guaranteed as to principal and interest by the United States;
2. Bonds, notes, debentures, or any other obligations or securities issued by any federal government agency or instrumentality, including, but not limited to, the Federal National Mortgage Association, Federal Home Loan Bank, Federal Farm Credit Bank, Federal Home Loan Mortgage Corporation, Government National Mortgage Association, and Student Loan Marketing Association. All federal agency securities shall be direct issuances of federal government agencies or instrumentalities;
3. Written repurchase agreements in the securities listed above provided that the fair value of the securities subject to the repurchase agreement must exceed the principal value of the agreement by at least two percent and be marked to market daily, and that the term of the agreement must not exceed thirty days;
4. Bonds and other obligations of the State of Ohio;
5. No-load money market mutual funds consisting exclusively of obligations described in items (1) and (2) above and repurchase agreements secured by such obligations, provided that investments in securities described in this division are made only through eligible institutions;
6. The State Treasurer's investment pool, the State Treasury Asset Reserve of Ohio (STAR Ohio);
7. Certain banker's acceptance and commercial paper notes for a period not to exceed one-hundred-eighty days and two-hundred-seventy days, respectively, from the purchase date in an amount not to exceed forty percent of the interim monies available for investment at any one time; and,
8. Under limited circumstances, corporate note interests rated in either of the two highest classifications by at least two nationally recognized rating agencies.

Protection of the District's deposits is provided by the Federal Deposit Insurance Corporation (FDIC), by eligible securities pledged by the financial institution as security for repayment, by surety company bonds deposited with the Treasurer by the financial institution or by a single collateral pool established by the financial institution to secure the repayment of all public monies deposited with the institution.

Investments in stripped principal or interest obligations, reverse repurchase agreements and derivatives are prohibited. The issuance of taxable notes for the purpose of arbitrage, the use of leverage and short selling are also prohibited. An investment must mature within five years from the date of purchase unless matched to a specific obligation or debt of the District, and must be purchased with the expectation that it will be held to maturity. Investments may only be made through specified dealers and institutions. Payment for investments may be made only upon delivery of the securities representing the investments to the Treasurer or, if the securities are not represented by a certificate, upon receipt of confirmation of transfer from the custodian.

**GIRARD CITY SCHOOL DISTRICT
TRUMBULL COUNTY, OHIO**

NOTES TO THE BASIC FINANCIAL STATEMENTS
FOR THE FISCAL YEAR ENDED JUNE 30, 2019

NOTE 4 - DEPOSITS AND INVESTMENTS (Continued)

A. Deposits with Financial Institutions

At June 30, 2019, the carrying amount of all District deposits was \$423,058. Based on the criteria described in GASB Statement No. 40, “Deposits and Investment Risk Disclosures”, as of June 30, 2019, \$204,754 of the District’s bank balance of \$454,754 was exposed to custodial risk as discussed below, while \$250,000 was covered by the FDIC.

Custodial credit risk is the risk that, in the event of bank failure, the District will not be able to recover deposits or collateral securities that are in the possession of an outside party. The District has no deposit policy for custodial credit risk beyond the requirements of State statute. Ohio law requires that deposits either be insured or protected by (1) eligible securities pledged to the District and deposited with a qualified trustee by the financial institution as security for repayment whose fair value at all times shall be at least 105 percent of the deposits being secured, or (2) participation in the Ohio Pooled Collateral System (OPCS), a collateral pool of eligible securities deposited with a qualified trustee and pledged to the Treasurer of State to secure the repayment of all public monies deposited in the financial institution. OPCS requires the total fair value of the securities pledged to be 102 percent of the deposits being secured or a reduced rate set by the Treasurer of State. For fiscal year 2019, the District’s financial institutions were approved for a reduced collateral rate through the OPCS. Although all statutory requirements for the deposit of money had been followed, noncompliance with Federal requirements could potentially subject the District to a successful claim by the FDIC.

B. Investments

As of June 30, 2019, the District had the following investments and maturities:

<u>Measurement/ Investment type</u>	<u>Measurement Value</u>	<u>Investment Maturities</u> 6 months or <u>less</u>
<i>Amortized Cost:</i>		
STAR Ohio	\$ 19,812,646	\$ 19,812,646

Interest Rate Risk: As a means of limiting its exposure to fair value losses arising from rising interest rates and according to State law, the District’s investment policy limits investment portfolio maturities to five years or less.

Credit Risk: STAR Ohio carries a rating of AAAM by Standard & Poor’s. Ohio law requires that STAR Ohio maintain the highest rating provided by at least one nationally recognized standard rating service. The District’s investment policy does not specifically address credit risk beyond requiring the District to only invest in securities authorized by State statute.

Custodial Credit Risk: For an investment, custodial credit risk is the risk that, in the event of the failure of the counterparty, the District will not be able to recover the value of its investments or collateral securities that are in the possession of an outside party. The District has no investment policy dealing with investment custodial risk beyond the requirement in State statute that prohibits payment for investments prior to the delivery of the securities representing such investments to the Treasurer or qualified trustee.

**GIRARD CITY SCHOOL DISTRICT
TRUMBULL COUNTY, OHIO**

NOTES TO THE BASIC FINANCIAL STATEMENTS
FOR THE FISCAL YEAR ENDED JUNE 30, 2019

NOTE 4 - DEPOSITS AND INVESTMENTS (Continued)

Concentration of Credit Risk: The District places no limit on the amount that may be invested in any one issuer. The following table includes the percentage of each investment type held by the District at June 30, 2019:

<u>Measurement/ Investment type</u>	<u>Measurement Value</u>	<u>% of total</u>
<i>Amortized Cost</i>		
STAR Ohio	\$ 19,812,646	100.00

C. Reconciliation of Cash and Investments to the Statement of Net Position

The following is a reconciliation of cash and investments as reported in the note above to cash and investments as reported on the statement of net position as of June 30, 2019:

<u>Cash and investments per note</u>	
Carrying amount of deposits	\$ 423,058
Investments	<u>19,812,646</u>
Total	<u>\$ 20,235,704</u>

<u>Cash and investments per statement of net position</u>	
Governmental activities	\$ 19,728,481
Private-purpose trust funds	348,280
Agency funds	<u>158,943</u>
Total	<u>\$ 20,235,704</u>

NOTE 5 - INTERFUND TRANSACTIONS

Due to/due from other funds consisted of the following at June 30, 2019, as reported on the fund statements:

<u>Receivable fund</u>	<u>Payable fund</u>	<u>Amount</u>
General fund	Nonmajor governmental funds	<u>\$ 21,081</u>

The primary purpose of the interfund balance is to cover costs in specific funds where revenues were not received by June 30. The interfund balance will be repaid once the anticipated revenues are received. Interfund loans between governmental funds are eliminated on the statement of net position thus there are no internal balances.

NOTE 6 - PROPERTY TAXES

Property taxes are levied and assessed on a calendar year basis while the District fiscal year runs from July through June. First half tax collections are received by the District in the second half of the fiscal year. Second half tax distributions occur in the first half of the following fiscal year.

**GIRARD CITY SCHOOL DISTRICT
TRUMBULL COUNTY, OHIO**

NOTES TO THE BASIC FINANCIAL STATEMENTS
FOR THE FISCAL YEAR ENDED JUNE 30, 2019

NOTE 6 - PROPERTY TAXES (Continued)

Property taxes include amounts levied against all real property and public utility property. Real property tax revenues received in calendar year 2019 represent the collection of calendar year 2018 taxes. Real property taxes received in calendar year 2019 were levied after April 1, 2018, on the assessed values as of January 1, 2018, the lien date. Assessed values for real property taxes are established by State statute at 35 percent of appraised fair value. Real property taxes are payable annually or semiannually. If paid annually, payment is due December 31; if paid semiannually, the first payment is due December 31, with the remainder payable by June 20. Under certain circumstances, State statute permits alternate payment dates to be established. Public utility property tax revenues received in calendar year 2019 represent the collection of calendar year 2018 taxes. Public utility real and personal property taxes received in calendar year 2019 became a lien on December 31, 2017, were levied after April 1, 2018, and are collected with real property taxes. Public utility real property is assessed at 35 percent of true value; public utility tangible personal property is currently assessed at varying percentages of true value.

The District receives property taxes from Trumbull County. The County Auditor periodically advances to the District its portion of the taxes collected. Second-half real property tax payments collected by the County by June 30, 2019, are available to finance fiscal year 2019 operations. The amount available as an advance at June 30, 2019 was \$37,330 in the general fund, \$8,124 in the bond retirement fund, \$710 in the permanent improvement fund (a nonmajor governmental fund) and \$964 classroom facilities maintenance fund (a nonmajor governmental fund). This amount is recorded as revenue. The amount available for advance at June 30, 2018 was \$81,291 in the general fund, \$18,197 in the bond retirement fund and \$2,978 in the permanent improvement fund (a nonmajor governmental fund), and \$715 in the classroom facilities maintenance fund (a nonmajor governmental fund). The amount of second-half real property taxes available for advance at fiscal year-end can vary based on the date the tax bills are sent.

Accrued property taxes receivable includes real property, public utility property and delinquent tangible personal property taxes which are measurable as of June 30, 2019 and for which there is an enforceable legal claim. Although total property tax collections for the next fiscal year are measurable, only the amount of real property taxes available as an advance at June 30 was levied to finance current fiscal year operations and is reported as revenue at fiscal year-end. The portion of the receivable not levied to finance current fiscal year operations is offset by a credit to deferred inflows.

On the accrual basis of accounting, collectible delinquent property taxes have been recorded as a receivable and revenue, while on a modified accrual basis of accounting the revenue has been reported as a deferred inflow.

The assessed values upon which the fiscal year 2019 taxes were collected are:

	2018 Second Half Collections		2019 First Half Collections	
	<u>Amount</u>	<u>Percent</u>	<u>Amount</u>	<u>Percent</u>
Agricultural/residential and other real estate	\$ 123,020,830	88.06	\$ 121,941,680	88.24
Public utility personal	<u>16,672,550</u>	<u>11.94</u>	<u>16,245,540</u>	<u>11.76</u>
Total	<u>\$ 139,693,380</u>	<u>100.00</u>	<u>\$ 138,187,220</u>	<u>100.00</u>
Tax rate per \$1,000 of assessed valuation		\$54.50		\$54.40

**GIRARD CITY SCHOOL DISTRICT
TRUMBULL COUNTY, OHIO**

NOTES TO THE BASIC FINANCIAL STATEMENTS
FOR THE FISCAL YEAR ENDED JUNE 30, 2019

NOTE 7 - RECEIVABLES

Receivables at June 30, 2019 consisted of taxes, payments in lieu of taxes, accounts and intergovernmental grants and entitlements. All receivables are considered collectible in full due to the ability to foreclose for the nonpayment of taxes, the stable condition of State programs and the current year guarantee of general funds. A list of the principal items of receivables reported on the statement of net position follows:

Governmental activities:

Taxes	\$ 6,027,338
Payments in lieu of taxes	1,273,021
Accounts	4,782
Intergovernmental	<u>203,036</u>
Total	<u>\$ 7,508,177</u>

Receivables have been disaggregated on the face of the basic financial statements. All receivables are expected to be collected within the subsequent year.

NOTE 8 - CAPITAL ASSETS

Capital asset activity for the fiscal year ended June 30, 2019, was as follows.

	Balance 6/30/18	Additions	Deductions	Balance 6/30/19
Governmental activities:				
<i>Capital assets, not being depreciated:</i>				
Land	\$ 644,177	\$ -	\$ -	\$ 644,177
Construction in progress	<u>-</u>	<u>84,113</u>	<u>-</u>	<u>84,113</u>
Total capital assets, not being depreciated	<u>644,177</u>	<u>84,113</u>	<u>-</u>	<u>728,290</u>
<i>Capital assets, being depreciated:</i>				
Land improvements	4,841,417	-	-	4,841,417
Buildings and improvements	35,206,614	-	-	35,206,614
Furniture and equipment	1,496,661	159,573	-	1,656,234
Vehicles	<u>1,107,960</u>	<u>-</u>	<u>(59,705)</u>	<u>1,048,255</u>
Total capital assets, being depreciated	<u>42,652,652</u>	<u>159,573</u>	<u>(59,705)</u>	<u>42,752,520</u>
<i>Less: accumulated depreciation</i>				
Land improvements	(2,030,583)	(232,717)	-	(2,263,300)
Buildings and improvements	(12,075,691)	(1,052,830)	-	(13,128,521)
Furniture and equipment	(1,144,105)	(144,681)	-	(1,288,786)
Vehicles	<u>(876,762)</u>	<u>(55,894)</u>	<u>59,705</u>	<u>(872,951)</u>
Total accumulated depreciation	<u>(16,127,141)</u>	<u>(1,486,122)</u>	<u>59,705</u>	<u>(17,553,558)</u>
Governmental activities capital assets, net	<u>\$ 27,169,688</u>	<u>\$ (1,242,436)</u>	<u>\$ -</u>	<u>\$ 25,927,252</u>

**GIRARD CITY SCHOOL DISTRICT
TRUMBULL COUNTY, OHIO**

NOTES TO THE BASIC FINANCIAL STATEMENTS
FOR THE FISCAL YEAR ENDED JUNE 30, 2019

NOTE 8 - CAPITAL ASSETS - (Continued)

Depreciation expense was charged to governmental functions as follows:

<u>Instruction:</u>	
Regular	\$ 1,160,969
Vocational	249
 <u>Support services:</u>	
Administration	34,654
Operations and maintenance	3,040
Pupil transportation	58,605
Extracurricular activities	214,609
Food service operations	<u>13,996</u>
 Total depreciation expense	 <u>\$ 1,486,122</u>

NOTE 9 - LONG-TERM OBLIGATIONS

A. During the fiscal year 2019, the following changes occurred in governmental activities long-term obligations.

	Interest <u>Rate</u>	Balance Outstanding <u>6/30/18</u>	<u>Additions</u>	<u>Reductions</u>	Balance Outstanding <u>6/30/19</u>	Amounts Due in <u>One Year</u>
Governmental activities:						
<u>General obligation bonds:</u>						
School improvement Refundings Bonds:						
Series 2017 issue	2.00-4.25%	\$ 6,320,000	\$ -	\$ (310,000)	\$ 6,010,000	\$ 320,000
Series 2006 issue	3.85-5.75%	805,000	-	(390,000)	415,000	415,000
School improvement Bonds:						
Series 2007 issue	3.50-4.40%	<u>443,966</u>	<u>55,217</u>	-	<u>499,183</u>	-
Total bonds payable		<u>7,568,966</u>	<u>55,217</u>	<u>(700,000)</u>	<u>6,924,183</u>	<u>735,000</u>
<u>Other long-term obligations:</u>						
Net pension liability		20,839,292	-	(599,773)	20,239,519	-
Net OPEB liability		4,664,814	95,718	(2,720,006)	2,040,526	-
Capital lease		152,108	-	(29,250)	122,858	31,678
Compensated absences		<u>1,029,847</u>	<u>82,174</u>	<u>(90,358)</u>	<u>1,021,663</u>	<u>125,554</u>
Total other long-term obligations		<u>26,686,061</u>	<u>177,892</u>	<u>(3,439,387)</u>	<u>23,424,566</u>	<u>157,232</u>
Total governmental activities		<u>\$ 34,255,027</u>	<u>\$ 233,109</u>	<u>\$ (4,139,387)</u>	30,348,749	<u>\$ 892,232</u>
				Add: Unamortized premium on bond issues	<u>368,912</u>	
				Total reported on statement of net position	<u>\$ 30,717,661</u>	

Net Pension liability: See Note 12 for details. The District pays obligations related to employee compensation from the fund benefitting from their service, which is primarily the general fund.

Net OPEB liability: See Note 13 for details. The District pays obligations related to employee compensation from the fund benefitting from their service, which is primarily the general fund.

Capital lease: The District entered into capitalized lease for copiers. See Note 18 for details.

**GIRARD CITY SCHOOL DISTRICT
TRUMBULL COUNTY, OHIO**

NOTES TO THE BASIC FINANCIAL STATEMENTS
FOR THE FISCAL YEAR ENDED JUNE 30, 2019

NOTE 9 - LONG-TERM OBLIGATIONS - (Continued)

Compensated absences: Compensated absences will be paid from the fund from which the employees' salaries are paid, which is primarily the general fund.

B. Classroom Facilities and School Improvement Refunding Bonds – Series 2006

On June 6, 2006 the District issued general obligation bonds (classroom facilities and school improvement refunding bonds - series 2006) to advance refund the callable portion of the construction bonds - series 1999 (principal \$3,370,000). Issuance proceeds totaling \$3,598,240 were deposited with an escrow agent and were used to purchase securities which were placed in an irrevocable trust to provide resources for all future debt service payments on the refunded debt. This refunded debt is considered defeased (in-substance) and accordingly, has been removed from the statement of net position. The refunding issue is comprised of current interest term bonds, par value \$3,250,000. These bonds are general obligations of the District, for which its full faith and credit is pledged for repayment. Payments of principal and interest on the refunding bonds will be made from the bond retirement fund.

The reacquisition price exceeded the net carrying amount of the old debt by \$228,240. This amount is reported as a deferred outflow of resources and amortized over the remaining life of the refunded debt, which is equal to the life of the new debt issued.

C. Classroom Facilities and School Improvement Bonds – Series 2007

On December 27, 2007, the District issued general obligation bonds (classroom facilities and school improvement bonds - series 2007) in order to fund the local share and required locally funded initiatives under the Classroom Facilities Assistance Program of the Ohio Schools Facilities Commission (OSFC). These bonds are general obligations of the District, for which its full faith and credit is pledged for repayment. The bonds will be paid from the bond retirement fund. The source of payment is derived from the District's property tax bond levy. During fiscal year 2017, \$6,445,000 of these bonds were refunded by the Series 2017 bonds.

The issue is comprised of both current interest bonds, par value \$8,870,000, and capital appreciation bonds, par value \$129,997. The interest rates on the current interest bonds range from 3.50% to 4.40%. The capital appreciation bonds mature on December 1, of 2020, and 2021 (stated interest rate of 12.075%) at a redemption price equal to 100% of the principal plus accreted interest to the redemption date. The accreted value at maturity for the capital appreciation bonds is \$630,000. A total of \$369,186 in interest has been accreted on the capital appreciation bonds as of June 30, 2019.

Interest payments on the current interest bonds are due on June 1 and December 1 of each year. The final stated maturity of the current interest bonds is December 1, 2035.

At June 30, 2019, \$599,672 of proceeds from this bond issue are unspent.

The following is a schedule of activity for fiscal year 2019 for the classroom facilities and school improvement bonds - series 2007:

	Balance			Balance	Amounts
	6/30/18	Additions	Reductions	6/30/19	Due in One Year
School improvement bonds - Series 2007					
Capital appreciation bonds	\$ 129,997	\$ -	\$ -	\$ 129,997	\$ -
Accreted interest	313,969	55,217	-	369,186	-
Total School improvement bonds - Series 2007	<u>\$ 443,966</u>	<u>\$ 55,217</u>	<u>\$ -</u>	<u>\$ 499,183</u>	<u>\$ -</u>

**GIRARD CITY SCHOOL DISTRICT
TRUMBULL COUNTY, OHIO**

NOTES TO THE BASIC FINANCIAL STATEMENTS
FOR THE FISCAL YEAR ENDED JUNE 30, 2019

NOTE 9 - LONG-TERM OBLIGATIONS - (Continued)

D. Classroom Facilities and School Improvement Refunding Bonds – Series 2017

During fiscal year 2017, the District issued \$6,410,000 in general obligation bonds to refund \$6,445,000 of the Series 2007 General Obligation School Improvement Bonds. The issuance proceeds were used to purchase securities which were placed in an irrevocable trust to provide resources for all future debt service payments on the refunded debt. This refunded debt is considered defeased (in-substance) and accordingly, has been removed from the statement of net position. The balance of the refunded bonds outstanding at June 30, 2019 was \$6,155,000.

The issue is comprised of current interest bonds, par value \$6,410,000 with interest rates ranging from 2.00% - 4.25%. Principal and interest are due on December 1 and June 1 of each year with a final maturity date of December 1, 2035.

The reacquisition price exceeded the net carrying amount of the old debt by \$141,151. This amount is being netted against the new debt and amortized over the remaining life of the refunding debt, which has a final maturity date of December 1, 2035. This advance refunding was undertaken to reduce the combined total debt service payments by \$647,221 and resulted in an economic gain of \$503,045.

E. Principal and interest requirements to retire the long-term obligations outstanding at June 30, 2019, are as follows:

Fiscal Year Ended	Classroom Facilities and School Improvement Refunding Bonds					
	Series 2006			Series 2017		
	Principal	Interest	Total	Principal	Interest	Total
2020	\$ 415,000	\$ 11,931	\$ 426,931	\$ 320,000	\$ 211,812	\$ 531,812
2021	-	-	-	10,000	206,862	216,862
2022	-	-	-	10,000	206,562	216,562
2023	-	-	-	325,000	201,537	526,537
2024	-	-	-	340,000	191,562	531,562
2025-2029	-	-	-	1,830,000	793,362	2,623,362
2030-2034	-	-	-	2,175,000	444,106	2,619,106
2035-2036	-	-	-	1,000,000	42,925	1,042,925
Total	<u>\$ 415,000</u>	<u>\$ 11,931</u>	<u>\$ 426,931</u>	<u>\$ 6,010,000</u>	<u>\$ 2,298,728</u>	<u>\$ 8,308,728</u>

Fiscal Year Ended	Classroom Facilities and School Improvement Bonds - Series 2007 Capital Appreciation Bonds		
	Principal	Interest	Total
	2020	\$ -	\$ -
2021	68,818	246,182	315,000
2022	<u>61,179</u>	<u>253,821</u>	<u>315,000</u>
Total	<u>\$ 129,997</u>	<u>\$ 500,003</u>	<u>\$ 630,000</u>

**GIRARD CITY SCHOOL DISTRICT
TRUMBULL COUNTY, OHIO**

NOTES TO THE BASIC FINANCIAL STATEMENTS
FOR THE FISCAL YEAR ENDED JUNE 30, 2019

NOTE 9 - LONG-TERM OBLIGATIONS - (Continued)

F. Legal Debt Margin

The Ohio Revised Code provides that voted net general obligation debt of the District shall never exceed 9% of the total assessed valuation of the District. The code further provides that unvoted indebtedness shall not exceed 1/10 of 1% of the property valuation of the District. The code additionally states that unvoted indebtedness related to energy conservation debt shall not exceed 9/10 of 1% of the property valuation of the District. The assessed valuation used in determining the District's legal debt margin has been modified by House Bill 530 which became effective March 30, 2006. In accordance with House Bill 530, the assessed valuation used in the District's legal debt margin calculation excluded tangible personal property used in business, telephone or telegraph property, interexchange telecommunications company property, and personal property owned or leased by a railroad company and used in railroad operations. The effects of these debt limitations at June 30, 2019, are a voted debt margin of \$6,325,686 (including available funds of \$443,833) and an unvoted debt margin of \$138,187.

NOTE 10 - OTHER EMPLOYEE BENEFITS

Compensated Absences

The criteria for determining vacation and sick leave benefits are derived from negotiated agreements and state laws. Only administrative and support personnel who are under a full contract (260 days) are eligible for vacation time.

Classified employees earn five to twenty five days of vacation per year, depending upon length of service. Any vacation time which is unused as of the employee's anniversary date, is expired and not available for use in a subsequent year unless approved by the Superintendent. Accumulated, unused vacation time is paid to administrators upon termination of employment. Each employee earns sick leave at the rate of one and one-fourth days per month. Sick leave shall accumulate during active employment on a continuous year-to-year basis.

For classified and certified employees, retirement severance is also paid to each employee retiring from the District at a per diem rate of the annual salary at the time of retirement. The dollar amount of severance pay is calculated based on the following; an employee who has zero years through 29 years of service will receive twenty-five percent of the employee's accumulated sick leave at the time of his/her retirement, up to a maximum of fifty-three days. Employees who have thirty or more years of teaching service shall qualify for twenty-five percent of their accumulated current sick leave upon retirement up to a maximum of sixty-five days.

NOTE 11 - RISK MANAGEMENT

A. Comprehensive

The District is exposed to various risks of loss related to torts, theft of, damage to, and destruction of assets, errors and omissions, injuries to employees and natural disasters. The District has addressed these various types of risk by purchasing a comprehensive insurance policy through commercial carriers.

General liability insurance was maintained in the amount of \$1,000,000 for each occurrence and \$2,000,000 in the aggregate and general liability coverage for employee dishonesty bonds was maintained in the amount of \$20,000 with \$500 deductible.

The District maintains fleet insurance in the amount of \$1,000,000 for any one accident or loss.

**GIRARD CITY SCHOOL DISTRICT
TRUMBULL COUNTY, OHIO**

NOTES TO THE BASIC FINANCIAL STATEMENTS
FOR THE FISCAL YEAR ENDED JUNE 30, 2019

NOTE 11 - RISK MANAGEMENT - (Continued)

The District maintains replacement cost insurance on buildings and contents, which includes boiler and machinery, in the amount of \$59,239,071 with a \$5,000 deductible.

\$20,000 performance bonds are maintained for the Superintendent, Treasurer and Board President. All performance bonds are maintained by the Ohio Casualty Insurance Company through the Griffith Agency.

B. Employee Benefits

The District provides life insurance and accidental death and dismemberment insurance to its employees. Coverage is \$50,000 for all certified and administrative staff, \$50,000 for all regular classified staff, \$150,000 for the Superintendent, and \$500,000 coverage for the Treasurer. Coverage is provided through the American United Life Insurance Company. Coverage is not less than \$50,000 per union classified employee with coverage provided by the Medical Life Insurance Company.

For fiscal year 2019, the District contracted with the Trumbull County Schools Employee Insurance Benefits Consortium to provide employee medical/prescription/drug/surgical benefits through Medical Mutual of Ohio. The Trumbull County Schools Employee Insurance Benefits Consortium is a shared risk pool comprised of sixteen Trumbull County school districts. Rates are set through an annual calculation process. The District pays a monthly contribution into a common consortium fund from which claim payments are made for all participating school districts. Claims are paid for all participants regardless of claims flow. The Board of Directors has the right to return monies to an exiting district subsequent to the settlement of all expenses and claims.

Dental coverage is provided through Delta Dental and vision coverage is provided by Medical Mutual.

Post-employment health care is provided to plan participants or their beneficiaries through the respective retirement systems discussed in Note 13.

NOTE 12 - DEFINED BENEFIT PENSION PLANS

Net Pension Liability

The net pension liability reported on the statement of net position represents a liability to employees for pensions. Pensions are a component of exchange transactions—between an employer and its employees—of salaries and benefits for employee services. Pensions are provided to an employee—on a deferred-payment basis—as part of the total compensation package offered by an employer for employee services each financial period. The obligation to sacrifice resources for pensions is a present obligation because it was created as a result of employment exchanges that already have occurred.

The net pension liability represents the District's proportionate share of each pension plan's collective actuarial present value of projected benefit payments attributable to past periods of service, net of each pension plan's fiduciary net position. The net pension liability calculation is dependent on critical long-term variables, including estimated average life expectancies, earnings on investments, cost of living adjustments and others. While these estimates use the best information available, unknowable future events require adjusting this estimate annually.

The Ohio Revised Code limits the District's obligation for this liability to annually required payments. The District cannot control benefit terms or the manner in which pensions are financed; however, the District does receive the benefit of employees' services in exchange for compensation including pension.

**GIRARD CITY SCHOOL DISTRICT
TRUMBULL COUNTY, OHIO**

NOTES TO THE BASIC FINANCIAL STATEMENTS
FOR THE FISCAL YEAR ENDED JUNE 30, 2019

NOTE 12 - DEFINED BENEFIT PENSION PLANS - (Continued)

GASB 68 assumes the liability is solely the obligation of the employer, because (1) they benefit from employee services; and (2) State statute requires all funding to come from these employers. All contributions to date have come solely from these employers (which also includes costs paid in the form of withholdings from employees). State statute requires the pension plans to amortize unfunded liabilities within 30 years. If the amortization period exceeds 30 years, each pension plan’s board must propose corrective action to the State legislature. Any resulting legislative change to benefits or funding could significantly affect the net pension liability. Resulting adjustments to the net pension liability would be effective when the changes are legally enforceable.

The proportionate share of each plan’s unfunded benefits is presented as a long-term *net pension liability* on the accrual basis of accounting. Any liability for the contractually-required pension contribution outstanding at the end of the year is included in *pension and postemployment benefits payable* on both the accrual and modified accrual bases of accounting.

Plan Description - School Employees Retirement System (SERS)

Plan Description - The District non-teaching employees participate in SERS, a cost-sharing multiple-employer defined benefit pension plan administered by SERS. SERS provides retirement, disability and survivor benefits, annual cost-of-living adjustments, and death benefits to plan members and beneficiaries. Authority to establish and amend benefits is provided by Ohio Revised Code Chapter 3309. SERS issues a publicly available, stand-alone financial report that includes financial statements, required supplementary information and detailed information about SERS’ fiduciary net position. That report can be obtained by visiting the SERS website at www.ohsers.org under Employers/Audit Resources.

Age and service requirements for retirement are as follows:

	Eligible to Retire on or before August 1, 2017 *	Eligible to Retire after August 1, 2017
Full benefits	Age 65 with 5 years of services credit; or Any age with 30 years of service credit	Age 67 with 10 years of service credit; or Age 57 with 30 years of service credit
Actuarially reduced benefits	Age 60 with 5 years of service credit; or Age 55 with 25 years of service credit	Age 62 with 10 years of service credit; or Age 60 with 25 years of service credit

* Members with 25 years of service credit as of August 1, 2017, will be included in this plan.

Annual retirement benefits are calculated based on final average salary multiplied by a percentage that varies based on years of service; 2.2% for the first thirty years of service and 2.5% for years of service credit over 30. Final average salary is the average of the highest three years of salary.

Effective January 1, 2018, SERS cost-of-living adjustment (COLA) changed from a fixed 3% annual increase to one based on the Consumer Price Index (CPI-W) with a cap of 2.5% and a floor of 0%. SERS also has the authority to award or suspend the COLA, or to adjust the COLA above or below CPI-W. SERS suspended the COLA increases for 2018, 2019 and 2020 for current retirees, and confirmed their intent to implement a four-year waiting period for the state of a COLA for future retirees.

**GIRARD CITY SCHOOL DISTRICT
TRUMBULL COUNTY, OHIO**

NOTES TO THE BASIC FINANCIAL STATEMENTS
FOR THE FISCAL YEAR ENDED JUNE 30, 2019

NOTE 12 - DEFINED BENEFIT PENSION PLANS - (Continued)

Funding Policy - Plan members are required to contribute 10% of their annual covered salary and the District is required to contribute 14% of annual covered payroll. The contribution requirements of plan members and employers are established and may be amended by the SERS' Retirement Board up to statutory maximum amounts of 10% for plan members and 14% for employers. The Retirement Board, acting with the advice of the actuary, allocates the employer contribution rate among four of the System's funds (Pension Trust Fund, Death Benefit Fund, Medicare B Fund, and Health Care Fund). For the fiscal year ended June 30, 2019, the allocation to pension, death benefits, and Medicare B was 13.5%. The remaining 0.5% of the employer contribution rate was allocated to the Health Care Fund.

The District's contractually required contribution to SERS was \$397,454 for fiscal year 2019. Of this amount, \$110,080 is reported as pension and postemployment benefits payable.

Plan Description - State Teachers Retirement System (STRS)

Plan Description - Licensed teachers participate in STRS Ohio, a cost-sharing multiple-employer public employee retirement system administered by STRS. STRS provides retirement and disability benefits to members and death and survivor benefits to beneficiaries. STRS issues a stand-alone financial report that includes financial statements, required supplementary information and detailed information about STRS' fiduciary net position. That report can be obtained by writing to STRS, 275 E. Broad St., Columbus, OH 43215-3771, by calling (888) 227-7877, or by visiting the STRS website at www.strsoh.org.

New members have a choice of three retirement plans; a Defined Benefit (DB) Plan, a Defined Contribution (DC) Plan and a Combined Plan. Benefits are established by Ohio Revised Code Chapter 3307. The DB Plan offers an annual retirement allowance based on final average salary multiplied by a percentage that varies based on years of service. Effective August 1, 2015, the calculation will be 2.2% of final average salary for the five highest years of earnings multiplied by all years of service. Effective July 1, 2017, the cost-of-living adjustment was reduced to zero. Members are eligible to retire at age 60 with five years of qualifying service credit, or age 55 with 26 years of service, or 31 years of service regardless of age. Eligibility changes will be phased in until August 1, 2026, when retirement eligibility for unreduced benefits will be five years of service credit and age 65, or 35 years of service credit and at least age 60.

The DC Plan allows members to place all their member contributions and 9.53% of the 14% employer contributions into an investment account. Investment allocation decisions are determined by the member. The remaining 4.47% of the 14% employer rate is allocated to the defined benefit unfunded liability. A member is eligible to receive a retirement benefit at age 50 and termination of employment. The member may elect to receive a lifetime monthly annuity or a lump sum withdrawal.

The Combined Plan offers features of both the DB Plan and the DC Plan. In the Combined Plan, 12% of the 14% member rate goes to the DC Plan and the remaining 2% is applied to the DB Plan. Member contributions to the DC Plan are allocated among investment choices by the member, and contributions to the DB Plan from the employer and the member are used to fund the defined benefit payment at a reduced level from the regular DB Plan. The defined benefit portion of the Combined Plan payment is payable to a member on or after age 60 with five years of service. The defined contribution portion of the account may be taken as a lump sum payment or converted to a lifetime monthly annuity after termination of employment at age 50 or later.

New members who choose the DC Plan or Combined Plan will have another opportunity to reselect a permanent plan during their fifth year of membership. Members may remain in the same plan or transfer to another STRS plan. The optional annuitization of a member's defined contribution account or the defined contribution portion of a member's Combined Plan account to a lifetime benefit results in STRS bearing the risk of investment gain or loss on the account. STRS has therefore included all three plan options as one defined benefit plan for GASB 68 reporting purposes.

**GIRARD CITY SCHOOL DISTRICT
TRUMBULL COUNTY, OHIO**

NOTES TO THE BASIC FINANCIAL STATEMENTS
FOR THE FISCAL YEAR ENDED JUNE 30, 2019

NOTE 12 - DEFINED BENEFIT PENSION PLANS - (Continued)

A DB or Combined Plan member with five or more years of credited service who is determined to be disabled may qualify for a disability benefit. Eligible survivors of members who die before service retirement may qualify for monthly benefits. New members on or after July 1, 2013, must have at least ten years of qualifying service credit to apply for disability benefits. Members in the DC Plan who become disabled are entitled only to their account balance. If a member of the DC Plan dies before retirement benefits begin, the member's designated beneficiary is entitled to receive the member's account balance.

Funding Policy - Employer and member contribution rates are established by the State Teachers Retirement Board and limited by Chapter 3307 of the Ohio Revised Code. For fiscal year 2019, plan members were required to contribute 14% of their annual covered salary. The District was required to contribute 14%; the entire 14% was the portion used to fund pension obligations. The fiscal year 2019 contribution rates were equal to the statutory maximum rates.

The District's contractually required contribution to STRS was \$1,239,118 for fiscal year 2019. Of this amount, \$214,316 is reported as pension and postemployment benefits payable.

Pension Liabilities, Pension Expense, and Deferred Outflows of Resources and Deferred Inflows of Resources Related to Pensions

The net pension liability was measured as of June 30, 2018, and the total pension liability used to calculate the net pension liability was determined by an actuarial valuation as of that date. The District's proportion of the net pension liability was based on the District's share of contributions to the pension plan relative to the projected contributions of all participating entities.

Following is information related to the proportionate share and pension expense:

	SERS	STRS	Total
Proportion of the net pension liability prior measurement date	0.07160840%	0.06971458%	
Proportion of the net pension liability current measurement date	<u>0.07273580%</u>	<u>0.07310344%</u>	
Change in proportionate share	<u>0.00112740%</u>	<u>0.00338886%</u>	
Proportionate share of the net pension liability	\$ 4,165,714	\$ 16,073,805	\$ 20,239,519
Pension expense	\$ 395,530	\$ 1,788,871	\$ 2,184,401

At June 30, 2019, the District reported deferred outflows of resources and deferred inflows of resources related to pensions from the following sources:

**GIRARD CITY SCHOOL DISTRICT
TRUMBULL COUNTY, OHIO**

NOTES TO THE BASIC FINANCIAL STATEMENTS
FOR THE FISCAL YEAR ENDED JUNE 30, 2019

NOTE 12 - DEFINED BENEFIT PENSION PLANS - (Continued)

	SERS	STRS	Total
Deferred outflows of resources			
Differences between expected and actual experience	\$ 228,464	\$ 371,033	\$ 599,497
Changes of assumptions	94,071	2,848,582	2,942,653
Difference between employer contributions and proportionate share of contributions/ change in proportionate share	108,644	732,650	841,294
Contributions subsequent to the measurement date	397,454	1,239,118	1,636,572
Total deferred outflows of resources	\$ 828,633	\$ 5,191,383	\$ 6,020,016
	SERS	STRS	Total
Deferred inflows of resources			
Differences between expected and actual experience	\$ -	\$ 104,971	\$ 104,971
Net difference between projected and actual earnings on pension plan investments	115,419	974,698	1,090,117
Difference between employer contributions and proportionate share of contributions/ change in proportionate share	7,327	35,295	42,622
Total deferred inflows of resources	\$ 122,746	\$ 1,114,964	\$ 1,237,710

\$1,636,572 reported as deferred outflows of resources related to pension resulting from District contributions subsequent to the measurement date will be recognized as a reduction of the net pension liability in the year ending June 30, 2020.

Other amounts reported as deferred outflows of resources and deferred inflows of resources related to pension will be recognized in pension expense as follows:

	SERS	STRS	Total
Fiscal Year Ending June 30:			
2020	\$ 365,791	\$ 1,623,384	\$ 1,989,175
2021	114,745	1,092,251	1,206,996
2022	(136,706)	206,636	69,930
2023	(35,397)	(84,970)	(120,367)
Total	\$ 308,433	\$ 2,837,301	\$ 3,145,734

Actuarial Assumptions - SERS

SERS' total pension liability was determined by their actuaries in accordance with GASB Statement No. 67, as part of their annual actuarial valuation for each defined benefit retirement plan. Actuarial valuations of an ongoing plan involve estimates of the value of reported amounts (e.g., salaries, credited service) and assumptions about the probability of occurrence of events far into the future (e.g., mortality, disabilities, retirements, employment termination). Actuarially determined amounts are subject to continual review and potential modifications, as actual results are compared with past expectations and new estimates are made about the future.

**GIRARD CITY SCHOOL DISTRICT
TRUMBULL COUNTY, OHIO**

NOTES TO THE BASIC FINANCIAL STATEMENTS
FOR THE FISCAL YEAR ENDED JUNE 30, 2019

NOTE 12 - DEFINED BENEFIT PENSION PLANS - (Continued)

Projections of benefits for financial reporting purposes are based on the substantive plan (the plan as understood by the employers and plan members) and include the types of benefits provided at the time of each valuation and the historical pattern of sharing benefit costs between the employers and plan members to that point. The projection of benefits for financial reporting purposes does not explicitly incorporate the potential effects of legal or contractual funding limitations.

Actuarial calculations reflect a long-term perspective. For a newly hired employee, actuarial calculations will take into account the employee's entire career with the employer and also take into consideration the benefits, if any, paid to the employee after termination of employment until the death of the employee and any applicable contingent annuitant. In many cases actuarial calculations reflect several decades of service with the employer and the payment of benefits after termination.

Key methods and assumptions used in calculating the total pension liability in the latest actuarial valuation, prepared as of June 30, 2018, are presented below:

Wage inflation	3.00%
Future salary increases, including inflation	3.50% to 18.20%
COLA or ad hoc COLA	2.50%, on and after April 1, 2018, COLA's for future retirees will be delayed for three years following commencement
Investment rate of return	7.50% net of investments expense, including inflation
Actuarial cost method	Entry age normal (level percent of payroll)

For 2018, the mortality rates were based on the RP-2014 Blue Collar Mortality Table with fully generational projection and a five-year age set-back for both males and females. Mortality among service retired members, and beneficiaries were based upon the RP-2014 Blue Collar Mortality Table with fully generational projection with Scale BB, 120% of male rates, and 110% of female rates. Mortality among disabled members was based upon the RP-2000 Disabled Mortality Table, 90% for male rates and 100% for female rates, set back five years is used for the period after disability retirement.

The most recent experience study was completed for the five year period ended June 30, 2015.

The long-term return expectation for the Pension Plan Investments has been determined using a building-block approach and assumes a time horizon, as defined in SERS' *Statement of Investment Policy*. A forecasted rate of inflation serves as the baseline for the return expectation. Various real return premiums over the baseline inflation rate have been established for each asset class. The long-term expected nominal rate of return has been determined by calculating a weighted average of the expected real return premiums for each asset class, adding the projected inflation rate, and adding the expected return from rebalancing uncorrelated asset classes.

The target allocation and best estimates of arithmetic real rates of return for each major assets class are summarized in the following table:

**GIRARD CITY SCHOOL DISTRICT
TRUMBULL COUNTY, OHIO**

NOTES TO THE BASIC FINANCIAL STATEMENTS
FOR THE FISCAL YEAR ENDED JUNE 30, 2019

NOTE 12 - DEFINED BENEFIT PENSION PLANS - (Continued)

Asset Class	Target Allocation	Long Term Expected Real Rate of Return
Cash	1.00 %	0.50 %
US Equity	22.50	4.75
International Equity	22.50	7.00
Fixed Income	19.00	1.50
Private Equity	10.00	8.00
Real Assets	15.00	5.00
Multi-Asset Strategies	10.00	3.00
Total	<u>100.00 %</u>	

Discount Rate - The total pension liability was calculated using the discount rate of 7.50%. The projection of cash flows used to determine the discount rate assumed the contributions from employers and from the members would be computed based on contribution requirements as stipulated by State statute. Projected inflows from investment earning were calculated using the long-term assumed investment rate of return (7.50%). Based on those assumptions, the plan's fiduciary net position was projected to be available to make all future benefit payments of current plan members. Therefore, the long-term expected rate of return on pension plan investments was applied to all periods of projected benefits to determine the total pension liability.

Sensitivity of the District's Proportionate Share of the Net Pension Liability to Changes in the Discount Rate - Net pension liability is sensitive to changes in the discount rate, and to illustrate the potential impact the following table presents the net pension liability calculated using the discount rate of 7.50%, as well as what each plan's net pension liability would be if it were calculated using a discount rate that is one percentage point lower (6.50%), or one percentage point higher (8.50%) than the current rate.

	1% Decrease (6.50%)	Current Discount Rate (7.50%)	1% Increase (8.50%)
District's proportionate share of the net pension liability	\$ 5,867,722	\$ 4,165,714	\$ 2,738,694

Actuarial Assumptions - STRS

Key methods and assumptions used in the latest actuarial valuation, reflecting experience study results used in the July 1, 2018, actuarial valuation are presented below:

	July 1, 2018
Inflation	2.50%
Projected salary increases	12.50% at age 20 to 2.50% at age 65
Investment rate of return	7.45%, net of investment expenses, including inflation
Payroll increases	3.00%
Cost-of-living adjustments (COLA)	0.0%, effective July 1, 2017

**GIRARD CITY SCHOOL DISTRICT
TRUMBULL COUNTY, OHIO**

NOTES TO THE BASIC FINANCIAL STATEMENTS
FOR THE FISCAL YEAR ENDED JUNE 30, 2019

NOTE 12 - DEFINED BENEFIT PENSION PLANS - (Continued)

For the July 1, 2018, actuarial valuation, post-retirement mortality rates for healthy retirees are based on the RP-2014 Annuitant Mortality Table with 50% of rates through age 69, 70% of rates between ages 70 and 79, 90% of rates between ages 80 and 84, and 100% of rates thereafter, projected forward generationally using mortality improvement scale MP-2016. Post-retirement disabled mortality rates are based on the RP-2014 Disabled Mortality Table with 90% of rates for males and 100% of rates for females, projected forward generationally using mortality improvement scale MP-2016. Pre-retirement mortality rates are based on RP-2014 Employee Mortality Table, projected forward generationally using mortality improvement scale MP-2016.

Actuarial assumptions used in the July 1, 2018 valuation are based on the results of an actuarial experience study for the period July 1, 2011 through June 30, 2016.

STRS Ohio's investment consultant develops an estimate range for the investment return assumption based on the target allocation adopted by the Retirement Board. The target allocation and long-term expected rate of return for each major asset class are summarized as follows:

<u>Asset Class</u>	<u>Target Allocation**</u>	<u>Long Term Expected Real Rate of Return *</u>
Domestic Equity	28.00 %	7.35 %
International Equity	23.00	7.55
Alternatives	17.00	7.09
Fixed Income	21.00	3.00
Real Estate	10.00	6.00
Liquidity Reserves	1.00	2.25
Total	<u>100.00 %</u>	

*10-Year geometric nominal returns, which include the real rate of return and inflation of 2.25% and does not include investment expenses. Over a 30-year period, STRS' investment consultant indicates that the above target allocations should generate a return above the actuarial rate of return, without net value added by management.

**The Target Allocation percentage is effective as of July 1, 2017. Target weights will be phased in over a 24-month period concluding on July 1, 2019.

Discount Rate - The discount rate used to measure the total pension liability was 7.45% as of June 30, 2018. The projection of cash flows used to determine the discount rate assumes member and employer contributions will be made at the statutory contribution rates in accordance with rate increases described above. For this purpose, only employer contributions that are intended to fund benefits of current plan members and their beneficiaries are included. Projected employer contributions that are intended to fund the service costs of future plan members and their beneficiaries, as well as projected contributions from future plan members, are not included. Based on those assumptions, STRS' fiduciary net position was projected to be available to make all projected future benefit payments to current plan members as of June 30, 2018. Therefore, the long-term expected rate of return on pension plan investments of 7.45% was applied to all periods of projected benefit payment to determine the total pension liability as of June 30, 2018.

Sensitivity of the District's Proportionate Share of the Net Pension Liability to Changes in the Discount Rate - The following table presents the District's proportionate share of the net pension liability calculated using the current period discount rate assumption of 7.45%, as well as what the District's proportionate share of the net pension liability would be if it were calculated using a discount rate that is one-percentage-point lower (6.45%) or one-percentage-point higher (8.45%) than the current rate:

**GIRARD CITY SCHOOL DISTRICT
TRUMBULL COUNTY, OHIO**

NOTES TO THE BASIC FINANCIAL STATEMENTS
FOR THE FISCAL YEAR ENDED JUNE 30, 2019

NOTE 12 - DEFINED BENEFIT PENSION PLANS - (Continued)

	1% Decrease (6.45%)	Current Discount Rate (7.45%)	1% Increase (8.45%)
District's proportionate share of the net pension liability	\$ 23,473,676	\$ 16,073,805	\$ 9,810,818

NOTE 13 - DEFINED BENEFIT OPEB PLANS

Net OPEB Liability/Asset

The net OPEB liability/asset reported on the statement of net position represents a liability/asset to employees for OPEB. OPEB is a component of exchange transactions—between an employer and its employees—of salaries and benefits for employee services. OPEB are provided to an employee—on a deferred-payment basis—as part of the total compensation package offered by an employer for employee services each financial period. The obligation to sacrifice resources for OPEB is a present obligation because it was created as a result of employment exchanges that already have occurred.

The net OPEB liability/asset represents the District's proportionate share of each OPEB plan's collective actuarial present value of projected benefit payments attributable to past periods of service, net of each OPEB plan's fiduciary net position. The net OPEB liability/asset calculation is dependent on critical long-term variables, including estimated average life expectancies, earnings on investments, cost of living adjustments and others. While these estimates use the best information available, unknowable future events require adjusting these estimates annually.

The Ohio Revised Code limits the District's obligation for this liability to annually required payments. The District cannot control benefit terms or the manner in which OPEB are financed; however, the District does receive the benefit of employees' services in exchange for compensation including OPEB.

GASB 75 assumes the liability is solely the obligation of the employer, because they benefit from employee services. OPEB contributions come from these employers and health care plan enrollees which pay a portion of the health care costs in the form of a monthly premium. The Ohio Revised Code permits, but does not require the retirement systems to provide healthcare to eligible benefit recipients. Any change to benefits or funding could significantly affect the net OPEB liability/asset. Resulting adjustments to the net OPEB liability/asset would be effective when the changes are legally enforceable. The retirement systems may allocate a portion of the employer contributions to provide for these OPEB benefits.

The proportionate share of each plan's unfunded benefits is presented as a long-term *net OPEB liability* or *net OPEB asset* on the accrual basis of accounting. Any liability for the contractually-required OPEB contribution outstanding at the end of the year is included in *pension and postemployment benefits payable* on both the accrual and modified accrual bases of accounting.

**GIRARD CITY SCHOOL DISTRICT
TRUMBULL COUNTY, OHIO**

NOTES TO THE BASIC FINANCIAL STATEMENTS
FOR THE FISCAL YEAR ENDED JUNE 30, 2019

NOTE 13 - DEFINED BENEFIT OPEB PLANS - (Continued)

Plan Description - School Employees Retirement System (SERS)

Health Care Plan Description - The District contributes to the SERS Health Care Fund, administered by SERS for non-certificated retirees and their beneficiaries. For GASB 75 purposes, this plan is considered a cost-sharing other postemployment benefit (OPEB) plan. SERS' Health Care Plan provides healthcare benefits to eligible individuals receiving retirement, disability, and survivor benefits, and to their eligible dependents. Members who retire after June 1, 1986, need 10 years of service credit, exclusive of most types of purchased credit, to qualify to participate in SERS' health care coverage. In addition to age and service retirees, disability benefit recipients and beneficiaries who are receiving monthly benefits due to the death of a member or retiree, are eligible for SERS' health care coverage. Most retirees and dependents choosing SERS' health care coverage are over the age of 65 and therefore enrolled in a fully insured Medicare Advantage plan; however, SERS maintains a traditional, self-insured preferred provider organization for its non-Medicare retiree population. For both groups, SERS offers a self-insured prescription drug program. Health care is a benefit that is permitted, not mandated, by statute. The financial report of the Plan is included in the SERS Comprehensive Annual Financial Report which can be obtained on SERS' website at www.ohsers.org under Employers/Audit Resources.

Access to health care for retirees and beneficiaries is permitted in accordance with Section 3309 of the Ohio Revised Code. The Health Care Fund was established and is administered in accordance with Internal Revenue Code Section 105(e). SERS' Retirement Board reserves the right to change or discontinue any health plan or program. Active employee members do not contribute to the Health Care Plan. The SERS Retirement Board established the rules for the premiums paid by the retirees for health care coverage for themselves and their dependents or for their surviving beneficiaries. Premiums vary depending on the plan selected, qualified years of service, Medicare eligibility, and retirement status.

Funding Policy - State statute permits SERS to fund the health care benefits through employer contributions. Each year, after the allocation for statutorily required pensions and benefits, the Retirement Board may allocate the remainder of the employer contribution of 14% of covered payroll to the Health Care Fund in accordance with the funding policy. For fiscal year 2019, 0.5% of covered payroll was made to health care. An additional health care surcharge on employers is collected for employees earning less than an actuarially determined minimum compensation amount, pro-rated if less than a full year of service credit was earned. For fiscal year 2019, this amount was \$21,600. Statutes provide that no employer shall pay a health care surcharge greater than 2% of that employer's SERS-covered payroll; nor may SERS collect in aggregate more than 1.5% of the total statewide SERS-covered payroll for the health care surcharge. For fiscal year 2019, the District's surcharge obligation was \$47,358.

The surcharge added to the allocated portion of the 14% employer contribution rate is the total amount assigned to the Health Care Fund. The District's contractually required contribution to SERS was \$62,079 for fiscal year 2019. Of this amount, \$51,435 is reported as pension and postemployment benefits payable.

Plan Description - State Teachers Retirement System (STRS)

Plan Description - The State Teachers Retirement System of Ohio (STRS) administers a cost-sharing Health Plan administered for eligible retirees who participated in the defined benefit or combined pension plans offered by STRS. Ohio law authorizes STRS to offer this plan. Benefits include hospitalization, physicians' fees, prescription drugs and partial reimbursement of monthly Medicare Part B premiums. Medicare Part B premium reimbursements will be discontinued effective January 1, 2020. The Plan is included in the report of STRS which can be obtained by visiting www.strsoh.org or by calling (888) 227-7877.

**GIRARD CITY SCHOOL DISTRICT
TRUMBULL COUNTY, OHIO**

NOTES TO THE BASIC FINANCIAL STATEMENTS
FOR THE FISCAL YEAR ENDED JUNE 30, 2019

NOTE 13 - DEFINED BENEFIT OPEB PLANS - (Continued)

Funding Policy – Ohio Revised Code Chapter 3307 authorizes STRS to offer the Plan and gives the Retirement Board discretionary authority over how much, if any, of the health care costs will be absorbed by STRS. Active employee members do not contribute to the Health Care Plan. Nearly all health care plan enrollees, for the most recent year, pay a portion of the health care costs in the form of a monthly premium. Under Ohio law, funding for post-employment health care may be deducted from employer contributions, currently 14% of covered payroll. For the fiscal year ended June 30, 2019, STRS did not allocate any employer contributions to post-employment health care.

OPEB Liabilities/Assets, OPEB Expense, and Deferred Outflows of Resources and Deferred Inflows of Resources Related to OPEB

The net OPEB liability/asset was measured as of June 30, 2018, and the total OPEB liability/asset used to calculate the net OPEB liability/asset was determined by an actuarial valuation as of that date. The District's proportion of the net OPEB liability/asset was based on the District's share of contributions to the respective retirement systems relative to the contributions of all participating entities. Following is information related to the proportionate share and OPEB expense:

	<u>SERS</u>	<u>STRS</u>	<u>Total</u>
Proportion of the net OPEB liability prior measurement date	0.07246640%	0.06971458%	
Proportion of the net OPEB liability/asset current measurement date	<u>0.07355180%</u>	<u>0.07310344%</u>	
Change in proportionate share	<u>0.00108540%</u>	<u>0.00338886%</u>	
Proportionate share of the net OPEB liability	\$ 2,040,526	\$ -	\$ 2,040,526
Proportionate share of the net OPEB asset	\$ -	\$ (1,174,698)	\$ (1,174,698)
OPEB expense	\$ 114,981	\$ (2,529,166)	\$ (2,414,185)

At June 30, 2019, the District reported deferred outflows of resources and deferred inflows of resources related to OPEB from the following sources:

	<u>SERS</u>	<u>STRS</u>	<u>Total</u>
Deferred outflows of resources			
Differences between expected and actual experience	\$ 33,308	\$ 137,208	\$ 170,516
Difference between employer contributions and proportionate share of contributions/ change in proportionate share	30,653	120,762	151,415
Contributions subsequent to the measurement date	<u>62,079</u>	<u>-</u>	<u>62,079</u>
Total deferred outflows of resources	<u>\$ 126,040</u>	<u>\$ 257,970</u>	<u>\$ 384,010</u>

**GIRARD CITY SCHOOL DISTRICT
TRUMBULL COUNTY, OHIO**

NOTES TO THE BASIC FINANCIAL STATEMENTS
FOR THE FISCAL YEAR ENDED JUNE 30, 2019

NOTE 13 - DEFINED BENEFIT OPEB PLANS - (Continued)

	<u>SERS</u>	<u>STRS</u>	<u>Total</u>
Deferred inflows of resources			
Differences between expected and actual experience	\$ -	\$ 68,442	\$ 68,442
Net difference between projected and actual earnings on pension plan investments	3,062	134,199	137,261
Changes of assumptions	183,327	1,600,618	1,783,945
Difference between employer contributions and proportionate share of contributions/ change in proportionate share	<u>-</u>	<u>7,018</u>	<u>7,018</u>
Total deferred inflows of resources	<u>\$ 186,389</u>	<u>\$ 1,810,277</u>	<u>\$ 1,996,666</u>

\$62,079 reported as deferred outflows of resources related to OPEB resulting from District contributions subsequent to the measurement date will be recognized as a reduction of the net OPEB liability/asset in the year ending June 30, 2020. Other amounts reported as deferred outflows of resources and deferred inflows of resources related to OPEB will be recognized in OPEB expense as follows:

	<u>SERS</u>	<u>STRS</u>	<u>Total</u>
Fiscal Year Ending June 30:			
2020	\$ (60,363)	\$ (279,565)	\$ (339,928)
2021	(47,128)	(279,565)	(326,693)
2022	(5,212)	(279,564)	(284,776)
2023	(3,910)	(249,085)	(252,995)
2024	(4,121)	(238,391)	(242,512)
Thereafter	<u>(1,694)</u>	<u>(226,137)</u>	<u>(227,831)</u>
Total	<u>\$ (122,428)</u>	<u>\$ (1,552,307)</u>	<u>\$ (1,674,735)</u>

Actuarial Assumptions - SERS

The total OPEB liability is determined by SERS' actuaries in accordance with GASB Statement No. 74, as part of their annual actuarial valuation for each retirement plan. Actuarial valuations of an ongoing plan involve estimates of the value of reported amounts (e.g., salaries, credited service) and assumptions about the probability of occurrence of events far into the future (e.g., mortality, disabilities, retirements, employment terminations). Actuarially determined amounts are subject to continual review and potential modifications, as actual results are compared with past expectations and new estimates are made about the future.

Projections of benefits for financial reporting purposes are based on the substantive plan (the plan as understood by the employers and plan members) and include the types of benefits provided at the time of each valuation and the historical pattern of sharing benefit costs between the employers and plan members to that point. The projection of benefits for financial reporting purposes does not explicitly incorporate the potential effects of legal or contractual funding limitations.

Actuarial calculations reflect a long-term perspective. For a newly hired employee, actuarial calculations will take into account the employee's entire career with the employer and also take into consideration the benefits, if any, paid to the employee after termination of employment until the death of the employee and any applicable contingent annuitant. In many cases, actuarial calculations reflect several decades of service with the employer and the payment of benefits after termination.

**GIRARD CITY SCHOOL DISTRICT
TRUMBULL COUNTY, OHIO**

NOTES TO THE BASIC FINANCIAL STATEMENTS
FOR THE FISCAL YEAR ENDED JUNE 30, 2019

NOTE 13 - DEFINED BENEFIT OPEB PLANS - (Continued)

Key methods and assumptions used in calculating the total OPEB liability in the latest actuarial valuation date of June 30, 2018, are presented below:

Wage inflation	3.00%
Future salary increases, including inflation	3.50% to 18.20%
Investment rate of return	7.50% net of investments expense, including inflation
Municipal bond index rate:	
Measurement date	3.62%
Prior measurement date	3.56%
Single equivalent interest rate, net of plan investment expense, including price inflation:	
Measurement date	3.70%
Prior measurement date	3.63%
Medical trend assumption:	
Medicare	5.375 to 4.75%
Pre-Medicare	7.25 to 4.75%

Mortality rates were based on the RP-2014 Blue Collar Mortality Table with fully generational projection and Scale BB, 120% of male rates and 110% of female rates. RP-2000 Disabled Mortality Table with 90% for male rates and 100% for female rates set back five years.

The most recent experience study was completed for the five year period ended June 30, 2015.

The long-term expected rate of return on plan assets is reviewed as part of the actuarial five-year experience study. The most recent study covers fiscal years 2010 through 2015, and was adopted by the Board on April 21, 2016. Several factors are considered in evaluating the long-term rate of return assumption including long-term historical data, estimates inherent in current market data, and a log-normal distribution analysis in which best-estimate ranges of expected future real rates of return were developed by the investment consultant for each major asset class. These ranges were combined to produce the long-term expected rate of return, 7.50%, by weighting the expected future real rates of return by the target asset allocation percentage and then adding expected inflation. The capital market assumptions developed by the investment consultant are intended for use over a 10-year horizon and may not be useful in setting the long-term rate of return for funding pension plans which covers a longer timeframe. The assumption is intended to be a long-term assumption and is not expected to change absent a significant change in the asset allocation, a change in the inflation assumption, or a fundamental change in the market that alters expected returns in future years.

The target asset allocation and best estimates of arithmetic real rates of return for each major asset class, as used in the June 30, 2015 five-year experience study, are summarized as follows:

Asset Class	Target Allocation	Long-Term Expected Real Rate of Return
Cash	1.00 %	0.50 %
US Equity	22.50	4.75
International Equity	22.50	7.00
Fixed Income	19.00	1.50
Private Equity	10.00	8.00
Real Assets	15.00	5.00
Multi-Asset Strategies	10.00	3.00
Total	100.00 %	

**GIRARD CITY SCHOOL DISTRICT
TRUMBULL COUNTY, OHIO**

NOTES TO THE BASIC FINANCIAL STATEMENTS
FOR THE FISCAL YEAR ENDED JUNE 30, 2019

NOTE 13 - DEFINED BENEFIT OPEB PLANS - (Continued)

Discount Rate - The discount rate used to measure the total OPEB liability at June 30, 2018 was 3.70%. The discount rate used to measure total OPEB liability prior to June 30, 2018 was 3.63%. The projection of cash flows used to determine the discount rate assumed that contributions will be made from members and the System at the state statute contribution rate of 2.00% of projected covered employee payroll each year, which includes a 1.50% payroll surcharge and 0.50% of contributions from the basic benefits plan. Based on these assumptions, the OPEB plan's fiduciary net position was projected to become insufficient to make future benefit payments during the fiscal year ending June 30, 2026. Therefore, the long-term expected rate of return on OPEB plan assets was used to present value the projected benefit payments through the fiscal year ending June 30, 2025 and the Fidelity General Obligation 20-year Municipal Bond Index rate of 3.62%, as of June 30, 2018 (i.e. municipal bond rate), was used to present value the projected benefit payments for the remaining years in the projection. A municipal bond rate of 3.56% was used as of June 30, 2017. The total present value of projected benefit payments from all years was then used to determine the single rate of return that was used as the discount rate. The projection of future benefit payments for all current plan members was until the benefit payments ran out.

Sensitivity of the District's Proportionate Share of the Net OPEB Liability to Changes in the Discount Rate and Changes in the Health Care Cost Trend Rates - The net OPEB liability is sensitive to changes in the discount rate and the health care cost trend rate. The following table presents the net OPEB liability of SERS, what SERS' net OPEB liability would be if it were calculated using a discount rate that is 1 percentage point lower (2.70%) and higher (4.70%) than the current discount rate (3.70%). Also shown is what SERS' net OPEB liability would be based on health care cost trend rates that are 1 percentage point lower (6.25% decreasing to 3.75%) and higher (8.25% decreasing to 5.75%) than the current rate.

	1% Decrease (2.70%)	Current Discount Rate (3.70%)	1% Increase (4.70%)
District's proportionate share of the net OPEB liability	\$ 2,476,017	\$ 2,040,526	\$ 1,695,698
	1% Decrease (6.25 % decreasing to 3.75 %)	Current Trend Rate (7.25 % decreasing to 4.75 %)	1% Increase (8.25 % decreasing to 5.75 %)
District's proportionate share of the net OPEB liability	\$ 1,646,330	\$ 2,040,526	\$ 2,562,512

Actuarial Assumptions - STRS

Key methods and assumptions used in the latest actuarial valuation, reflecting experience study results used in the July 1, 2018, actuarial valuation, compared with July 1, 2017, are presented below:

**GIRARD CITY SCHOOL DISTRICT
TRUMBULL COUNTY, OHIO**

NOTES TO THE BASIC FINANCIAL STATEMENTS
FOR THE FISCAL YEAR ENDED JUNE 30, 2019

NOTE 13 - DEFINED BENEFIT OPEB PLANS - (Continued)

	July 1, 2018		July 1, 2017
Inflation	2.50%		2.50%
Projected salary increases	12.50% at age 20 to 2.50% at age 65		12.50% at age 20 to 2.50% at age 65
Investment rate of return	7.45%, net of investment expenses, including inflation		7.45%, net of investment expenses, including inflation
Payroll increases	3.00%		3.00%
Cost-of-living adjustments (COLA)	0.00%		0.00%, effective July 1, 2017
Discounted rate of return	7.45%		N/A
Blended discount rate of return	N/A		4.13%
Health care cost trends			6 to 11% initial, 4.50% ultimate
	Initial	Ultimate	
Medical			
Pre-Medicare	6.00%	4.00%	
Medicare	5.00%	4.00%	
Prescription Drug			
Pre-Medicare	8.00%	4.00%	
Medicare	-5.23%	4.00%	

Projections of benefits include the historical pattern of sharing benefit costs between the employers and retired plan members.

For healthy retirees the mortality rates are based on the RP-2014 Annuitant Mortality Table with 50% of rates through age 69, 70% of rates between ages 70 and 79, 90% of rates between ages 80 and 84, and 100% of rates thereafter, projected forward generationally using mortality improvement scale MP-2016. For disabled retirees, mortality rates are based on the RP-2014 Disabled Mortality Table with 90% of rates for males and 100% of rates for females, projected forward generationally using mortality improvement scale MP-2016.

Actuarial assumptions used in the June 30, 2018 valuation are based on the results of an actuarial experience study for the period July 1, 2011 through June 30, 2016.

Assumption Changes Since the Prior Measurement Date - The discount rate was increased from the blended rate of 4.13% to the long-term expected rate of return of 7.45% based on the methodology defined under GASB Statement No. 74, Financial Reporting for Postemployment Benefit Plans Other Than Pension Plans (OPEB). Valuation year per capita health care costs were updated.

Benefit Term Changes Since the Prior Measurement Date - The subsidy multiplier for non-Medicare benefit recipients was increased from 1.90% to 1.944% per year of service effective January 1, 2019. The non-Medicare frozen subsidy base premium was increased effective January 1, 2019 and all remaining Medicare Part B premium reimbursements will be discontinued beginning January 1, 2020.

STRS' investment consultant develops an estimate range for the investment return assumption based on the target allocation adopted by the Retirement Board. The target allocation and long-term expected rate of return for each major asset class are summarized as follows:

**GIRARD CITY SCHOOL DISTRICT
TRUMBULL COUNTY, OHIO**

NOTES TO THE BASIC FINANCIAL STATEMENTS
FOR THE FISCAL YEAR ENDED JUNE 30, 2019

NOTE 13 - DEFINED BENEFIT OPEB PLANS - (Continued)

Asset Class	Target Allocation**	Long Term Expected Real Rate of Return *
Domestic Equity	28.00 %	7.35 %
International Equity	23.00	7.55
Alternatives	17.00	7.09
Fixed Income	21.00	3.00
Real Estate	10.00	6.00
Liquidity Reserves	1.00	2.25
Total	<u>100.00 %</u>	

*10-Year geometric nominal returns, which include the real rate of return and inflation of 2.25% and does not include investment expenses. Over a 30-year period, STRS' investment consultant indicates that the above target allocations should generate a return above the actuarial rate of return, without net value added by management.

** The Target Allocation percentage is effective as of July 1, 2017. Target weights will be phased in over a 24-month period concluding on July 1, 2019.

Discount Rate - The discount rate used to measure the total OPEB asset was 7.45% as of June 30, 2018. A discount rate used to measure the total OPEB liability was 4.13% as of June 30, 2017. The projection of cash flows used to determine the discount rate assumes STRS Ohio continues to allocate no employer contributions to the health care fund. Based on these assumptions, the OPEB plan's fiduciary net position was projected to be available to make all projected future benefit payments to current plan members. Therefore, the long-term expected rate of return on health care plan investments of 7.45% was used to measure the total OPEB asset as of June 30, 2018.

Sensitivity of the District's Proportionate Share of the Net OPEB Asset to Changes in the Discount and Health Care Cost Trend Rate - The following table represents the net OPEB asset as of June 30, 2018, calculated using the current period discount rate assumption of 7.45%, as well as what the net OPEB asset would be if it were calculated using a discount rate that is one percentage point lower (6.45%) or one percentage point higher (8.45%) than the current assumption. Also shown is the net OPEB asset as if it were calculated using health care cost trend rates that are one percentage point lower or one percentage point higher than the current health care cost trend rates.

	1% Decrease (6.45%)	Current Discount Rate (7.45%)	1% Increase (8.45%)
District's proportionate share of the net OPEB asset	\$ 1,006,826	\$ 1,174,698	\$ 1,315,786
	1% Decrease	Current Trend Rate	1% Increase
District's proportionate share of the net OPEB asset	\$ 1,307,821	\$ 1,174,698	\$ 1,039,500

**GIRARD CITY SCHOOL DISTRICT
TRUMBULL COUNTY, OHIO**

NOTES TO THE BASIC FINANCIAL STATEMENTS
FOR THE FISCAL YEAR ENDED JUNE 30, 2019

NOTE 14 - BUDGETARY BASIS OF ACCOUNTING

While reporting financial position, results of operations, and changes in fund balance on the basis of generally accepted accounting principles (GAAP), the budgetary basis as provided by law is based upon accounting for certain transactions on a basis of cash receipts and disbursements.

The statement of revenue, expenditures and changes in fund balance - budget and actual (non-GAAP budgetary basis) presented for the general fund is presented on the budgetary basis to provide a meaningful comparison of actual results with the budget. The major differences between the budget basis and the GAAP basis are that:

- (a) Revenues and other financing sources are recorded when received in cash (budget basis) as opposed to when susceptible to accrual (GAAP basis);
- (b) Expenditures and other financing uses are recorded when paid in cash (budget basis) as opposed to when the liability is incurred (GAAP basis);
- (c) In order to determine compliance with Ohio law, and to reserve that portion of the applicable appropriation, total outstanding encumbrances (budget basis) are recorded as the equivalent of an expenditure, as opposed to assigned fund balance for that portion of outstanding encumbrances not already recognized as an account payable (GAAP basis),
- (d) Investments are reported at fair value (GAAP basis) rather than cost (budget basis); and,
- (e) Some funds are included in the general fund (GAAP basis), but have separate legally adopted budgets (budget basis).

The adjustments necessary to convert the results of operations for the year on the budget basis to the GAAP basis for the general fund is as follows:

Net Change in Fund Balance

	<u>General fund</u>
Budget basis	\$ 613,368
Net adjustment for revenue accruals	44,569
Net adjustment for expenditure accruals	(362,409)
Net adjustment for other sources	(254,479)
Funds budgeted elsewhere *	81,257
Adjustment for encumbrances	1,122,483
GAAP basis	\$ 1,244,789

* Certain funds that are legally budgeted in separate special revenue funds are considered part of the general fund on a GAAP basis. This includes the uniform school supplies fund, the emergency levy fund and the public school support fund.

**GIRARD CITY SCHOOL DISTRICT
TRUMBULL COUNTY, OHIO**

NOTES TO THE BASIC FINANCIAL STATEMENTS
FOR THE FISCAL YEAR ENDED JUNE 30, 2019

NOTE 15 - CONTINGENCIES

A. Grants

The District receives significant financial assistance from numerous federal, State and local agencies in the form of grants. The disbursement of funds received under these programs generally requires compliance with terms and conditions specified in the grant agreements and are subject to audit by the grantor agencies. Any disallowed claims resulting from such audits could become a liability of the District. However, in the opinion of management, any such disallowed claims will not have a material effect on the financial position of the District.

B. Foundation Funding

School District foundation funding is based on the annualized full-time equivalent (FTE) enrollment of each student. The Ohio Department of Education (ODE) is legislatively required to adjust/reconcile funding as enrollment information is updated by schools throughout the State, which can extend past the fiscal year end. The final adjustment was not material and is not reflected in the accompanying financial statements.

NOTE 16 - SET-ASIDES

The District is required by State law to annually set-aside certain general fund revenue amounts, as defined by statutory formula, for the acquisition and construction of capital improvements. Amounts not spent by the end of the fiscal year or offset by similarly restricted resources received during the year must be held in cash at fiscal year-end. This amount must be carried forward to be used for the same purpose in future years. Expenditures exceeding the set-aside requirement may not be carried forward to the next fiscal year.

The following cash-basis information describes the change in the fiscal year-end set-aside amount for capital improvements. Disclosure of this information is required by State statute.

	<u>Capital Improvements</u>
Set-aside balance June 30, 2018	\$ -
Current year set-aside requirement	305,919
Current year qualifying expenditures	(358,314)
Current year offsets	<u>(255,342)</u>
Total	\$ <u>(307,737)</u>
Balance carried forward to fiscal year 2020	<u>\$ -</u>
Set-aside balance June 30, 2019	<u>\$ -</u>

**GIRARD CITY SCHOOL DISTRICT
TRUMBULL COUNTY, OHIO**

NOTES TO THE BASIC FINANCIAL STATEMENTS
FOR THE FISCAL YEAR ENDED JUNE 30, 2019

NOTE 17 - OTHER COMMITMENTS

The District utilizes encumbrance accounting as part of its budgetary controls. Encumbrances outstanding at year end may be reported as part of restricted, committed, or assigned classifications of fund balance. At year end, the District's commitments for encumbrances in the governmental funds were as follows:

<u>Fund</u>	<u>Year-End Encumbrances</u>
General	\$ 1,049,006
Other governmental	<u>221,273</u>
 Total	 <u>\$ 1,270,279</u>

NOTE 18 - CAPITAL LEASE

During fiscal year 2018, the District entered into capitalized leases for copier equipment. The lease agreement meets the criteria of a capital lease as defined by GASB, which defines a capital lease generally as one which transfers benefits and risks of ownership to the lessee. Capital lease payments are reflected as debt service expenditures in the financial statements for the governmental funds.

Capital lease payments are reflected as debt service expenditures in the financial statements for the governmental funds and as functional expenditures in the budgetary statements. At June 30, 2019, the capital assets acquired by the capital lease obligations outstanding at fiscal year-end have been capitalized in the amount of \$171,513, which represents the present value of the future minimum lease payments at the time of acquisition. Accumulated depreciation as of June 30, 2019 was \$51,454, leaving a current book value of \$120,059.

A corresponding liability was recorded in the statement of net position. The principal and interest payments on the capital leases were made during fiscal year 2019, which totaled \$29,250 and \$11,112, respectively, in the general fund.

The following is a schedule of the future long-term minimum lease payments required under the capital lease and the present value of the minimum lease payments as of June 30, 2019.

<u>Fiscal Year Ending June 30,</u>	<u>Amount</u>
2020	\$ 40,362
2021	40,362
2022	40,362
2023	<u>20,181</u>
Total minimum lease payments	141,267
Less: interest	<u>(18,409)</u>
Present value	<u>\$ 122,858</u>

REQUIRED SUPPLEMENTARY INFORMATION

**GIRARD CITY SCHOOL DISTRICT
TRUMBULL COUNTY, OHIO**

SCHEDULES OF REQUIRED SUPPLEMENTARY INFORMATION

SCHEDULE OF THE DISTRICT'S PROPORTIONATE SHARE OF
THE NET PENSION LIABILITY
SCHOOL EMPLOYEES RETIREMENT SYSTEM (SERS) OF OHIO

LAST SIX FISCAL YEARS

	<u>2019</u>	<u>2018</u>	<u>2017</u>	<u>2016</u>
District's proportion of the net pension liability	0.07273580%	0.07160840%	0.06970410%	0.07056680%
District's proportionate share of the net pension liability	\$ 4,165,714	\$ 4,278,444	\$ 5,101,697	\$ 4,026,610
District's covered payroll	\$ 2,549,644	\$ 2,354,879	\$ 2,251,943	\$ 2,124,431
District's proportionate share of the net pension liability as a percentage of its covered payroll	163.38%	181.68%	226.55%	189.54%
Plan fiduciary net position as a percentage of the total pension liability	71.36%	69.50%	62.98%	69.16%

Note: Information prior to 2014 was unavailable. Schedule is intended to show information for 10 years. Additional years will be displayed as they become available.

Amounts presented for each fiscal year were determined as of the District's measurement date which is the prior year-end.

SEE ACCOMPANYING NOTES TO THE REQUIRED SUPPLEMENTARY INFORMATION

<u>2015</u>	<u>2014</u>
0.06889400%	0.06889400%
\$ 3,486,686	\$ 4,096,905
\$ 2,001,919	\$ 1,905,166
174.17%	215.04%
71.70%	65.52%

**GIRARD CITY SCHOOL DISTRICT
TRUMBULL COUNTY, OHIO**

SCHEDULES OF REQUIRED SUPPLEMENTARY INFORMATION

SCHEDULE OF THE DISTRICT'S PROPORTIONATE SHARE OF
THE NET PENSION LIABILITY
STATE TEACHERS RETIREMENT SYSTEM (STRS) OF OHIO

LAST SIX FISCAL YEARS

	<u>2019</u>	<u>2018</u>	<u>2017</u>	<u>2016</u>
District's proportion of the net pension liability	0.07310344%	0.06971458%	0.06989829%	0.06855244%
District's proportionate share of the net pension liability	\$ 16,073,805	\$ 16,560,848	\$ 23,397,065	\$ 18,945,889
District's covered payroll	\$ 8,438,257	\$ 7,689,493	\$ 7,467,414	\$ 7,278,150
District's proportionate share of the net pension liability as a percentage of its covered payroll	190.49%	215.37%	313.32%	260.31%
Plan fiduciary net position as a percentage of the total pension liability	77.31%	75.30%	66.80%	72.10%

Note: Information prior to 2014 was unavailable. Schedule is intended to show information for 10 years. Additional years will be displayed as they become available.

Amounts presented for each fiscal year were determined as of the District's measurement date which is the prior year-end.

SEE ACCOMPANYING NOTES TO THE REQUIRED SUPPLEMENTARY INFORMATION

<u>2015</u>	<u>2014</u>
0.06722492%	0.06722492%
\$ 16,351,427	\$ 19,477,713
\$ 6,868,531	\$ 7,175,577
238.06%	271.44%
74.70%	69.30%

**GIRARD CITY SCHOOL DISTRICT
TRUMBULL COUNTY, OHIO**

SCHEDULES OF REQUIRED SUPPLEMENTARY INFORMATION

SCHEDULE OF DISTRICT PENSION CONTRIBUTIONS
SCHOOL EMPLOYEES RETIREMENT SYSTEM (SERS) OF OHIO

LAST TEN FISCAL YEARS

	<u>2019</u>	<u>2018</u>	<u>2017</u>	<u>2016</u>
Contractually required contribution	\$ 397,454	\$ 344,202	\$ 329,683	\$ 315,272
Contributions in relation to the contractually required contribution	<u>(397,454)</u>	<u>(344,202)</u>	<u>(329,683)</u>	<u>(315,272)</u>
Contribution deficiency (excess)	<u>\$ -</u>	<u>\$ -</u>	<u>\$ -</u>	<u>\$ -</u>
District's covered payroll	\$ 2,944,104	\$ 2,549,644	\$ 2,354,879	\$ 2,251,943
Contributions as a percentage of covered payroll	13.50%	13.50%	14.00%	14.00%

SEE ACCOMPANYING NOTES TO THE REQUIRED SUPPLEMENTARY INFORMATION

<u>2015</u>	<u>2014</u>	<u>2013</u>	<u>2012</u>	<u>2011</u>	<u>2010</u>
\$ 280,000	\$ 277,466	\$ 263,675	\$ 247,265	\$ 237,833	\$ 245,948
<u>(280,000)</u>	<u>(277,466)</u>	<u>(263,675)</u>	<u>(247,265)</u>	<u>(237,833)</u>	<u>(245,948)</u>
<u>\$ -</u>	<u>\$ -</u>	<u>\$ -</u>	<u>\$ -</u>	<u>\$ -</u>	<u>\$ -</u>
\$ 2,124,431	\$ 2,001,919	\$ 1,905,166	\$ 1,838,401	\$ 1,892,068	\$ 1,816,455
13.18%	13.86%	13.84%	13.45%	12.57%	13.54%

**GIRARD CITY SCHOOL DISTRICT
TRUMBULL COUNTY, OHIO**

SCHEDULES OF REQUIRED SUPPLEMENTARY INFORMATION

SCHEDULE OF DISTRICT PENSION CONTRIBUTIONS
STATE TEACHERS RETIREMENT SYSTEM (STRS) OF OHIO

LAST TEN FISCAL YEARS

	<u>2019</u>	<u>2018</u>	<u>2017</u>	<u>2016</u>
Contractually required contribution	\$ 1,239,118	\$ 1,181,356	\$ 1,076,529	\$ 1,045,438
Contributions in relation to the contractually required contribution	<u>(1,239,118)</u>	<u>(1,181,356)</u>	<u>(1,076,529)</u>	<u>(1,045,438)</u>
Contribution deficiency (excess)	<u>\$ -</u>	<u>\$ -</u>	<u>\$ -</u>	<u>\$ -</u>
District's covered payroll	\$ 8,850,843	\$ 8,438,257	\$ 7,689,493	\$ 7,467,414
Contributions as a percentage of covered payroll	14.00%	14.00%	14.00%	14.00%

SEE ACCOMPANYING NOTES TO THE REQUIRED SUPPLEMENTARY INFORMATION

<u>2015</u>	<u>2014</u>	<u>2013</u>	<u>2012</u>	<u>2011</u>	<u>2010</u>
\$ 1,018,941	\$ 892,909	\$ 932,825	\$ 931,471	\$ 916,016	\$ 910,046
<u>(1,018,941)</u>	<u>(892,909)</u>	<u>(932,825)</u>	<u>(931,471)</u>	<u>(916,016)</u>	<u>(910,046)</u>
<u>\$ -</u>	<u>\$ -</u>	<u>\$ -</u>	<u>\$ -</u>	<u>\$ -</u>	<u>\$ -</u>
\$ 7,278,150	\$ 6,868,531	\$ 7,175,577	\$ 7,165,162	\$ 7,046,277	\$ 7,000,354
14.00%	13.00%	13.00%	13.00%	13.00%	13.00%

**GIRARD CITY SCHOOL DISTRICT
TRUMBULL COUNTY, OHIO**

SCHEDULES OF REQUIRED SUPPLEMENTARY INFORMATION

SCHEDULE OF THE DISTRICT'S PROPORTIONATE SHARE OF
THE NET OPEB LIABILITY
SCHOOL EMPLOYEES RETIREMENT SYSTEM (SERS) OF OHIO

LAST THREE FISCAL YEARS

	<u>2019</u>	<u>2018</u>	<u>2017</u>
District's proportion of the net OPEB liability	0.07355180%	0.07246640%	0.07048925%
District's proportionate share of the net OPEB liability	\$ 2,040,526	\$ 1,944,808	\$ 2,009,204
District's covered payroll	\$ 2,549,644	\$ 2,354,879	\$ 2,251,943
District's proportionate share of the net OPEB liability as a percentage of its covered payroll	80.03%	82.59%	89.22%
Plan fiduciary net position as a percentage of the total OPEB liability	13.57%	12.46%	11.49%

Note: Information prior to 2017 was unavailable. Schedule is intended to show information for 10 years. Additional years will be displayed as they become available.

Amounts presented for each fiscal year were determined as of the District's measurement date which is the prior year-end.

SEE ACCOMPANYING NOTES TO THE REQUIRED SUPPLEMENTARY INFORMATION

**GIRARD CITY SCHOOL DISTRICT
TRUMBULL COUNTY, OHIO**

SCHEDULES OF REQUIRED SUPPLEMENTARY INFORMATION

SCHEDULE OF THE DISTRICT'S PROPORTIONATE SHARE OF
THE NET OPEB LIABILITY/ASSET
STATE TEACHERS RETIREMENT SYSTEM (STRS) OF OHIO

LAST THREE FISCAL YEARS

	<u>2019</u>	<u>2018</u>	<u>2017</u>
District's proportion of the net OPEB liability/asset	0.07310344%	0.06971458%	0.06989829%
District's proportionate share of the net OPEB liability/(asset)	\$ (1,174,698)	\$ 2,720,006	\$ 3,738,179
District's covered payroll	\$ 8,438,257	\$ 7,689,493	\$ 7,467,414
District's proportionate share of the net OPEB liability/asset as a percentage of its covered payroll	13.92%	35.37%	50.06%
Plan fiduciary net position as a percentage of the total OPEB liability/asset	176.00%	47.10%	37.30%

Note: Information prior to 2017 was unavailable. Schedule is intended to show information for 10 years. Additional years will be displayed as they become available.

Amounts presented for each fiscal year were determined as of the District's measurement date which is the prior year-end.

SEE ACCOMPANYING NOTES TO THE REQUIRED SUPPLEMENTARY INFORMATION

**GIRARD CITY SCHOOL DISTRICT
TRUMBULL COUNTY, OHIO**

SCHEDULES OF REQUIRED SUPPLEMENTARY INFORMATION

SCHEDULE OF DISTRICT OPEB CONTRIBUTIONS
SCHOOL EMPLOYEES RETIREMENT SYSTEM (SERS) OF OHIO

LAST TEN FISCAL YEARS

	<u>2019</u>	<u>2018</u>	<u>2017</u>	<u>2016</u>
Contractually required contribution	\$ 62,079	\$ 51,424	\$ 38,573	\$ 35,032
Contributions in relation to the contractually required contribution	<u>(62,079)</u>	<u>(51,424)</u>	<u>(38,573)</u>	<u>(35,032)</u>
Contribution deficiency (excess)	<u>\$ -</u>	<u>\$ -</u>	<u>\$ -</u>	<u>\$ -</u>
District's covered payroll	\$ 2,944,104	\$ 2,549,644	\$ 2,354,879	\$ 2,251,943
Contributions as a percentage of covered payroll	2.11%	2.02%	1.64%	1.56%

SEE ACCOMPANYING NOTES TO THE REQUIRED SUPPLEMENTARY INFORMATION

<u>2015</u>	<u>2014</u>	<u>2013</u>	<u>2012</u>	<u>2011</u>	<u>2010</u>
\$ 95,841	\$ 56,333	\$ 53,764	\$ 61,630	\$ 63,386	\$ 55,322
<u>(95,841)</u>	<u>(56,333)</u>	<u>(53,764)</u>	<u>(61,630)</u>	<u>(63,386)</u>	<u>(55,322)</u>
<u>\$ -</u>	<u>\$ -</u>	<u>\$ -</u>	<u>\$ -</u>	<u>\$ -</u>	<u>\$ -</u>
\$ 2,124,431	\$ 2,001,919	\$ 1,905,166	\$ 1,838,401	\$ 1,892,068	\$ 1,816,455
4.51%	2.81%	2.82%	3.35%	3.35%	3.05%

**GIRARD CITY SCHOOL DISTRICT
TRUMBULL COUNTY, OHIO**

SCHEDULES OF REQUIRED SUPPLEMENTARY INFORMATION

SCHEDULE OF DISTRICT OPEB CONTRIBUTIONS
STATE TEACHERS RETIREMENT SYSTEM (STRS) OF OHIO

LAST TEN FISCAL YEARS

	<u>2019</u>	<u>2018</u>	<u>2017</u>	<u>2016</u>
Contractually required contribution	\$ -	\$ -	\$ -	\$ -
Contributions in relation to the contractually required contribution	-	-	-	-
Contribution deficiency (excess)	<u>\$ -</u>	<u>\$ -</u>	<u>\$ -</u>	<u>\$ -</u>
District's covered payroll	\$ 8,850,843	\$ 8,438,257	\$ 7,689,493	\$ 7,467,414
Contributions as a percentage of covered payroll	0.00%	0.00%	0.00%	0.00%

SEE ACCOMPANYING NOTES TO THE REQUIRED SUPPLEMENTARY INFORMATION

<u>2015</u>	<u>2014</u>	<u>2013</u>	<u>2012</u>	<u>2011</u>	<u>2010</u>
\$ -	\$ 71,128	\$ 71,756	\$ 71,652	\$ 70,463	\$ 70,004
-	(71,128)	(71,756)	(71,652)	(70,463)	(70,004)
<u>\$ -</u>	<u>\$ -</u>	<u>\$ -</u>	<u>\$ -</u>	<u>\$ -</u>	<u>\$ -</u>
\$ 7,278,150	\$ 6,868,531	\$ 7,175,577	\$ 7,165,162	\$ 7,046,277	\$ 7,000,354
0.00%	1.00%	1.00%	1.00%	1.00%	1.00%

**GIRARD CITY SCHOOL DISTRICT
TRUMBULL COUNTY, OHIO**

NOTES TO THE REQUIRED SUPPLEMENTARY INFORMATION
FOR THE FISCAL YEAR ENDED JUNE 30, 2019

PENSION

SCHOOL EMPLOYEES RETIREMENT SYSTEM (SERS) OF OHIO

Changes in benefit terms: There were no changes in benefit terms from the amounts reported for fiscal years 2014-2017. For fiscal year 2018, SERS changed from a fixed 3% annual increase to a Cost of Living Adjustment (COLA) based on the changes in the Consumer Price Index (CPI-W), with a cap of 2.5% and a floor of 0%. There were no changes in benefit terms from the amounts previously reported for fiscal year 2019.

Changes in assumptions: There were no changes in methods and assumptions used in the calculation of actuarial determined contributions for fiscal years 2014-2016. For fiscal year 2017, the following changes of assumptions affected the total pension liability since the prior measurement date: (a) the assumed rate of inflation was reduced from 3.25% to 3.00%, (b) payroll growth assumption was reduced from 4.00% to 3.50%, (c) assumed real wage growth was reduced from 0.75% to 0.50%, (d) Rates of withdrawal, retirement and disability were updated to reflect recent experience, (e) mortality among active members was updated to RP-2014 Blue Collar Mortality Table with fully generational projection and a five year age set-back for both males and females, (f) mortality among service retired members, and beneficiaries was updated to the following RP-2014 Blue Collar Mortality Table with fully generational projection with Scale BB, 120% of male rates, and 110% of female rates, (g) mortality among disabled members was updated to RP-2000 Disabled Mortality Table, 90% for male rates and 100% for female rates, set back five years is used for the period after disability retirement and (h) the discount rate was reduced from 7.75% to 7.50%. There were no changes in methods and assumptions used in the calculation of actuarial determined contributions for fiscal years 2018-2019.

STATE TEACHERS RETIREMENT SYSTEM (STRS) OF OHIO

Changes in benefit terms: There were no changes in benefit terms from the amounts reported for fiscal years 2014-2017. For fiscal year 2018, STRS decreased the Cost of Living Adjustment (COLA) to zero. There were no changes in benefit terms from amounts previously reported for fiscal year 2019.

Changes in assumptions: There were no changes in methods and assumptions used in the calculation of actuarial determined contributions for fiscal years 2014-2017. For fiscal year 2018, the following changes of assumption affected the total pension liability since the prior measurement date: (a) the long term expected rate of return was reduced from 7.75% to 7.45%, (b) the inflation assumption was lowered from 2.75% to 2.50%, (c) the payroll growth assumption was lowered to 3.00%, (d) total salary increases rate was lowered by decreasing the merit component of the individual salary increases, in addition to a decrease of 0.25% due to lower inflation (e) the healthy and disabled mortality assumptions were updated to the RP-2014 mortality tables with generational improvement scale MP-2016 and (f) rates of retirement, termination and disability were modified to better reflect anticipated future experience. There were no changes in methods and assumptions used in the calculation of actuarial determined contributions for fiscal year 2019.

(Continued)

**GIRARD CITY SCHOOL DISTRICT
TRUMBULL COUNTY, OHIO**

NOTES TO THE REQUIRED SUPPLEMENTARY INFORMATION (CONTINUED)
FOR THE FISCAL YEAR ENDED JUNE 30, 2019

OTHER POSTEMPLOYMENT BENEFITS (OPEB)

SCHOOL EMPLOYEES RETIREMENT SYSTEM (SERS) OF OHIO

Changes in benefit terms: There were no changes in benefit terms from the amounts previously reported for fiscal years 2017-2019.

Changes in assumptions: There were no changes in methods and assumptions used in the calculation of actuarial determined contributions for fiscal year 2017. For fiscal year 2018, the following changes of assumptions affected the total OPEB liability since the prior measurement date: (a) assumed rate of inflation was reduced from 3.25% to 3.00%, (b) payroll growth assumption was reduced from 4.00% to 3.50%, (c) assumed real wage growth was reduced from 0.75% to 0.50%, (d) rates of withdrawal, retirement, and disability were updated to reflect recent experience, (e) mortality among active members was updated to the following: RP-2014 Blue Collar Mortality Table with fully generational projection and a five-year age set-back for both males and females, (f) mortality among service retired members, and beneficiaries was updated to the following: RP-2014 Blue Collar Mortality Table with fully generational projection with Scale BB, 120% of male rates, and 110% of female rates, (g) mortality among disabled members was updated to the following: RP-2000 Disabled Mortality Table, 90% for male rates and 100% for female rates, set back five years is used for the period after disability retirement, (h) the municipal bond index rate increased from 2.92% to 3.56% and (i) the single equivalent interest rate, net of plan investment expense, including price inflation increased from 2.98% to 3.63%. For fiscal year 2019, the following changes of assumptions affected the total OPEB liability since the prior measurement date: (a) the discount rate increased from 3.63% to 3.70%, (b) the health care cost trend rate for Medicare were changed from a range of 5.50%-5.00% to a range of 5.375%-4.75% and Pre-Medicare were changed from a range of 7.50%-5.00% to a range of 7.25%-4.75%, (c) the municipal bond index rate increased from 3.56% to 3.62% and (i) the single equivalent interest rate, net of plan investment expense, including price inflation increased from 3.63% to 3.70%.

STATE TEACHERS RETIREMENT SYSTEM (STRS) OF OHIO

Changes in benefit terms: There were no changes in benefit terms from the amounts previously reported for fiscal year 2017. For fiscal year 2018, STRS reduced the subsidy multiplier for non-Medicare benefit recipients from 2.1% to 1.9% per year of service. Medicare Part B premium reimbursements were discontinued for certain survivors and beneficiaries and all remaining Medicare Part B premium reimbursements will be discontinued beginning January 2019. For fiscal year 2019, STRS increased the subsidy multiplier for non-Medicare benefit recipients from 1.9% to 1.944% per year of service effective January 1, 2019. The non-Medicare frozen subsidy base premium was increased January 1, 2019 and all remaining Medicare Part B premium reimbursements will be discontinued beginning January 1, 2020.

Changes in assumptions: There were no changes in methods and assumptions used in the calculation of actuarial determined contributions for fiscal year 2017. For fiscal year 2018, the following changes of assumption affected the total OPEB liability since the prior measurement date: (a) the discount rate was increased from 3.26% to 4.13% based on the methodology defined under GASB Statement No. 74, Financial Reporting for Postemployment Benefit Plans Other Than Pension Plans (OPEB), (b) the long term expected rate of return was reduced from 7.75% to 7.45%, (c) valuation year per capita health care costs were updated, and the salary scale was modified, (d) the percentage of future retirees electing each option was updated based on current data and the percentage of future disabled retirees and terminated vested participants electing health coverage were decreased and (e) the assumed mortality, disability, retirement, withdrawal and future health care cost trend rates were modified along with the portion of rebated prescription drug costs. For fiscal year 2019, the following changes of assumptions affected the total OPEB liability since the prior measurement date: (a) the discount rate was increased from the blended rate of 4.13% to the long-term expected rate of return of 7.45% based on the methodology defined under GASB Statement No. 74, Financial Reporting for Postemployment Benefit Plans Other Than Pension Plans (OPEB) and (b) decrease in trend rates from 6.00%-11.00 initial; 4.50% ultimate down to Medical Pre-Medicare 6.00% and Medicare 5.00% initial; 4.00% ultimate and Prescription Drug Pre-Medicare 8.00% and Medicare (5.23%) initial; 4.00% ultimate.

This page intentionally left blank.

**GIRARD CITY SCHOOL DISTRICT
TRUMBULL COUNTY**

**SCHEDULE OF EXPENDITURES OF FEDERAL AWARDS
FOR THE YEAR ENDED JUNE 30, 2019**

FEDERAL GRANTOR Pass Through Grantor Program / Cluster Title	Federal CFDA Number	Total Federal Expenditures
U.S. DEPARTMENT OF AGRICULTURE		
<i>Passed Through Ohio Department of Education</i>		
Child Nutrition Cluster:		
Non-Cash Assistance:		
National School Lunch Program	10.555	\$55,676
Cash Assistance:		
School Breakfast Program	10.553	106,673
National School Lunch Program	10.555	380,456
Total Child Nutrition Cluster		<u>542,805</u>
Child and Adult Care Food Program	10.558	19,132
Total U.S. Department of Agriculture		<u>561,937</u>
U.S. DEPARTMENT OF EDUCATION		
<i>Passed Through Ohio Department of Education:</i>		
Title I Grants to Local Educational Agencies	84.010	445,719
Special Education Cluster:		
Special Education Grants to States	84.027	410,517
Special Education Grants to States	84.027	2,158
Special Education Preschool Grants	84.173	1,813
Total Special Education Cluster		<u>414,488</u>
Improving Teacher Quality State Grants	84.367	73,795
Student Support and Academic Enrichment Program	84.424	37,390
Total U.S. Department of Education		<u>971,392</u>
Total Expenditures of Federal Awards		<u>\$1,533,329</u>

The accompanying notes are an integral part of this schedule.

**GIRARD CITY SCHOOL DISTRICT
TRUMBULL COUNTY**

**NOTES TO THE SCHEDULE OF EXPENDITURES OF FEDERAL AWARDS
2 CFR 200.510(b)(6)
FOR THE YEAR ENDED JUNE 30, 2019**

NOTE A – BASIS OF PRESENTATION

The accompanying Schedule of Expenditures of Federal Awards (the Schedule) includes the federal award activity of Girard City School District (the District's) under programs of the federal government for the year ended June 30, 2019. The information on this Schedule is prepared in accordance with the requirements of Title 2 U.S. *Code of Federal Regulations* Part 200, *Uniform Administrative Requirements, Cost Principles, and Audit Requirements for Federal Awards* (Uniform Guidance). Because the Schedule presents only a selected portion of the operations of the District, it is not intended to and does not present the financial position or changes in net position of the District.

NOTE B – SUMMARY OF SIGNIFICANT ACCOUNTING POLICIES

Expenditures reported on the Schedule are reported on the cash basis of accounting. Such expenditures are recognized following the cost principles contained in Uniform Guidance wherein certain types of expenditures may or may not be allowable or may be limited as to reimbursement.

NOTE C – INDIRECT COST RATE

The District has elected not to use the 10-percent de minimis indirect cost rate as allowed under the Uniform Guidance.

NOTE D - CHILD NUTRITION CLUSTER

The District commingles cash receipts from the U.S. Department of Agriculture with similar State grants. When reporting expenditures on this Schedule, the District assumes it expends federal monies first.

NOTE E – FOOD DONATION PROGRAM

The District reports commodities consumed on the Schedule at the entitlement value. The District allocated donated food commodities to the respective program that benefitted from the use of those donated food commodities.

OHIO AUDITOR OF STATE KEITH FABER



101 Central Plaza South
700 Chase Tower
Canton, Ohio 44702-1509
(330) 438-0617 or (800) 443-9272
EastRegion@ohioauditor.gov

INDEPENDENT AUDITOR'S REPORT ON INTERNAL CONTROL OVER FINANCIAL REPORTING AND ON COMPLIANCE AND OTHER MATTERS REQUIRED BY GOVERNMENT AUDITING STANDARDS

Girard City School District
Trumbull County
100 West Main Street, Suite 2
Girard, Ohio 44420

To the Board of Education:

We have audited, in accordance with auditing standards generally accepted in the United States and the Comptroller General of the United States' *Government Auditing Standards*, the financial statements of the governmental activities, each major fund, and the aggregate remaining fund information of the Girard City School District, Trumbull County, (the District) as of and for the year ended June 30, 2019, and the related notes to the financial statements, which collectively comprise the District's basic financial statements and have issued our report thereon dated February 20, 2020.

Internal Control Over Financial Reporting

As part of our financial statement audit, we considered the District's internal control over financial reporting (internal control) to determine the audit procedures appropriate in the circumstances to the extent necessary to support our opinion on the financial statements, but not to the extent necessary to opine on the effectiveness of the District's internal control. Accordingly, we have not opined on it.

A *deficiency in internal control* exists when the design or operation of a control does not allow management or employees, when performing their assigned functions, to prevent, or detect and timely correct misstatements. A *material weakness* is a deficiency, or combination of internal control deficiencies resulting in a reasonable possibility that internal control will not prevent or detect and timely correct a material misstatement of the District's financial statements. A *significant deficiency* is a deficiency, or a combination of deficiencies, in internal control that is less severe than a material weakness, yet important enough to merit attention by those charged with governance.

Our consideration of internal control was for the limited purpose described in the first paragraph of this section and was not designed to identify all internal control deficiencies that might be material weaknesses or significant deficiencies. Given these limitations, we did not identify any deficiencies in internal control that we consider material weaknesses. However, unidentified material weaknesses may exist.

Compliance and Other Matters

As part of reasonably assuring whether the District's financial statements are free of material misstatement, we tested its compliance with certain provisions of laws, regulations, contracts, and grant agreements, noncompliance with which could directly and materially affect the determination of financial statement amounts. However, opining on compliance with those provisions was not an objective of our audit and accordingly, we do not express an opinion. The results of our tests disclosed no instances of noncompliance or other matters we must report under *Government Auditing Standards*.

Purpose of this Report

This report only describes the scope of our internal control and compliance testing and our testing results, and does not opine on the effectiveness of the District's internal control or on compliance. This report is an integral part of an audit performed under *Government Auditing Standards* in considering the District's internal control and compliance. Accordingly, this report is not suitable for any other purpose.



Keith Faber
Auditor of State

Columbus, Ohio

February 20, 2020

OHIO AUDITOR OF STATE KEITH FABER



101 Central Plaza South
700 Chase Tower
Canton, Ohio 44702-1509
(330) 438-0617 or (800) 443-9272
EastRegion@ohioauditor.gov

INDEPENDENT AUDITOR'S REPORT ON COMPLIANCE WITH REQUIREMENTS APPLICABLE TO THE MAJOR FEDERAL PROGRAM AND ON INTERNAL CONTROL OVER COMPLIANCE REQUIRED BY THE UNIFORM GUIDANCE

Girard City School District
Trumbull County
100 West Main Street, Suite 2
Girard, Ohio 44420

To the Board of Education:

Report on Compliance for the Major Federal Program

We have audited the Girard City School District's (the District) compliance with the applicable requirements described in the U.S. Office of Management and Budget (OMB) *Compliance Supplement* that could directly and materially affect the Girard City School District's major federal program for the year ended June 30, 2019. The *Summary of Auditor's Results* in the accompanying schedule of findings identifies the District's major federal program.

Management's Responsibility

The District's Management is responsible for complying with federal statutes, regulations, and the terms and conditions of its federal awards applicable to its federal program.

Auditor's Responsibility

Our responsibility is to opine on the District's compliance for the District's major federal program based on our audit of the applicable compliance requirements referred to above. Our compliance audit followed auditing standards generally accepted in the United States of America; the standards for financial audits included in the Comptroller General of the United States' *Government Auditing Standards*; and the audit requirements of Title 2 U.S. *Code of Federal Regulations* Part 200, *Uniform Administrative Requirements, Cost Principles, and Audit Requirements for Federal Awards* (Uniform Guidance). These standards and the Uniform Guidance require us to plan and perform the audit to reasonably assure whether noncompliance with the applicable compliance requirements referred to above that could directly and materially affect a major federal program occurred. An audit includes examining, on a test basis, evidence about the District's compliance with those requirements and performing such other procedures as we considered necessary in the circumstances.

We believe our audit provides a reasonable basis for our compliance opinion on the District's major program. However, our audit does not provide a legal determination of the District's compliance.

Opinion on the Major Federal Program

In our opinion, the Girard City School District complied, in all material respects with the compliance requirements referred to above that could directly and materially affect its major federal program for the year ended June 30, 2019.

Report on Internal Control Over Compliance

The District's management is responsible for establishing and maintaining effective internal control over compliance with the applicable compliance requirements referred to above. In planning and performing our compliance audit, we considered the District's internal control over compliance with the applicable requirements that could directly and materially affect a major federal program, to determine our auditing procedures appropriate for opining on each major federal program's compliance and to test and report on internal control over compliance in accordance with the Uniform Guidance, but not to the extent needed to opine on the effectiveness of internal control over compliance. Accordingly, we have not opined on the effectiveness of the District's internal control over compliance.

A deficiency in internal control over compliance exists when the design or operation of a control over compliance does not allow management or employees, when performing their assigned functions, to prevent, or to timely detect and correct, noncompliance with a federal program's applicable compliance requirement. *A material weakness in internal control over compliance* is a deficiency, or combination of deficiencies, in internal control over compliance, such that there is a reasonable possibility that material noncompliance with a federal program compliance requirement will not be prevented, or timely detected and corrected. *A significant deficiency in internal control over compliance* is a deficiency, or a combination of deficiencies, in internal control over compliance with federal program's applicable compliance requirement that is less severe than a material weakness in internal control over compliance, yet important enough to merit attention by those charged with governance.

Our consideration of internal control over compliance was for the limited purpose described in the first paragraph of this section and would not necessarily identify all deficiencies in internal control over compliance that might be material weaknesses or significant deficiencies. We did not identify any deficiencies in internal control over compliance that we consider to be material weaknesses. However, material weaknesses may exist that have not been identified.

This report only describes the scope of our internal control over compliance tests and the results of this testing based on Uniform Guidance requirements. Accordingly, this report is not suitable for any other purpose.



Keith Faber
Auditor of State

Columbus, Ohio

February 20, 2020

**GIRARD CITY SCHOOL DISTRICT
TRUMBULL COUNTY**

**SCHEDULE OF FINDINGS
2 CFR § 200.515
JUNE 30, 2019**

1. SUMMARY OF AUDITOR'S RESULTS

<i>(d)(1)(i)</i>	Type of Financial Statement Opinion	Unmodified
<i>(d)(1)(ii)</i>	Were there any material weaknesses in internal control reported at the financial statement level (GAGAS)?	No
<i>(d)(1)(ii)</i>	Were there any significant deficiencies in internal control reported at the financial statement level (GAGAS)?	No
<i>(d)(1)(iii)</i>	Was there any reported material noncompliance at the financial statement level (GAGAS)?	No
<i>(d)(1)(iv)</i>	Were there any material weaknesses in internal control reported for major federal programs?	No
<i>(d)(1)(iv)</i>	Were there any significant deficiencies in internal control reported for major federal programs?	No
<i>(d)(1)(v)</i>	Type of Major Programs' Compliance Opinion	Unmodified
<i>(d)(1)(vi)</i>	Are there any reportable findings under 2 CFR § 200.516(a)?	No
<i>(d)(1)(vii)</i>	Major Programs (list):	CFDA #84.027 / 84.173 Special Education Cluster
<i>(d)(1)(viii)</i>	Dollar Threshold: Type A/B Programs	Type A: > \$ 750,000 Type B: all others
<i>(d)(1)(ix)</i>	Low Risk Auditee under 2 CFR § 200.520?	Yes

**2. FINDINGS RELATED TO THE FINANCIAL STATEMENTS
REQUIRED TO BE REPORTED IN ACCORDANCE WITH GAGAS**

None

3. FINDINGS AND QUESTIONED COSTS FOR FEDERAL AWARDS

None

This page intentionally left blank.

GIRARD CITY SCHOOL DISTRICT

MARK A. BELLO
TREASURER
704 PROSPECT STREET
GIRARD, OHIO 44420

TELEPHONE 330-545-6310
FAX 330-545-2597

SUMMARY SCHEDULE OF PRIOR AUDIT FINDINGS
2 CFR 200.511(b)
JUNE 30, 2019

Finding Number	Finding Summary	Status	Additional Information
2018-001	Negative Fund Balances	Partially Corrected	Repeated as Management Letter comment for fiscal year 2019
2018-002	Overstatement of Due to Students in Agency Fund	Corrective Action Taken and Finding is Fully Corrected	

This page intentionally left blank.

OHIO AUDITOR OF STATE KEITH FABER



GIRARD CITY SCHOOL DISTRICT

TRUMBULL COUNTY

CLERK'S CERTIFICATION

This is a true and correct copy of the report which is required to be filed in the Office of the Auditor of State pursuant to Section 117.26, Revised Code, and which is filed in Columbus, Ohio.

Susan Babbitt

CLERK OF THE BUREAU

**CERTIFIED
MARCH 19, 2020**