



OHIO AUDITOR OF STATE
KEITH FABER



**GARAWAY LOCAL SCHOOL DISTRICT
TUSCARAWAS COUNTY
JUNE 30, 2019**

TABLE OF CONTENTS

TITLE	PAGE
Independent Auditor's Report	1
Prepared by Management:	
Management's Discussion and Analysis	5
Basic Financial Statements:	
Government-wide Financial Statements:	
Statement of Net Position	17
Statement of Activities.....	18
Fund Financial Statements:	
Balance Sheet	
Governmental Funds	19
Reconciliation of Total Governmental Fund Balances to Net Position of Governmental Activities	20
Statement of Revenues, Expenditures and Changes in Fund Balances Governmental Funds.....	21
Reconciliation of the Statement of Revenues, Expenditures and Changes in Fund Balances of Governmental Funds to the Statement of Activities.....	22
Statement of Revenues, Expenditures and Changes in Fund Balance - Budget and Actual (Non-GAAP Budgetary Basis) General Fund.....	23
Statement of Net Position	
Proprietary Fund.....	24
Statement of Revenues, Expenses and Changes in Net Position Proprietary Fund.....	25
Statement of Cash Flows	
Proprietary Fund.....	26
Statement of Fiduciary Assets and Liabilities	
Fiduciary Fund.....	27
Notes to the Basic Financial Statements.....	29

**GARAWAY LOCAL SCHOOL DISTRICT
TUSCARAWAS COUNTY
JUNE 30, 2019**

**TABLE OF CONTENTS
(Continued)**

TITLE	PAGE
Required Supplementary Information:	
Schedule of the District's Proportionate Share of the Net Pension Liability (School Employees Retirement System (SERS) of Ohio)	72
Schedule of the District's Proportionate Share of the Net Pension Liability (State Teachers Retirement System (STRS) of Ohio)	74
Schedule of District Pension Contributions School Employees Retirement System (SERS) of Ohio.....	76
Schedule of District Pension Contributions State Teachers Retirement System (STRS) of Ohio	78
Schedule of the District's Proportionate Share of the Net OPEB Liability (School Employees Retirement System (SERS) of Ohio)	80
Schedule of the District's Proportionate Share of the Net OPEB Liability/Asset (State Teachers Retirement System (STRS) of Ohio)	81
Schedule of District OPEB Contributions School Employees Retirement System (SERS) of Ohio.....	82
Schedule of District OPEB Contributions State Teachers Retirement System (STRS) of Ohio	84
Notes to the Required Supplementary Information	86
Schedule of Expenditures of Federal Awards	89
Notes to the Schedule of Expenditures of Federal Awards	90
Independent Auditor's Report on Internal Control Over Financial Reporting and on Compliance and Other Matters Required by <i>Government Auditing Standards</i>	91
Independent Auditor's Report on Compliance with Requirements Applicable to the Major Federal Program and on Internal Control Over Compliance Required by the Uniform Guidance	93
Schedule of Findings.....	95
Prepared by Management:	
Summary Schedule of Prior Audit Findings	96



53 Johnson Road
The Plains, Ohio 45780-1231
(740) 594-3300 or (800) 441-1389
SoutheastRegion@ohioauditor.gov

INDEPENDENT AUDITOR'S REPORT

Garaway Local School District
Tuscarawas County
146 Dover Road, NW
Sugarcreek, Ohio 44681

To the Board of Education:

Report on the Financial Statements

We have audited the accompanying financial statements of the governmental activities, the major fund, and the aggregate remaining fund information of the Garaway Local School District, Tuscarawas County, Ohio (the District), as of and for the year ended June 30, 2019, and the related notes to the financial statements, which collectively comprise the District's basic financial statements as listed in the Table of Contents.

Management's Responsibility for the Financial Statements

Management is responsible for preparing and fairly presenting these financial statements in accordance with accounting principles generally accepted in the United States of America; this includes designing, implementing, and maintaining internal control relevant to preparing and fairly presenting financial statements that are free from material misstatement, whether due to fraud or error.

Auditor's Responsibility

Our responsibility is to opine on these financial statements based on our audit. We audited in accordance with auditing standards generally accepted in the United States of America and the financial audit standards in the Comptroller General of the United States' *Government Auditing Standards*. Those standards require us to plan and perform the audit to reasonably assure the financial statements are free from material misstatement.

An audit requires obtaining evidence about financial statement amounts and disclosures. The procedures selected depend on our judgment, including assessing the risks of material financial statement misstatement, whether due to fraud or error. In assessing those risks, we consider internal control relevant to the District's preparation and fair presentation of the financial statements in order to design audit procedures that are appropriate in the circumstances, but not to the extent needed to opine on the effectiveness of the District's internal control. Accordingly, we express no such opinion. An audit also includes evaluating the appropriateness of management's accounting policies and the reasonableness of their significant accounting estimates, as well as our evaluation of the overall financial statement presentation.

We believe the audit evidence we obtained is sufficient and appropriate to support our audit opinions.

Opinion

In our opinion, the financial statements referred to above present fairly, in all material respects, the respective financial position of the governmental activities, the major fund, and the aggregate remaining fund information of the Garaway Local School District, Tuscarawas County, Ohio, as of June 30, 2019, and the respective changes in financial position and, where applicable, cash flows thereof and the budgetary comparison for the General Fund thereof for the year then ended in accordance with the accounting principles generally accepted in the United States of America.

Other Matters

Required Supplementary Information

Accounting principles generally accepted in the United States of America require this presentation to include *Management's Discussion and Analysis*, and Schedules of Net Pension and Other Post-Employment Benefit Liabilities and Pension and Other Post-Employment Benefit Contributions listed in the Table of Contents, to supplement the basic financial statements. Although this information is not part of the basic financial statements, the Governmental Accounting Standards Board considers it essential for placing the basic financial statements in an appropriate operational, economic, or historical context. We applied certain limited procedures to the required supplementary information in accordance with auditing standards generally accepted in the United States of America, consisting of inquiries of management about the methods of preparing the information and comparing the information for consistency with management's responses to our inquiries, to the basic financial statements, and other knowledge we obtained during our audit of the basic financial statements. We do not opine or provide any assurance on the information because the limited procedures do not provide us with sufficient evidence to opine or provide any other assurance.

Supplementary and Other Information

Our audit was conducted to opine on the District's basic financial statements taken as a whole.

The Schedule of Expenditures of Federal Awards (the Schedule) presents additional analysis as required by Title 2 U.S. Code of Federal Regulations (CFR) Part 200, Uniform Administrative Requirements, Cost Principles, and Audit Requirements for Federal Awards and is not a required part of the financial statements.

The Schedule is management's responsibility, and derives from and relates directly to the underlying accounting and other records used to prepare the basic financial statements. We subjected this information to the auditing procedures we applied to the basic financial statements. We also applied certain additional procedures, including comparing and reconciling this information directly to the underlying accounting and other records used to prepare the basic financial statements or to the basic financial statements themselves in accordance with auditing standards generally accepted in the United States of America. In our opinion, this information is fairly stated in all material respects in relation to the basic financial statements taken as a whole.

Other Reporting Required by Government Auditing Standards

In accordance with *Government Auditing Standards*, we have also issued our report dated February 25, 2020, on our consideration of the District's internal control over financial reporting and our tests of its compliance with certain provisions of laws, regulations, contracts and grant agreements and other matters. That report describes the scope of our internal control testing over financial reporting and compliance, and the results of that testing, and does not opine on internal control over financial reporting or on compliance. That report is an integral part of an audit performed in accordance with *Government Auditing Standards* in considering the District's internal control over financial reporting and compliance.



Keith Faber
Auditor of State
Columbus, Ohio

February 25, 2020

This page intentionally left blank.

**GARAWAY LOCAL SCHOOL DISTRICT
TUSCARAWAS COUNTY, OHIO**

**MANAGEMENT'S DISCUSSION AND ANALYSIS
FOR THE FISCAL YEAR ENDED JUNE 30, 2019
(UNAUDITED)**

The management's discussion and analysis of the Garaway Local School District's (the "District") financial performance provides an overall review of the District's financial activities for the fiscal year ended June 30, 2019. The intent of this discussion and analysis is to look at the District's financial performance as a whole; readers should also review the basic financial statements and notes to the basic financial statements to enhance their understanding of the District's financial performance.

Financial Highlights

Key financial highlights for fiscal year 2019 are as follows:

- Net position of governmental activities increased \$2,037,913 which represents a 59.52% increase from 2018's net position.
- General revenues accounted for \$11,341,922 in revenue or 75.57% of all revenues. Program specific revenues in the form of charges for services and sales, grants and contributions accounted for \$3,666,471 or 24.43% of total revenues of \$15,008,393.
- The District had \$12,970,480 in expenses related to governmental activities; \$3,666,471 of these expenses were offset by program specific charges for services, grants or contributions. General revenues supporting governmental activities (primarily taxes and unrestricted grants and entitlements) of \$11,341,922 were adequate to provide for these programs.
- The District's only major governmental fund is the general fund. The general fund had \$12,778,048 in revenues and \$12,115,255 in expenditures and other financing uses. During fiscal year 2019, the general fund's fund balance increased \$662,793 from a fund balance of \$5,087,211 to a fund balance of \$5,750,004.

Using these Basic Financial Statements

This annual report consists of a series of financial statements and notes to those statements. These statements are organized so the reader can understand the District as a financial whole, an entire operating entity. The statements then proceed to provide an increasingly detailed look at specific financial activities.

The *statement of net position* and *statement of activities* provide information about the activities of the whole District, presenting both an aggregate view of the District's finances and a longer-term view of those finances. Fund financial statements provide the next level of detail. For governmental funds, these statements tell how services were financed in the short-term as well as what remains for future spending. The fund financial statements also look at the District's most significant funds with all other nonmajor funds presented in total in one column. In the case of the District, the general fund is by far the most significant fund, and the only governmental fund reported as a major fund.

Reporting the District as a Whole

Statement of Net Position and the Statement of Activities

While this document contains the large number of funds used by the District to provide programs and activities, the view of the District as a whole looks at all financial transactions and asks the question, "How did we do financially during 2019?" The statement of net position and the statement of activities answer this question. These statements include *all assets, deferred outflows of resources, liabilities, deferred inflows of resources, revenues and expenses* using the *accrual basis of accounting* similar to the accounting used by most private-sector companies. This basis of accounting takes into account all of the current year's revenues and expenses regardless of when cash is received or paid.

**GARAWAY LOCAL SCHOOL DISTRICT
TUSCARAWAS COUNTY, OHIO**

MANAGEMENT'S DISCUSSION AND ANALYSIS
FOR THE FISCAL YEAR ENDED JUNE 30, 2019
(UNAUDITED)

These two statements report the District's *net position* and changes in that position. This change in net position is important because it tells the reader that, for the District as a whole, the *financial position* of the District has improved or diminished. The causes of this change may be the result of many factors, some financial, some not. Non-financial factors include the District's property tax base, current property tax laws in Ohio restricting revenue growth, facility conditions, required educational programs and other factors.

In the statement of net position and the statement of activities, the governmental activities include the District's programs and services, including instruction, support services, operation and maintenance of plant, pupil transportation, extracurricular activities, and food service operations.

The District's statement of net position and statement of activities can be found on pages 17-18 of this report.

Reporting the District's Most Significant Funds

Fund Financial Statements

The analysis of the District's major governmental fund begins on page 14. Fund financial reports provide detailed information about the District's major funds. The District uses many funds to account for a multitude of financial transactions. However, these fund financial statements focus on the District's most significant funds. The District's only major governmental fund is the general fund.

Governmental Funds

Most of the District's activities are reported in governmental funds, which focus on how money flows into and out of those funds and the balances left at year-end available for spending in future periods. These funds are reported using an accounting method called *modified accrual* accounting, which measures cash and all other *financial assets* that can readily be converted to cash. The governmental fund financial statements provide a detailed *short-term* view of the District's general government operations and the basic services it provides. Governmental fund information helps you determine whether there are more or fewer financial resources that can be spent in the near future to finance educational programs. The relationship (or differences) between governmental *activities* (reported in the statement of net position and the statement of activities) and governmental *funds* is reconciled in the basic financial statements. The basic governmental fund financial statements can be found on pages 19-23 of this report.

Proprietary Funds

The District maintains a proprietary fund. Internal service funds are an accounting device used to accumulate and allocate costs internally among the District's various functions. The District's internal service fund accounts for employee benefits self-insurance. The basic proprietary fund financial statements can be found on pages 24-26 of this report.

Reporting the District's Fiduciary Responsibilities

The District acts in a trustee capacity as an agent for individuals or other entities. These activities are reported in agency funds. All of the District's fiduciary activities are reported in a separate statement of fiduciary assets and liabilities on page 27. These activities are excluded from the District's other financial statements because the assets cannot be utilized by the District to finance its operations.

**GARAWAY LOCAL SCHOOL DISTRICT
TUSCARAWAS COUNTY, OHIO**

**MANAGEMENT'S DISCUSSION AND ANALYSIS
FOR THE FISCAL YEAR ENDED JUNE 30, 2019
(UNAUDITED)**

Notes to the Basic Financial Statements

The notes provide additional information that is essential to a full understanding of the data provided in the government-wide and fund financial statements. These notes to the basic financial statements can be found on pages 29-70 of this report.

Required Supplementary Information

In addition to the basic financial statements and accompanying notes, this report also presents certain required supplementary information concerning the District's net pension liability and net OPEB liability/asset. The required supplementary information can be found on pages 72-87 of this report.

THIS SPACE IS INTENTIONALLY LEFT BLANK

**GARAWAY LOCAL SCHOOL DISTRICT
TUSCARAWAS COUNTY, OHIO**

MANAGEMENT'S DISCUSSION AND ANALYSIS
FOR THE FISCAL YEAR ENDED JUNE 30, 2019
(UNAUDITED)

The District as a Whole

The statement of net position provides the perspective of the District as a whole. The table below provides a summary of the District's net position at June 30, 2019 and June 30, 2018.

	Net Position	
	Governmental Activities 2019	Governmental Activities 2018
<u>Assets</u>		
Current and other assets	\$ 15,812,084	\$ 14,561,258
Capital assets, net	<u>4,646,541</u>	<u>4,264,298</u>
Total assets	<u>20,458,625</u>	<u>18,825,556</u>
<u>Deferred Outflows of Resources</u>		
Pension	3,211,996	4,045,481
OPEB	<u>162,912</u>	<u>137,144</u>
Total deferred outflows of resources	<u>3,374,908</u>	<u>4,182,625</u>
<u>Liabilities</u>		
Current liabilities	2,016,100	1,796,064
Long-term liabilities:		
Due within one year	143,141	92,267
Due in more than one year:		
Net pension liability	12,670,092	13,730,487
Net OPEB liability	1,420,116	3,110,573
Other amounts	<u>617,423</u>	<u>710,901</u>
Total liabilities	<u>16,866,872</u>	<u>19,440,292</u>
<u>Deferred Inflows of Resources</u>		
Property taxes levied for next year	5,974,941	5,830,042
Pension	1,068,330	735,639
OPEB	<u>1,309,340</u>	<u>426,071</u>
Total deferred inflows of resources	<u>8,352,611</u>	<u>6,991,752</u>
<u>Net Position</u>		
Investment in capital assets	4,646,541	4,262,191
Restricted	486,989	424,891
Unrestricted (deficit)	<u>(6,519,480)</u>	<u>(8,110,945)</u>
Total net position (deficit)	<u>\$ (1,385,950)</u>	<u>\$ (3,423,863)</u>

**GARAWAY LOCAL SCHOOL DISTRICT
TUSCARAWAS COUNTY, OHIO**

MANAGEMENT'S DISCUSSION AND ANALYSIS
FOR THE FISCAL YEAR ENDED JUNE 30, 2019
(UNAUDITED)

The net pension liability (NPL) is the largest single liability reported by the District at June 30, 2019 and is reported pursuant to GASB Statement 68, "Accounting and Financial Reporting for Pensions—an Amendment of GASB Statement 27." The District has adopted GASB Statement 75, "Accounting and Financial Reporting for Postemployment Benefits Other Than Pensions," which significantly revises accounting for costs and liabilities related to other postemployment benefits (OPEB). For reasons discussed below, many end users of this financial statement will gain a clearer understanding of the District's actual financial condition by adding deferred inflows related to pension and OPEB, the net pension liability and the net OPEB liability to the reported net position and subtracting deferred outflows related to pension and OPEB and the net OPEB asset.

Governmental Accounting Standards Board standards are national and apply to all government financial reports prepared in accordance with generally accepted accounting principles. Prior accounting for pensions (GASB 27) and postemployment benefits (GASB 45) focused on a funding approach. This approach limited pension and OPEB costs to contributions annually required by law, which may or may not be sufficient to fully fund each plan's *net pension liability* or *net OPEB liability*. GASB 68 and GASB 75 take an earnings approach to pension and OPEB accounting; however, the nature of Ohio's statewide pension/OPEB plans and state law governing those systems requires additional explanation in order to properly understand the information presented in these statements.

GASB 68 and GASB 75 require the net pension liability and the net OPEB liability/asset to equal the District's proportionate share of each plan's collective:

1. Present value of estimated future pension/OPEB benefits attributable to active and inactive employees' past service.
2. Minus plan assets available to pay these benefits.

GASB notes that pension and OPEB obligations, whether funded or unfunded, are part of the "employment exchange" – that is, the employee is trading his or her labor in exchange for wages, benefits, and the promise of a future pension and other postemployment benefits. GASB noted that the unfunded portion of this promise is a present obligation of the government, part of a bargained-for benefit to the employee and should accordingly be reported by the government as a liability since they received the benefit of the exchange. However, the District is not responsible for certain key factors affecting the balance of these liabilities. In Ohio, the employee shares the obligation of funding pension benefits with the employer. Both employer and employee contribution rates are capped by State statute. A change in these caps requires action of both Houses of the General Assembly and approval of the Governor. Benefit provisions are also determined by State statute. The Ohio Revised Code permits, but does not require, the retirement systems to provide healthcare to eligible benefit recipients. The retirement systems may allocate a portion of the employer contributions to provide for these OPEB benefits.

The employee enters the employment exchange with the knowledge that the employer's promise is limited not by contract but by law. The employer enters the exchange also knowing that there is a specific, legal limit to its contribution to the retirement system. In Ohio, there is no legal means to enforce the unfunded liability of the pension/OPEB plan *as against the public employer*. State law operates to mitigate/lessen the moral obligation of the public employer to the employee, because all parties enter the employment exchange with notice as to the law. The retirement system is responsible for the administration of the pension and OPEB plans.

Most long-term liabilities have set repayment schedules or, in the case of compensated absences (i.e. sick and vacation leave), are satisfied through paid time-off or termination payments. There is no repayment schedule for the net pension liability or the net OPEB liability. As explained above, changes in benefits, contribution rates, and return on investments affect the balance of these liabilities but are outside the control of the local government. In the event that contributions, investment returns, and other changes are insufficient to keep up with required payments, State statute does not assign/identify the responsible party for the unfunded portion. Due to the unique nature of how the net pension liability and the net OPEB liability are satisfied, these liabilities are separately identified within the long-term liability section of the statement of net position.

**GARAWAY LOCAL SCHOOL DISTRICT
TUSCARAWAS COUNTY, OHIO**

**MANAGEMENT'S DISCUSSION AND ANALYSIS
FOR THE FISCAL YEAR ENDED JUNE 30, 2019
(UNAUDITED)**

In accordance with GASB 68 and GASB 75, the District's statements prepared on an accrual basis of accounting include an annual pension expense and an annual OPEB expense for their proportionate share of each plan's *change* in net pension liability and net OPEB liability/asset, respectively, not accounted for as deferred inflows/outflows.

Over time, net position can serve as a useful indicator of a government's financial position. At June 30, 2019, the District's liabilities plus deferred inflows of resources exceeded assets plus deferred outflows of resources by \$1,385,950.

Deferred outflows related to pension decreased primarily due to current year amortizations changes in assumptions by the State Teachers Retirement System (STRS). See Note 12 for more detail.

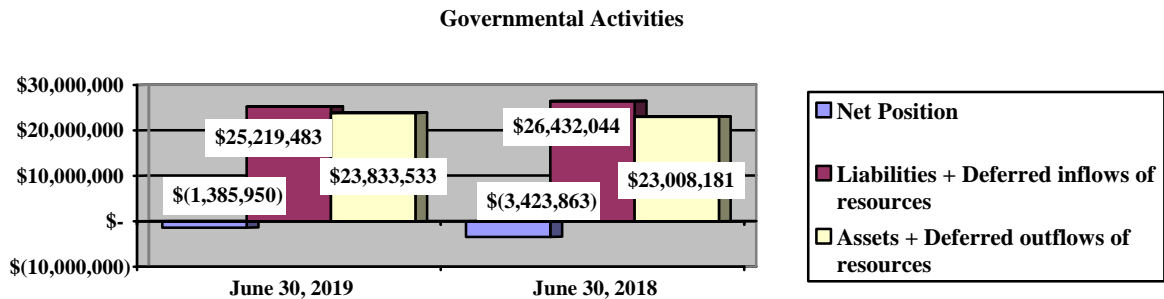
Total assets include a net OPEB asset reported by STRS. See Note 13 for more detail. STRS did not report a net OPEB asset in the prior year.

At year-end, capital assets represented 22.71% of total assets. Capital assets include land, land improvements, buildings and improvements, furniture, fixtures, and equipment and vehicles. Investment in capital assets at June 30, 2019, was \$4,646,541. These capital assets are used to provide services to the students and are not available for future spending. Although the District's investment in capital assets is reported net of related debt, it should be noted that the resources to repay the debt must be provided from other sources, since capital assets may not be used to liquidate these liabilities. The District did not have any debt as of June 30, 2019.

Long-term liabilities decreased primarily due to a decrease in the net pension liability and net OPEB liability. These liabilities are outside of the control of the District. The District contributes its statutorily required contributions to the pension systems; however, it's the pension systems that collect, hold, and distribute pensions and OPEB to District employees, not the District.

A portion of the District's net position, \$486,989, represents resources that are subject to external restriction on how they may be used. The District's remaining balance of unrestricted net position is a deficit of \$6,519,480.

The graph below shows the District's assets, deferred outflows of resources, liabilities, deferred inflows of resources and net position at June 30, 2019 and June 30, 2018.



**GARAWAY LOCAL SCHOOL DISTRICT
TUSCARAWAS COUNTY, OHIO**

MANAGEMENT'S DISCUSSION AND ANALYSIS
FOR THE FISCAL YEAR ENDED JUNE 30, 2019
(UNAUDITED)

The table below shows the change in net position for fiscal years 2019 and 2018.

	<u>Change in Net Position</u>	
	Governmental Activities <u>2019</u>	Governmental Activities <u>2018</u>
<u>Revenues</u>		
Program revenues:		
Charges for services and sales	\$ 1,616,850	\$ 1,439,232
Operating grants and contributions	1,452,621	1,321,461
Capital grants and contributions	597,000	-
General revenues:		
Property taxes	6,433,126	6,282,097
Grants and entitlements	4,725,160	4,838,798
Investment earnings	140,974	64,325
Other	<u>42,662</u>	<u>28,220</u>
Total revenues	<u>15,008,393</u>	<u>13,974,133</u>
<u>Expenses</u>		
Program expenses:		
Instruction:		
Regular	5,630,589	3,062,655
Special	2,139,705	1,124,667
Vocational	3,663	35,695
Other	262,334	132,137
Support services:		
Pupil	415,816	255,962
Instructional staff	213,887	172,170
Board of education	14,516	11,180
Administration	1,019,700	499,453
Fiscal	390,384	271,657
Operations and maintenance	939,113	723,127
Pupil transportation	984,312	590,387
Central	107,206	50,697
Operation of non-instructional services:		
Other non-instructional services	-	11,439
Food service operations	424,829	316,325
Extracurricular activities	<u>424,426</u>	<u>267,896</u>
Total expenses	<u>12,970,480</u>	<u>7,525,447</u>
Change in net position	2,037,913	6,448,686
Net position (deficit) at beginning of year	<u>(3,423,863)</u>	<u>(9,872,549)</u>
Net position (deficit) at end of year	<u>\$ (1,385,950)</u>	<u>\$ (3,423,863)</u>

**GARAWAY LOCAL SCHOOL DISTRICT
TUSCARAWAS COUNTY, OHIO**

**MANAGEMENT'S DISCUSSION AND ANALYSIS
FOR THE FISCAL YEAR ENDED JUNE 30, 2019
(UNAUDITED)**

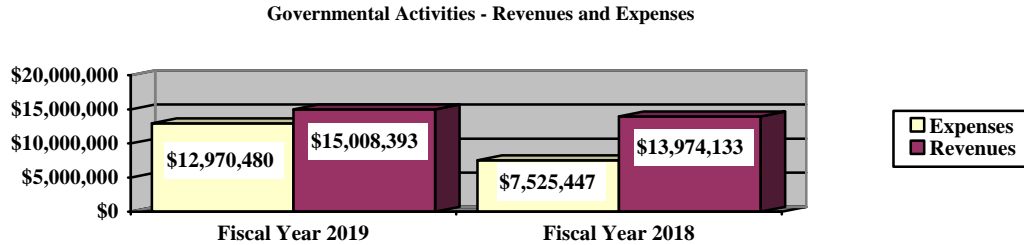
Governmental Activities

Net position of the District's governmental activities increased \$2,037,913. Total governmental expenses of \$12,970,480 were offset by program revenues of \$3,666,471 and general revenues of \$11,341,922. Program revenues supported 28.27% of the total governmental expenses. The primary sources of revenue for governmental activities are derived from property taxes, grants, and entitlements. These revenue sources represent 74.35% of total governmental revenue.

Expenses of the governmental activities increased \$5,445,033 or 72.35%. This increase is primarily the result of the STRS indefinitely suspending the Cost of Living Adjustment ("COLA") and the School Employees Retirement System (SERS) lowering the COLA from 3.00% to 2.50% in fiscal year 2018. These benefit changes caused a decrease to the net pension liability reported at June 30, 2018 and the subsequent expenses reported for fiscal year 2018 when compared to fiscal year 2017.

On an accrual basis, the District reported \$1,074,277 in pension expense and (\$1,507,941) in OPEB expense mainly due to these benefit changes by the retirement systems. Fluctuations in the pension and OPEB expense reported under GASB 68 makes it difficult to compare financial information between years. Pension and OPEB expense are components of program expenses reported on the statement of activities. The District's total expenses for fiscal year 2019 are comparable to total fiscal year 2017 expenses.

The graph below presents the District's governmental activities revenue and expenses for fiscal year 2019 and 2018.



THIS SPACE IS INTENTIONALLY LEFT BLANK

**GARAWAY LOCAL SCHOOL DISTRICT
TUSCARAWAS COUNTY, OHIO**

**MANAGEMENT'S DISCUSSION AND ANALYSIS
FOR THE FISCAL YEAR ENDED JUNE 30, 2019
(UNAUDITED)**

The statement of activities shows the cost of program services and the charges for services and grants offsetting those services. The following table shows, for governmental activities, the total cost of services and the net cost of services. That is, it identifies the cost of these services supported by tax revenue and unrestricted State grants and entitlements.

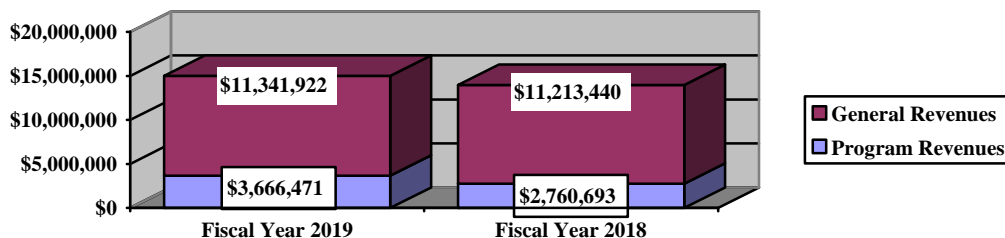
Governmental Activities

	Total Cost of Services <u>2019</u>	Net Cost of Services <u>2019</u>	Total Cost of Services <u>2018</u>	Net Cost of Services <u>2018</u>
Program expenses				
Instruction:				
Regular	\$ 5,630,589	\$ 4,245,012	\$ 3,062,655	\$ 1,970,205
Special	2,139,705	1,096,928	1,124,667	83,565
Vocational	3,663	(17,971)	35,695	(2,537)
Other	262,334	262,334	132,137	132,137
Support services:				
Pupil	415,816	366,132	255,962	205,534
Instructional staff	213,887	208,216	172,170	172,170
Board of education	14,516	14,516	11,180	11,180
Administration	1,019,700	1,019,700	499,453	499,447
Fiscal	390,384	390,344	271,657	271,602
Operations and maintenance	939,113	909,859	723,127	714,164
Pupil transportation	984,312	966,018	590,387	571,857
Central	107,206	107,206	50,697	50,697
Operation of non-instructional services:				
Other non-instructional services	-	-	11,439	(3,925)
Food service operations	424,829	27,402	316,325	(74,108)
Extracurricular activities	424,426	(291,687)	267,896	162,766
Total expenses	<u>\$ 12,970,480</u>	<u>\$ 9,304,009</u>	<u>\$ 7,525,447</u>	<u>\$ 4,764,754</u>

The dependence upon tax and other general revenues for governmental activities is apparent as 69.51% of instruction activities are supported through taxes and other general revenues. For all governmental activities, general revenue support is 71.73%. The District's taxpayers and unrestricted grants and entitlements from the State are by far the primary support for the District's students.

The graph below presents the District's governmental activities revenue for fiscal year 2019 and 2018.

Governmental Activities - General and Program Revenues



**GARAWAY LOCAL SCHOOL DISTRICT
TUSCARAWAS COUNTY, OHIO**

MANAGEMENT'S DISCUSSION AND ANALYSIS
FOR THE FISCAL YEAR ENDED JUNE 30, 2019
(UNAUDITED)

The District's Funds

The District's governmental funds reported a combined fund balance of \$6,154,505, which is higher than last year's total of \$5,425,341. The schedule below indicates the fund balance and the total change in fund balance as of June 30, 2019 and 2018.

	<u>Fund Balance</u> <u>June 30, 2019</u>	<u>Fund Balance</u> <u>June 30, 2018</u>	<u>Change</u>	<u>Percentage</u> <u>Change</u>
General	\$ 5,750,004	\$ 5,087,211	\$ 662,793	13.03 %
Nonmajor Governmental	<u>404,501</u>	<u>338,130</u>	<u>66,371</u>	19.63 %
 Total	 <u>\$ 6,154,505</u>	 <u>\$ 5,425,341</u>	 <u>\$ 729,164</u>	 13.44 %

General Fund

The District's general fund balance increased \$662,793. Total revenues increased 2.30% from the prior fiscal year. Tuition revenue increased \$151,577 due to an increase in open enrollment payments received from other districts. The increase in property tax revenue is attributable to an increase in real and public utility property tax collections. Earnings on investments increased \$65,231 due to an increase in interest rates on the District's investments. Overall expenditures increased \$740,084 or 6.53% from the prior fiscal year. This increase is primarily due to an increase in regular instructional costs throughout the District, as well as an increase in pupil transportation costs.

The table that follows assists in illustrating the financial activities and fund balance of the general fund.

	<u>2019</u> <u>Amount</u>	<u>2018</u> <u>Amount</u>	<u>Change</u>	<u>Percentage</u> <u>Change</u>
<u>Revenues</u>				
Property taxes	\$ 6,192,175	\$ 6,063,545	\$ 128,630	2.12 %
Tuition	1,241,362	1,089,785	151,577	13.91 %
Earnings on investments	119,015	53,784	65,231	121.28 %
Intergovernmental	5,074,558	5,161,198	(86,640)	(1.68) %
Other revenues	<u>150,938</u>	<u>121,938</u>	<u>29,000</u>	23.78 %
 Total	 <u>\$ 12,778,048</u>	 <u>\$ 12,490,250</u>	 <u>\$ 287,798</u>	 2.30 %
	<u>2019</u> <u>Amount</u>	<u>2018</u> <u>Amount</u>	<u>Change</u>	<u>Percentage</u> <u>Change</u>
<u>Expenditures</u>				
Instruction	\$ 7,778,213	\$ 7,346,277	\$ 431,936	5.88 %
Support services	4,029,846	3,721,141	308,705	8.30 %
Extracurricular activities	<u>257,196</u>	<u>257,753</u>	<u>(557)</u>	(0.22) %
 Total	 <u>\$ 12,065,255</u>	 <u>\$ 11,325,171</u>	 <u>\$ 740,084</u>	 6.53 %

**GARAWAY LOCAL SCHOOL DISTRICT
TUSCARAWAS COUNTY, OHIO**

MANAGEMENT'S DISCUSSION AND ANALYSIS
FOR THE FISCAL YEAR ENDED JUNE 30, 2019
(UNAUDITED)

General Fund Budgeting Highlights

The District's budget is prepared according to Ohio law and is based on accounting for certain transactions on a basis of cash receipts, disbursements and encumbrances. The most significant budgeted fund is the general fund.

During the course of fiscal year 2019, the District amended its general fund budget several times. For the general fund, original budgeted revenues and other financing sources were \$11,092,644, which was increased in the final budgeted revenues and other financing sources to \$12,481,460. Actual revenues and other financing sources for fiscal year 2019 were \$12,794,025. This represents a \$312,565 increase to the final budgeted revenues.

General fund original appropriations (appropriated expenditures and other financing uses) were \$12,885,065 which was increased to \$13,885,070 in the final appropriations. The actual budget basis expenditures and other financing uses for fiscal year 2019 totaled \$12,022,067, which was \$1,863,003 below the final appropriations.

Capital Assets and Debt Administration

Capital Assets

At the end of fiscal year 2019, the District had \$4,646,541 invested in land, land improvements, buildings and improvements, furniture, fixtures, and equipment and vehicles. This entire amount is reported in governmental activities.

The following table shows June 30, 2019 balances compared to June 30, 2018.

**Capital Assets at June 30
(Net of Depreciation)**

	Governmental Activities	
	2019	2018
Land	\$ 114,836	\$ 114,836
Construction in progress	-	37,362
Land improvements	744,993	156,964
Building and improvements	3,166,873	3,260,801
Furniture, fixtures, and equipment	238,012	248,108
Vehicles	381,827	446,227
Total	\$ 4,646,541	\$ 4,264,298

The overall increase in capital assets of \$382,243 is due to capital outlays of \$793,154 exceeding depreciation and loss on disposals of \$319,418 and \$91,493, respectively. See Note 8 to the basic financial statements for additional information on the District's capital assets.

Debt Administration

At June 30, 2019, the District did not have any outstanding debt.

At June 30, 2019, the District's overall legal debt margin was \$22,952,750, with an unvoted debt margin of \$255,031. See Note 9 to the basic financial statements for additional information on the District's debt.

**GARAWAY LOCAL SCHOOL DISTRICT
TUSCARAWAS COUNTY, OHIO**

**MANAGEMENT'S DISCUSSION AND ANALYSIS
FOR THE FISCAL YEAR ENDED JUNE 30, 2019
(UNAUDITED)**

Current Financial Related Activities

As the preceding information shows, the Garaway Local School District relies heavily upon its property tax holders and the state of Ohio for funding through the State Foundation Program. This dependency on the state makes the District vulnerable to legislative changes that can change focus every two years depending on changing political winds. This causes some difficulty in predicting future revenue streams. The unique nature of property taxes in Ohio creates this need to routinely seek voter approval for operating levies.

The District has also been affected by mandates in gifted education, increased special education services required by our students, increased transportation services to charter schools, reduction of student services at developmental disability facilities, escalation of health insurance costs, increased utility costs and unpredictable fuel costs in addition to decreases in state support and federal grant revenues. With these mandates and increasing costs as well as changes in revenue streams, managing and monitoring the finances of the District has become increasingly more difficult.

The District is fortunate that parents and community members strongly believe that their schools are one of their highest priorities and one of the most important public institutions in their local communities.

Even with conservative spending strategies, the District is committed to academic excellence and student safety. Garaway is a leader in educational options for students for online dual enrollment opportunities as well as College Credit Plus. We pride ourselves on innovation and have used grants to add relevant technology and a modern math interactive academic curriculum meaningful for how students learn today.

The District's Board and management team continues to carefully and prudently plan in order to meet the ever-changing challenges of the future and to provide needed resources required by students to succeed academically as well as in their chosen path in life.

Contacting the District's Financial Management

This financial report is designed to provide our citizens, taxpayers, and investors and creditors with a general overview of the District's finances and to show the District's accountability for the money it receives. If you have questions about this report or need additional financial information contact Ms. Sheryl Hardesty, Treasurer, Garaway Local School District, 146 Dover Road, NW, Sugarcreek, Ohio 44681-9309.

**GARAWAY LOCAL SCHOOL DISTRICT
TUSCARAWAS COUNTY, OHIO**

STATEMENT OF NET POSITION
JUNE 30, 2019

	Governmental Activities
Assets:	
Equity in pooled cash and cash equivalents	\$ 7,363,405
Cash with fiscal agent	948,963
Receivables:	
Property taxes	6,576,111
Accounts	6,053
Accrued interest	2,102
Intergovernmental	149,734
Prepayments	38,366
Materials and supplies inventory	11,474
Inventory held for resale	2,099
Net OPEB asset (Note 13)	713,777
Capital assets:	
Nondepreciable capital assets	114,836
Depreciable capital assets, net	4,531,705
Capital assets, net	4,646,541
Total assets	20,458,625
Deferred outflows of resources:	
Pension (Note 12)	3,211,996
OPEB (Note 13)	162,912
Total deferred outflows of resources	3,374,908
Liabilities:	
Accounts payable	81,991
Accrued wages and benefits payable	1,410,934
Intergovernmental payable	66,040
Pension and postemployment benefits payable	188,115
Claims payable	269,020
Long-term liabilities:	
Due within one year	143,141
Due in more than one year:	
Net pension liability (Note 12)	12,670,092
Net OPEB liability (Note 13)	1,420,116
Other amounts due in more than one year	617,423
Total liabilities	16,866,872
Deferred inflows of resources:	
Property taxes levied for the next fiscal year	5,974,941
Pension (Note 12)	1,068,330
OPEB (Note 13)	1,309,340
Total deferred inflows of resources	8,352,611
Net position:	
Investment in capital assets	4,646,541
Restricted for:	
Capital projects	374,414
Locally funded programs	54,155
State funded programs	6,609
Federally funded programs	2
Student activities	46,476
Other purposes	5,333
Unrestricted (deficit)	(6,519,480)
Total net position (deficit)	\$ (1,385,950)

SEE ACCOMPANYING NOTES TO THE BASIC FINANCIAL STATEMENTS

**GARAWAY LOCAL SCHOOL DISTRICT
TUSCARAWAS COUNTY, OHIO**

STATEMENT OF ACTIVITIES
FOR THE FISCAL YEAR ENDED JUNE 30, 2019

		Program Revenues				Net (Expense) Revenue and Changes in Net Position Governmental Activities
	Expenses	Charges for Services and Sales	Operating Grants and Contributions	Capital Grants and Contributions		
Governmental activities:						
Instruction:						
Regular	\$ 5,630,589	\$ 1,272,778	\$ 112,799	\$ -		\$ (4,245,012)
Special	2,139,705	12,269	1,030,508	-		(1,096,928)
Vocational	3,663	-	21,634	-		17,971
Other	262,334	-	-	-		(262,334)
Support services:						
Pupil	415,816	49,381	303	-		(366,132)
Instructional staff	213,887	-	5,671	-		(208,216)
Board of education	14,516	-	-	-		(14,516)
Administration	1,019,700	-	-	-		(1,019,700)
Fiscal	390,384	-	40	-		(390,344)
Operations and maintenance	939,113	6,877	22,377	-		(909,859)
Pupil transportation	984,312	8,333	9,961	-		(966,018)
Central	107,206	-	-	-		(107,206)
Operation of non-instructional services:						
Food service operations	424,829	156,886	240,541	-		(27,402)
Extracurricular activities	424,426	110,326	8,787	597,000		291,687
Total governmental activities	\$ 12,970,480	\$ 1,616,850	\$ 1,452,621	597,000		(9,304,009)
General revenues:						
Property taxes levied for:						
General purposes						6,195,720
Capital outlay						237,406
Grants and entitlements not restricted						
to specific programs						4,725,160
Investment earnings						140,974
Miscellaneous						42,662
Total general revenues						11,341,922
Change in net position						2,037,913
Net position (deficit)						
at beginning of year						(3,423,863)
Net position (deficit) at end of year						\$ (1,385,950)

SEE ACCOMPANYING NOTES TO THE BASIC FINANCIAL STATEMENTS

**GARAWAY LOCAL SCHOOL DISTRICT
TUSCARAWAS COUNTY, OHIO**

BALANCE SHEET
GOVERNMENTAL FUNDS
JUNE 30, 2019

	<u>General</u>	<u>Nonmajor Governmental Funds</u>	<u>Total Governmental Funds</u>
Assets:			
Equity in pooled cash and cash equivalents	\$ 6,817,857	\$ 545,548	\$ 7,363,405
Receivables:			
Property taxes	6,332,096	244,015	6,576,111
Accounts	1,760	4,293	6,053
Accrued interest	2,102	-	2,102
Interfund loans	7,471	-	7,471
Intergovernmental	34,551	115,183	149,734
Prepayments	38,237	129	38,366
Materials and supplies inventory	10,898	576	11,474
Inventory held for resale	-	2,099	2,099
Total assets	<u>\$ 13,244,972</u>	<u>\$ 911,843</u>	<u>\$ 14,156,815</u>
Liabilities:			
Accounts payable	\$ 79,318	\$ 2,673	\$ 81,991
Accrued wages and benefits payable	1,252,975	157,959	1,410,934
Compensated absences payable	65,863	-	65,863
Intergovernmental payable	64,082	1,958	66,040
Pension and postemployment benefits payable	159,210	28,905	188,115
Interfund loans payable	-	7,471	7,471
Total liabilities	<u>1,621,448</u>	<u>198,966</u>	<u>1,820,414</u>
Deferred inflows of resources:			
Property taxes levied for the next fiscal year	5,752,614	222,327	5,974,941
Delinquent property tax revenue not available	97,096	3,765	100,861
Intergovernmental revenue not available	23,810	82,284	106,094
Total deferred inflows of resources	<u>5,873,520</u>	<u>308,376</u>	<u>6,181,896</u>
Fund balances:			
Nonspendable:			
Materials and supplies inventory	10,898	576	11,474
Prepays	38,237	129	38,366
Unclaimed monies	1,148	-	1,148
Restricted:			
Capital improvements	-	370,649	370,649
Food service operations	-	17,575	17,575
Other purposes	-	60,766	60,766
Extracurricular activities	-	46,476	46,476
Assigned:			
Student instruction	22,233	-	22,233
Student and staff support	104,012	-	104,012
Subsequent year's appropriations	285,404	-	285,404
Unassigned (deficit)	5,288,072	(91,670)	5,196,402
Total fund balances	<u>5,750,004</u>	<u>404,501</u>	<u>6,154,505</u>
Total liabilities, deferred inflows and fund balances	<u>\$ 13,244,972</u>	<u>\$ 911,843</u>	<u>\$ 14,156,815</u>

SEE ACCOMPANYING NOTES TO THE BASIC FINANCIAL STATEMENTS

**GARAWAY LOCAL SCHOOL DISTRICT
TUSCARAWAS COUNTY, OHIO**

RECONCILIATION OF TOTAL GOVERNMENTAL FUND BALANCES TO
NET POSITION OF GOVERNMENTAL ACTIVITIES
JUNE 30, 2019

Total governmental fund balances		\$	6,154,505
<i>Amounts reported for governmental activities on the statement of net position are different because:</i>			
Capital assets used in governmental activities are not financial resources and therefore are not reported in the funds.			4,646,541
Other long-term assets are not available to pay for current-period expenditures and therefore are deferred inflows in the funds.			
Property taxes receivable	\$	100,861	
Intergovernmental receivable		106,094	
Total			206,955
An internal service fund is used by management to charge the costs of insurance to individual funds. The assets and liabilities of the internal service fund are included in governmental activities on the statement of net position.			679,943
The net pension liability is not due and payable in the current period; therefore, the liability and related deferred inflows/outflows are not reported in governmental funds:			
Deferred outflows of resources - pension		3,211,996	
Deferred inflows of resources - pension		(1,068,330)	
Net pension liability		(12,670,092)	
Total			(10,526,426)
The net OPEB liability/asset is not due and payable in the current period; therefore, the liability/asset and related deferred inflows/outflows are not reported in governmental funds:			
Deferred outflows of resources - OPEB		162,912	
Deferred inflows of resources - OPEB		(1,309,340)	
Net OPEB asset		713,777	
Net OPEB liability		(1,420,116)	
Total			(1,852,767)
Long-term liabilities are not due and payable in the current period and therefore are not reported in the funds.			
Compensated absences			(694,701)
Net position (deficit) of governmental activities		\$	(1,385,950)

SEE ACCOMPANYING NOTES TO THE BASIC FINANCIAL STATEMENTS

**GARAWAY LOCAL SCHOOL DISTRICT
TUSCARAWAS COUNTY, OHIO**

STATEMENT OF REVENUES, EXPENDITURES AND CHANGES IN FUND BALANCES
GOVERNMENTAL FUNDS
FOR THE FISCAL YEAR ENDED JUNE 30, 2019

	<u>General</u>	<u>Nonmajor Governmental Funds</u>	<u>Total Governmental Funds</u>
Revenues:			
From local sources:			
Property taxes	\$ 6,192,175	\$ 237,272	\$ 6,429,447
Tuition	1,241,362	-	1,241,362
Transportation fees	8,333	-	8,333
Earnings on investments	119,015	452	119,467
Charges for services	-	156,886	156,886
Extracurricular	47,205	107,061	154,266
Classroom materials and fees	43,685	-	43,685
Rental income	6,877	-	6,877
Contributions and donations	2,176	35,618	37,794
Contract services	-	3,265	3,265
Other local revenues	42,662	-	42,662
Intergovernmental - state	5,074,558	42,808	5,117,366
Intergovernmental - federal	-	1,030,216	1,030,216
Total revenues	<u>12,778,048</u>	<u>1,613,578</u>	<u>14,391,626</u>
Expenditures:			
Instruction:			
Regular	5,944,633	144,413	6,089,046
Special	1,557,739	696,371	2,254,110
Vocational	2,418	-	2,418
Other	273,423	-	273,423
Support services:			
Pupil	414,281	250	414,531
Instructional staff	215,922	5,671	221,593
Board of education	15,277	-	15,277
Administration	1,090,368	-	1,090,368
Fiscal	417,351	4,535	421,886
Operations and maintenance	911,179	105,254	1,016,433
Pupil transportation	858,262	81,876	940,138
Central	107,206	-	107,206
Operation of non-instructional services:			
Food service operations	-	434,411	434,411
Extracurricular activities	257,196	107,178	364,374
Facilities acquisition and construction	-	17,248	17,248
Total expenditures	<u>12,065,255</u>	<u>1,597,207</u>	<u>13,662,462</u>
Excess of revenues over expenditures	<u>712,793</u>	<u>16,371</u>	<u>729,164</u>
Other financing sources (uses):			
Transfers in	-	50,000	50,000
Transfers (out)	(50,000)	-	(50,000)
Total other financing sources (uses)	<u>(50,000)</u>	<u>50,000</u>	<u>-</u>
Net change in fund balances	662,793	66,371	729,164
Fund balances at beginning of year	<u>5,087,211</u>	<u>338,130</u>	<u>5,425,341</u>
Fund balances at end of year	<u>\$ 5,750,004</u>	<u>\$ 404,501</u>	<u>\$ 6,154,505</u>

SEE ACCOMPANYING NOTES TO THE BASIC FINANCIAL STATEMENTS

**GARAWAY LOCAL SCHOOL DISTRICT
TUSCARAWAS COUNTY, OHIO**

RECONCILIATION OF THE STATEMENT OF REVENUES, EXPENDITURES
AND CHANGES IN FUND BALANCES OF GOVERNMENTAL FUNDS
TO THE STATEMENT OF ACTIVITIES
FOR THE FISCAL YEAR ENDED JUNE 30, 2019

Net change in fund balances - total governmental funds	\$	729,164
<i>Amounts reported for governmental activities in the statement of activities are different because:</i>		
Governmental funds report capital outlays as expenditures. However, in the statement of activities, the cost of those assets is allocated over their estimated useful lives as depreciation expense.		
Capital asset additions	\$ 793,154	
Current year depreciation	<u>(319,418)</u>	
Total		473,736
The net effect of various miscellaneous transactions involving capital assets (i.e., sales, disposals, trade-ins, and donations) is to decrease net position.		
		(91,493)
Revenues in the statement of activities that do not provide current financial resources are not reported as revenues in the funds.		
Property taxes	3,679	
Intergovernmental	<u>15,908</u>	
Total		19,587
Contractually required pension contributions are reported as expenditures in governmental funds; however, the statement of activities reports these amounts as deferred outflows.		
		968,496
Except for amounts reported as deferred inflows/outflows, changes in the net pension liability are reported as pension expense in the statement of activities.		
		(1,074,277)
Contractually required OPEB contributions are reported as expenditures in governmental funds; however, the statement of activities reports these amounts as deferred outflows.		
		38,792
Except for amounts reported as deferred inflows/outflows, changes in the net OPEB liability/asset are reported as OPEB expense in the statement of activities.		
		1,507,941
Some expenses reported in the statement of activities, such as compensated absences, do not require the use of current financial resources and therefore are not reported as expenditures in governmental funds.		
		87,557
An internal service fund used by management to charge the costs of insurance to individual funds is not reported in the district-wide statement of activities. Governmental fund expenditures and the related internal service fund revenues are eliminated. The net revenue (expense) of the internal service fund is allocated among the governmental activities.		
		<u>(621,590)</u>
Change in net position of governmental activities	\$	<u>2,037,913</u>

SEE ACCOMPANYING NOTES TO THE BASIC FINANCIAL STATEMENTS

**GARAWAY LOCAL SCHOOL DISTRICT
TUSCARAWAS COUNTY, OHIO**

STATEMENT OF REVENUES, EXPENDITURES AND CHANGES IN
FUND BALANCE - BUDGET AND ACTUAL (NON-GAAP BUDGETARY BASIS)
GENERAL FUND
FOR THE FISCAL YEAR ENDED JUNE 30, 2019

	<u>Budgeted Amounts</u>		<u>Actual</u>	<u>Variance with Final Budget Positive (Negative)</u>
	<u>Original</u>	<u>Final</u>		
Revenues:				
From local sources:				
Property taxes	\$ 5,403,800	\$ 6,161,100	\$ 6,232,630	\$ 71,530
Tuition	1,076,348	1,090,000	1,241,437	151,437
Transportation fees	7,225	-	8,333	8,333
Earnings on investments	102,148	55,000	117,815	62,815
Classroom materials and fees	37,805	24,850	43,604	18,754
Rental income	6,604	6,500	7,617	1,117
Other local revenues	35,609	28,000	41,071	13,071
Intergovernmental - state	4,392,713	5,087,510	5,066,464	(21,046)
Total revenues	<u>11,062,252</u>	<u>12,452,960</u>	<u>12,758,971</u>	<u>306,011</u>
Expenditures:				
Instruction:				
Regular	6,136,898	7,109,295	5,886,383	1,222,912
Special	1,661,437	1,645,292	1,522,406	122,886
Vocational	-	28,913	47,498	(18,585)
Other	325,614	323,761	256,685	67,076
Support services:				
Pupil	406,208	415,900	341,586	74,314
Instructional staff	284,511	282,219	205,501	76,718
Board of education	21,511	21,338	14,829	6,509
Administration	1,210,030	1,200,337	1,083,350	116,987
Fiscal	440,204	436,657	413,381	23,276
Operations and maintenance	1,198,659	1,214,239	973,108	241,131
Pupil transportation	831,550	841,644	855,179	(13,535)
Central	53,178	52,750	107,206	(54,456)
Extracurricular activities	264,859	262,725	257,112	5,613
Total expenditures	<u>12,834,659</u>	<u>13,835,070</u>	<u>11,964,224</u>	<u>1,870,846</u>
Excess (deficiency) of revenues over (under) expenditures	<u>(1,772,407)</u>	<u>(1,382,110)</u>	<u>794,747</u>	<u>2,176,857</u>
Other financing sources (uses):				
Refund of prior year's expenditures	28,620	28,500	33,010	4,510
Transfers in	43	-	50	50
Transfers (out)	(50,406)	(50,000)	(50,372)	(372)
Advances in	428	-	494	494
Advances (out)	-	-	(7,471)	(7,471)
Sale of capital assets	1,301	-	1,500	1,500
Total other financing sources (uses)	<u>(20,014)</u>	<u>(21,500)</u>	<u>(22,789)</u>	<u>(1,289)</u>
Net change in fund balance	(1,792,421)	(1,403,610)	771,958	2,175,568
Fund balance at beginning of year	5,789,792	5,789,792	5,789,792	-
Prior year encumbrances appropriated	103,820	103,820	103,820	-
Fund balance at end of year	<u>\$ 4,101,191</u>	<u>\$ 4,490,002</u>	<u>\$ 6,665,570</u>	<u>\$ 2,175,568</u>

SEE ACCOMPANYING NOTES TO THE BASIC FINANCIAL STATEMENTS

**GARAWAY LOCAL SCHOOL DISTRICT
TUSCARAWAS COUNTY, OHIO**

STATEMENT OF NET POSITION
PROPRIETARY FUND
JUNE 30, 2019

	Governmental Activities - Internal Service Fund
Assets:	
Current assets:	
Cash with fiscal agent	\$ 948,963
Total assets	948,963
 Liabilities:	
Current liabilities:	
Claims payable	269,020
Total liabilities	269,020
 Net position:	
Unrestricted	679,943
Total net position	\$ 679,943

SEE ACCOMPANYING NOTES TO THE BASIC FINANCIAL STATEMENTS

**GARAWAY LOCAL SCHOOL DISTRICT
TUSCARAWAS COUNTY, OHIO**

STATEMENT OF REVENUES, EXPENSES AND
CHANGES IN NET POSITION
PROPRIETARY FUND
FOR THE FISCAL YEAR ENDED JUNE 30, 2019

	Governmental Activities - Internal Service Fund
Operating revenues:	
Charges for services	\$ 1,829,968
Other	233,144
Total operating revenues	<u>2,063,112</u>
Operating expenses:	
Purchased services	491,486
Claims	2,215,175
Total operating expenses	<u>2,706,661</u>
Operating (loss)	<u>(643,549)</u>
Nonoperating revenues:	
Interest revenue	21,959
Total nonoperating revenues	<u>21,959</u>
Change in net position	(621,590)
Net position at beginning of year	<u>1,301,533</u>
Net position at end of year	<u><u>\$ 679,943</u></u>

SEE ACCOMPANYING NOTES TO THE BASIC FINANCIAL STATEMENTS

**GARAWAY LOCAL SCHOOL DISTRICT
TUSCARAWAS COUNTY, OHIO**

STATEMENT OF CASH FLOWS
PROPRIETARY FUND
FOR THE FISCAL YEAR ENDED JUNE 30, 2019

	Governmental Activities - Internal Service Fund
Cash flows from operating activities:	
Cash received from interfund services	\$ 1,829,968
Cash received from other operations	233,144
Cash payments for contractual services	(491,486)
Cash payments for claims	(2,122,239)
Net cash used in operating activities	(550,613)
Cash flows from investing activities:	
Interest received	21,959
Net cash provided by investing activities	21,959
Net decrease in cash and cash cash equivalents	(528,654)
Cash and cash equivalents at beginning of year . . .	1,477,617
Cash and cash equivalents at end of year	\$ 948,963
Reconciliation of operating loss to net cash used in operating activities:	
Operating loss	\$ (643,549)
Changes in assets and liabilities: Claims payable	92,936
Net cash used in operating activities	\$ (550,613)

SEE ACCOMPANYING NOTES TO THE BASIC FINANCIAL STATEMENTS

**GARAWAY LOCAL SCHOOL DISTRICT
TUSCARAWAS COUNTY, OHIO**

STATEMENT OF FIDUCIARY ASSETS AND LIABILITIES
FIDUCIARY FUND
JUNE 30, 2019

	<u>Agency</u>
Assets:	
Equity in pooled cash and cash equivalents	\$ 85,327
Total assets	<u>\$ 85,327</u>
Liabilities:	
Due to students	\$ 85,327
Total liabilities	<u>\$ 85,327</u>

SEE ACCOMPANYING NOTES TO THE BASIC FINANCIAL STATEMENTS

THIS PAGE IS INTENTIONALLY LEFT BLANK

**GARAWAY LOCAL SCHOOL DISTRICT
TUSCARAWAS COUNTY, OHIO**

**NOTES TO THE BASIC FINANCIAL STATEMENTS
FOR THE FISCAL YEAR ENDED JUNE 30, 2019**

NOTE 1 - DESCRIPTION OF THE SCHOOL DISTRICT

The Garaway Local School District (the “District”) is organized under Article VI, Sections 2 and 3 of the Constitution of the State of Ohio. The District operates under a locally-elected Board form of government consisting of five members elected at-large for staggered four-year terms. The District provides educational services as authorized by State statute and/or federal guidelines.

The District is staffed by 58 non-certified employees, 82 certified full-time teaching personnel and 11 administrative employees who provide services to 1,322 students and other community members.

NOTE 2 - SUMMARY OF SIGNIFICANT ACCOUNTING POLICIES

The basic financial statements of the District have been prepared in conformity with accounting principles generally accepted in the United States of America (GAAP) as applied to governmental units. The Governmental Accounting Standards Board (GASB) is the accepted standard-setting body for establishing governmental accounting and financial reporting principles. The District’s significant accounting policies are described below.

A. Reporting Entity

The reporting entity has been defined in accordance with GASB Statement No. 14, “The Financial Reporting Entity” as amended by GASB Statement No. 39, “Determining Whether Certain Organizations Are Component Units” and GASB Statement No. 61, “The Financial Reporting Entity: Omnibus an amendment of GASB Statements No. 14 and No. 34”. The reporting entity is composed of the primary government and component units. The primary government consists of all funds, departments, boards and agencies that are not legally separate from the District. For the District, this includes general operations, food service, and student related activities of the District.

Component units are legally separate organizations for which the District is financially accountable. The District is financially accountable for an organization if the District appoints a voting majority of the organization’s Governing Board and (1) the District is able to significantly influence the programs or services performed or provided by the organization; or (2) the District is legally entitled to or can otherwise access the organization’s resources; or (3) the District is legally obligated or has otherwise assumed the responsibility to finance the deficits of, or provide financial support to, the organization; or (4) the District is obligated for the debt of the organization. Component units may also include organizations that are fiscally dependent on the District in that the District approves the budget, the issuance of debt or the levying of taxes. Certain organizations are also included as component units if the nature and significance of the relationship between the primary government and the organization is such that exclusion by the primary government would render the primary government’s financial statements incomplete or misleading. Based upon the application of these criteria, the District has no component units. The basic financial statements of the reporting entity include only those of the District (the primary government).

**GARAWAY LOCAL SCHOOL DISTRICT
TUSCARAWAS COUNTY, OHIO**

NOTES TO THE BASIC FINANCIAL STATEMENTS
FOR THE FISCAL YEAR ENDED JUNE 30, 2019

NOTE 2 - SUMMARY OF SIGNIFICANT ACCOUNTING POLICIES - (Continued)

The following organizations are described due to their relationship to the District:

JOINTLY GOVERNED ORGANIZATIONS

Buckeye Joint Vocational School District

The Joint Vocational School District is a separate body politic and corporate, established by the Ohio Revised Code to provide for the vocational needs of the students. The Joint Vocational School District's Board of Education is comprised of representatives from the Board of Education of each participating school district. The Joint Vocational School District's Board of Education is responsible for approving its own budgets, appointing personnel, and accounting and finance related activities. The District's students may attend the Joint Vocational School District. Each participating District's control is limited to its representation on the Joint Vocational School District's Board of Education. During fiscal year 2019, \$50 was paid to the Joint Vocational School District from the District.

Ohio Mid-Eastern Regional Education Service Agency (OME-RESA)

OME-RESA is a computer service organization whose primary function is to provide information technology services to its member districts with the major emphasis being placed on accounting, payroll and inventory control services. Other areas of service provided by OME-RESA include pupil scheduling, attendance and grade reporting, career guidance services, special education records, and test scoring.

OME-RESA is one of 18 governmental cooperative shared technology service organizations serving over 600 public districts in the State of Ohio that make up the Ohio Education Computer network (OECN). These service organizations are known as Information Technology Centers (ITCs). The OECN is a collective group of ITCs, authorized pursuant to Section 3301.075 of the Ohio Revised Code, and their member districts. Such sites, in conjunction with the Ohio Department of Education (ODE), comprise a statewide delivery system to provide comprehensive, cost-efficient accounting and other administrative and instructional computer services for participating Ohio entities.

Major funding for this network and for the OME-RESA is derived from the State of Ohio and from user fees. In addition, a majority of the software utilized by the OME-RESA is developed by the ODE.

OME-RESA is owned and operated by 43 member districts in 11 different Ohio counties. The member districts are comprised of public districts and educational service centers. Each member district pays an annual fee for services provided by OME-RESA. OME-RESA is governed by a Board of Directors, which is selected by the member districts. Each member district has one vote in all matters and each member district's control over budgeting and financing of OME-RESA is limited to its voting authority and any representation it may have on the Board of Directors. During fiscal year 2019, the District paid \$64,759 in administrative fees to OME-RESA for various services.

OME-RESA is located at 2230 Sunset Boulevard, Suite 2, Steubenville, Ohio 43952. The Jefferson County Educational Service Center is one of the OME-RESA member districts, and acts in the capacity of fiscal agent for OME-RESA.

**GARAWAY LOCAL SCHOOL DISTRICT
TUSCARAWAS COUNTY, OHIO**

NOTES TO THE BASIC FINANCIAL STATEMENTS
FOR THE FISCAL YEAR ENDED JUNE 30, 2019

NOTE 2 - SUMMARY OF SIGNIFICANT ACCOUNTING POLICIES - (Continued)

Tuscarawas County Tax Incentive Review Council

The Tuscarawas County Tax Incentive Review Council (TCTIRC) is a jointly governed organization, created as a regional council of governments pursuant to Section 5705.62 of the Ohio Revised Code. TCTIRC has 56 members, consisting of 3 members appointed by the County Commissioners, 22 members appointed by municipal corporations, 12 members appointed by township trustees, two members from the county auditor's office, 16 members appointed by boards of education located within the county, and one member representing the Economic Development and Finance Alliance. TCTIRC reviews and evaluates the performance of each Enterprise Zone Agreement. This body is advisory in nature and cannot directly impact an existing Enterprise Zone Agreement; however, the TCTIRC can make written recommendations to the legislative authority which approved the agreement. There is no cost associated with being a member of this TCTIRC. The continued existence of the TCTIRC is not dependent on the District's continued participation and no measurable equity interest exists.

The District does not retain an ongoing financial interest or an ongoing financial responsibility with any of these organizations.

PUBLIC ENTITY RISK POOLS

Workers' Compensation Group Rating Plan

The District participates in a group rating plan for workers' compensation as established under Section 4123.29 of the Ohio Revised Code. The Group Rating Plan (the "Plan") was established as a group purchasing pool.

CompManagement, Inc. is the third party administrator of this plan. Each year, the participating school districts pay an enrollment fee to the Plan to cover the costs of administering the program.

Jefferson Health Plan (JHP) Health Benefits Program

The JHP is a council of governments of school districts and other political subdivisions organized and existing as a joint self-insurance program pursuant to Section 9.833 of the Ohio Revised Code providing health care and related insurance benefits to over fifty member organizations. The JHP's business affairs are conducted by a Board of Directors elected from member organizations and composed of one representative from each county served and a career center representative. Each member organization pays a monthly premium based on its claims history and a monthly administration fee.

B. Fund Accounting

The District uses funds to maintain its financial records during the year. A fund is defined as a fiscal and accounting entity with a self balancing set of accounts. There are three categories of funds: governmental, proprietary and fiduciary.

GOVERNMENTAL FUNDS

Governmental funds are those through which most governmental functions typically are financed. Governmental fund reporting focuses on the sources, uses and balances of current financial resources. Expendable assets are assigned to the various governmental funds according to the purposes for which they may or must be used. Current liabilities are assigned to the fund from which they will be paid. The difference between governmental fund assets, plus deferred outflows of resources, and liabilities plus deferred inflows of resources is reported as fund balance. The following is the District's major governmental fund:

**GARAWAY LOCAL SCHOOL DISTRICT
TUSCARAWAS COUNTY, OHIO**

NOTES TO THE BASIC FINANCIAL STATEMENTS
FOR THE FISCAL YEAR ENDED JUNE 30, 2019

NOTE 2 - SUMMARY OF SIGNIFICANT ACCOUNTING POLICIES - (Continued)

General fund - The general fund is used to account for and report all financial resources not accounted for and reported in another fund. The general fund balance is available for any purpose provided it is expended or transferred according to the general laws of Ohio.

Other governmental funds of the District are used to account for (a) financial resources that are restricted, committed, or assigned to expenditures for capital outlays including the acquisition or construction of capital facilities and other capital assets and (b) specific revenue sources that are restricted or committed to an expenditure for specified purposes other than debt service or capital projects.

PROPRIETARY FUND

Proprietary funds are used to account for the District's ongoing activities which are similar to those often found in the private sector. The District has no enterprise funds. The following is a description of the District's internal service fund:

Internal service fund - The internal service fund is used to account for the financing of goods or services provided by one department or agency to other departments or agencies of the District, or to other governments, on a cost-reimbursement basis. The only internal service fund of the District accounts for a self-insurance program which provides medical/surgical, dental and vision benefits to employees.

FIDUCIARY FUNDS

Fiduciary fund reporting focuses on net position and changes in net position. The fiduciary fund category is split into four classifications: pension trust funds, investment trust funds, private-purpose trust funds and agency funds. Trust funds are used to account for assets held by the District under a trust agreement for individuals, private organizations, or other governments and are therefore not available to support the District's own programs. The District does not have any trust funds. Agency funds are custodial in nature (assets equal liabilities) and do not involve measurement of results of operations. The District's agency fund accounts for student activities, teacher funds, and Ohio High School Athletic Association (OHSAA) tournament money.

C. Basis of Presentation and Measurement Focus

Government-Wide Financial Statements - The statement of net position and the statement of activities display information about the District as a whole. These statements include the financial activities of the primary government, except for fiduciary funds. Internal service fund operating activity is eliminated to avoid overstatement of revenues and expenses.

The government-wide statement of activities presents a comparison between direct expenses and program revenues for each function or program of the governmental activities of the District. Direct expenses are those that are specifically associated with a service, program or department and therefore clearly identifiable to a particular function. Program revenues include amounts paid by the recipient of goods or services offered by the program and grants and contributions that are restricted to meeting the operational or capital requirements of a particular program. Revenues not classified as program revenues are presented as general revenues of the District.

**GARAWAY LOCAL SCHOOL DISTRICT
TUSCARAWAS COUNTY, OHIO**

**NOTES TO THE BASIC FINANCIAL STATEMENTS
FOR THE FISCAL YEAR ENDED JUNE 30, 2019**

NOTE 2 - SUMMARY OF SIGNIFICANT ACCOUNTING POLICIES - (Continued)

The government-wide financial statements are prepared using the economic resources measurement focus. All assets, deferred outflows of resources, liabilities and deferred inflows of resources associated with the operation of the District are included on the statement of net position.

Fund Financial Statements - Fund financial statements report detailed information about the District. The focus of governmental fund financial statements is on major funds rather than reporting funds by type. Each major fund is presented in a separate column, and all nonmajor funds are aggregated into one column. The internal service fund is presented in a single column on the face of the proprietary fund statements. Fiduciary funds are reported by fund type.

Like the government-wide statements, the internal service fund is accounted for on a flow of economic resources measurement focus. All assets and all liabilities associated with the operation of this fund are included on the statement of fund net position. The statement of changes in fund net position presents increases (i.e., revenues) and decreases (i.e., expenses) in net total position. The statement of cash flows provides information about how the District finances and meets the cash flow needs of its proprietary activity.

Proprietary funds distinguish operating revenues and expenses from nonoperating items. Operating revenues and expenses generally result from providing services and producing and delivering goods in connection with a proprietary fund's principal ongoing operation. The principal operating revenue of the District's internal service fund is charges for services. Operating expenses for the internal service fund includes claims and administrative expenses. All revenues and expenses not meeting this definition are reported as nonoperating revenues and expenses.

All governmental funds are accounted for using a flow of current financial resources measurement focus. With this measurement focus, only current assets, current deferred outflows of resources, current liabilities and current deferred inflows of resources generally are included on the balance sheet. The statement of revenues, expenditures and changes in fund balances reports on the sources (i.e., revenues and other financing sources) and uses (i.e., expenditures and other financing uses) of current financial resources. This approach differs from the manner in which the governmental activities of the government-wide financial statements are prepared. Governmental fund financial statements therefore include reconciliations with brief explanations to better identify the relationship between the government-wide statements and the statements for governmental funds.

Agency funds do not report a measurement focus as they do not report operations.

D. Basis of Accounting

Basis of accounting determines when transactions are recorded in the financial records and reported on the financial statements. Government-wide financial statements are prepared using the accrual basis of accounting. Governmental funds use the modified accrual basis of accounting. Fiduciary funds also use the accrual basis of accounting.

**GARAWAY LOCAL SCHOOL DISTRICT
TUSCARAWAS COUNTY, OHIO**

NOTES TO THE BASIC FINANCIAL STATEMENTS
FOR THE FISCAL YEAR ENDED JUNE 30, 2019

NOTE 2 - SUMMARY OF SIGNIFICANT ACCOUNTING POLICIES - (Continued)

Revenues - Exchange and Nonexchange Transactions - Revenue resulting from exchange transactions, in which each party essentially gives and receives equal value, is recorded on the accrual basis when the exchange takes place. On a modified accrual basis, revenue is recorded in the fiscal year in which the resources are measurable and become available. Available means that the resources will be collected within the current fiscal year or are expected to be collected soon enough thereafter to be used to pay liabilities of the current fiscal year. For the District, available means expected to be received within sixty days of fiscal year end.

Nonexchange transactions, in which the District receives value without directly giving equal value in return, include property taxes, grants, entitlements and donations. On an accrual basis, revenue from property taxes is recognized in the fiscal year for which the taxes are levied (See Note 6).

Revenue from grants, entitlements and donations is recognized in the fiscal year in which all eligibility requirements have been satisfied. Eligibility requirements include timing requirements, which specify the year when the resources are required to be used or the fiscal year when use is first permitted, matching requirements, in which the District must provide local resources to be used for a specified purpose, and expenditure requirements, in which the resources are provided to the District on a reimbursement basis. On a modified accrual basis, revenue from nonexchange transactions must also be available before it can be recognized.

Under the modified accrual basis, the following revenue sources are considered to be both measurable and available at fiscal year end: property taxes available as an advance, interest, tuition, grants, student fees and rentals.

Deferred Outflows of Resources and Deferred Inflows of Resources - In addition to assets, the government-wide statement of net position will report a separate section for deferred outflows of resources. Deferred outflows of resources represents a consumption of net position that applies to a future period and will not be recognized as an outflow of resources (expense/expenditure) until then. For the District, see Notes 12 and 13 for deferred outflows of resources related the District's net pension liability and net OPEB liability/asset, respectively.

In addition to liabilities, both the government-wide statement of net position and the governmental fund financial statements report a separate section for deferred inflows of resources. Deferred inflows of resources represent an acquisition of net position that applies to a future period and will not be recognized as an inflow of resources (revenue) until that time. For the District, deferred inflows of resources include property taxes and unavailable revenue. Property taxes represent amounts for which there is an enforceable legal claim as of June 30, 2019, but which were levied to finance fiscal year 2020 operations. These amounts have been recorded as a deferred inflow of resources on both the government-wide statement of net position and the governmental fund financial statements. Unavailable revenue is reported only on the governmental funds balance sheet and represents receivables which will not be collected within the available period. For the District unavailable revenue includes, but is not limited to, delinquent property taxes and intergovernmental grants. These amounts are deferred and recognized as an inflow of resources in the period the amounts become available.

For the District, see Notes 12 and 13 for deferred inflows of resources related to the District's net pension liability and net OPEB liability/asset, respectively. This deferred inflow of resources is only reported on the government-wide statement of net position.

**GARAWAY LOCAL SCHOOL DISTRICT
TUSCARAWAS COUNTY, OHIO**

NOTES TO THE BASIC FINANCIAL STATEMENTS
FOR THE FISCAL YEAR ENDED JUNE 30, 2019

NOTE 2 - SUMMARY OF SIGNIFICANT ACCOUNTING POLICIES - (Continued)

Expenses/Expenditures - On the accrual basis of accounting, expenses are recognized at the time they are incurred. The entitlement value of donated commodities used during the year is reported in the statement of revenues, expenditures and changes in fund balances as an expenditure with a like amount reported as intergovernmental revenue.

The measurement focus of governmental fund accounting is on decreases in net financial resources (expenditures) rather than expenses. Expenditures are generally recognized in the accounting period in which the related fund liability is incurred, if measurable. Allocations of cost, such as depreciation and amortization, are not recognized in governmental funds.

E. Budgetary Process

All funds, other than the agency fund, are legally required to be budgeted and appropriated. The major documents prepared are the appropriation resolution and the certificate of estimated resources, all of which are prepared on the budgetary basis of accounting. The certificate of estimated resources establishes a limit on the amounts that the Board of Education may appropriate. The appropriation resolution is the Board's authorization to spend resources and sets annual limits on expenditures plus encumbrances at a level of control selected by the Board. The legal level of budgetary control has been established by the Board of Education at the fund level. Any budgetary modifications at this level may only be made by resolution of the Board of Education. The Treasurer has been given the authority to allocate the Board's appropriations to the function and object level.

The certificate of estimated resources may be amended during the fiscal year if projected increases or decreases in revenue are identified by the District Treasurer. The amounts reported as the original budgeted amounts in the budgetary statements reflect the amounts in the certificate when the original appropriations were adopted.

The appropriation resolution is subject to amendment by the Board throughout the fiscal year with the restriction that appropriations may not exceed estimated resources. The amounts reported as the original budgeted amounts in the budgetary statements reflect the first appropriation for that fund that covered the entire fiscal year, including amounts automatically carried over from prior fiscal years. The amounts reported as the final budgeted amounts represent the final appropriation amounts passed by the Board of Education during the fiscal year, including all supplemental appropriations.

F. Cash and Investments

To improve cash management, cash received by the District is pooled in a central bank account. Monies for all funds are maintained in this pool. Individual fund integrity is maintained through the District's records. Each fund's interest in the pool is presented as "equity in pooled cash and cash equivalents" on the basic financial statements.

During fiscal year 2019, investments were limited to repurchase agreements and non-negotiable certificates of deposit. Except for nonparticipating investment contracts, investments are reported at fair value, which is based on quoted market prices. Nonparticipating investment contracts, such as non-negotiable certificates of deposit and repurchase agreements, are reported at cost.

**GARAWAY LOCAL SCHOOL DISTRICT
TUSCARAWAS COUNTY, OHIO**

NOTES TO THE BASIC FINANCIAL STATEMENTS
FOR THE FISCAL YEAR ENDED JUNE 30, 2019

NOTE 2 - SUMMARY OF SIGNIFICANT ACCOUNTING POLICIES - (Continued)

Under existing Ohio statutes all investment earnings are assigned to the general fund unless statutorily required to be credited to a specific fund. By policy of the Board of Education, investment earnings are assigned to the general fund. Interest revenue credited to the general fund during fiscal year 2019 amounted to \$119,015, which includes \$9,674 assigned from other funds.

For presentation on the basic financial statements, investments of the cash management pool and investments with original maturities of three months or less at the time they are purchased by the District are considered to be cash equivalents. Investments with an initial maturity of more than three months are reported as investments.

An analysis of the District’s investment account at year end is provided in Note 4.

G. Inventory

On government-wide and fund financial statements, purchased inventories are presented at the lower of cost or market and donated commodities are presented at their entitlement value. Inventories are recorded on a first-in, first-out basis and are expensed when used. Inventories are accounted for using the consumption method.

Inventory consists of expendable supplies held for consumption, donated food and purchased food.

H. Capital Assets

General capital assets are those assets from expenditures in the governmental funds. These assets are reported in the governmental activities column of the government-wide statement of net position, but are not reported in the fund financial statements.

All capital assets are capitalized at cost (or estimated historical cost) and updated for additions and deductions during the year. The District’s capitalization threshold is \$10,000 for land improvements and building improvements, \$5,000 for furniture, fixtures and equipment and all values of land and vehicles. Donated capital assets are recorded at their acquisition value. Improvements are capitalized; the costs of normal maintenance and repairs that do not add to the value of the asset or materially extend an asset’s life are not. The District does not possess infrastructure.

All reported capital assets except land are depreciated. Improvements are depreciated over the remaining useful lives of the related capital assets. Depreciation is computed using the straight-line method over the following useful lives:

Description	Governmental Activities Estimated Lives
Land improvements	10 - 20 years
Buildings and improvements	10 - 50 years
Furniture, fixtures and equipment	5 - 20 years
Vehicles	5 - 15 years

**GARAWAY LOCAL SCHOOL DISTRICT
TUSCARAWAS COUNTY, OHIO**

NOTES TO THE BASIC FINANCIAL STATEMENTS
FOR THE FISCAL YEAR ENDED JUNE 30, 2019

NOTE 2 - SUMMARY OF SIGNIFICANT ACCOUNTING POLICIES - (Continued)

I. Interfund Balances

On fund financial statements, receivables and payables resulting from short-term interfund loans are classified as “interfund loans receivable/payable”. These amounts are eliminated in the governmental activities column on the statement of net position.

J. Compensated Absences

Compensated absences of the District consist of vacation leave and sick leave to the extent that payments to the employee for these absences are attributable to services already rendered and are not contingent on a specific event that is outside the control of the District and the employee.

The District follows the provisions of GASB Statement No. 16, “Accounting for Compensated Absences”. Vacation benefits are accrued as a liability as the benefits are earned if the employees’ rights to receive compensation are attributable to services already rendered and it is probable that the District will compensate the employees for the benefits through paid time off or some other means. The District records a liability for accumulated unused vacation time earned for all eligible employees with more than one year of service.

Sick leave benefits are accrued as a liability using the termination method. The liability is an estimate based on the District’s past experience of making termination payments. An accrual for sick leave is made to the extent that it is probable that the benefits will result in termination payments.

The total liability for vacation and sick leave payments has been calculated using pay rates in effect at June 30, 2019 and reduced to the maximum payment allowed by labor contract and/or statute, plus any applicable additional salary related payments.

The entire compensated absence liability is reported on the government-wide financial statements.

For governmental fund financial statements, compensated absences are recognized as liabilities and expenditures as payments come due each period upon the occurrence of employee resignations and retirements.

K. Accrued Liabilities and Long-Term Obligations

All payables, accrued liabilities and long-term obligations are reported in the government-wide financial statements and all payables, accrued liabilities and long-term obligations payable from the internal service fund are reported on the proprietary fund financial statements.

In general, governmental fund payables and accrued liabilities that, once incurred, are paid in a timely manner and in full from current financial resources are reported as obligations of the funds. However, claims and judgments, compensated absences, net pension liability, and net OPEB liability that will be paid from governmental funds are reported as a liability in the fund financial statements only to the extent that they are due for payment during the current year. Net pension/OPEB liability should be recognized in the governmental funds to the extent that benefit payments are due and payable and the pension/OPEB plan’s fiduciary net position is not sufficient for payment of those benefits.

**GARAWAY LOCAL SCHOOL DISTRICT
TUSCARAWAS COUNTY, OHIO**

NOTES TO THE BASIC FINANCIAL STATEMENTS
FOR THE FISCAL YEAR ENDED JUNE 30, 2019

NOTE 2 - SUMMARY OF SIGNIFICANT ACCOUNTING POLICIES - (Continued)

L. Fund Balance

Fund balance is divided into five classifications based primarily on the extent to which the District is bound to observe constraints imposed upon the use of the resources in the governmental funds. The classifications are as follows:

Nonspendable - The nonspendable fund balance classification includes amounts that cannot be spent because they are not in spendable form or legally required to be maintained intact. The “not in spendable form” criterion includes items that are not expected to be converted to cash.

Restricted - Fund balance is reported as restricted when constraints are placed on the use of resources that are either externally imposed by creditors (such as through debt covenants), grantors, contributors, or laws or regulations of other governments, or imposed by law through constitutional provisions or enabling legislation.

Committed - The committed fund balance classification includes amounts that can be used only for the specific purposes imposed by a formal action (resolution) of the District Board of Education (the highest level of decision making authority). Those committed amounts cannot be used for any other purpose unless the District Board of Education removes or changes the specified use by taking the same type of action (resolution) it employed to previously commit those amounts. Committed fund balance also incorporates contractual obligations to the extent that existing resources in the fund have been specifically committed for use in satisfying those contractual requirements.

Assigned - Amounts in the assigned fund balance classification are intended to be used by the District for specific purposes but do not meet the criteria to be classified as restricted nor committed. In governmental funds other than the general fund, assigned fund balance represents the remaining amount that is not restricted or committed. In the general fund, assigned amounts represent intended uses established by policies of the District Board of Education, which includes giving the Treasurer the authority to constrain monies for intended purposes.

Unassigned - Unassigned fund balance is the residual classification for the general fund and includes all spendable amounts not contained in the other classifications. In other governmental funds, the unassigned classification is only used to report a deficit fund balance resulting from overspending for specific purposes for which amounts had been restricted, committed, or assigned.

The District applies restricted resources first when expenditures are incurred for purposes for which restricted and unrestricted (committed, assigned, and unassigned) fund balance is available. Similarly, within unrestricted fund balance, committed amounts are reduced first followed by assigned, and then unassigned amounts when expenditures are incurred for purposes for which amounts in any of the unrestricted fund balance classifications could be used.

**GARAWAY LOCAL SCHOOL DISTRICT
TUSCARAWAS COUNTY, OHIO**

NOTES TO THE BASIC FINANCIAL STATEMENTS
FOR THE FISCAL YEAR ENDED JUNE 30, 2019

NOTE 2 - SUMMARY OF SIGNIFICANT ACCOUNTING POLICIES - (Continued)

M. Net Position

Net position represents the difference between assets and deferred outflows and liabilities and deferred inflows. The net position component “net investment in capital assets,” consists of capital assets, net of accumulated depreciation, reduced by the outstanding balances of any borrowing used for the acquisition, construction or improvement of those assets. Deferred outflows of resources and deferred inflows of resources that are attributable to the acquisition, construction or improvement of those assets or related debt also should be included in this component of net position. Net position is reported as restricted when there are limitations imposed on its use either through the enabling legislation adopted by the District or through external restrictions imposed by creditors, grantors or laws or regulations of other governments.

The District applies restricted resources first when an expense is incurred for purposes for which both restricted and unrestricted net position is available.

N. Estimates

The preparation of the basic financial statements in conformity with GAAP requires management to make estimates and assumptions that affect the amounts reported in the basic financial statements and accompanying notes. Actual results may differ from those estimates.

O. Interfund Activity

Exchange transactions between funds are reported as revenues in the seller funds and as expenditures/expenses in the purchaser funds. Flows of cash or goods from one fund to another without a requirement for repayment are reported as interfund transfers. Interfund transfers are reported as other financing sources/uses in governmental funds. Repayments from funds responsible for particular expenditures/expenses to the funds that initially paid for them are not presented on the basic financial statements.

P. Pensions/Other Postemployment Benefits (OPEB)

For purposes of measuring the net pension/OPEB liability, net OPEB asset, deferred outflows of resources and deferred inflows of resources related pensions/OPEB, and pension/OPEB expense, information about the fiduciary net position of the pension/OPEB plans and additions to/deductions from their fiduciary net position have been determined on the same basis as they are reported by the pension/OPEB plan. For this purpose, benefit payments (including refunds of employee contributions) are recognized when due and payable in accordance with the benefit terms. The pension/OPEB plans report investments at fair value.

Q. Extraordinary and Special Items

Extraordinary items are transactions or events that are both unusual in nature and infrequent in occurrence. Special items are transactions or events that are within the control of the Board of Education and that are either unusual in nature or infrequent in occurrence. During fiscal year 2019, the District did not incur any transactions that would be classified as an extraordinary item or special item.

**GARAWAY LOCAL SCHOOL DISTRICT
TUSCARAWAS COUNTY, OHIO**

NOTES TO THE BASIC FINANCIAL STATEMENTS
FOR THE FISCAL YEAR ENDED JUNE 30, 2019

NOTE 2 - SUMMARY OF SIGNIFICANT ACCOUNTING POLICIES - (Continued)

R. Fair Value

The District categorizes its fair value measurements within the fair value hierarchy established by generally accepted accounting principles. The hierarchy is based on the valuation inputs used to measure the fair value of the asset. Level 1 inputs are quoted prices in active markets for identical assets; Level 2 inputs are significant other observable inputs; Level 3 inputs are significant unobservable inputs.

NOTE 3 - ACCOUNTABILITY AND COMPLIANCE

A. Change in Accounting Principles

For fiscal year 2019, the District has implemented GASB Statement No. 83, "Certain Asset Retirement Obligations" and GASB Statement No. 88, "Certain Disclosures Related to Debt, Including Direct Borrowings and Direct Placements".

GASB Statement No. 83 addresses accounting and financial reporting for certain asset retirement obligations (AROs). An ARO is a legally enforceable liability associated with the retirement of a tangible capital asset. A government that has legal obligations to perform future asset retirement activities related to its tangible capital assets should recognize a liability. The implementation of GASB Statement No. 83 did not have an effect on the financial statements of the District.

GASB Statement No. 88 improves the information that is disclosed in notes to the basic financial statements related to debt, including direct borrowings and direct placements. It also clarifies which liabilities governments should include when disclosing information related to debt. The implementation of GASB Statement No. 88 did not have an effect on the financial statements of the District.

B. Deficit Fund Balances

Fund balances at June 30, 2019 included the following individual fund deficits:

<u>Nonmajor funds</u>	<u>Deficit</u>
IDEA Part B	\$ 39,733
Title I	45,992
Improving Teacher Quality	5,945

The general fund is liable for any deficit in these funds and provides transfers when cash is required, not when accruals occur. The deficit fund balances resulted from adjustments for accrued liabilities.

NOTE 4 - DEPOSITS AND INVESTMENTS

State statutes classify monies held by the District into three categories.

Active deposits are public deposits necessary to meet current demands on the treasury. Such monies must be maintained either as cash in the District treasury, in commercial accounts payable or withdrawable on demand, including negotiable order of withdrawal (NOW) accounts, or in money market deposit accounts.

**GARAWAY LOCAL SCHOOL DISTRICT
TUSCARAWAS COUNTY, OHIO**

NOTES TO THE BASIC FINANCIAL STATEMENTS
FOR THE FISCAL YEAR ENDED JUNE 30, 2019

NOTE 4 - DEPOSITS AND INVESTMENTS - (Continued)

Inactive deposits are public deposits that the Board of Education has identified as not required for use within the current five year period of designation of depositories. Inactive deposits must either be evidenced by certificates of deposit maturing not later than the end of the current period of designation of depositories, or by savings or deposit accounts including, but not limited to, passbook accounts.

Interim deposits are deposits of interim monies. Interim monies are those monies which are not needed for immediate use, but which will be needed before the end of the current period of designation of depositories. Interim deposits must be evidenced by time certificates of deposit or by savings or deposit accounts including passbook accounts.

Interim monies may be deposited or invested in the following securities:

1. United States Treasury Notes, Bills, Bonds, or any other obligation or security issued by the United States Treasury or any other obligation guaranteed as to principal and interest by the United States;
2. Bonds, notes, debentures, or any other obligations or securities issued by any federal government agency or instrumentality, including, but not limited to, the Federal National Mortgage Association, Federal Home Loan Bank, Federal Farm Credit Bank, Federal Home Loan Mortgage Corporation, and Government National Mortgage Association. All federal agency securities shall be direct issuances of federal government agencies or instrumentalities;
3. Written repurchase agreements in the securities listed above provided that the fair value of the securities subject to the repurchase agreement must exceed the principal value of the agreement by at least two percent and be marked to market daily, and that the term of the agreement must not exceed thirty days;
4. Bonds and other obligations of the State of Ohio;
5. No-load money market mutual funds consisting exclusively of obligations described in items (1) and (2) above and repurchase agreements secured by such obligations, provided that investments in securities described in this division are made only through eligible institutions;
6. The State Treasurer's investment pool, the State Treasury Asset Reserve of Ohio (STAR Ohio);
7. Certain banker's acceptance and commercial paper notes for a period not to exceed one-hundred-eighty days or two-hundred-seventy days, respectively, from the purchase date in an amount not to exceed forty percent of the interim monies available for investment at any one time; and,
8. Under limited circumstances, corporate debt interests rated in either of the two highest classifications by at least two nationally recognized rating agencies.

Protection of the District's deposits is provided by the Federal Deposit Insurance Corporation (FDIC), by eligible securities pledged by the financial institution as security for repayment and by their financial institution through the Ohio Pooled Collateral System (OPCS).

**GARAWAY LOCAL SCHOOL DISTRICT
TUSCARAWAS COUNTY, OHIO**

NOTES TO THE BASIC FINANCIAL STATEMENTS
FOR THE FISCAL YEAR ENDED JUNE 30, 2019

NOTE 4 - DEPOSITS AND INVESTMENTS - (Continued)

Investments in stripped principal or interest obligations reverse repurchase agreements and derivatives are prohibited. The issuance of taxable notes for the purpose of arbitrage, the use of leverage and short selling are also prohibited. An investment must mature within five years from the date of purchase unless matched to a specific obligation or debt of the District and must be purchased with the expectation that it will be held to maturity. Investments may only be made through specified dealers and institutions. Payment for investments may be made only upon delivery of the securities representing the investments to the Treasurer or, if the securities are not represented by a certificate, upon receipt of confirmation of transfer from the custodian.

A. Cash with Fiscal Agent

The District is self-insured through a fiscal agent. The money held by the fiscal agent cannot be identified as an investment or deposit, since it is held in a pool made up of numerous participants. The amount held by the fiscal agent at June 30, 2019 was \$948,963. This amount is not included in the “deposits” or “investments” reported below.

B. Deposits with Financial Institutions

At June 30, 2019, the carrying amount of all District deposits was \$5,098,732 and the bank balance of all District deposits was \$5,163,940. Of the bank balance, \$2,829,554 was covered by the FDIC and \$2,334,386 was potentially exposed to custodial credit risk discussed below because those deposits were uninsured and could be uncollateralized.

Custodial credit risk is the risk that, in the event of bank failure, the District will not be able to recover deposits or collateral securities that are in the possession of an outside party. The District has no deposit policy for custodial credit risk beyond the requirements of State statute. Ohio law requires that deposits either be insured or protected by (1) eligible securities pledged to the District’s and deposited with a qualified trustee by the financial institution as security for repayment whose fair value at all times shall be at least 105 percent of the deposits being secured, or (2) participation in the Ohio Pooled Collateral System (OPCS), a collateral pool of eligible securities deposited with a qualified trustee and pledged to the Treasurer of State to secure the repayment of all public monies deposited in the financial institution. OPCS requires the total fair value of the securities pledged to be 102 percent of the deposits being secured or a rate set by the Treasurer of State. Although all statutory requirements for the deposit of money had been followed, noncompliance with Federal requirements could potentially subject the District to a successful claim by the FDIC.

C. Investments

As of June 30, 2019, the District had the following investments and maturities:

<u>Investment type</u>	<u>Cost</u>	<u>Investment Maturities 6 months or less</u>
Repurchase agreement	<u>\$ 2,350,000</u>	<u>\$ 2,350,000</u>

**GARAWAY LOCAL SCHOOL DISTRICT
TUSCARAWAS COUNTY, OHIO**

NOTES TO THE BASIC FINANCIAL STATEMENTS
FOR THE FISCAL YEAR ENDED JUNE 30, 2019

NOTE 4 - DEPOSITS AND INVESTMENTS - (Continued)

Interest Rate Risk: Interest rate risk arises because potential purchasers of debt securities will not agree to pay face value for those securities if interest rates subsequently increase. The District's investment policy addresses interest rate risk by requiring the District's investment portfolio to be structured so that securities mature to meet cash requirements for ongoing operations and/or long-term debt payments, thereby avoiding that need to sell securities on the open market prior to maturity, and by investing operating funds primarily in short-term investments. Repurchase agreements shall not exceed 30 days.

Custodial Credit Risk: For an investment, custodial credit risk is the risk that, in the event of the failure of the counterparty, the District will not be able to recover the value of its investments or collateral securities that are in the possession of an outside party. The repurchase agreement is exposed to custodial credit risk in that it is uninsured, unregistered, and held by the counterparty. The District has no investment policy dealing with investment custodial risk beyond the requirement in State statute that prohibits payment for investments prior to the delivery of the securities representing such investments to the Treasurer or qualified trustee.

Credit Risk: The District does not have an investment policy that addresses credit risk.

Concentration of Credit Risk: The District places no limit on the amount that may be invested in any one issuer. The following table includes the percentage of each investment type held by the District at June 30, 2019:

<u>Investment type</u>	<u>Cost</u>	<u>% Total</u>
Repurchase agreement	<u>\$ 2,350,000</u>	<u>100.00</u>

D. Reconciliation of Cash and Investments to the Statement of Net Position

The following is a reconciliation of cash and investments as reported in the note above to cash and investments as reported on the statement of net position as of June 30, 2019:

<u>Cash and investments per note</u>	
Carrying amount of deposits	\$ 5,098,732
Investments	2,350,000
Cash with fiscal agent	<u>948,963</u>
Total	<u>\$ 8,397,695</u>
 <u>Cash and investments per statement of net position</u>	
Governmental activities	\$ 8,312,368
Agency funds	<u>85,327</u>
Total	<u>\$ 8,397,695</u>

**GARAWAY LOCAL SCHOOL DISTRICT
TUSCARAWAS COUNTY, OHIO**

NOTES TO THE BASIC FINANCIAL STATEMENTS
FOR THE FISCAL YEAR ENDED JUNE 30, 2019

NOTE 5 - INTERFUND TRANSACTIONS

- A. Transfers for the fiscal year ended June 30, 2019, as reported in the fund financial statements:

<u>Transfers from general fund to:</u>	<u>Amount</u>
Nonmajor governmental funds	<u>\$ 50,000</u>

Transfers are used to move revenues from the fund that statute or budget required to collect them to the fund that statute or budget requires to expend them and to use unrestricted revenues collected in the general fund to finance various programs accounted for in other funds in accordance with budgetary authorizations.

All transfers were made in compliance with Ohio Revised Code Sections 5705.14, 5705.15 and 5705.16. Interfund transfers between governmental funds are eliminated on the government-wide financial statements.

- B. Interfund balances at June 30, 2019 as reported on the fund statements, consist of the following amounts interfund loan receivable/payable:

<u>Receivable Fund</u>	<u>Payable Fund</u>	<u>Amount</u>
General fund	Nonmajor governmental funds	<u>\$ 7,471</u>

The primary purpose of the interfund balances is to cover costs in specific funds where revenues were not received by June 30. These interfund balances will be repaid once the anticipated revenues are received. Interfund balances between governmental funds are eliminated on the government-wide statement of net position.

NOTE 6 - PROPERTY TAXES

Property taxes are levied and assessed on a calendar year basis while the District fiscal year runs from July through June. First half tax collections are received by the District in the second half of the fiscal year. Second half tax distributions occur in the first half of the following fiscal year.

Property taxes include amounts levied against all real property and public utility property. Real property tax revenues received in calendar year 2019 represent the collection of calendar year 2018 taxes. Real property taxes received in calendar year 2019 were levied after April 1, 2018, on the assessed values as of January 1, 2018, the lien date. Assessed values for real property taxes are established by State statute at 35 percent of appraised fair value. Real property taxes are payable annually or semiannually. If paid annually, payment is due December 31; if paid semiannually, the first payment is due December 31, with the remainder payable by June 20. Under certain circumstances, State statute permits alternate payment dates to be established. Public utility property tax revenues received in calendar year 2019 represent the collection of calendar year 2018 taxes. Public utility real and personal property taxes received in calendar year 2019 became a lien on December 31, 2017, were levied after April 1, 2018, and are collected with real property taxes. Public utility real property is assessed at 35 percent of true value; public utility tangible personal property is currently assessed at varying percentages of true value.

**GARAWAY LOCAL SCHOOL DISTRICT
TUSCARAWAS COUNTY, OHIO**

NOTES TO THE BASIC FINANCIAL STATEMENTS
FOR THE FISCAL YEAR ENDED JUNE 30, 2019

NOTE 6 - PROPERTY TAXES – (Continued)

The District receives property taxes from Coshocton County, Holmes County and Tuscarawas County. The County Auditors periodically advance to the District its portion of the taxes collected. Second-half real property tax payments collected by the Counties by June 30, 2019, are available to finance fiscal year 2019 operations. The amount available as an advance at June 30, 2019 was \$482,386 in the general fund and \$17,923 in the permanent improvement fund (a nonmajor governmental fund). This amount is recorded as revenue. The amount available for advance at June 30, 2018 was \$522,841 in the general fund and \$19,585 in the permanent improvement fund (a nonmajor governmental fund). The amount of second-half real property taxes available for advance at fiscal year-end can vary based on the date the tax bills are sent.

Accrued property taxes receivable includes real property, public utility property and delinquent tangible personal property taxes which are measurable as of June 30, 2019 and for which there is an enforceable legal claim. Although total property tax collections for the next fiscal year are measurable, only the amount of real property taxes available as an advance at June 30 was levied to finance current fiscal year operations and is reported as revenue at fiscal year-end. The portion of the receivable not levied to finance current fiscal year operations is offset by a credit to deferred inflows.

On the accrual basis of accounting, collectible delinquent property taxes have been recorded as a receivable and revenue, while on a modified accrual basis of accounting the revenue has been reported as a deferred inflow.

The assessed values upon which the fiscal year 2019 taxes were collected are:

	2018 Second Half Collections		2019 First Half Collections	
	<u>Amount</u>	<u>Percent</u>	<u>Amount</u>	<u>Percent</u>
Agricultural/residential and other real estate	\$ 237,206,850	94.51	\$ 241,080,850	94.53
Public utility personal	<u>13,792,380</u>	<u>5.49</u>	<u>13,949,710</u>	<u>5.47</u>
Total	<u>\$ 250,999,230</u>	<u>100.00</u>	<u>\$ 255,030,560</u>	<u>100.00</u>
Tax rate per \$1,000 of assessed valuation	\$49.30		\$49.30	

NOTE 7 - RECEIVABLES

Receivables at June 30, 2019 consisted of property taxes, accounts (billings for user charged services and student fees), accrued interest, and intergovernmental grants and entitlements. All receivables are considered collectible in full due to the ability to foreclose for the nonpayment of taxes, the stable condition of State programs and the current year guarantee of federal funds.

**GARAWAY LOCAL SCHOOL DISTRICT
TUSCARAWAS COUNTY, OHIO**

NOTES TO THE BASIC FINANCIAL STATEMENTS
FOR THE FISCAL YEAR ENDED JUNE 30, 2019

NOTE 7 – RECEIVABLES – (Continued)

A summary of the principal items of receivables reported on the statement of net position follows:

Governmental activities:

Property taxes	\$ 6,576,111
Accounts	6,053
Accrued interest	2,102
Intergovernmental	<u>149,734</u>
Total	<u>\$ 6,734,000</u>

Receivables have been disaggregated on the face of the basic financial statements. All receivables are expected to be collected within the subsequent year.

NOTE 8 - CAPITAL ASSETS

Capital asset activity for the fiscal year ended June 30, 2019, was as follows:

Governmental Activities	Balance 06/30/18	Additions	Deductions	Balance 06/30/19
<i>Capital assets, not being depreciated:</i>				
Land	\$ 114,836	\$ -	\$ -	\$ 114,836
Construction in progress	<u>37,362</u>	<u>-</u>	<u>(37,362)</u>	<u>-</u>
Total capital assets, not being depreciated	<u>152,198</u>	<u>-</u>	<u>(37,362)</u>	<u>114,836</u>
<i>Capital assets, being depreciated:</i>				
Land improvements	344,424	619,057	-	963,481
Buildings and improvements	7,176,290	56,872	-	7,233,162
Furniture, fixtures and equipment	1,203,671	35,285	(7,302)	1,231,654
Vehicles	<u>1,483,989</u>	<u>81,940</u>	<u>(70,255)</u>	<u>1,495,674</u>
Total capital assets, being depreciated	<u>10,208,374</u>	<u>793,154</u>	<u>(77,557)</u>	<u>10,923,971</u>
<i>Less: accumulated depreciation</i>				
Land improvements	(187,460)	(31,028)	-	(218,488)
Buildings and improvements	(3,915,489)	(150,800)	-	(4,066,289)
Furniture, fixtures and equipment	(955,563)	(43,941)	5,862	(993,642)
Vehicles	<u>(1,037,762)</u>	<u>(93,649)</u>	<u>17,564</u>	<u>(1,113,847)</u>
Total accumulated depreciation	<u>(6,096,274)</u>	<u>(319,418)</u>	<u>23,426</u>	<u>(6,392,266)</u>
Governmental activities capital assets, net	<u>\$ 4,264,298</u>	<u>\$ 473,736</u>	<u>\$ (91,493)</u>	<u>\$ 4,646,541</u>

**GARAWAY LOCAL SCHOOL DISTRICT
TUSCARAWAS COUNTY, OHIO**

NOTES TO THE BASIC FINANCIAL STATEMENTS
FOR THE FISCAL YEAR ENDED JUNE 30, 2019

NOTE 8 - CAPITAL ASSETS - (Continued)

Depreciation expense was charged to governmental functions as follows:

<u>Instruction:</u>	
Regular	\$ 45,778
Special	6,301
Vocational	1,245
Other	1,896
 <u>Support Services:</u>	
Pupil	1,074
Instructional staff	5,878
Administration	5,651
Fiscal	233
Operations and maintenance	29,715
Pupil transportation	85,312
Extracurricular activities	126,925
Food service operations	<u>9,410</u>
Total depreciation expense	<u><u>\$ 319,418</u></u>

NOTE 9 - LONG-TERM OBLIGATIONS

A. During fiscal year 2019, the following changes occurred in governmental activities long-term obligations.

	Balance Outstanding 06/30/18	Additions	Reductions	Balance Outstanding 06/30/19	Amounts Due in One Year
Governmental activities:					
Net pension liability	\$ 13,730,487	\$ -	\$ (1,060,395)	\$ 12,670,092	\$ -
Net OPEB liability	3,110,573	80,145	(1,770,602)	1,420,116	-
Compensated absences	<u>803,168</u>	<u>77,278</u>	<u>(119,882)</u>	<u>760,564</u>	<u>143,141</u>
Total	<u><u>\$ 17,644,228</u></u>	<u><u>\$ 157,423</u></u>	<u><u>\$ (2,950,879)</u></u>	<u><u>\$ 14,850,772</u></u>	<u><u>\$ 143,141</u></u>

See Notes 12 and 13 for details on the net pension liability and net OPEB liability/asset, respectively.

Compensated Absences: Compensated absences will be paid from the fund from which the employee's salaries are paid which, for the District is primarily the general fund, food service fund (a nonmajor governmental fund), the Title I fund (a nonmajor governmental fund), the Title VI-B fund (a nonmajor governmental fund), and the improving teacher quality fund (a nonmajor governmental fund).

**GARAWAY LOCAL SCHOOL DISTRICT
TUSCARAWAS COUNTY, OHIO**

NOTES TO THE BASIC FINANCIAL STATEMENTS
FOR THE FISCAL YEAR ENDED JUNE 30, 2019

NOTE 9 - LONG-TERM OBLIGATIONS - (Continued)

B. Legal Debt Margin

The Ohio Revised Code provides that voted net general obligation debt of the District shall never exceed 9% of the total assessed valuation of the District. The code further provides that unvoted indebtedness shall not exceed 1/10 of 1% of the property valuation of the District. The code additionally states that unvoted indebtedness related to energy conservation debt shall not exceed 9/10 of 1% of the property valuation of the District. The assessed valuation used in determining the District's legal debt margin has been modified by House Bill 530 which became effective March 30, 2006. In accordance with House Bill 530, the assessed valuation used in the District's legal debt margin calculation excluded tangible personal property used in business, telephone or telegraph property, interexchange telecommunications company property, and personal property owned or leased by a railroad company and used in railroad operations. The effects of these debt limitations at June 30, 2019, are a voted debt margin of \$22,952,750 and an unvoted debt margin of \$255,031.

NOTE 10 - EMPLOYEE BENEFITS

A. Compensated Absences

The criteria for determining vacation and sick leave benefits are derived from negotiated agreements and State laws. Classified employees and administrators who are contracted to work 11 months or more per year earn ten to twenty days of vacation per year, depending upon length of service. Accumulated unused vacation time is paid to employees upon termination of employment or retirement. Administrators, teachers and classified employees who work less than 11 months per year do not earn vacation time. Teachers, administrators and classified employees earn sick leave at the rate of one and one-fourth days per month. Sick leave may be accumulated to a maximum of 300 days for certified and classified employees. Upon termination of employment or retirement, a certified employee or administrator receives payment for one-fourth of the total sick leave accumulation up to a maximum accumulation of 61 days. Upon termination of employment or retirement, a classified employee is paid for one-fourth of the total sick leave accumulation to a maximum accumulation of 65 days.

B. Life Insurance

The District provides life insurance and accidental death and dismemberment insurance to employees through the American United Life Insurance Company of \$15,000 and \$7,500 for full-time and part-time certified employees, respectively, of \$18,000 and \$9,000 for full-time and part-time classified employees, respectively, and \$50,000 for the Superintendent and Treasurer.

THIS SPACE IS INTENTIONALLY LEFT BLANK

**GARAWAY LOCAL SCHOOL DISTRICT
TUSCARAWAS COUNTY, OHIO**

**NOTES TO THE BASIC FINANCIAL STATEMENTS
FOR THE FISCAL YEAR ENDED JUNE 30, 2019**

NOTE 11 - RISK MANAGEMENT

A. Comprehensive

The District is exposed to various risks of loss related to torts; theft or damage to, and destruction of assets; errors and omissions; injuries to employees; and natural disasters. During fiscal year 2019, the District contracted with Ohio School Plan (OSP) for property and fleet insurance. Coverages provided and deductibles are as follows:

Building and Contents - replacement cost (\$1,000 deductible)	\$49,177,318
Boiler and Machinery (\$1,000 deductible)	49,177,318
Automobile Liability	1,000,000
Uninsured Motorists	1,000,000

Professional liability is also protected by the Ohio School Plan with a \$1,000,000 single occurrence limit, a \$3,000,000 aggregate limit, with a \$2,500 deductible. OSP provides general liability at the same limits as fiduciary liability with no deductible. The Travelers Casualty and Surety Company of America maintains a crime policy covering employee dishonesty in the amount of \$20,000 per position for the following covered positions: Board President, Board Vice-President, Superintendent, Assistant Treasurers, and Athletic Director. The Travelers Casualty and Surety Company of America also maintains a \$25,000 bond for the Treasurer. The District added \$100,000 Funds Transfer Fraud liability insurance through Ohio School Plan in fiscal year 2019.

Settled claims have not exceeded this commercial coverage in any of the past three years. There have been no significant reductions in insurance coverage from last year.

B. Workers' Compensation

The District participates in a Workers' Compensation Group Rating Plan (GRP), an insurance purchasing pool (Note 2.A.). The intent of the GRP is to achieve the benefit of a reduced premium for the District by virtue of its grouping and representation with other participants in the GRP. Participants in the GRP are placed on tiers according to their loss history. Participants with low loss histories are rewarded with greater savings than participants with higher loss histories. Each participant pays its workers' compensation premium to the state based on the rate for its GRP tier rather than its individual rate. Participation in the GRP is limited to school districts that can meet the GRP's selection criteria. The firm of CompManagement, Inc. provides administrative, cost control, assistance with safety programs, and actuarial services to the GRP.

THIS SPACE IS INTENTIONALLY LEFT BLANK

**GARAWAY LOCAL SCHOOL DISTRICT
TUSCARAWAS COUNTY, OHIO**

NOTES TO THE BASIC FINANCIAL STATEMENTS
FOR THE FISCAL YEAR ENDED JUNE 30, 2019

NOTE 11 - RISK MANAGEMENT - (Continued)

C. Employee Group Medical, Dental, and Vision Insurance

For fiscal year 2019, the District was self-insured for employee group medical, dental, and vision insurance as a member of the JHP Health Benefits Program. For certified employees, the District provides hospital and surgical coverage which is 100% in-network and 70% out-of-network paid of reasonable and customary charges. For classified employees, hospital coverage is provided at 100% in-network and 90% out-of-network paid of reasonable and customary charges. Outpatient surgical coverage is at 100% in-network and 70% out-of-network. For all employees, major medical expense coverage includes a \$200 individual and \$400 family annual deductible in-network and \$400 individual and \$800 family annual deductible out-of-network, followed by a 90% in-network and 70% out-of-network employee co-payment to a \$750 per person and \$1,500 per family in-network and \$750 per person and \$1,500 per family out-of-network out-of-pocket maximum. The District paid \$123,121 in administrative fees to Medical Mutual Services, LLC in fiscal year 2019. The District includes a \$75,000 stop loss deductible in its medical and prescription drug program and is subject to reimbursement for plan participant cumulative claims that exceed \$75,000 up to \$1,500,000 through the consortium’s internal pool reserve. The District pays ninety-two percent of the premium for full-time and fifty percent of the premium for part-time classified employees for single or family coverage. The District also provides dental and vision coverage. The premiums are paid by the District at a rate of eighty-nine percent for full-time certified employees and fifty percent for part-time certified employees. The premium is either paid by the fund that paid the salary for the employee or the general fund. The employee share of the group health insurance premium is covered by an Internal Revenue Code Section 125 plan on a mandatory basis.

Total required monthly premiums for coverage are as follows:

	Family	Individual
Medical/Surgical/RX	\$1,412.16	\$534.26
Dental	79.62	31.87
Vision	11.23	4.49

The claims liability of \$269,020 reported in the internal service fund at June 30, 2019, is based on an estimate provided by the third party administrator and the requirements of GASB Statement No. 10, “Accounting and Financial Reporting for Risk Financing and Related Insurance Issues”, as amended by GASB Statement No. 30, “Risk Financing Omnibus”, which requires that a liability for unpaid claims costs, including estimates of costs relating to incurred, but not reported claims, be accrued at the estimated ultimate cost of settling the claims.

<u>Fiscal Year</u>	<u>Beginning Balance</u>	<u>Claims Incurred</u>	<u>Claims Payments</u>	<u>Ending Balance</u>
2019	\$ 176,084	\$ 2,215,175	\$ (2,122,239)	\$ 269,020
2018	267,069	1,319,816	(1,410,801)	176,084

**GARAWAY LOCAL SCHOOL DISTRICT
TUSCARAWAS COUNTY, OHIO**

NOTES TO THE BASIC FINANCIAL STATEMENTS
FOR THE FISCAL YEAR ENDED JUNE 30, 2019

NOTE 12 - DEFINED BENEFIT PENSION PLANS

Net Pension Liability

The net pension liability reported on the statement of net position represents a liability to employees for pensions. Pensions are a component of exchange transactions—between an employer and its employees—of salaries and benefits for employee services. Pensions are provided to an employee—on a deferred-payment basis—as part of the total compensation package offered by an employer for employee services each financial period. The obligation to sacrifice resources for pensions is a present obligation because it was created as a result of employment exchanges that already have occurred.

The net pension liability represents the District’s proportionate share of each pension plan’s collective actuarial present value of projected benefit payments attributable to past periods of service, net of each pension plan’s fiduciary net position. The net pension liability calculation is dependent on critical long-term variables, including estimated average life expectancies, earnings on investments, cost of living adjustments and others. While these estimates use the best information available, unknowable future events require adjusting this estimate annually.

The Ohio Revised Code limits the District’s obligation for this liability to annually required payments. The District cannot control benefit terms or the manner in which pensions are financed; however, the District does receive the benefit of employees’ services in exchange for compensation including pension.

GASB 68 assumes the liability is solely the obligation of the employer, because (1) they benefit from employee services; and (2) State statute requires all funding to come from these employers. All contributions to date have come solely from these employers (which also includes costs paid in the form of withholdings from employees). State statute requires the pension plans to amortize unfunded liabilities within 30 years. If the amortization period exceeds 30 years, each pension plan’s board must propose corrective action to the State legislature. Any resulting legislative change to benefits or funding could significantly affect the net pension liability. Resulting adjustments to the net pension liability would be effective when the changes are legally enforceable.

The proportionate share of each plan’s unfunded benefits is presented as a long-term *net pension liability* on the accrual basis of accounting. Any liability for the contractually-required pension contribution outstanding at the end of the year is included in pension and postemployment benefits payable on both the accrual and modified accrual bases of accounting.

Plan Description - School Employees Retirement System (SERS)

Plan Description - The District non-teaching employees participate in SERS, a cost-sharing multiple-employer defined benefit pension plan administered by SERS. SERS provides retirement, disability and survivor benefits, annual cost-of-living adjustments, and death benefits to plan members and beneficiaries. Authority to establish and amend benefits is provided by Ohio Revised Code Chapter 3309. SERS issues a publicly available, stand-alone financial report that includes financial statements, required supplementary information and detailed information about SERS’ fiduciary net position. That report can be obtained by visiting the SERS website at www.ohsers.org under Employers/Audit Resources.

**GARAWAY LOCAL SCHOOL DISTRICT
TUSCARAWAS COUNTY, OHIO**

NOTES TO THE BASIC FINANCIAL STATEMENTS
FOR THE FISCAL YEAR ENDED JUNE 30, 2019

NOTE 12 - DEFINED BENEFIT PENSION PLANS - (Continued)

Age and service requirements for retirement are as follows:

	Eligible to Retire on or before August 1, 2017 *	Eligible to Retire after August 1, 2017
Full benefits	Age 65 with 5 years of services credit; or Any age with 30 years of service credit	Age 67 with 10 years of service credit; or Age 57 with 30 years of service credit
Actuarially reduced benefits	Age 60 with 5 years of service credit; or Age 55 with 25 years of service credit	Age 62 with 10 years of service credit; or Age 60 with 25 years of service credit

* Members with 25 years of service credit as of August 1, 2017, will be included in this plan.

Annual retirement benefits are calculated based on final average salary multiplied by a percentage that varies based on years of service; 2.2% for the first thirty years of service and 2.5% for years of service credit over 30. Final average salary is the average of the highest three years of salary.

Effective January 1, 2018, SERS cost-of-living adjustment (COLA) changed from a fixed 3% annual increase to one based on the Consumer Price Index (CPI-W) with a cap of 2.5% and a floor of 0%. SERS also has the authority to award or suspend the COLA, or to adjust the COLA above or below CPI-W. SERS suspended the COLA increases for 2018, 2019 and 2020 for current retirees, and confirmed their intent to implement a four-year waiting period for the state of a COLA for future retirees.

Funding Policy - Plan members are required to contribute 10% of their annual covered salary and the District is required to contribute 14% of annual covered payroll. The contribution requirements of plan members and employers are established and may be amended by the SERS' Retirement Board up to statutory maximum amounts of 10% for plan members and 14% for employers. The Retirement Board, acting with the advice of the actuary, allocates the employer contribution rate among four of the System's funds (Pension Trust Fund, Death Benefit Fund, Medicare B Fund, and Health Care Fund). For the fiscal year ended June 30, 2019, the allocation to pension, death benefits, and Medicare B was 13.5%. The remaining 0.5% of the employer contribution rate was allocated to the Health Care Fund.

The District's contractually required contribution to SERS was \$237,467 for fiscal year 2019. Of this amount, \$34,766 is reported as pension and postemployment benefits payable.

Plan Description - State Teachers Retirement System (STRS)

Plan Description - Licensed teachers participate in STRS Ohio, a cost-sharing multiple-employer public employee retirement system administered by STRS. STRS provides retirement and disability benefits to members and death and survivor benefits to beneficiaries. STRS issues a stand-alone financial report that includes financial statements, required supplementary information and detailed information about STRS' fiduciary net position. That report can be obtained by writing to STRS, 275 E. Broad St., Columbus, OH 43215-3771, by calling (888) 227-7877, or by visiting the STRS website at www.strsoh.org.

**GARAWAY LOCAL SCHOOL DISTRICT
TUSCARAWAS COUNTY, OHIO**

**NOTES TO THE BASIC FINANCIAL STATEMENTS
FOR THE FISCAL YEAR ENDED JUNE 30, 2019**

NOTE 12 - DEFINED BENEFIT PENSION PLANS - (Continued)

New members have a choice of three retirement plans; a Defined Benefit (DB) Plan, a Defined Contribution (DC) Plan and a Combined Plan. Benefits are established by Ohio Revised Code Chapter 3307. The DB Plan offers an annual retirement allowance based on final average salary multiplied by a percentage that varies based on years of service. Effective August 1, 2015, the calculation will be 2.2% of final average salary for the five highest years of earnings multiplied by all years of service. Effective July 1, 2017, the cost-of-living adjustment was reduced to zero. Members are eligible to retire at age 60 with five years of qualifying service credit, or age 55 with 26 years of service, or 31 years of service regardless of age. Eligibility changes will be phased in until August 1, 2026, when retirement eligibility for unreduced benefits will be five years of service credit and age 65, or 35 years of service credit and at least age 60.

The DC Plan allows members to place all their member contributions and 9.53% of the 14% employer contributions into an investment account. Investment allocation decisions are determined by the member. The remaining 4.47% of the 14% employer rate is allocated to the defined benefit unfunded liability. A member is eligible to receive a retirement benefit at age 50 and termination of employment. The member may elect to receive a lifetime monthly annuity or a lump sum withdrawal.

The Combined Plan offers features of both the DB Plan and the DC Plan. In the Combined Plan, 12% of the 14% member rate goes to the DC Plan and the remaining 2% is applied to the DB Plan. Member contributions to the DC Plan are allocated among investment choices by the member, and contributions to the DB Plan from the employer and the member are used to fund the defined benefit payment at a reduced level from the regular DB Plan. The defined benefit portion of the Combined Plan payment is payable to a member on or after age 60 with five years of service. The defined contribution portion of the account may be taken as a lump sum payment or converted to a lifetime monthly annuity after termination of employment at age 50 or later.

New members who choose the DC Plan or Combined Plan will have another opportunity to reselect a permanent plan during their fifth year of membership. Members may remain in the same plan or transfer to another STRS plan. The optional annuitization of a member's defined contribution account or the defined contribution portion of a member's Combined Plan account to a lifetime benefit results in STRS bearing the risk of investment gain or loss on the account. STRS has therefore included all three plan options as one defined benefit plan for GASB 68 reporting purposes.

A DB or Combined Plan member with five or more years of credited service who is determined to be disabled may qualify for a disability benefit. Eligible survivors of members who die before service retirement may qualify for monthly benefits. New members on or after July 1, 2013, must have at least ten years of qualifying service credit to apply for disability benefits. Members in the DC Plan who become disabled are entitled only to their account balance. If a member of the DC Plan dies before retirement benefits begin, the member's designated beneficiary is entitled to receive the member's account balance.

Funding Policy - Employer and member contribution rates are established by the State Teachers Retirement Board and limited by Chapter 3307 of the Ohio Revised Code. For fiscal year 2019, plan members were required to contribute 14% of their annual covered salary. The District was required to contribute 14%; the entire 14% was the portion used to fund pension obligations. The fiscal year 2019 contribution rates were equal to the statutory maximum rates.

The District's contractually required contribution to STRS was \$731,029 for fiscal year 2019. Of this amount, \$121,612 is reported as pension and postemployment benefits payable.

**GARAWAY LOCAL SCHOOL DISTRICT
TUSCARAWAS COUNTY, OHIO**

NOTES TO THE BASIC FINANCIAL STATEMENTS
FOR THE FISCAL YEAR ENDED JUNE 30, 2019

NOTE 12 - DEFINED BENEFIT PENSION PLANS - (Continued)

Pension Liabilities, Pension Expense, and Deferred Outflows of Resources and Deferred Inflows of Resources Related to Pensions

The net pension liability was measured as of June 30, 2018, and the total pension liability used to calculate the net pension liability was determined by an actuarial valuation as of that date. The District's proportion of the net pension liability was based on the District's share of contributions to the pension plan relative to the projected contributions of all participating entities.

Following is information related to the proportionate share and pension expense:

	<u>SERS</u>	<u>STRS</u>	<u>Total</u>
Proportion of the net pension liability prior measurement date	0.04937620%	0.04538106%	
Proportion of the net pension liability current measurement date	<u>0.05069210%</u>	<u>0.04441955%</u>	
Change in proportionate share	<u>0.00131590%</u>	<u>-0.00096151%</u>	
Proportionate share of the net pension liability	\$ 2,903,230	\$ 9,766,862	\$ 12,670,092
Pension expense	\$ 236,189	\$ 838,088	\$ 1,074,277

At June 30, 2019, the District reported deferred outflows of resources and deferred inflows of resources related to pensions from the following sources:

	<u>SERS</u>	<u>STRS</u>	<u>Total</u>
Deferred outflows of resources			
Differences between expected and actual experience	\$ 159,223	\$ 225,447	\$ 384,670
Changes of assumptions	65,562	1,730,873	1,796,435
Difference between employer contributions and proportionate share of contributions/ change in proportionate share	62,395	-	62,395
Contributions subsequent to the measurement date	<u>237,467</u>	<u>731,029</u>	<u>968,496</u>
Total deferred outflows of resources	<u>\$ 524,647</u>	<u>\$ 2,687,349</u>	<u>\$ 3,211,996</u>
Deferred inflows of resources			
Differences between expected and actual experience	\$ -	\$ 63,784	\$ 63,784
Net difference between projected and actual earnings on pension plan investments	80,441	592,251	672,692
Difference between employer contributions and proportionate share of contributions/ change in proportionate share	<u>101,144</u>	<u>230,710</u>	<u>331,854</u>
Total deferred inflows of resources	<u>\$ 181,585</u>	<u>\$ 886,745</u>	<u>\$ 1,068,330</u>

**GARAWAY LOCAL SCHOOL DISTRICT
TUSCARAWAS COUNTY, OHIO**

NOTES TO THE BASIC FINANCIAL STATEMENTS
FOR THE FISCAL YEAR ENDED JUNE 30, 2019

NOTE 12 - DEFINED BENEFIT PENSION PLANS - (Continued)

\$968,496 reported as deferred outflows of resources related to pension resulting from District contributions subsequent to the measurement date will be recognized as a reduction of the net pension liability in the year ending June 30, 2020.

Other amounts reported as deferred outflows of resources and deferred inflows of resources related to pension will be recognized in pension expense as follows:

Fiscal Year Ending June 30:	SERS	STRS	Total
2020	\$ 201,995	\$ 737,527	\$ 939,522
2021	23,548	482,229	505,777
2022	(95,276)	15,465	(79,811)
2023	(24,672)	(165,646)	(190,318)
Total	<u>\$ 105,595</u>	<u>\$ 1,069,575</u>	<u>\$ 1,175,170</u>

Actuarial Assumptions - SERS

SERS' total pension liability was determined by their actuaries in accordance with GASB Statement No. 67, as part of their annual actuarial valuation for each defined benefit retirement plan. Actuarial valuations of an ongoing plan involve estimates of the value of reported amounts (e.g., salaries, credited service) and assumptions about the probability of occurrence of events far into the future (e.g., mortality, disabilities, retirements, employment termination). Actuarially determined amounts are subject to continual review and potential modifications, as actual results are compared with past expectations and new estimates are made about the future.

Projections of benefits for financial reporting purposes are based on the substantive plan (the plan as understood by the employers and plan members) and include the types of benefits provided at the time of each valuation and the historical pattern of sharing benefit costs between the employers and plan members to that point. The projection of benefits for financial reporting purposes does not explicitly incorporate the potential effects of legal or contractual funding limitations.

Actuarial calculations reflect a long-term perspective. For a newly hired employee, actuarial calculations will take into account the employee's entire career with the employer and also take into consideration the benefits, if any, paid to the employee after termination of employment until the death of the employee and any applicable contingent annuitant. In many cases actuarial calculations reflect several decades of service with the employer and the payment of benefits after termination.

Key methods and assumptions used in calculating the total pension liability in the latest actuarial valuation, prepared as of June 30, 2018, are presented below:

Wage inflation	3.00%
Future salary increases, including inflation	3.50% to 18.20%
COLA or ad hoc COLA	2.50%, on and after April 1, 2018, COLA's for future retirees will be delayed for three years following commencement
Investment rate of return	7.50% net of investments expense, including inflation
Actuarial cost method	Entry age normal (level percent of payroll)

**GARAWAY LOCAL SCHOOL DISTRICT
TUSCARAWAS COUNTY, OHIO**

NOTES TO THE BASIC FINANCIAL STATEMENTS
FOR THE FISCAL YEAR ENDED JUNE 30, 2019

NOTE 12 - DEFINED BENEFIT PENSION PLANS - (Continued)

For 2018, the mortality rates were based on the RP-2014 Blue Collar Mortality Table with fully generational projection and a five-year age set-back for both males and females. Mortality among service retired members, and beneficiaries were based upon the RP-2014 Blue Collar Mortality Table with fully generational projection with Scale BB, 120% of male rates, and 110% of female rates. Mortality among disabled members was based upon the RP-2000 Disabled Mortality Table, 90% for male rates and 100% for female rates, set back five years is used for the period after disability retirement.

The most recent experience study was completed for the five year period ended June 30, 2015.

The long-term return expectation for the Pension Plan Investments has been determined using a building-block approach and assumes a time horizon, as defined in SERS' *Statement of Investment Policy*. A forecasted rate of inflation serves as the baseline for the return expectation. Various real return premiums over the baseline inflation rate have been established for each asset class. The long-term expected nominal rate of return has been determined by calculating a weighted average of the expected real return premiums for each asset class, adding the projected inflation rate, and adding the expected return from rebalancing uncorrelated asset classes.

The target allocation and best estimates of arithmetic real rates of return for each major assets class are summarized in the following table:

<u>Asset Class</u>	<u>Target Allocation</u>	<u>Long Term Expected Real Rate of Return</u>
Cash	1.00 %	0.50 %
US Equity	22.50	4.75
International Equity	22.50	7.00
Fixed Income	19.00	1.50
Private Equity	10.00	8.00
Real Assets	15.00	5.00
Multi-Asset Strategies	10.00	3.00
Total	<u>100.00 %</u>	

Discount Rate - The total pension liability was calculated using the discount rate of 7.50%. The projection of cash flows used to determine the discount rate assumed the contributions from employers and from the members would be computed based on contribution requirements as stipulated by State statute. Projected inflows from investment earning were calculated using the long-term assumed investment rate of return (7.50%). Based on those assumptions, the plan's fiduciary net position was projected to be available to make all future benefit payments of current plan members. Therefore, the long-term expected rate of return on pension plan investments was applied to all periods of projected benefits to determine the total pension liability.

Sensitivity of the District's Proportionate Share of the Net Pension Liability to Changes in the Discount Rate - Net pension liability is sensitive to changes in the discount rate, and to illustrate the potential impact the following table presents the net pension liability calculated using the discount rate of 7.50%, as well as what each plan's net pension liability would be if it were calculated using a discount rate that is one percentage point lower (6.50%), or one percentage point higher (8.50%) than the current rate.

**GARAWAY LOCAL SCHOOL DISTRICT
TUSCARAWAS COUNTY, OHIO**

NOTES TO THE BASIC FINANCIAL STATEMENTS
FOR THE FISCAL YEAR ENDED JUNE 30, 2019

NOTE 12 - DEFINED BENEFIT PENSION PLANS - (Continued)

	1% Decrease (6.50%)	Current Discount Rate (7.50%)	1% Increase (8.50%)
District's proportionate share of the net pension liability	\$ 4,089,419	\$ 2,903,230	\$ 1,908,691

Actuarial Assumptions - STRS

Key methods and assumptions used in the latest actuarial valuation, reflecting experience study results used in the July 1, 2018, actuarial valuation are presented below:

	July 1, 2018
Inflation	2.50%
Projected salary increases	12.50% at age 20 to 2.50% at age 65
Investment rate of return	7.45%, net of investment expenses, including inflation
Payroll increases	3.00%
Cost-of-living adjustments (COLA)	0.0%, effective July 1, 2017

For the July 1, 2018, actuarial valuation, post-retirement mortality rates for healthy retirees are based on the RP-2014 Annuitant Mortality Table with 50% of rates through age 69, 70% of rates between ages 70 and 79, 90% of rates between ages 80 and 84, and 100% of rates thereafter, projected forward generationally using mortality improvement scale MP-2016. Post-retirement disabled mortality rates are based on the RP-2014 Disabled Mortality Table with 90% of rates for males and 100% of rates for females, projected forward generationally using mortality improvement scale MP-2016. Pre-retirement mortality rates are based on RP-2014 Employee Mortality Table, projected forward generationally using mortality improvement scale MP-2016.

Actuarial assumptions used in the July 1, 2018 valuation are based on the results of an actuarial experience study for the period July 1, 2011 through June 30, 2016.

THIS SPACE IS INTENTIONALLY LEFT BLANK

**GARAWAY LOCAL SCHOOL DISTRICT
TUSCARAWAS COUNTY, OHIO**

NOTES TO THE BASIC FINANCIAL STATEMENTS
FOR THE FISCAL YEAR ENDED JUNE 30, 2019

NOTE 12 - DEFINED BENEFIT PENSION PLANS - (Continued)

STRS Ohio's investment consultant develops an estimate range for the investment return assumption based on the target allocation adopted by the Retirement Board. The target allocation and long-term expected rate of return for each major asset class are summarized as follows:

Asset Class	Target Allocation**	Long Term Expected Real Rate of Return *
Domestic Equity	28.00 %	7.35 %
International Equity	23.00	7.55
Alternatives	17.00	7.09
Fixed Income	21.00	3.00
Real Estate	10.00	6.00
Liquidity Reserves	1.00	2.25
Total	<u>100.00 %</u>	

*10-Year geometric nominal returns, which include the real rate of return and inflation of 2.25% and does not include investment expenses. Over a 30-year period, STRS' investment consultant indicates that the above target allocations should generate a return above the actuarial rate of return, without net value added by management.

**The Target Allocation percentage is effective as of July 1, 2017. Target weights will be phased in over a 24-month period concluding on July 1, 2019.

Discount Rate - The discount rate used to measure the total pension liability was 7.45% as of June 30, 2018. The projection of cash flows used to determine the discount rate assumes member and employer contributions will be made at the statutory contribution rates in accordance with rate increases described above. For this purpose, only employer contributions that are intended to fund benefits of current plan members and their beneficiaries are included. Projected employer contributions that are intended to fund the service costs of future plan members and their beneficiaries, as well as projected contributions from future plan members, are not included. Based on those assumptions, STRS' fiduciary net position was projected to be available to make all projected future benefit payments to current plan members as of June 30, 2018. Therefore, the long-term expected rate of return on pension plan investments of 7.45% was applied to all periods of projected benefit payment to determine the total pension liability as of June 30, 2018.

Sensitivity of the District's Proportionate Share of the Net Pension Liability to Changes in the Discount Rate - The following table presents the District's proportionate share of the net pension liability calculated using the current period discount rate assumption of 7.45%, as well as what the District's proportionate share of the net pension liability would be if it were calculated using a discount rate that is one-percentage-point lower (6.45%) or one-percentage-point higher (8.45%) than the current rate:

	1% Decrease (6.45%)	Current Discount Rate (7.45%)	1% Increase (8.45%)
District's proportionate share of the net pension liability	\$ 14,263,216	\$ 9,766,862	\$ 5,961,308

**GARAWAY LOCAL SCHOOL DISTRICT
TUSCARAWAS COUNTY, OHIO**

NOTES TO THE BASIC FINANCIAL STATEMENTS
FOR THE FISCAL YEAR ENDED JUNE 30, 2019

NOTE 13 - DEFINED BENEFIT OPEB PLANS

Net OPEB Liability/Asset

The net OPEB liability/asset reported on the statement of net position represents a liability/asset to employees for OPEB. OPEB is a component of exchange transactions—between an employer and its employees—of salaries and benefits for employee services. OPEB are provided to an employee—on a deferred-payment basis—as part of the total compensation package offered by an employer for employee services each financial period. The obligation to sacrifice resources for OPEB is a present obligation because it was created as a result of employment exchanges that already have occurred.

The net OPEB liability/asset represents the District's proportionate share of each OPEB plan's collective actuarial present value of projected benefit payments attributable to past periods of service, net of each OPEB plan's fiduciary net position. The net OPEB liability/asset calculation is dependent on critical long-term variables, including estimated average life expectancies, earnings on investments, cost of living adjustments and others. While these estimates use the best information available, unknowable future events require adjusting these estimates annually.

The Ohio Revised Code limits the District's obligation for this liability to annually required payments. The District cannot control benefit terms or the manner in which OPEB are financed; however, the District does receive the benefit of employees' services in exchange for compensation including OPEB.

GASB 75 assumes the liability is solely the obligation of the employer, because they benefit from employee services. OPEB contributions come from these employers and health care plan enrollees which pay a portion of the health care costs in the form of a monthly premium. The Ohio Revised Code permits, but does not require, the retirement systems to provide healthcare to eligible benefit recipients. Any change to benefits or funding could significantly affect the net OPEB liability/asset. Resulting adjustments to the net OPEB liability/asset would be effective when the changes are legally enforceable. The retirement systems may allocate a portion of the employer contributions to provide for these OPEB benefits.

The proportionate share of each plan's unfunded benefits is presented as a long-term *net OPEB liability* or *net OPEB asset* on the accrual basis of accounting. Any liability for the contractually-required OPEB contribution outstanding at the end of the year is included in pension and postemployment benefits payable on both the accrual and modified accrual bases of accounting.

Plan Description - School Employees Retirement System (SERS)

Health Care Plan Description - The District contributes to the SERS Health Care Fund, administered by SERS for non-certificated retirees and their beneficiaries. For GASB 75 purposes, this plan is considered a cost-sharing other postemployment benefit (OPEB) plan. SERS' Health Care Plan provides healthcare benefits to eligible individuals receiving retirement, disability, and survivor benefits, and to their eligible dependents. Members who retire after June 1, 1986, need 10 years of service credit, exclusive of most types of purchased credit, to qualify to participate in SERS' health care coverage. In addition to age and service retirees, disability benefit recipients and beneficiaries who are receiving monthly benefits due to the death of a member or retiree, are eligible for SERS' health care coverage. Most retirees and dependents choosing SERS' health care coverage are over the age of 65 and therefore enrolled in a fully insured Medicare Advantage plan; however, SERS maintains a traditional, self-insured preferred provider organization for its non-Medicare retiree population. For both groups, SERS offers a self-insured prescription drug program. Health care is a benefit that is permitted, not mandated, by statute. The financial report of the Plan is included in the SERS Comprehensive Annual Financial Report which can be obtained on SERS' website at www.ohsers.org under Employers/Audit Resources.

**GARAWAY LOCAL SCHOOL DISTRICT
TUSCARAWAS COUNTY, OHIO**

NOTES TO THE BASIC FINANCIAL STATEMENTS
FOR THE FISCAL YEAR ENDED JUNE 30, 2019

NOTE 13 - DEFINED BENEFIT OPEB PLANS - (Continued)

Access to health care for retirees and beneficiaries is permitted in accordance with Section 3309 of the Ohio Revised Code. The Health Care Fund was established and is administered in accordance with Internal Revenue Code Section 105(e). SERS' Retirement Board reserves the right to change or discontinue any health plan or program. Active employee members do not contribute to the Health Care Plan. The SERS Retirement Board established the rules for the premiums paid by the retirees for health care coverage for themselves and their dependents or for their surviving beneficiaries. Premiums vary depending on the plan selected, qualified years of service, Medicare eligibility, and retirement status.

Funding Policy - State statute permits SERS to fund the health care benefits through employer contributions. Each year, after the allocation for statutorily required pensions and benefits, the Retirement Board may allocate the remainder of the employer contribution of 14% of covered payroll to the Health Care Fund in accordance with the funding policy. For fiscal year 2019, 0.5% of covered payroll was made to health care. An additional health care surcharge on employers is collected for employees earning less than an actuarially determined minimum compensation amount, pro-rated if less than a full year of service credit was earned. For fiscal year 2019, this amount was \$21,600. Statutes provide that no employer shall pay a health care surcharge greater than 2% of that employer's SERS-covered payroll; nor may SERS collect in aggregate more than 1.5% of the total statewide SERS-covered payroll for the health care surcharge. For fiscal year 2019, the District's surcharge obligation was \$29,997.

The surcharge added to the allocated portion of the 14% employer contribution rate is the total amount assigned to the Health Care Fund. The District's contractually required contribution to SERS was \$38,792 for fiscal year 2019. Of this amount, \$31,285 is reported as pension and postemployment benefits payable.

Plan Description - State Teachers Retirement System (STRS)

Plan Description – The State Teachers Retirement System of Ohio (STRS) administers a cost-sharing Health Plan administered for eligible retirees who participated in the defined benefit or combined pension plans offered by STRS. Ohio law authorizes STRS to offer this plan. Benefits include hospitalization, physicians' fees, prescription drugs and partial reimbursement of monthly Medicare Part B premiums. Medicare Part B premium reimbursements will be discontinued effective January 1, 2020. The Plan is included in the report of STRS which can be obtained by visiting www.strsoh.org or by calling (888) 227-7877.

Funding Policy – Ohio Revised Code Chapter 3307 authorizes STRS to offer the Plan and gives the Retirement Board discretionary authority over how much, if any, of the health care costs will be absorbed by STRS. Active employee members do not contribute to the Health Care Plan. Nearly all health care plan enrollees, for the most recent year, pay a portion of the health care costs in the form of a monthly premium. Under Ohio law, funding for post-employment health care may be deducted from employer contributions, currently 14% of covered payroll. For the fiscal year ended June 30, 2019, STRS did not allocate any employer contributions to post-employment health care.

**GARAWAY LOCAL SCHOOL DISTRICT
TUSCARAWAS COUNTY, OHIO**

NOTES TO THE BASIC FINANCIAL STATEMENTS
FOR THE FISCAL YEAR ENDED JUNE 30, 2019

NOTE 13 - DEFINED BENEFIT OPEB PLANS - (Continued)

OPEB Liabilities/Assets, OPEB Expense, and Deferred Outflows of Resources and Deferred Inflows of Resources Related to OPEB

The net OPEB liability/asset was measured as of June 30, 2018, and the total OPEB liability/asset used to calculate the net OPEB liability/asset was determined by an actuarial valuation as of that date. The District's proportion of the net OPEB liability/asset was based on the District's share of contributions to the respective retirement systems relative to the contributions of all participating entities. Following is information related to the proportionate share and OPEB expense:

	<u>SERS</u>	<u>STRS</u>	<u>Total</u>
Proportion of the net OPEB liability prior measurement date	0.04992930%	0.04538106%	
Proportion of the net OPEB liability/asset current measurement date	<u>0.05118880%</u>	<u>0.04441955%</u>	
Change in proportionate share	<u>0.00125950%</u>	<u>-0.00096151%</u>	
Proportionate share of the net OPEB liability	\$ 1,420,116	\$ -	\$ 1,420,116
Proportionate share of the net OPEB asset	\$ -	\$ (713,777)	\$ (713,777)
OPEB expense	\$ 46,368	\$ (1,554,309)	\$ (1,507,941)

At June 30, 2019, the District reported deferred outflows of resources and deferred inflows of resources related to OPEB from the following sources:

	<u>SERS</u>	<u>STRS</u>	<u>Total</u>
Deferred outflows of resources			
Differences between expected and actual experience	\$ 23,181	\$ 83,371	\$ 106,552
Difference between employer contributions and proportionate share of contributions/ change in proportionate share	17,568	-	17,568
Contributions subsequent to the measurement date	<u>38,792</u>	<u>-</u>	<u>38,792</u>
Total deferred outflows of resources	<u>\$ 79,541</u>	<u>\$ 83,371</u>	<u>\$ 162,912</u>
Deferred inflows of resources			
Differences between expected and actual experience	\$ -	\$ 41,587	\$ 41,587
Net difference between projected and actual earnings on pension plan investments	2,131	81,543	83,674
Changes of assumptions	127,587	972,577	1,100,164
Difference between employer contributions and proportionate share of contributions/ change in proportionate share	<u>47,494</u>	<u>36,421</u>	<u>83,915</u>
Total deferred inflows of resources	<u>\$ 177,212</u>	<u>\$ 1,132,128</u>	<u>\$ 1,309,340</u>

**GARAWAY LOCAL SCHOOL DISTRICT
TUSCARAWAS COUNTY, OHIO**

NOTES TO THE BASIC FINANCIAL STATEMENTS
FOR THE FISCAL YEAR ENDED JUNE 30, 2019

NOTE 13 - DEFINED BENEFIT OPEB PLANS - (Continued)

\$38,792 reported as deferred outflows of resources related to OPEB resulting from District contributions subsequent to the measurement date will be recognized as a reduction of the net OPEB liability/asset in the year ending June 30, 2020. Other amounts reported as deferred outflows of resources and deferred inflows of resources related to OPEB will be recognized in OPEB expense as follows:

Fiscal Year Ending June 30:	<u>SERS</u>	<u>STRS</u>	<u>Total</u>
2020	\$ (75,662)	\$ (187,390)	\$ (263,052)
2021	(57,851)	(187,390)	(245,241)
2022	(1,444)	(187,390)	(188,834)
2023	(539)	(168,871)	(169,410)
2024	(685)	(162,373)	(163,058)
Thereafter	<u>(282)</u>	<u>(155,343)</u>	<u>(155,625)</u>
Total	<u>\$ (136,463)</u>	<u>\$ (1,048,757)</u>	<u>\$ (1,185,220)</u>

Actuarial Assumptions - SERS

The total OPEB liability is determined by SERS' actuaries in accordance with GASB Statement No. 74, as part of their annual actuarial valuation for each retirement plan. Actuarial valuations of an ongoing plan involve estimates of the value of reported amounts (e.g., salaries, credited service) and assumptions about the probability of occurrence of events far into the future (e.g., mortality, disabilities, retirements, employment terminations). Actuarially determined amounts are subject to continual review and potential modifications, as actual results are compared with past expectations and new estimates are made about the future.

Projections of benefits for financial reporting purposes are based on the substantive plan (the plan as understood by the employers and plan members) and include the types of benefits provided at the time of each valuation and the historical pattern of sharing benefit costs between the employers and plan members to that point. The projection of benefits for financial reporting purposes does not explicitly incorporate the potential effects of legal or contractual funding limitations.

Actuarial calculations reflect a long-term perspective. For a newly hired employee, actuarial calculations will take into account the employee's entire career with the employer and also take into consideration the benefits, if any, paid to the employee after termination of employment until the death of the employee and any applicable contingent annuitant. In many cases, actuarial calculations reflect several decades of service with the employer and the payment of benefits after termination.

THIS SPACE IS INTENTIONALLY LEFT BLANK

**GARAWAY LOCAL SCHOOL DISTRICT
TUSCARAWAS COUNTY, OHIO**

NOTES TO THE BASIC FINANCIAL STATEMENTS
FOR THE FISCAL YEAR ENDED JUNE 30, 2019

NOTE 13 - DEFINED BENEFIT OPEB PLANS - (Continued)

Key methods and assumptions used in calculating the total OPEB liability in the latest actuarial valuation date of June 30, 2018, are presented below:

Wage inflation	3.00%
Future salary increases, including inflation	3.50% to 18.20%
Investment rate of return	7.50% net of investments expense, including inflation
Municipal bond index rate:	
Measurement date	3.62%
Prior measurement date	3.56%
Single equivalent interest rate, net of plan investment expense, including price inflation:	
Measurement date	3.70%
Prior measurement date	3.63%
Medical trend assumption:	
Medicare	5.375 to 4.75%
Pre-Medicare	7.25 to 4.75%

Mortality rates were based on the RP-2014 Blue Collar Mortality Table with fully generational projection and Scale BB, 120% of male rates and 110% of female rates. RP-2000 Disabled Mortality Table with 90% for male rates and 100% for female rates set back five years.

The most recent experience study was completed for the five year period ended June 30, 2015.

The long-term expected rate of return on plan assets is reviewed as part of the actuarial five-year experience study. The most recent study covers fiscal years 2010 through 2015 and was adopted by the Board on April 21, 2016. Several factors are considered in evaluating the long-term rate of return assumption including long-term historical data, estimates inherent in current market data, and a log-normal distribution analysis in which best-estimate ranges of expected future real rates of return were developed by the investment consultant for each major asset class. These ranges were combined to produce the long-term expected rate of return, 7.50%, by weighting the expected future real rates of return by the target asset allocation percentage and then adding expected inflation. The capital market assumptions developed by the investment consultant are intended for use over a 10-year horizon and may not be useful in setting the long-term rate of return for funding pension plans which covers a longer timeframe. The assumption is intended to be a long-term assumption and is not expected to change absent a significant change in the asset allocation, a change in the inflation assumption, or a fundamental change in the market that alters expected returns in future years.

THIS SPACE IS INTENTIONALLY LEFT BLANK

**GARAWAY LOCAL SCHOOL DISTRICT
TUSCARAWAS COUNTY, OHIO**

NOTES TO THE BASIC FINANCIAL STATEMENTS
FOR THE FISCAL YEAR ENDED JUNE 30, 2019

NOTE 13 - DEFINED BENEFIT OPEB PLANS - (Continued)

The target asset allocation and best estimates of arithmetic real rates of return for each major asset class, as used in the June 30, 2015 five-year experience study, are summarized as follows:

Asset Class	Target Allocation	Long-Term Expected Real Rate of Return
Cash	1.00 %	0.50 %
US Equity	22.50	4.75
International Equity	22.50	7.00
Fixed Income	19.00	1.50
Private Equity	10.00	8.00
Real Assets	15.00	5.00
Multi-Asset Strategies	10.00	3.00
Total	<u>100.00 %</u>	

Discount Rate - The discount rate used to measure the total OPEB liability at June 30, 2018 was 3.70%. The discount rate used to measure total OPEB liability prior to June 30, 2018 was 3.63%. The projection of cash flows used to determine the discount rate assumed that contributions will be made from members and the System at the state statute contribution rate of 2.00% of projected covered employee payroll each year, which includes a 1.50% payroll surcharge and 0.50% of contributions from the basic benefits plan. Based on these assumptions, the OPEB plan's fiduciary net position was projected to become insufficient to make future benefit payments during the fiscal year ending June 30, 2026. Therefore, the long-term expected rate of return on OPEB plan assets was used to present value the projected benefit payments through the fiscal year ending June 30, 2025 and the Fidelity General Obligation 20-year Municipal Bond Index rate of 3.62%, as of June 30, 2018 (i.e. municipal bond rate), was used to present value the projected benefit payments for the remaining years in the projection. A municipal bond rate of 3.56% was used as of June 30, 2017. The total present value of projected benefit payments from all years was then used to determine the single rate of return that was used as the discount rate. The projection of future benefit payments for all current plan members was until the benefit payments ran out.

Sensitivity of the District's Proportionate Share of the Net OPEB Liability to Changes in the Discount Rate and Changes in the Health Care Cost Trend Rates - The net OPEB liability is sensitive to changes in the discount rate and the health care cost trend rate. The following table presents the net OPEB liability of SERS, what SERS' net OPEB liability would be if it were calculated using a discount rate that is 1 percentage point lower (2.70%) and higher (4.70%) than the current discount rate (3.70%). Also shown is what SERS' net OPEB liability would be based on health care cost trend rates that are 1 percentage point lower (6.25% decreasing to 3.75%) and higher (8.25% decreasing to 5.75%) than the current rate.

	1% Decrease (2.70%)	Current Discount Rate (3.70%)	1% Increase (4.70%)
District's proportionate share of the net OPEB liability	\$ 1,723,199	\$ 1,420,116	\$ 1,180,131

**GARAWAY LOCAL SCHOOL DISTRICT
TUSCARAWAS COUNTY, OHIO**

NOTES TO THE BASIC FINANCIAL STATEMENTS
FOR THE FISCAL YEAR ENDED JUNE 30, 2019

NOTE 13 - DEFINED BENEFIT OPEB PLANS - (Continued)

	1% Decrease (6.25 % decreasing to 3.75 %)	Current Trend Rate (7.25 % decreasing to 4.75 %)	1% Increase (8.25 % decreasing to 5.75 %)
District's proportionate share of the net OPEB liability	\$ 1,145,773	\$ 1,420,116	\$ 1,783,395

Actuarial Assumptions – STRS

Key methods and assumptions used in the latest actuarial valuation, reflecting experience study results used in the July 1, 2018, actuarial valuation, compared with July 1, 2017, are presented below:

	July 1, 2018		July 1, 2017
Inflation	2.50%		2.50%
Projected salary increases	12.50% at age 20 to 2.50% at age 65		12.50% at age 20 to 2.50% at age 65
Investment rate of return	7.45%, net of investment expenses, including inflation		7.45%, net of investment expenses, including inflation
Payroll increases	3.00%		3.00%
Cost-of-living adjustments (COLA)	0.00%		0.00%, effective July 1, 2017
Discounted rate of return	7.45%		N/A
Blended discount rate of return	N/A		4.13%
Health care cost trends			6 to 11% initial, 4.50% ultimate
	Initial	Ultimate	
Medical			
Pre-Medicare	6.00%	4.00%	
Medicare	5.00%	4.00%	
Prescription Drug			
Pre-Medicare	8.00%	4.00%	
Medicare	-5.23%	4.00%	

Projections of benefits include the historical pattern of sharing benefit costs between the employers and retired plan members.

For healthy retirees the mortality rates are based on the RP-2014 Annuitant Mortality Table with 50% of rates through age 69, 70% of rates between ages 70 and 79, 90% of rates between ages 80 and 84, and 100% of rates thereafter, projected forward generationally using mortality improvement scale MP-2016. For disabled retirees, mortality rates are based on the RP-2014 Disabled Mortality Table with 90% of rates for males and 100% of rates for females, projected forward generationally using mortality improvement scale MP-2016.

Actuarial assumptions used in the June 30, 2018, valuation are based on the results of an actuarial experience study for the period July 1, 2011 through June 30, 2016.

**GARAWAY LOCAL SCHOOL DISTRICT
TUSCARAWAS COUNTY, OHIO**

NOTES TO THE BASIC FINANCIAL STATEMENTS
FOR THE FISCAL YEAR ENDED JUNE 30, 2019

NOTE 13 - DEFINED BENEFIT OPEB PLANS - (Continued)

Assumption Changes Since the Prior Measurement Date - The discount rate was increased from the blended rate of 4.13% to the long-term expected rate of return of 7.45% based on the methodology defined under GASB Statement No. 74, Financial Reporting for Postemployment Benefit Plans Other Than Pension Plans (OPEB). Valuation year per capita health care costs were updated.

Benefit Term Changes Since the Prior Measurement Date - The subsidy multiplier for non-Medicare benefit recipients was increased from 1.90% to 1.944% per year of service effective January 1, 2019. The non-Medicare frozen subsidy base premium was increased effective January 1, 2019 and all remaining Medicare Part B premium reimbursements will be discontinued beginning January 1, 2020.

STRS' investment consultant develops an estimate range for the investment return assumption based on the target allocation adopted by the Retirement Board. The target allocation and long-term expected rate of return for each major asset class are summarized as follows:

Asset Class	Target Allocation**	Long Term Expected Real Rate of Return *
Domestic Equity	28.00 %	7.35 %
International Equity	23.00	7.55
Alternatives	17.00	7.09
Fixed Income	21.00	3.00
Real Estate	10.00	6.00
Liquidity Reserves	1.00	2.25
Total	<u>100.00 %</u>	

*10-Year geometric nominal returns, which include the real rate of return and inflation of 2.25% and does not include investment expenses. Over a 30-year period, STRS' investment consultant indicates that the above target allocations should generate a return above the actuarial rate of return, without net value added by management.

** The Target Allocation percentage is effective as of July 1, 2017. Target weights will be phased in over a 24-month period concluding on July 1, 2019.

Discount Rate - The discount rate used to measure the total OPEB asset was 7.45% as of June 30, 2018. A discount rate used to measure the total OPEB liability was 4.13% as of June 30, 2017. The projection of cash flows used to determine the discount rate assumes STRS Ohio continues to allocate no employer contributions to the health care fund. Based on these assumptions, the OPEB plan's fiduciary net position was projected to be available to make all projected future benefit payments to current plan members. Therefore, the long-term expected rate of return on health care plan investments of 7.45% was used to measure the total OPEB asset as of June 30, 2018.

Sensitivity of the District's Proportionate Share of the Net OPEB Asset to Changes in the Discount and Health Care Cost Trend Rate - The following table represents the net OPEB asset as of June 30, 2018, calculated using the current period discount rate assumption of 7.45%, as well as what the net OPEB asset would be if it were calculated using a discount rate that is one percentage point lower (6.45%) or one percentage point higher (8.45%) than the current assumption. Also shown is the net OPEB asset as if it were calculated using health care cost trend rates that are one percentage point lower or one percentage point higher than the current health care cost trend rates.

**GARAWAY LOCAL SCHOOL DISTRICT
TUSCARAWAS COUNTY, OHIO**

NOTES TO THE BASIC FINANCIAL STATEMENTS
FOR THE FISCAL YEAR ENDED JUNE 30, 2019

NOTE 13 - DEFINED BENEFIT OPEB PLANS - (Continued)

	1% Decrease (6.45%)	Current Discount Rate (7.45%)	1% Increase (8.45%)
District's proportionate share of the net OPEB asset	\$ 611,774	\$ 713,777	\$ 799,506
	1% Decrease	Current Trend Rate	1% Increase
District's proportionate share of the net OPEB asset	\$ 794,666	\$ 713,777	\$ 631,627

NOTE 14 - BUDGETARY BASIS OF ACCOUNTING

While reporting financial position, results of operations, and changes in fund balance on the basis of generally accepted accounting principles (GAAP), the budgetary basis as provided by law is based upon accounting for certain transactions on a basis of cash receipts and disbursements.

The statement of revenue, expenditures and changes in fund balance - budget and actual (non-GAAP budgetary basis) presented for the general fund is presented on the budgetary basis to provide a meaningful comparison of actual results with the budget. The major differences between the budget basis and the GAAP basis are that:

- (a) Revenues and other financing sources are recorded when received in cash (budget basis) as opposed to when susceptible to accrual (GAAP basis);
- (b) Expenditures and other financing uses are recorded when paid in cash (budget basis) as opposed to when the liability is incurred (GAAP basis);
- (c) In order to determine compliance with Ohio law, and to reserve that portion of the applicable appropriation, total outstanding encumbrances (budget basis) are recorded as the equivalent of an expenditure, as opposed to assigned or committed fund balance for that portion of outstanding encumbrances not already recognized as an account payable (GAAP basis);
- (d) Advances-in and advances-out are operating transactions (budget basis) as opposed to balance sheet transaction (GAAP basis); and,
- (e) Some funds are included in the general fund (GAAP basis), but have separate legally adopted budgets (budget basis).

THIS SPACE IS INTENTIONALLY LEFT BLANK

**GARAWAY LOCAL SCHOOL DISTRICT
TUSCARAWAS COUNTY, OHIO**

NOTES TO THE BASIC FINANCIAL STATEMENTS
FOR THE FISCAL YEAR ENDED JUNE 30, 2019

NOTE 14 - BUDGETARY BASIS OF ACCOUNTING – (Continued)

The adjustments necessary to convert the results of operations for the year on the budget basis to the GAAP basis for the general fund are as follows:

Net Change in Fund Balance

	<u>General fund</u>
Budget basis	\$ 771,958
Net adjustment for revenue accruals	(30,395)
Net adjustment for expenditure accruals	(169,850)
Net adjustment for other sources/uses	(27,533)
Funds budgeted elsewhere	(2,257)
Adjustment for encumbrances	120,870
GAAP basis	\$ 662,793

Certain funds that are legally budgeted in separate special revenue funds are considered part of the general fund on a GAAP basis. This includes the public school fund and the unclaimed monies fund.

NOTE 15 - CONTINGENCIES

A. Grants

The District receives significant financial assistance from numerous federal, State and local agencies in the form of grants. The disbursement of funds received under these programs generally requires compliance with terms and conditions specified in the grant agreements and are subject to audit by the grantor agencies. Any disallowed claims resulting from such audits could become a liability of the District. However, in the opinion of management, any such disallowed claims will not have a material effect on the financial position of the District.

B. Litigation

The District is not party to legal proceedings which, in the opinion of District management, will have a material effect, if any, on the financial condition of the District.

C. School Foundation

District foundation funding is based on the annualized full-time equivalent (FTE) enrollment of each student. The Ohio Department of Education (ODE) is legislatively required to adjust/reconcile funding as enrollment information is updated by schools throughout the State, which can extend past the fiscal year end. ODE adjustments for fiscal year 2019 have been finalized. The impact of the FTE adjustments resulted in immaterial receivables to the District.

**GARAWAY LOCAL SCHOOL DISTRICT
TUSCARAWAS COUNTY, OHIO**

**NOTES TO THE BASIC FINANCIAL STATEMENTS
FOR THE FISCAL YEAR ENDED JUNE 30, 2019**

NOTE 16 - SET-ASIDES

The District is required by State law to annually set-aside certain general fund revenue amounts, as defined by statutory formula, for the acquisition and construction of capital improvements. Amounts not spent by the end of the fiscal year or offset by similarly restricted resources received during the year must be held in cash at fiscal year-end. This amount must be carried forward to be used for the same purpose in future years. Expenditures exceeding the set-aside requirement may not be carried forward to the next fiscal year.

The following cash-basis information describes the change in the fiscal year-end set-aside amount for capital improvements. Disclosure of this information is required by State statute.

	<u>Capital Improvements</u>
Set-aside balance June 30, 2018	\$ -
Current year set-aside requirement	219,607
Current year offsets	<u>(262,595)</u>
Total	<u>\$ (42,988)</u>
Balance carried forward to fiscal year 2020	<u>\$ -</u>
Set-aside balance June 30, 2019	<u>\$ -</u>

NOTE 17 - OTHER COMMITMENTS

The District utilizes encumbrance accounting as part of its budgetary controls. Encumbrances outstanding at year-end may be reported as part of restricted, committed, or assigned classifications of fund balance. At year end, the District's commitments for encumbrances in the governmental funds were as follows:

<u>Fund Type</u>	<u>Year-End Encumbrances</u>
General fund	\$ 89,557
Nonmajor governmental fund	<u>177,203</u>
Total	<u>\$ 266,760</u>

NOTE 18 - TAX ABATEMENTS

The Village of Sugarcreek has entered into two tax abatement agreements with Eagle Machinery & Supply, Inc./Gnomon Properties, LLC. and one tax abatement agreement with Pleasant Valley Teardrop Trailers, LLC. for the abatement of real property taxes. Under these agreements, the businesses agree to bring jobs and economic development into the District in exchange for forgone property tax receipts. Under the agreements, the District's property tax revenues were reduced by \$30,944 during fiscal year 2019.

**GARAWAY LOCAL SCHOOL DISTRICT
TUSCARAWAS COUNTY, OHIO**

NOTES TO THE BASIC FINANCIAL STATEMENTS
FOR THE FISCAL YEAR ENDED JUNE 30, 2019

NOTE 19 – OPERATING LEASE

The District entered into an operating lease agreement in a prior year with ComDoc for copiers. The lease is for a five year period, ending on August 23, 2022. Copier operating lease expenditures totaled \$18,739 in 2019. The agreement provides for minimum annual leases as follows:

<u>Year Ended</u>	<u>Annual Amount</u>
2020	\$ 18,612
2021	18,612
2022	<u>12,408</u>
Total	<u><u>\$ 49,632</u></u>

REQUIRED SUPPLEMENTARY INFORMATION

**GARAWAY LOCAL SCHOOL DISTRICT
TUSCARAWAS COUNTY, OHIO**

SCHEDULES OF REQUIRED SUPPLEMENTARY INFORMATION

SCHEDULE OF THE DISTRICT'S PROPORTIONATE SHARE OF
THE NET PENSION LIABILITY
SCHOOL EMPLOYEES RETIREMENT SYSTEM (SERS) OF OHIO

	LAST SIX FISCAL YEARS			
	2019	2018	2017	2016
District's proportion of the net pension liability	0.05069210%	0.04937620%	0.05276530%	0.05147590%
District's proportionate share of the net pension liability	\$ 2,903,230	\$ 2,950,119	\$ 3,861,933	\$ 2,937,265
District's covered payroll	\$ 1,667,556	\$ 1,589,893	\$ 1,605,721	\$ 1,549,697
District's proportionate share of the net pension liability as a percentage of its covered payroll	174.10%	185.55%	240.51%	189.54%
Plan fiduciary net position as a percentage of the total pension liability	71.36%	69.50%	62.98%	69.16%

Note: Information prior to 2014 was unavailable. Schedule is intended to show information for 10 years. Additional years will be displayed as they become available.

Amounts presented for each fiscal year were determined as of the District's measurement date which is the prior year-end.

SEE ACCOMPANYING NOTES TO THE REQUIRED SUPPLEMENTARY INFORMATION

<u>2015</u>	<u>2014</u>
0.04972900%	0.04972900%
\$ 2,516,756	\$ 2,957,224
\$ 1,445,022	\$ 1,468,714
174.17%	201.35%
71.70%	65.52%

**GARAWAY LOCAL SCHOOL DISTRICT
TUSCARAWAS COUNTY, OHIO**

SCHEDULES OF REQUIRED SUPPLEMENTARY INFORMATION

SCHEDULE OF THE DISTRICT'S PROPORTIONATE SHARE OF
THE NET PENSION LIABILITY
STATE TEACHERS RETIREMENT SYSTEM (STRS) OF OHIO

	LAST SIX FISCAL YEARS			
	2019	2018	2017	2016
District's proportion of the net pension liability	0.04441955%	0.04538106%	0.04543755%	0.04583586%
District's proportionate share of the net pension liability	\$ 9,766,862	\$ 10,780,368	\$ 15,209,318	\$ 12,667,691
District's covered payroll	\$ 5,072,300	\$ 5,031,664	\$ 4,764,707	\$ 4,782,207
District's proportionate share of the net pension liability as a percentage of its covered payroll	192.55%	214.25%	319.21%	264.89%
Plan fiduciary net position as a percentage of the total pension liability	77.31%	75.30%	66.80%	72.10%

Note: Information prior to 2014 was unavailable. Schedule is intended to show information for 10 years. Additional years will be displayed as they become available.

Amounts presented for each fiscal year were determined as of the District's measurement date which is the prior year-end.

SEE ACCOMPANYING NOTES TO THE REQUIRED SUPPLEMENTARY INFORMATION

<u>2015</u>	<u>2014</u>
0.04617105%	0.04617105%
\$ 11,230,397	\$ 13,377,576
\$ 4,717,408	\$ 5,064,823
238.06%	264.13%
74.70%	69.30%

**GARAWAY LOCAL SCHOOL DISTRICT
TUSCARAWAS COUNTY, OHIO**

SCHEDULES OF REQUIRED SUPPLEMENTARY INFORMATION

SCHEDULE OF DISTRICT PENSION CONTRIBUTIONS
SCHOOL EMPLOYEES RETIREMENT SYSTEM (SERS) OF OHIO

	LAST TEN FISCAL YEARS			
	<u>2019</u>	<u>2018</u>	<u>2017</u>	<u>2016</u>
Contractually required contribution	\$ 237,467	\$ 225,120	\$ 222,585	\$ 224,801
Contributions in relation to the contractually required contribution	<u>(237,467)</u>	<u>(225,120)</u>	<u>(222,585)</u>	<u>(224,801)</u>
Contribution deficiency (excess)	<u>\$ -</u>	<u>\$ -</u>	<u>\$ -</u>	<u>\$ -</u>
District's covered payroll	\$ 1,759,015	\$ 1,667,556	\$ 1,589,893	\$ 1,605,721
Contributions as a percentage of covered payroll	13.50%	13.50%	14.00%	14.00%

SEE ACCOMPANYING NOTES TO THE REQUIRED SUPPLEMENTARY INFORMATION

<u>2015</u>	<u>2014</u>	<u>2013</u>	<u>2012</u>	<u>2011</u>	<u>2010</u>
\$ 204,250	\$ 200,280	\$ 203,270	\$ 201,928	\$ 188,420	\$ 196,091
<u>(204,250)</u>	<u>(200,280)</u>	<u>(203,270)</u>	<u>(201,928)</u>	<u>(188,420)</u>	<u>(196,091)</u>
<u>\$ -</u>	<u>\$ -</u>	<u>\$ -</u>	<u>\$ -</u>	<u>\$ -</u>	<u>\$ -</u>
\$ 1,549,697	\$ 1,445,022	\$ 1,468,714	\$ 1,501,323	\$ 1,498,966	\$ 1,448,235
13.18%	13.86%	13.84%	13.45%	12.57%	13.54%

**GARAWAY LOCAL SCHOOL DISTRICT
TUSCARAWAS COUNTY, OHIO**

SCHEDULES OF REQUIRED SUPPLEMENTARY INFORMATION

SCHEDULE OF DISTRICT PENSION CONTRIBUTIONS
STATE TEACHERS RETIREMENT SYSTEM (STRS) OF OHIO

	LAST TEN FISCAL YEARS			
	<u>2019</u>	<u>2018</u>	<u>2017</u>	<u>2016</u>
Contractually required contribution	\$ 731,029	\$ 710,122	\$ 704,433	\$ 667,059
Contributions in relation to the contractually required contribution	<u>(731,029)</u>	<u>(710,122)</u>	<u>(704,433)</u>	<u>(667,059)</u>
Contribution deficiency (excess)	<u>\$ -</u>	<u>\$ -</u>	<u>\$ -</u>	<u>\$ -</u>
District's covered payroll	\$ 5,221,636	\$ 5,072,300	\$ 5,031,664	\$ 4,764,707
Contributions as a percentage of covered payroll	14.00%	14.00%	14.00%	14.00%

SEE ACCOMPANYING NOTES TO THE REQUIRED SUPPLEMENTARY INFORMATION

<u>2015</u>	<u>2014</u>	<u>2013</u>	<u>2012</u>	<u>2011</u>	<u>2010</u>
\$ 669,509	\$ 613,263	\$ 658,427	\$ 649,148	\$ 656,494	\$ 640,692
<u>(669,509)</u>	<u>(613,263)</u>	<u>(658,427)</u>	<u>(649,148)</u>	<u>(656,494)</u>	<u>(640,692)</u>
<u>\$ -</u>	<u>\$ -</u>	<u>\$ -</u>	<u>\$ -</u>	<u>\$ -</u>	<u>\$ -</u>
\$ 4,782,207	\$ 4,717,408	\$ 5,064,823	\$ 4,993,446	\$ 5,049,954	\$ 4,928,400
14.00%	13.00%	13.00%	13.00%	13.00%	13.00%

**GARAWAY LOCAL SCHOOL DISTRICT
TUSCARAWAS COUNTY, OHIO**

SCHEDULES OF REQUIRED SUPPLEMENTARY INFORMATION

SCHEDULE OF THE DISTRICT'S PROPORTIONATE SHARE OF
THE NET OPEB LIABILITY
SCHOOL EMPLOYEES RETIREMENT SYSTEM (SERS) OF OHIO

LAST THREE FISCAL YEARS

	<u>2019</u>	<u>2018</u>	<u>2017</u>
District's proportion of the net OPEB liability	0.05118880%	0.04992930%	0.05327629%
District's proportionate share of the net OPEB liability	\$ 1,420,116	\$ 1,339,971	\$ 1,518,571
District's covered payroll	\$ 1,667,556	\$ 1,589,893	\$ 1,605,721
District's proportionate share of the net OPEB liability as a percentage of its covered payroll	85.16%	84.28%	94.57%
Plan fiduciary net position as a percentage of the total OPEB liability	13.57%	12.46%	11.49%

Note: Information prior to 2017 was unavailable. Schedule is intended to show information for 10 years. Additional years will be displayed as they become available.

Amounts presented for each fiscal year were determined as of the District's measurement date which is the prior year-end.

SEE ACCOMPANYING NOTES TO THE REQUIRED SUPPLEMENTARY INFORMATION

**GARAWAY LOCAL SCHOOL DISTRICT
TUSCARAWAS COUNTY, OHIO**

SCHEDULES OF REQUIRED SUPPLEMENTARY INFORMATION

SCHEDULE OF THE DISTRICT'S PROPORTIONATE SHARE OF
THE NET OPEB LIABILITY/ASSET
STATE TEACHERS RETIREMENT SYSTEM (STRS) OF OHIO

LAST THREE FISCAL YEARS

	<u>2019</u>	<u>2018</u>	<u>2017</u>
District's proportion of the net OPEB liability/asset	0.04441955%	0.04538106%	0.04543755%
District's proportionate share of the net OPEB liability/(asset)	\$ (713,777)	\$ 1,770,602	\$ 2,430,012
District's covered payroll	\$ 5,072,300	\$ 5,031,664	\$ 4,764,707
District's proportionate share of the net OPEB liability/asset as a percentage of its covered payroll	14.07%	35.19%	51.00%
Plan fiduciary net position as a percentage of the total OPEB liability/asset	176.00%	47.10%	37.30%

Note: Information prior to 2017 was unavailable. Schedule is intended to show information for 10 years. Additional years will be displayed as they become available.

Amounts presented for each fiscal year were determined as of the District's measurement date which is the prior year-end.

SEE ACCOMPANYING NOTES TO THE REQUIRED SUPPLEMENTARY INFORMATION

**GARAWAY LOCAL SCHOOL DISTRICT
TUSCARAWAS COUNTY, OHIO**

SCHEDULES OF REQUIRED SUPPLEMENTARY INFORMATION

SCHEDULE OF DISTRICT OPEB CONTRIBUTIONS
SCHOOL EMPLOYEES RETIREMENT SYSTEM (SERS) OF OHIO

	LAST TEN FISCAL YEARS			
	<u>2019</u>	<u>2018</u>	<u>2017</u>	<u>2016</u>
Contractually required contribution	\$ 38,792	\$ 34,934	\$ 26,398	\$ 25,675
Contributions in relation to the contractually required contribution	<u>(38,792)</u>	<u>(34,934)</u>	<u>(26,398)</u>	<u>(25,675)</u>
Contribution deficiency (excess)	<u>\$ -</u>	<u>\$ -</u>	<u>\$ -</u>	<u>\$ -</u>
District's covered payroll	\$ 1,759,015	\$ 1,667,556	\$ 1,589,893	\$ 1,605,721
Contributions as a percentage of covered payroll	2.21%	2.09%	1.66%	1.60%

Note: The contributions as a percentage of covered payroll include the surcharge.

SEE ACCOMPANYING NOTES TO THE REQUIRED SUPPLEMENTARY INFORMATION

<u>2015</u>	<u>2014</u>	<u>2013</u>	<u>2012</u>	<u>2011</u>	<u>2010</u>
\$ 36,550	\$ 25,924	\$ 30,260	\$ 36,662	\$ 48,648	\$ 32,360
<u>(36,550)</u>	<u>(25,924)</u>	<u>(30,260)</u>	<u>(36,662)</u>	<u>(48,648)</u>	<u>(32,360)</u>
<u>\$ -</u>	<u>\$ -</u>	<u>\$ -</u>	<u>\$ -</u>	<u>\$ -</u>	<u>\$ -</u>
\$ 1,549,697	\$ 1,445,022	\$ 1,468,714	\$ 1,501,323	\$ 1,498,966	\$ 1,448,235
2.36%	1.79%	2.06%	2.44%	3.25%	2.23%

**GARAWAY LOCAL SCHOOL DISTRICT
TUSCARAWAS COUNTY, OHIO**

SCHEDULES OF REQUIRED SUPPLEMENTARY INFORMATION

SCHEDULE OF DISTRICT OPEB CONTRIBUTIONS
STATE TEACHERS RETIREMENT SYSTEM (STRS) OF OHIO

	LAST TEN FISCAL YEARS			
	<u>2019</u>	<u>2018</u>	<u>2017</u>	<u>2016</u>
Contractually required contribution	\$ -	\$ -	\$ -	\$ -
Contributions in relation to the contractually required contribution	<u>-</u>	<u>-</u>	<u>-</u>	<u>-</u>
Contribution deficiency (excess)	<u>\$ -</u>	<u>\$ -</u>	<u>\$ -</u>	<u>\$ -</u>
District's covered payroll	\$ 5,221,636	\$ 5,072,300	\$ 5,031,664	\$ 4,764,707
Contributions as a percentage of covered payroll	0.00%	0.00%	0.00%	0.00%

SEE ACCOMPANYING NOTES TO THE REQUIRED SUPPLEMENTARY INFORMATION

<u>2015</u>	<u>2014</u>	<u>2013</u>	<u>2012</u>	<u>2011</u>	<u>2010</u>
\$ -	\$ 49,914	\$ 50,648	\$ 49,934	\$ 50,500	\$ 49,284
-	(49,914)	(50,648)	(49,934)	(50,500)	(49,284)
<u>\$ -</u>	<u>\$ -</u>	<u>\$ -</u>	<u>\$ -</u>	<u>\$ -</u>	<u>\$ -</u>
\$ 4,782,207	\$ 4,717,408	\$ 5,064,823	\$ 4,993,446	\$ 5,049,954	\$ 4,928,400
0.00%	1.00%	1.00%	1.00%	1.00%	1.00%

**GARAWAY LOCAL SCHOOL DISTRICT
TUSCARAWAS COUNTY, OHIO**

NOTES TO THE REQUIRED SUPPLEMENTARY INFORMATION
FOR THE FISCAL YEAR ENDED JUNE 30, 2019

PENSION

SCHOOL EMPLOYEES RETIREMENT SYSTEM (SERS) OF OHIO

Changes in benefit terms: There were no changes in benefit terms from the amounts reported for fiscal years 2014-2017. For fiscal year 2018, SERS changed from a fixed 3% annual increase to a Cost of Living Adjustment (COLA) based on the changes in the Consumer Price Index (CPI-W), with a cap of 2.5% and a floor of 0%. There were no changes in benefit terms from the amounts previously reported for fiscal year 2019.

Changes in assumptions: There were no changes in methods and assumptions used in the calculation of actuarial determined contributions for fiscal years 2014-2016. For fiscal year 2017, the following changes of assumptions affected the total pension liability since the prior measurement date: (a) the assumed rate of inflation was reduced from 3.25% to 3.00%, (b) payroll growth assumption was reduced from 4.00% to 3.50%, (c) assumed real wage growth was reduced from 0.75% to 0.50%, (d) Rates of withdrawal, retirement and disability were updated to reflect recent experience, (e) mortality among active members was updated to RP-2014 Blue Collar Mortality Table with fully generational projection and a five year age set-back for both males and females, (f) mortality among service retired members, and beneficiaries was updated to the following RP-2014 Blue Collar Mortality Table with fully generational projection with Scale BB, 120% of male rates, and 110% of female rates, (g) mortality among disabled members was updated to RP-2000 Disabled Mortality Table, 90% for male rates and 100% for female rates, set back five years is used for the period after disability retirement and (h) the discount rate was reduced from 7.75% to 7.50%. There were no changes in methods and assumptions used in the calculation of actuarial determined contributions for fiscal years 2018-2019.

STATE TEACHERS RETIREMENT SYSTEM (STRS) OF OHIO

Changes in benefit terms: There were no changes in benefit terms from the amounts reported for fiscal years 2014-2017. For fiscal year 2018, STRS decreased the Cost of Living Adjustment (COLA) to zero. There were no changes in benefit terms from amounts previously reported for fiscal year 2019.

Changes in assumptions: There were no changes in methods and assumptions used in the calculation of actuarial determined contributions for fiscal years 2014-2017. For fiscal year 2018, the following changes of assumption affected the total pension liability since the prior measurement date: (a) the long term expected rate of return was reduced from 7.75% to 7.45%, (b) the inflation assumption was lowered from 2.75% to 2.50%, (c) the payroll growth assumption was lowered to 3.00%, (d) total salary increases rate was lowered by decreasing the merit component of the individual salary increases, in addition to a decrease of 0.25% due to lower inflation (e) the healthy and disabled mortality assumptions were updated to the RP-2014 mortality tables with generational improvement scale MP-2016 and (f) rates of retirement, termination and disability were modified to better reflect anticipated future experience. There were no changes in methods and assumptions used in the calculation of actuarial determined contributions for fiscal year 2019.

(Continued)

**GARAWAY LOCAL SCHOOL DISTRICT
TUSCARAWAS COUNTY, OHIO**

NOTES TO THE REQUIRED SUPPLEMENTARY INFORMATION (CONTINUED)
FOR THE FISCAL YEAR ENDED JUNE 30, 2019

OTHER POSTEMPLOYMENT BENEFITS (OPEB)

SCHOOL EMPLOYEES RETIREMENT SYSTEM (SERS) OF OHIO

Changes in benefit terms: There were no changes in benefit terms from the amounts previously reported for fiscal years 2017-2019.

Changes in assumptions: There were no changes in methods and assumptions used in the calculation of actuarial determined contributions for fiscal year 2017. For fiscal year 2018, the following changes of assumptions affected the total OPEB liability since the prior measurement date: (a) assumed rate of inflation was reduced from 3.25% to 3.00%, (b) payroll growth assumption was reduced from 4.00% to 3.50%, (c) assumed real wage growth was reduced from 0.75% to 0.50%, (d) rates of withdrawal, retirement, and disability were updated to reflect recent experience, (e) mortality among active members was updated to the following: RP-2014 Blue Collar Mortality Table with fully generational projection and a five-year age set-back for both males and females, (f) mortality among service retired members, and beneficiaries was updated to the following: RP-2014 Blue Collar Mortality Table with fully generational projection with Scale BB, 120% of male rates, and 110% of female rates, (g) mortality among disabled members was updated to the following: RP-2000 Disabled Mortality Table, 90% for male rates and 100% for female rates, set back five years is used for the period after disability retirement, (h) the municipal bond index rate increased from 2.92% to 3.56% and (i) the single equivalent interest rate, net of plan investment expense, including price inflation increased from 2.98% to 3.63%. For fiscal year 2019, the following changes of assumptions affected the total OPEB liability since the prior measurement date: (a) the discount rate increased from 3.63% to 3.70%, (b) the health care cost trend rate for Medicare were changed from a range of 5.50%-5.00% to a range of 5.375%-4.75% and Pre-Medicare were changed from a range of 7.50%-5.00% to a range of 7.25%-4.75%, (c) the municipal bond index rate increased from 3.56% to 3.62% and (i) the single equivalent interest rate, net of plan investment expense, including price inflation increased from 3.63% to 3.70%.

STATE TEACHERS RETIREMENT SYSTEM (STRS) OF OHIO

Changes in benefit terms: There were no changes in benefit terms from the amounts previously reported for fiscal year 2017. For fiscal year 2018, STRS reduced the subsidy multiplier for non-Medicare benefit recipients from 2.1% to 1.9% per year of service. Medicare Part B premium reimbursements were discontinued for certain survivors and beneficiaries and all remaining Medicare Part B premium reimbursements will be discontinued beginning January 2019. For fiscal year 2019, STRS increased the subsidy multiplier for non-Medicare benefit recipients from 1.9% to 1.944% per year of service effective January 1, 2019. The non-Medicare frozen subsidy base premium was increased January 1, 2019 and all remaining Medicare Part B premium reimbursements will be discontinued beginning January 1, 2020.

Changes in assumptions: There were no changes in methods and assumptions used in the calculation of actuarial determined contributions for fiscal year 2017. For fiscal year 2018, the following changes of assumption affected the total OPEB liability since the prior measurement date: (a) the discount rate was increased from 3.26% to 4.13% based on the methodology defined under GASB Statement No. 74, Financial Reporting for Postemployment Benefit Plans Other Than Pension Plans (OPEB), (b) the long term expected rate of return was reduced from 7.75% to 7.45%, (c) valuation year per capita health care costs were updated, and the salary scale was modified, (d) the percentage of future retirees electing each option was updated based on current data and the percentage of future disabled retirees and terminated vested participants electing health coverage were decreased and (e) the assumed mortality, disability, retirement, withdrawal and future health care cost trend rates were modified along with the portion of rebated prescription drug costs. For fiscal year 2019, the following changes of assumptions affected the total OPEB liability since the prior measurement date: (a) the discount rate was increased from the blended rate of 4.13% to the long-term expected rate of return of 7.45% based on the methodology defined under GASB Statement No. 74, Financial Reporting for Postemployment Benefit Plans Other Than Pension Plans (OPEB) and (b) decrease in trend rates from 6.00%-11.00 initial; 4.50% ultimate down to Medical Pre-Medicare 6.00% and Medicare 5.00% initial; 4.00% ultimate and Prescription Drug Pre-Medicare 8.00% and Medicare (5.23%) initial; 4.00% ultimate.

This page intentionally left blank.

**GARAWAY LOCAL SCHOOL DISTRICT
TUSCARAWAS COUNTY**

**SCHEDULE OF EXPENDITURES OF FEDERAL AWARDS
FOR THE YEAR ENDED JUNE 30, 2019**

FEDERAL GRANTOR Pass Through Grantor Program / Cluster Title	Federal CFDA Number	Pass Through Entity Identifying Number	Total Federal Expenditures
U.S. DEPARTMENT OF AGRICULTURE			
<i>Passed Through Ohio Department of Education</i>			
Child Nutrition Cluster:			
Non-Cash Assistance (Food Distribution):			
School Breakfast Program	10.553	N/A	\$1,762
National School Lunch Program	10.555	N/A	35,375
Non-Cash Assistance (Food Distribution) Subtotal			<u>37,137</u>
Cash Assistance:			
School Breakfast Program	10.553	N/A	41,240
National School Lunch Program	10.555	N/A	158,558
Cash Assistance Subtotal			<u>199,798</u>
Total Child Nutrition Cluster			<u>236,935</u>
Total U.S. Department of Agriculture			236,935
U.S. DEPARTMENT OF EDUCATION			
<i>Passed Through Ohio Department of Education</i>			
Title I Grants to Local Educational Agencies	84.010	S010A170035 S010A180035	72,641 317,605
Total Title I Grants to Local Educational Agencies			<u>390,246</u>
Special Education Cluster (IDEA):			
Special Education-Grants to States (IDEA, Part B)	84.027	H027A170111 H027A180111	58,086 228,407
Total Special Education Cluster (IDEA)			<u>286,493</u>
Supporting Effective Instruction State Grant	84.367	S367A170034 S367A180034	9,007 45,310
Total Supporting Effective Instruction State Grant			<u>54,317</u>
Student Support and Academic Enrichment Grants	84.424	S424A180036	<u>37,241</u>
Total U.S. Department of Education			<u>768,297</u>
Total Expenditures of Federal Awards			<u><u>\$1,005,232</u></u>

The accompanying notes are an integral part of this Schedule.

**GARAWAY LOCAL SCHOOL DISTRICT
TUSCARAWAS COUNTY**

**NOTES TO THE SCHEDULE OF EXPENDITURES OF FEDERAL AWARDS
2 CFR 200.510(b)(6)
FOR THE YEAR ENDED JUNE 30, 2019**

NOTE A – BASIS OF PRESENTATION

The accompanying Schedule of Expenditures of Federal Awards (the Schedule) includes the federal award activity of Garaway Local School District (the District) under programs of the federal government for the year ended June 30, 2019. The information on this Schedule is prepared in accordance with the requirements of Title 2 U.S. *Code of Federal Regulations* Part 200, *Uniform Administrative Requirements, Cost Principles, and Audit Requirements for Federal Awards* (Uniform Guidance). Because the Schedule presents only a selected portion of the operations of the District, it is not intended to and does not present the financial position, changes in net position, or cash flows of the District.

NOTE B – SUMMARY OF SIGNIFICANT ACCOUNTING POLICIES

Expenditures reported on the Schedule are reported on the cash basis of accounting. Such expenditures are recognized following the cost principles contained in Uniform Guidance wherein certain types of expenditures may or may not be allowable or may be limited as to reimbursement.

NOTE C – INDIRECT COST RATE

The District has elected not to use the 10-percent de minimis indirect cost rate as allowed under the Uniform Guidance.

NOTE D - CHILD NUTRITION CLUSTER

The District commingles cash receipts from the U.S. Department of Agriculture with similar State grants. When reporting expenditures on this Schedule, the District assumes it expends federal monies first.

NOTE E – FOOD DONATION PROGRAM

The District reports commodities consumed on the Schedule at the fair value. The District allocated donated food commodities to the respective programs that benefitted from the use of those donated food commodities.

NOTE F - TRANSFERS BETWEEN PROGRAM YEARS

Federal regulations require schools to obligate certain federal awards by June 30. However, with ODE's consent, schools can transfer unobligated amounts to the subsequent fiscal year's program. The District transferred the following amounts from 2019 to 2020 programs:

<u>Program Title</u>	<u>CFDA Number</u>	<u>Amount Transferred</u>
Title I Grants to Local Educational Agencies	84.010	\$806
Special Education - Grants to States (IDEA, Part B)	84.027	\$3,554
Supporting Effective Instruction - State Grant	84.367	\$485
Student Support and Academic Enrichment Grants	84.424	\$59



53 Johnson Road
The Plains, Ohio 45780-1231
(740) 594-3300 or (800) 441-1389
SoutheastRegion@ohioauditor.gov

**INDEPENDENT AUDITOR'S REPORT ON INTERNAL CONTROL OVER
FINANCIAL REPORTING AND ON COMPLIANCE AND OTHER MATTERS
REQUIRED BY GOVERNMENT AUDITING STANDARDS**

Garaway Local School District
Tuscarawas County
146 Dover Road, NW
Sugarcreek, Ohio 44681

To the Board of Education:

We have audited, in accordance with auditing standards generally accepted in the United States and the Comptroller General of the United States' *Government Auditing Standards*, the financial statements of the governmental activities, the major fund, and the aggregate remaining fund information of the Garaway Local School District, Tuscarawas County, Ohio (the District), as of and for the year ended June 30, 2019, and the related notes to the financial statements, which collectively comprise the District's basic financial statements and have issued our report thereon dated February 25, 2020.

Internal Control Over Financial Reporting

As part of our financial statement audit, we considered the District's internal control over financial reporting (internal control) to determine the audit procedures appropriate in the circumstances to the extent necessary to support our opinion on the financial statements, but not to the extent necessary to opine on the effectiveness of the District's internal control. Accordingly, we have not opined on it.

A *deficiency in internal control* exists when the design or operation of a control does not allow management or employees, when performing their assigned functions, to prevent, or detect and timely correct misstatements. A *material weakness* is a deficiency, or combination of internal control deficiencies resulting in a reasonable possibility that internal control will not prevent or detect and timely correct a material misstatement of the District's financial statements. A *significant deficiency* is a deficiency, or a combination of deficiencies, in internal control that is less severe than a material weakness, yet important enough to merit attention by those charged with governance.

Our consideration of internal control was for the limited purpose described in the first paragraph of this section and was not designed to identify all internal control deficiencies that might be material weaknesses or significant deficiencies. Given these limitations, we did not identify any deficiencies in internal control that we consider material weaknesses. However, unidentified material weaknesses may exist.

Compliance and Other Matters

As part of reasonably assuring whether the District's financial statements are free of material misstatement, we tested its compliance with certain provisions of laws, regulations, contracts, and grant agreements, noncompliance with which could directly and materially affect the determination of financial statement amounts. However, opining on compliance with those provisions was not an objective of our audit and accordingly, we do not express an opinion. The results of our tests disclosed no instances of noncompliance or other matters we must report under *Government Auditing Standards*.

Purpose of this Report

This report only describes the scope of our internal control and compliance testing and our testing results, and does not opine on the effectiveness of the District's internal control or on compliance. This report is an integral part of an audit performed under *Government Auditing Standards* in considering the District's internal control and compliance. Accordingly, this report is not suitable for any other purpose.



Keith Faber
Auditor of State
Columbus, Ohio

February 25, 2020



53 Johnson Road
The Plains, Ohio 45780-1231
(740) 594-3300 or (800) 441-1389
SoutheastRegion@ohioauditor.gov

**INDEPENDENT AUDITOR'S REPORT ON COMPLIANCE WITH REQUIREMENTS
APPLICABLE TO THE MAJOR FEDERAL PROGRAM AND ON INTERNAL CONTROL OVER
COMPLIANCE REQUIRED BY THE UNIFORM GUIDANCE**

Garaway Local School District
Tuscarawas County
146 Dover Road, NW
Sugarcreek, Ohio 44681

To the Board of Education:

Report on Compliance for the Major Federal Program

We have audited Garaway Local School District's, Tuscarawas County, Ohio (the District's), compliance with the applicable requirements described in the U.S. Office of Management and Budget (OMB) *Compliance Supplement* that could directly and materially affect Garaway Local School District's major federal program for the year ended June 30, 2019. The *Summary of Auditor's Results* in the accompanying Schedule of Findings identifies the District's major federal program.

Management's Responsibility

The District's Management is responsible for complying with federal statutes, regulations, and the terms and conditions of its federal awards applicable to its federal program.

Auditor's Responsibility

Our responsibility is to opine on the District's compliance for the District's major federal program based on our audit of the applicable compliance requirements referred to above. Our compliance audit followed auditing standards generally accepted in the United States of America; the standards for financial audits included in the Comptroller General of the United States' *Government Auditing Standards*; and the audit requirements of Title 2 U.S. *Code of Federal Regulations* Part 200, *Uniform Administrative Requirements, Cost Principles, and Audit Requirements for Federal Awards* (Uniform Guidance). These standards and the Uniform Guidance require us to plan and perform the audit to reasonably assure whether noncompliance with the applicable compliance requirements referred to above that could directly and materially affect a major federal program occurred. An audit includes examining, on a test basis, evidence about the District's compliance with those requirements and performing such other procedures as we considered necessary in the circumstances.

We believe our audit provides a reasonable basis for our compliance opinion on the District's major program. However, our audit does not provide a legal determination of the District's compliance.

Opinion on the Major Federal Program

In our opinion, Garaway Local School District complied, in all material respects with the compliance requirements referred to above that could directly and materially affect its major federal program for the year ended June 30, 2019.

Report on Internal Control Over Compliance

The District's management is responsible for establishing and maintaining effective internal control over compliance with the applicable compliance requirements referred to above. In planning and performing our compliance audit, we considered the District's internal control over compliance with the applicable requirements that could directly and materially affect a major federal program, to determine our auditing procedures appropriate for opining on the major federal program's compliance and to test and report on internal control over compliance in accordance with the Uniform Guidance, but not to the extent needed to opine on the effectiveness of internal control over compliance. Accordingly, we have not opined on the effectiveness of the District's internal control over compliance.

A deficiency in internal control over compliance exists when the design or operation of a control over compliance does not allow management or employees, when performing their assigned functions, to prevent, or to timely detect and correct, noncompliance with a federal program's applicable compliance requirement. *A material weakness in internal control over compliance* is a deficiency, or combination of deficiencies, in internal control over compliance, such that there is a reasonable possibility that material noncompliance with a federal program compliance requirement will not be prevented, or timely detected and corrected. *A significant deficiency in internal control over compliance* is a deficiency, or a combination of deficiencies, in internal control over compliance with federal program's applicable compliance requirement that is less severe than a material weakness in internal control over compliance, yet important enough to merit attention by those charged with governance.

Our consideration of internal control over compliance was for the limited purpose described in the first paragraph of this section and would not necessarily identify all deficiencies in internal control over compliance that might be material weaknesses or significant deficiencies. We did not identify any deficiencies in internal control over compliance that we consider to be material weaknesses. However, material weaknesses may exist that have not been identified.

This report only describes the scope of our internal control over compliance tests and the results of this testing based on Uniform Guidance requirements. Accordingly, this report is not suitable for any other purpose.



Keith Faber
Auditor of State
Columbus, Ohio

February 25, 2020

**GARAWAY LOCAL SCHOOL DISTRICT
TUSCARAWAS COUNTY**

**SCHEDULE OF FINDINGS
2 CFR § 200.515
JUNE 30, 2019**

1. SUMMARY OF AUDITOR'S RESULTS

(d)(1)(i)	Type of Financial Statement Opinion	Unmodified
(d)(1)(ii)	Were there any material weaknesses in internal control reported at the financial statement level (GAGAS)?	No
(d)(1)(ii)	Were there any significant deficiencies in internal control reported at the financial statement level (GAGAS)?	No
(d)(1)(iii)	Was there any reported material noncompliance at the financial statement level (GAGAS)?	No
(d)(1)(iv)	Were there any material weaknesses in internal control reported for major federal programs?	No
(d)(1)(iv)	Were there any significant deficiencies in internal control reported for major federal programs?	No
(d)(1)(v)	Type of Major Programs' Compliance Opinion	Unmodified
(d)(1)(vi)	Are there any reportable findings under 2 CFR § 200.516(a)?	No
(d)(1)(vii)	Major Programs (list):	Special Education Cluster (IDEA) CFDA #84.027
(d)(1)(viii)	Dollar Threshold: Type A/B Programs	Type A: > \$ 750,000 Type B: all others
(d)(1)(ix)	Low Risk Auditee under 2 CFR § 200.520?	Yes

**2. FINDINGS RELATED TO THE FINANCIAL STATEMENTS
REQUIRED TO BE REPORTED IN ACCORDANCE WITH GAGAS**

None

3. FINDINGS AND QUESTIONED COSTS FOR FEDERAL AWARDS

None



Dr. James Millet, Superintendent
Sheryl Hardesty, Treasurer

GARAWAY LOCAL SCHOOLS

146 Dover Road NW
Sugarcreek, Ohio 44681

Phone: 330-852-2421
Fax: 330-852-2991

SUMMARY SCHEDULE OF PRIOR AUDIT FINDINGS 2 CFR 200.511(b) JUNE 30, 2019

Finding Number	Finding Summary	Status	Additional Information
2018-001	Finding for Recovery and Significant Deficiency – Theft of money from returned College Credit Plus textbooks.	Corrected	Restitution of money was made by former Guidance Counselor Felix Calzada. Additional process controls implemented by Garaway LSD.

OHIO AUDITOR OF STATE KEITH FABER



GARAWAY LOCAL SCHOOL DISTRICT

TUSCARAWAS COUNTY

CLERK'S CERTIFICATION

This is a true and correct copy of the report which is required to be filed in the Office of the Auditor of State pursuant to Section 117.26, Revised Code, and which is filed in Columbus, Ohio.

Susan Babbitt

CLERK OF THE BUREAU

**CERTIFIED
MARCH 19, 2020**