



**EDUCATIONAL SERVICE CENTER OF CENTRAL OHIO
FRANKLIN COUNTY**

SINGLE AUDIT

FOR THE YEAR ENDED JUNE 30, 2019

**EDUCATIONAL SERVICE CENTER OF CENTRAL OHIO
FRANKLIN COUNTY
JUNE 30, 2019**

TABLE OF CONTENTS

TITLE	PAGE
Independent Auditor's Report	1
Prepared by Management:	
Management's Discussion and Analysis	5
Basic Financial Statements:	
Government-wide Financial Statements:	
Statement of Net Position	17
Statement of Activities.....	18
Fund Financial Statements:	
Balance Sheet	
Governmental Funds.....	19
Reconciliation of Total Governmental Fund Balances to Net Position of Governmental Activities	20
Statement of Revenues, Expenditures and Changes in Fund Balance Governmental Funds.....	21
Reconciliation of the Statement of Revenues, Expenditures and Changes in Fund Balances of Governmental Funds to the Statement of Activities.....	22
Statement of Fund Net Position	
Proprietary Funds.....	23
Statement of Revenues, Expenses and Changes in Fund Net Position Proprietary Funds.....	24
Statement of Cash Flows	
Proprietary Funds.....	25
Statement of Assets and Liabilities	
Fiduciary Funds.....	26
Notes to the Basic Financial Statements.....	27

**EDUCATIONAL SERVICE CENTER OF CENTRAL OHIO
FRANKLIN COUNTY
JUNE 30, 2019**

**TABLE OF CONTENTS
(Continued)**

TITLE	PAGE
Required Supplementary Information:	
Schedule of the Center's Proportionate Share of the Net Pension Liability	
School Employees Retirement System (SERS) of Ohio.....	90
State Teachers Retirement System (STRS) of Ohio	92
Schedule of the Center's Pension Contributions:	
School Employees Retirement System (SERS) of Ohio	94
State Teachers Retirement System (STRS) of Ohio.....	96
Schedule of the Center's Proportionate Share of the Net OPEB Liability:	
School Employees Retirement System (SERS) of Ohio	98
State Teachers Retirement System (STRS) of Ohio.....	99
Schedule of the Center's OPEB Contributions:	
School Employees Retirement System (SERS) of Ohio	100
State Teachers Retirement System (STRS) of Ohio.....	102
Notes to Required Supplementary Information	104
Schedule of Expenditures of Federal Awards	107
Notes to the Schedule of Expenditures of Federal Awards.....	108
Independent Auditor's Report on Internal Control Over Financial Reporting and on Compliance and Other Matters Required by <i>Government Auditing Standards</i>	
	109
Independent Auditor's Report on Compliance with Requirements Applicable to each Major Federal Program and on Internal Control Over Compliance Required by the Uniform Guidance.....	
	111
Schedule of Findings.....	113



88 East Broad Street, 5th Floor
Columbus, Ohio 43215-3506
(614) 466-3402 or (800) 443-9275
CentralRegion@ohioauditor.gov

INDEPENDENT AUDITOR’S REPORT

Educational Service Center of Central Ohio
Franklin County
2080 Citygate Drive
Columbus, Ohio 43219

To the Governing Board:

Report on the Financial Statements

We have audited the accompanying financial statements of the governmental activities, the discretely presented component unit, the major fund, and the aggregate remaining fund information of the Educational Service Center of Central Ohio, Franklin County, Ohio (the Center), as of and for the year ended June 30, 2019, and the related notes to the financial statements, which collectively comprise the Center’s basic financial statements as listed in the table of contents.

Management’s Responsibility for the Financial Statements

Management is responsible for preparing and fairly presenting these financial statements in accordance with accounting principles generally accepted in the United States of America; this includes designing, implementing, and maintaining internal control relevant to preparing and fairly presenting financial statements that are free from material misstatement, whether due to fraud or error.

Auditor’s Responsibility

Our responsibility is to opine on these financial statements based on our audit. We audited in accordance with auditing standards generally accepted in the United States of America and the financial audit standards in the Comptroller General of the United States’ *Government Auditing Standards*. Those standards require us to plan and perform the audit to reasonably assure the financial statements are free from material misstatement.

An audit requires obtaining evidence about financial statement amounts and disclosures. The procedures selected depend on our judgment, including assessing the risks of material financial statement misstatement, whether due to fraud or error. In assessing those risks, we consider internal control relevant to the Center’s preparation and fair presentation of the financial statements in order to design audit procedures that are appropriate in the circumstances, but not to the extent needed to opine on the effectiveness of the Center’s internal control. Accordingly, we express no such opinion. An audit also includes evaluating the appropriateness of management’s accounting policies and the reasonableness of their significant accounting estimates, as well as our evaluation of the overall financial statement presentation.

We believe the audit evidence we obtained is sufficient and appropriate to support our audit opinions.

Opinion

In our opinion, the financial statements referred to above present fairly, in all material respects, the respective financial position of the governmental activities, the discretely presented component unit, the major fund, and the aggregate remaining fund information of the Educational Service Center of Central Ohio, Franklin County, Ohio, as of June 30, 2019, and the respective changes in financial position and, where applicable, cash flows thereof for the year then ended in accordance with the accounting principles generally accepted in the United States of America.

Other Matters

Required Supplementary Information

Accounting principles generally accepted in the United States of America require this presentation to include *management's discussion and analysis*, and schedules of net pension and other post-employment benefit liabilities and pension and other post-employment benefit contributions listed in the table of contents, to supplement the basic financial statements. Although this information is not part of the basic financial statements, the Governmental Accounting Standards Board considers it essential for placing the basic financial statements in an appropriate operational, economic, or historical context. We applied certain limited procedures to the required supplementary information in accordance with auditing standards generally accepted in the United States of America, consisting of inquiries of management about the methods of preparing the information and comparing the information for consistency with management's responses to our inquiries, to the basic financial statements, and other knowledge we obtained during our audit of the basic financial statements. We do not opine or provide any assurance on the information because the limited procedures do not provide us with sufficient evidence to opine or provide any other assurance.

Supplementary and Other Information

Our audit was conducted to opine on the Center's basic financial statements taken as a whole.

The Schedule of Expenditures of Federal Awards presents additional analysis as required by Title 2 U.S. Code of Federal Regulations (CFR) Part 200, Uniform Administrative Requirements, Cost Principles, and Audit Requirements for Federal Awards and is not a required part of the financial statements.

The schedule is management's responsibility, and derive from and relate directly to the underlying accounting and other records used to prepare the basic financial statements. We subjected this information to the auditing procedures we applied to the basic financial statements. We also applied certain additional procedures, including comparing and reconciling this information directly to the underlying accounting and other records used to prepare the basic financial statements or to the basic financial statements themselves in accordance with auditing standards generally accepted in the United States of America. In our opinion, this information is fairly stated in all material respects in relation to the basic financial statements taken as a whole.

Other Reporting Required by Government Auditing Standards

In accordance with *Government Auditing Standards*, we have also issued our report dated February 18, 2020, on our consideration of the Center's internal control over financial reporting and our tests of its compliance with certain provisions of laws, regulations, contracts and grant agreements and other matters. That report describes the scope of our internal control testing over financial reporting and compliance, and the results of that testing, and does not opine on internal control over financial reporting or on compliance. That report is an integral part of an audit performed in accordance with *Government Auditing Standards* in considering the Center's internal control over financial reporting and compliance.

A handwritten signature in black ink that reads "Keith Faber". The signature is written in a cursive, flowing style.

Keith Faber
Auditor of State

Columbus, Ohio

February 18, 2020

THIS PAGE INTENTIONALLY LEFT BLANK

**EDUCATIONAL SERVICE CENTER OF CENTRAL OHIO
FRANKLIN COUNTY, OHIO**

**MANAGEMENT'S DISCUSSION AND ANALYSIS
FOR THE FISCAL YEAR ENDED JUNE 30, 2019**

The management's discussion and analysis of the Educational Service Center of Central Ohio's (the "Center") financial performance provides an overall review of the Center's financial activities for the fiscal year ended June 30, 2019. The intent of this discussion and analysis is to look at the Center's financial performance as a whole; readers should also review the basic financial statements and the notes to the basic financial statements to enhance their understanding of the Center's financial performance.

Financial Highlights

Key financial highlights for 2019 are as follows:

- The Center's net position was a deficit position of \$9,594,275 as of June 30, 2019 according to the Statement of Net Position. This represents an increase of \$12,493,046 from last fiscal year's net deficit position of \$22,087,321.
- General revenues accounted for \$6,112,963 in revenue or 5.25% of all revenues. Program specific revenues in the form of charges for services and sales, grants and contributions accounted for \$110,367,439 or 94.75% of total revenues of \$116,480,402.
- The Center had \$103,987,356 in expenses related to governmental activities; these expenses were supported by program specific charges for services and sales, grants or contributions in the amount of \$110,367,439 and general revenues of \$6,112,963.
- The Center's major governmental fund is the general fund. The general fund had \$106,953,604 in revenues and other financing sources and \$104,985,669 in expenditures and other financing uses. During fiscal year 2019, the general fund's fund balance increased from \$25,049,310 to \$27,017,245.

Using these Basic Financial Statements (BFS)

This annual report consists of a series of financial statements and notes to those statements. These statements are organized so the reader can understand the Center as a financial whole, an entire operating entity. The statements then proceed to provide an increasingly detailed look at specific financial activities.

The *statement of net position* and *statement of activities* provide information about the activities of the whole Center, presenting both an aggregate view of the Center's finances and a longer-term view of those finances. Fund financial statements provide the next level of detail. For governmental funds, these statements tell how services were financed in the short-term as well as what remains for future spending. The fund financial statements also look at the Center's most significant funds with all other nonmajor funds presented in total in one column. The Center's only major fund is the general fund.

Reporting the Center as a Whole

Statement of Net Position and the Statement of Activities

While this document contains the large number of funds used by the Center to provide programs and activities, the view of the Center as a whole looks at all financial transactions and asks the question, "How did we do financially during 2019?" The statement of net position and the statement of activities answer this question. These statements include *all assets, liabilities, deferred inflows and outflows of resources, revenues and expenses* using the *accrual basis of accounting* similar to the accounting used by most private-sector companies. This basis of accounting will take into account all of the current year's revenues and expenses regardless of when cash is received or paid.

**EDUCATIONAL SERVICE CENTER OF CENTRAL OHIO
FRANKLIN COUNTY, OHIO**

**MANAGEMENT'S DISCUSSION AND ANALYSIS
FOR THE FISCAL YEAR ENDED JUNE 30, 2019**

These two statements report the Center's *net position* and changes in that position. This change in net position is important because it tells the reader that, for the Center as a whole, the *financial position* of the Center has improved or diminished. The causes of this change may be the result of many factors, some financial, some not. Non-financial factors include increased or decreased services desired by school districts, State budget cuts, required educational programs and other factors.

In the statement of net position and the statement of activities, the governmental activities include the Center's programs and services, including instruction, support services, and other operations.

The government-wide financial statements include not only the activity of the Center itself (known as the primary government), but also a separate entity which has been reported as a discretely presented component unit.

Reporting the Center's Most Significant Funds

Fund Financial Statements

The analysis of the Center's major governmental funds begins on page 11. Fund financial reports provide detailed information about the Center's major funds. The Center uses many funds to account for a multitude of financial transactions. However, these fund financial statements focus on the Center's most significant funds.

Governmental Funds

Most of the Center's activities are reported in governmental funds, which focus on how money flows into and out of those funds and the balances left at fiscal year-end available for spending in future periods. These funds are reported using an accounting method called *modified accrual* accounting, which measures cash and all other *financial assets* that can readily be converted to cash. The governmental fund financial statements provide a detailed *short-term* view of the Center's general government operations and the basic services it provides. Governmental fund information helps you determine whether there are more or fewer financial resources that can be spent in the near future to finance educational programs. The relationship (or differences) between governmental *activities* (reported in the statement of net position and the statement of activities) and governmental *funds* is reconciled in the basic financial statements.

Proprietary Fund

The Center maintains only one type of proprietary fund. The internal service fund is an accounting device used to accumulate and allocate costs internally among the Center's various functions. The Center has an internal service fund that accounts for a self-insurance program which provides workers' compensation benefits to the Center's employees.

Reporting the Center's Fiduciary Responsibilities

The Center maintains agency funds to account for monies due to other governments, individuals or private organizations. All of the Center's fiduciary activities are reported in a separate statement of assets and liabilities. These activities are excluded from the Center's other financial statements because the assets cannot be utilized by the Center to finance its operations.

Notes to the Basic Financial Statements

The notes provide additional information that is essential to a full understanding of the data provided in the government-wide and fund financial statements.

**EDUCATIONAL SERVICE CENTER OF CENTRAL OHIO
FRANKLIN COUNTY, OHIO**

MANAGEMENT'S DISCUSSION AND ANALYSIS
FOR THE FISCAL YEAR ENDED JUNE 30, 2019

Required Supplementary Information

In addition to the basic financial statements and accompanying notes, this report also presents certain required supplementary information concerning the Center's net pension liability and net OPEB liability/asset.

The Center as a Whole

The statement of net position provides the perspective of the Center as a whole. The following table provides a summary of the Center's net position for fiscal years 2019 and 2018.

	Net Position	
	Governmental Activities	Governmental Activities
	<u>2019</u>	<u>2018</u>
<u>Assets</u>		
Current and other assets	\$ 43,524,985	\$ 38,343,759
Net OPEB asset	2,555,010	-
Capital assets, net	<u>4,514,645</u>	<u>4,729,145</u>
Total assets	<u>50,594,640</u>	<u>43,072,904</u>
<u>Deferred outflows of resources</u>		
Pension	11,788,452	15,530,789
OPEB	<u>424,657</u>	<u>438,152</u>
Total deferred outflows of resources	<u>12,213,109</u>	<u>15,968,941</u>
<u>Liabilities</u>		
Current liabilities	9,151,441	9,309,098
Long-term liabilities:		
Due within one year	1,160,650	1,088,585
Due in more than one year:		
Net pension liability	44,417,635	49,403,818
Net OPEB liability	4,367,092	10,794,957
Other amounts	<u>2,339,489</u>	<u>3,356,390</u>
Total liabilities	<u>61,436,307</u>	<u>73,952,848</u>
<u>Deferred inflows of resources</u>		
Pension	5,850,051	5,396,273
OPEB	<u>5,115,666</u>	<u>1,780,045</u>
Total deferred inflows of resources	<u>10,965,717</u>	<u>7,176,318</u>
<u>Net position</u>		
Net investment in capital assets	3,468,830	3,347,909
Restricted	308,084	281,316
Unrestricted (deficit)	<u>(13,371,189)</u>	<u>(25,716,546)</u>
Total net position (deficit)	<u>\$ (9,594,275)</u>	<u>\$ (22,087,321)</u>

**EDUCATIONAL SERVICE CENTER OF CENTRAL OHIO
FRANKLIN COUNTY, OHIO**

**MANAGEMENT'S DISCUSSION AND ANALYSIS
FOR THE FISCAL YEAR ENDED JUNE 30, 2019**

The net pension liability (NPL) is the largest single liability reported by the Center at June 30, 2019 and is reported pursuant to GASB Statement 68, "Accounting and Financial Reporting for Pensions—an Amendment of GASB Statement 27." The Center has adopted GASB Statement 75, "Accounting and Financial Reporting for Postemployment Benefits Other Than Pensions," which significantly revises accounting for costs and liabilities related to other postemployment benefits (OPEB). For reasons discussed below, many end users of this financial statement will gain a clearer understanding of the Center's actual financial condition by adding deferred inflows related to pension and OPEB, the net pension liability and the net OPEB liability to the reported net position and subtracting deferred outflows related to pension and OPEB.

Governmental Accounting Standards Board standards are national and apply to all government financial reports prepared in accordance with generally accepted accounting principles. Prior accounting for pensions (GASB 27) and postemployment benefits (GASB 45) focused on a funding approach. This approach limited pension and OPEB costs to contributions annually required by law, which may or may not be sufficient to fully fund each plan's *net pension liability* or *net OPEB liability*. GASB 68 and GASB 75 take an earnings approach to pension and OPEB accounting; however, the nature of Ohio's statewide pension/OPEB plans and state law governing those systems requires additional explanation in order to properly understand the information presented in these statements.

GASB 68 and GASB 75 require the net pension liability and the net OPEB liability to equal the Center's proportionate share of each plan's collective:

1. Present value of estimated future pension/OPEB benefits attributable to active and inactive employees' past service.
2. Minus plan assets available to pay these benefits.

GASB notes that pension and OPEB obligations, whether funded or unfunded, are part of the "employment exchange" – that is, the employee is trading his or her labor in exchange for wages, benefits, and the promise of a future pension and other postemployment benefits. GASB noted that the unfunded portion of this promise is a present obligation of the government, part of a bargained-for benefit to the employee, and should accordingly be reported by the government as a liability since they received the benefit of the exchange. However, the Center is not responsible for certain key factors affecting the balance of these liabilities. In Ohio, the employee shares the obligation of funding pension benefits with the employer. Both employer and employee contribution rates are capped by State statute. A change in these caps requires action of both Houses of the General Assembly and approval of the Governor. Benefit provisions are also determined by State statute. The Ohio Revised Code permits, but does not require, the retirement systems to provide healthcare to eligible benefit recipients. The retirement systems may allocate a portion of the employer contributions to provide for these OPEB benefits.

The employee enters the employment exchange with the knowledge that the employer's promise is limited not by contract but by law. The employer enters the exchange also knowing that there is a specific, legal limit to its contribution to the retirement system. In Ohio, there is no legal means to enforce the unfunded liability of the pension/OPEB plan *as against the public employer*. State law operates to mitigate/lessen the moral obligation of the public employer to the employee, because all parties enter the employment exchange with notice as to the law. The retirement system is responsible for the administration of the pension and OPEB plans.

Most long-term liabilities have set repayment schedules or, in the case of compensated absences (i.e. sick and vacation leave), are satisfied through paid time-off or termination payments. There is no repayment schedule for the net pension liability or the net OPEB liability. As explained above, changes in benefits, contribution rates, and return on investments affect the balance of these liabilities but are outside the control of the local government. In the event that contributions, investment returns, and other changes are insufficient to keep up with required payments, State statute does not assign/identify the responsible party for the unfunded portion. Due to the unique nature of how the net pension liability and the net OPEB liability are satisfied, these liabilities are separately identified within the long-term liability section of the statement of net position.

**EDUCATIONAL SERVICE CENTER OF CENTRAL OHIO
FRANKLIN COUNTY, OHIO**

**MANAGEMENT'S DISCUSSION AND ANALYSIS
FOR THE FISCAL YEAR ENDED JUNE 30, 2019**

In accordance with GASB 68 and GASB 75, the Center's statements prepared on an accrual basis of accounting include an annual pension expense and an annual OPEB expense for their proportionate share of each plan's *change* in net pension liability and net OPEB liability, respectively, not accounted for as deferred inflows/outflows.

Analysis of Net Position

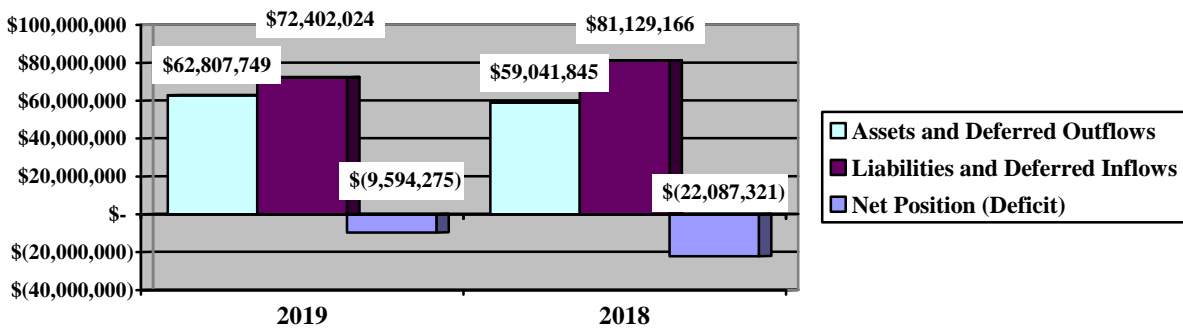
Over time, net position can serve as a useful indicator of a government's financial position. Total net position increased \$12,493,046 but remained at a deficit net position of \$9,594,275 at June 30, 2019. Both the net pension liability and net OPEB liability decreased considerably. These liabilities represent the Center's share of the two state retirement systems' present value of estimated future pension benefits less the assets available to pay those benefits. This will fluctuate annually based on a number of factors including investment returns, actuarial assumptions used, and the Center's proportionate share of the net pension and net OPEB cost. As a result many end users of this financial statement will gain a clearer understanding of the Center's actual financial condition by adding deferred inflows related to pension and OPEB, the net pension liability and the net OPEB liability to the reported net position and subtracting deferred outflows related to pension and OPEB and the net OPEB asset. The result would be net position at June 30, 2019 of \$35,388,050.

Other than the net pension liability and net OPEB liability/asset and the related deferred inflows and outflows of resources, the only other significant change was an increase in current assets. This is primarily due to the Center's positive cash flow in fiscal year 2019 which resulted in higher cash balances at year-end.

At year-end, capital assets represented 8.92% of total assets. Capital assets include land, buildings, furniture and equipment and vehicles. The net investment in capital assets at June 30, 2019 was \$3,468,830. These capital assets are used to provide the Center's services and are not available for future spending.

A portion of the Center's net position, \$308,084, represents resources that are subject to external restriction on how they may be used. The remaining balance of unrestricted net position is a deficit of \$13,371,189.

Governmental Activities



**EDUCATIONAL SERVICE CENTER OF CENTRAL OHIO
FRANKLIN COUNTY, OHIO**

**MANAGEMENT'S DISCUSSION AND ANALYSIS
FOR THE FISCAL YEAR ENDED JUNE 30, 2019**

The following table shows the change in net position for fiscal year 2019 and 2018.

	Change in Net Position	
	Governmental Activities	Governmental Activities
	<u>2019</u>	<u>2018</u>
<u>Revenues</u>		
Program revenues:		
Charges for services and sales	\$ 103,861,319	\$ 95,287,988
Operating grants and contributions	6,506,120	6,766,050
General revenues:		
Grants and entitlements	5,732,726	5,709,660
Investment earnings	310,708	119,217
Miscellaneous	<u>69,529</u>	<u>195,210</u>
Total revenues	<u>116,480,402</u>	<u>108,078,125</u>
<u>Expenses</u>		
Program expenses:		
Instruction:		
Regular	571,566	238,552
Special	7,977,370	3,388,945
Support services:		
Pupil	7,202,282	3,063,807
Instructional staff	11,057,273	7,873,214
Board of education	55,003	58,634
Administration	2,943,743	2,129,385
Fiscal	2,240,814	1,424,730
Business	333,920	269,468
Operations and maintenance	1,049,111	1,209,825
Pupil transportation	243,835	137,780
Central	70,258,074	62,022,710
Operation of non-instructional services	142	2,815
Interest and fiscal charges	<u>54,223</u>	<u>65,806</u>
Total expenses	<u>103,987,356</u>	<u>81,885,671</u>
Change in net position	12,493,046	26,192,454
Net position (deficit) at beginning of year	<u>(22,087,321)</u>	<u>(48,279,775)</u>
Net position (deficit) at end of year	<u>\$ (9,594,275)</u>	<u>\$ (22,087,321)</u>

Governmental Activities

Net position of the Center's governmental activities increased \$12,493,046 during fiscal year 2019. Total governmental expenses of \$103,987,356 were offset by program revenues of \$110,367,439 and general revenues of \$6,112,963. Program revenues supported 100% of the total governmental expenses.

**EDUCATIONAL SERVICE CENTER OF CENTRAL OHIO
FRANKLIN COUNTY, OHIO**

**MANAGEMENT'S DISCUSSION AND ANALYSIS
FOR THE FISCAL YEAR ENDED JUNE 30, 2019**

The primary sources of revenue for governmental activities are derived from tuition and contracted fees for services provided to other entities. These revenue sources comprised 89.17% of total governmental revenue in fiscal year 2019 and are the main reason for the overall increase in revenues.

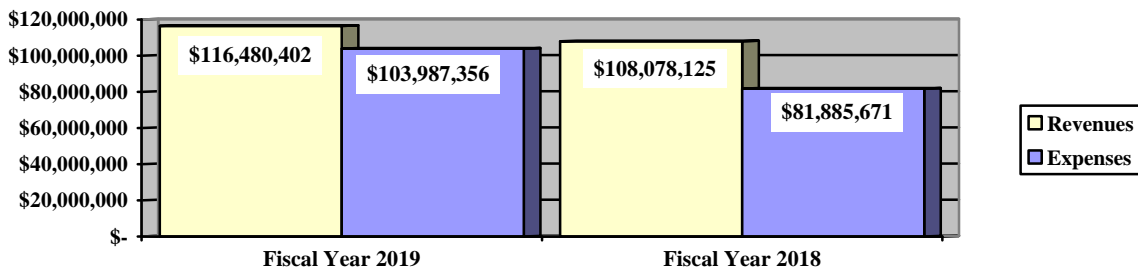
Total expenses increased \$22,101,685 or 27.0%. As previously discussed, the effects of GASB 68 and 75 (net pension and net OPEB liabilities) greatly distort this comparative analysis. The following calculation illustrates the change in net position for fiscal years 2019 and 2018 without the effects of pension and OPEB expense.

	<u>2019</u>	<u>2018</u>
Total change net position (with GASB 68 and 75)	\$ 12,493,046	\$ 26,192,454
GASB 68 calculations:		
Add pension expense	2,687,223	(16,421,615)
Less current year contributions	(3,477,291)	(3,356,238)
GASB 75 calculations:		
Add OPEB expense	(5,578,818)	(1,872,744)
Less current year contributions	<u>(54,941)</u>	<u>(68,347)</u>
Total change net position (without GASB 68 and 75)	<u>\$ 6,069,219</u>	<u>\$ 4,473,510</u>

Most of the Center's expenses are for support services; these accounted for \$95,384,055 or 91.72% of total governmental expenses in fiscal year 2019. The most significant of these expenses are for central support services, which are primarily related to the Center's costs for management information and staff recruiting and placement services for its member entities.

The graph below presents the Center's governmental activities revenue and expenses for fiscal years 2019 and 2018.

Governmental Activities - Revenues and Expenses



The statement of activities shows the cost of program services and the charges for services and grants offsetting those services. The following table shows, for governmental activities, the total cost of services and the net cost of services. That is, it identifies the cost of these services supported by unrestricted state grants and entitlements, and other general revenues not restricted to a specific program.

**EDUCATIONAL SERVICE CENTER OF CENTRAL OHIO
FRANKLIN COUNTY, OHIO**

**MANAGEMENT'S DISCUSSION AND ANALYSIS
FOR THE FISCAL YEAR ENDED JUNE 30, 2019**

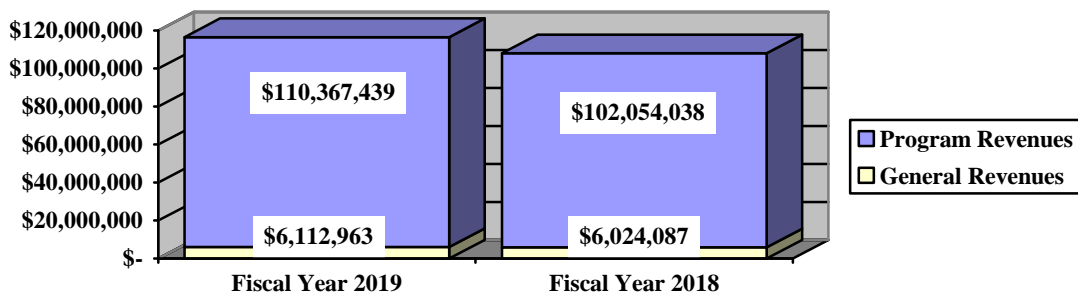
Governmental Activities

	Total Cost of Services <u>2019</u>	Net Cost of Services <u>2019</u>	Total Cost of Services <u>2018</u>	Net Cost of Services <u>2018</u>
Program expenses				
Instruction:				
Regular	\$ 571,566	\$ 512,947	\$ 238,552	\$ 201,739
Special	7,977,370	(1,900,856)	3,388,945	(5,912,434)
Support services:				
Pupil	7,202,282	(2,043,842)	3,063,807	(5,597,452)
Instructional staff	11,057,273	(1,660,830)	7,873,214	(5,049,151)
Board of education	55,003	(835)	58,634	(8,007)
Administration	2,943,743	(574,748)	2,129,385	(1,993,925)
Fiscal	2,240,814	(157,812)	1,424,730	(1,016,601)
Business	333,920	(92,146)	269,468	(132,248)
Operations and maintenance	1,049,111	46,050	1,209,825	42,257
Pupil transportation	243,835	238,508	137,780	116,140
Central	70,258,074	(800,672)	62,022,710	(884,491)
Operation of non-instructional services	142	(70)	2,815	-
Interest and fiscal charges	54,223	54,223	65,806	65,806
Total expenses	\$ 103,987,356	\$ (6,380,083)	\$ 81,885,671	\$ (20,168,367)

For all governmental activities, program revenue support was 100% at June 30, 2019 and June 30, 2018. The primary support of the Center is contracted fees for services provided to other districts.

The graph below presents the Center's governmental activities revenue for fiscal year 2019 and 2018.

Governmental Activities - General and Program Revenues



The Center's Funds

The Center's governmental funds reported a combined fund balance of \$27,152,392 which is \$2,582,151 higher than last year's total of \$24,570,241. The following table indicates the fund balance and the total change in fund balance as of June 30, 2019 and 2018.

**EDUCATIONAL SERVICE CENTER OF CENTRAL OHIO
FRANKLIN COUNTY, OHIO**

MANAGEMENT'S DISCUSSION AND ANALYSIS
FOR THE FISCAL YEAR ENDED JUNE 30, 2019

	<u>Fund Balance</u> <u>June 30, 2019</u>	<u>Fund Balance</u> <u>(Deficit)</u> <u>June 30, 2018</u>	<u>Increase/</u> <u>(Decrease)</u>
General Fund	\$ 27,017,245	\$ 25,049,310	\$ 1,967,935
Nonmajor Governmental Funds	<u>135,147</u>	<u>(479,069)</u>	<u>614,216</u>
Total	<u>\$ 27,152,392</u>	<u>\$ 24,570,241</u>	<u>\$ 2,582,151</u>

General Fund

The Center's general fund balance increased in fiscal year 2019 by \$1,967,935. The tables that follow assist in illustrating the financial activities and change in fund balance of the general fund.

	<u>2019</u> <u>Amount</u>	<u>2018</u> <u>Amount</u>	<u>Percentage</u> <u>Increase/</u> <u>(Decrease)</u>
<u>Revenues</u>			
Tuition	\$ 13,411,187	\$ 11,711,512	14.51 %
Customer services	85,745,924	79,887,899	7.33 %
Earnings on investments	306,516	118,480	158.71 %
Intergovernmental	7,287,857	7,472,614	(2.47) %
Other revenues	<u>188,820</u>	<u>193,251</u>	(2.29) %
Total	<u>\$ 106,940,304</u>	<u>\$ 99,383,756</u>	7.60 %

	<u>2019</u> <u>Amount</u>	<u>2018</u> <u>Amount</u>	<u>Percentage</u> <u>Increase/</u> <u>(Decrease)</u>
<u>Expenditures</u>			
Instruction	\$ 10,389,879	\$ 9,505,845	9.30 %
Support services	94,188,847	87,145,140	8.08 %
Debt service	<u>390,654</u>	<u>373,306</u>	4.65 %
Total	<u>\$ 104,969,380</u>	<u>\$ 97,024,291</u>	8.19 %

Customer services revenue increased due to additional services contracts with member entities. This resulted in a corresponding increase in expenditures, mostly for central support services. Central support services expenditures are primarily recruiting and placement services provided to member school districts. The increase in tuition revenue, and corresponding increase in instruction expenditures, is mostly a result of additional special education services provided.

Capital Assets and Debt Administration

Capital Assets

At the end of fiscal year 2019, the Center had \$4,514,645 invested in land, buildings, furniture and equipment and vehicles. This entire amount is reported in governmental activities. The table that follows shows fiscal year 2019 balances compared to 2018.

**EDUCATIONAL SERVICE CENTER OF CENTRAL OHIO
FRANKLIN COUNTY, OHIO**

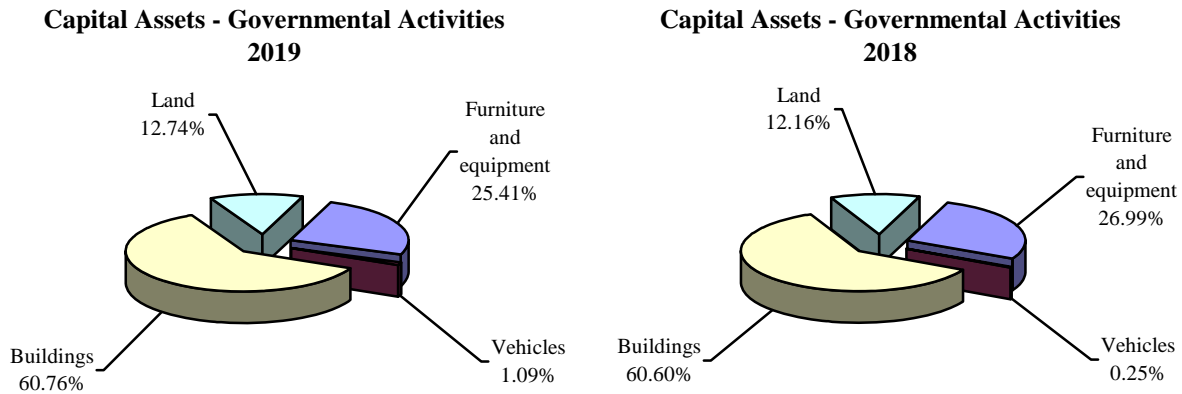
MANAGEMENT'S DISCUSSION AND ANALYSIS
FOR THE FISCAL YEAR ENDED JUNE 30, 2019

**Capital Assets at June 30
(Net of Depreciation)**

	<u>Governmental Activities</u>	
	<u>2019</u>	<u>2018</u>
Land	\$ 575,181	\$ 575,181
Buildings	2,743,403	2,865,964
Furniture and equipment	1,147,068	1,276,271
Vehicles	<u>48,993</u>	<u>11,729</u>
Total	<u>\$ 4,514,645</u>	<u>\$ 4,729,145</u>

Total additions to capital assets for 2019 were \$242,210. A total of \$443,590 in depreciation expense was recognized in fiscal year 2019 and disposals were \$13,120 (net of accumulated depreciation). See Note 7 in the notes to the basic financial statements for additional information on the Center's capital assets.

The following graphs present the Center's capital assets for fiscal years 2019 and 2018.



Debt Administration

At June 30, 2019 the Center's outstanding debt obligations consisted of \$1,045,815 in lease purchase and capital lease obligations. Of this total, \$350,666 is due within one year and \$695,149 is due in greater than one year. The following table summarizes the debt outstanding.

Outstanding Debt, at Fiscal Year End

	<u>Governmental Activities 2019</u>	<u>Governmental Activities 2018</u>
	Lease purchase agreement	\$ 891,000
Capital lease obligations	<u>154,815</u>	<u>218,236</u>
Total	<u>\$ 1,045,815</u>	<u>\$ 1,381,236</u>

**EDUCATIONAL SERVICE CENTER OF CENTRAL OHIO
FRANKLIN COUNTY, OHIO**

**MANAGEMENT'S DISCUSSION AND ANALYSIS
FOR THE FISCAL YEAR ENDED JUNE 30, 2019**

See Note 9 in the notes to the basic financial statements for detail on the Center's debt administration.

Current Financial Related Activities

The Center is in a stable financial position at the end of June 2019. The Governing Board has a permanent improvement fund to cover possible future office space needs or payment of office building rental, and future technology equipment needs. According to the latest State budget, the ESC will receive approximately the same amount in per-pupil funding and gifted education funding for fiscal year 2020, or about \$5.9 million.

Contacting the Center's Financial Management

This financial report is designed to provide our citizens, taxpayers, investors and creditors with a general overview of the Center's finances and to show the Center's accountability for the money it receives. Questions regarding this report or requests for additional financial information should be directed to Mr. David Varda, Treasurer, Educational Service Center of Central Ohio, 2080 Citygate Dr., Columbus, Ohio 43219.

THIS PAGE IS INTENTIONALLY LEFT BLANK

**EDUCATIONAL SERVICE CENTER OF CENTRAL OHIO
FRANKLIN COUNTY, OHIO**

STATEMENT OF NET POSITION
JUNE 30, 2019

	Governmental Activities	Component Unit
Assets:		
Equity in pooled cash and cash equivalents. . .	\$ 31,550,804	\$ 3,201,243
Receivables:		
Accounts.	10,927,452	6,067,019
Accrued interest	22,866	-
Intergovernmental	999,054	-
Loans.	24,809	-
Restricted assets:		
Investments held on behalf of others.	-	676,593
Receivables.	-	3,771
Net OPEB asset	2,555,010	4,239,212
Capital assets:		
Nondepreciable capital assets	575,181	-
Depreciable capital assets, net.	3,939,464	-
Capital assets, net	4,514,645	-
Total assets.	50,594,640	14,187,838
Deferred outflows of resources:		
Pension	11,788,452	33,089,865
OPEB	424,657	3,880,919
Total deferred outflows of resources.	12,213,109	36,970,784
Liabilities:		
Accounts payable.	162,302	1,510
Accrued wages and benefits payable	3,600,886	3,871,770
Due to other governments	3,854,619	3,667,516
Claims payable.	8,853	-
Accrued interest payable	3,309	-
Unearned revenue	1,521,472	-
Payables from restricted assets	-	680,364
Long-term liabilities:		
Due within one year.	1,160,650	646,360
Due in more than one year:		
Net pension liability.	44,417,635	103,129,105
Net OPEB liability	4,367,092	22,125,503
Other amounts due in more than one year. . .	2,339,489	648,599
Total liabilities	61,436,307	134,770,727
Deferred inflows of resources:		
Pension	5,850,051	5,155,262
OPEB.	5,115,666	8,528,553
Total deferred inflows of resources.	10,965,717	13,683,815
Net position:		
Net investment in capital assets.	3,468,830	-
Restricted for:		
Locally funded programs	83,427	-
Federally funded programs	224,568	-
Student activities	89	-
Unrestricted (deficit)	(13,371,189)	(97,295,920)
Total net position (deficit)	\$ (9,594,275)	\$ (97,295,920)

SEE ACCOMPANYING NOTES TO THE BASIC FINANCIAL STATEMENTS

**EDUCATIONAL SERVICE CENTER OF CENTRAL OHIO
FRANKLIN COUNTY, OHIO**

STATEMENT OF ACTIVITIES
FOR THE FISCAL YEAR ENDED JUNE 30, 2019

	Program Revenues			Net (Expense) Revenue and Changes in Net Position	
	Expenses	Charges for Services and Sales	Operating Grants and Contributions	Governmental Activities	Component Unit
Governmental activities:					
Instruction:					
Regular	\$ 571,566	\$ 4,881	\$ 53,738	\$ (512,947)	\$ -
Special	7,977,370	9,639,716	238,510	1,900,856	-
Support services:					
Pupil.	7,202,282	9,246,124	-	2,043,842	-
Instructional staff	11,057,273	10,866,720	1,851,383	1,660,830	-
Board of education	55,003	55,838	-	835	-
Administration	2,943,743	3,036,613	481,878	574,748	-
Fiscal.	2,240,814	2,128,228	270,398	157,812	-
Business.	333,920	426,066	-	92,146	-
Operations and maintenance	1,049,111	915,321	87,740	(46,050)	-
Pupil transportation.	243,835	589	4,738	(238,508)	-
Central	70,258,074	67,541,223	3,517,523	800,672	-
Operation of non-instructional services	142	-	212	70	-
Interest and fiscal charges	54,223	-	-	(54,223)	-
Total governmental activities	<u>\$ 103,987,356</u>	<u>\$ 103,861,319</u>	<u>\$ 6,506,120</u>	<u>6,380,083</u>	<u>-</u>
Component unit:					
Educational Service Center					
Council of Governments	<u>\$ 77,714,217</u>	<u>\$ 81,885,826</u>	<u>\$ -</u>	<u>-</u>	<u>4,171,609</u>
General revenues:					
Grants and entitlements not restricted					
to specific programs				5,732,726	-
Investment earnings				310,708	-
Miscellaneous				69,529	-
Total general revenues.				<u>6,112,963</u>	<u>-</u>
Change in net position				12,493,046	4,171,609
Net position (deficit) at beginning of year				<u>(22,087,321)</u>	<u>(101,467,529)</u>
Net position (deficit) at end of year				<u>\$ (9,594,275)</u>	<u>\$ (97,295,920)</u>

SEE ACCOMPANYING NOTES TO THE BASIC FINANCIAL STATEMENTS

**EDUCATIONAL SERVICE CENTER OF CENTRAL OHIO
FRANKLIN COUNTY, OHIO**

BALANCE SHEET
GOVERNMENTAL FUNDS
JUNE 30, 2019

	<u>General</u>	<u>Other Governmental Funds</u>	<u>Total Governmental Funds</u>
Assets:			
Equity in pooled cash and cash equivalents	\$ 31,022,698	\$ 180,667	\$ 31,203,365
Receivables:			
Accounts	10,806,299	121,153	10,927,452
Accrued interest	22,866	-	22,866
Intergovernmental	140	998,914	999,054
Loans	24,809	-	24,809
Due from other funds	398,927	-	398,927
Total assets	<u>\$ 42,275,739</u>	<u>\$ 1,300,734</u>	<u>\$ 43,576,473</u>
Liabilities:			
Accounts payable	\$ 54,886	\$ 107,416	\$ 162,302
Accrued wages and benefits payable	3,492,079	108,807	3,600,886
Compensated absences payable	37,142	-	37,142
Due to other governments	3,640,663	213,956	3,854,619
Due to other funds	-	398,927	398,927
Unearned revenue	1,521,472	-	1,521,472
Total liabilities	<u>8,746,242</u>	<u>829,106</u>	<u>9,575,348</u>
Deferred inflows of resources:			
Customer services revenue not available	6,487,492	28,125	6,515,617
Intergovernmental revenue not available	-	308,356	308,356
Accrued interest not available	4,929	-	4,929
Other revenue not available	19,831	-	19,831
Total deferred inflows of resources	<u>6,512,252</u>	<u>336,481</u>	<u>6,848,733</u>
Fund balances:			
Restricted:			
Special education	-	60,585	60,585
Targeted academic assistance	-	16,687	16,687
Student activities	-	89	89
Other purposes	-	84,295	84,295
Assigned:			
Student instruction	84,834	-	84,834
Student and staff support	2,268,963	-	2,268,963
Capital improvements	-	147,109	147,109
Unassigned (deficit)	24,663,448	(173,618)	24,489,830
Total fund balances	<u>27,017,245</u>	<u>135,147</u>	<u>27,152,392</u>
Total liabilities, deferred inflows of resources and fund balances	<u>\$ 42,275,739</u>	<u>\$ 1,300,734</u>	<u>\$ 43,576,473</u>

SEE ACCOMPANYING NOTES TO THE BASIC FINANCIAL STATEMENTS

**EDUCATIONAL SERVICE CENTER OF CENTRAL OHIO
FRANKLIN COUNTY, OHIO**

RECONCILIATION OF TOTAL GOVERNMENTAL FUND BALANCES TO
NET POSITION OF GOVERNMENTAL ACTIVITIES
JUNE 30, 2019

Total governmental fund balances		\$	27,152,392
<i>Amounts reported for governmental activities on the statement of net position are different because:</i>			
Capital assets used in governmental activities are not financial resources and therefore are not reported in the funds.			4,514,645
Other long-term assets are not available to pay for current-period expenditures and therefore are deferred inflows in the funds.			
Customer services receivable	\$	6,515,617	
Accounts receivable		19,831	
Intergovernmental receivable		308,356	
Accrued interest receivable		4,929	
Total		6,848,733	6,848,733
An internal service fund is used by management to charge the costs of workers' compensation to individual funds. The assets and liabilities of the internal service fund are included in governmental activities on the statement of net position.			338,586
Accrued interest payable is not due and payable in the current period and therefore is not reported in the funds.			(3,309)
The net pension liability is not due and payable in the current period, therefore, the liability and related deferred inflows and outflows of resources are not reported in governmental funds.			
Deferred outflows of resources - pension		11,788,452	
Deferred inflows of resources - pension		(5,850,051)	
Net pension liability		(44,417,635)	
Total		(38,479,234)	(38,479,234)
The net OPEB liability/asset is not due and payable in the current period, therefore, the liability/asset and related deferred inflows and outflows of resources are not reported in governmental funds.			
Deferred outflows of resources - OPEB		424,657	
Deferred inflows of resources - OPEB		(5,115,666)	
Net OPEB asset		2,555,010	
Net OPEB liability		(4,367,092)	
Total		(6,503,091)	(6,503,091)
Long-term liabilities are not due and payable in the current period and therefore are not reported in the funds.			
Compensated absences		(1,307,167)	
Intergovernmental payable		(1,110,015)	
Capital lease obligations		(154,815)	
Lease purchase agreement		(891,000)	
Total		(3,462,997)	(3,462,997)
Net position of governmental activities		\$	(9,594,275)

SEE ACCOMPANYING NOTES TO THE BASIC FINANCIAL STATEMENTS

**EDUCATIONAL SERVICE CENTER OF CENTRAL OHIO
FRANKLIN COUNTY, OHIO**

STATEMENT OF REVENUES, EXPENDITURES AND CHANGES IN FUND BALANCES
GOVERNMENTAL FUNDS
FOR THE FISCAL YEAR ENDED JUNE 30, 2019

	<u>General</u>	<u>Other Governmental Funds</u>	<u>Total Governmental Funds</u>
Revenues:			
From local sources:			
Tuition	\$ 13,411,187	\$ -	\$ 13,411,187
Customer services	85,745,924	1,410,599	87,156,523
Earnings on investments	306,516	-	306,516
Rental income	172,369	-	172,369
Contributions and donations	-	38,000	38,000
Other local revenues	16,451	-	16,451
Intergovernmental - state	5,732,726	450,283	6,183,009
Intergovernmental - federal	1,555,131	4,773,453	6,328,584
Total revenues	<u>106,940,304</u>	<u>6,672,335</u>	<u>113,612,639</u>
Expenditures:			
Current:			
Instruction:			
Regular	619,788	56,694	676,482
Special	9,770,091	289,422	10,059,513
Support services:			
Pupil	9,385,781	-	9,385,781
Instructional staff	10,740,362	2,036,367	12,776,729
Board of education	56,682	-	56,682
Administration	2,680,696	558,892	3,239,588
Fiscal	2,036,143	386,657	2,422,800
Business	432,502	-	432,502
Operations and maintenance	919,442	97,835	1,017,277
Pupil transportation	260,537	5,044	265,581
Central	67,676,702	2,643,355	70,320,057
Operation of non-instructional services	-	142	142
Debt service:			
Principal retirement	335,421	-	335,421
Interest and fiscal charges	55,233	-	55,233
Total expenditures	<u>104,969,380</u>	<u>6,074,408</u>	<u>111,043,788</u>
Excess of revenues over expenditures	<u>1,970,924</u>	<u>597,927</u>	<u>2,568,851</u>
Other financing sources:			
Sale/loss of assets	13,300	-	13,300
Transfers in	-	16,289	16,289
Transfers (out)	(16,289)	-	(16,289)
Total other financing sources	<u>(2,989)</u>	<u>16,289</u>	<u>13,300</u>
Net change in fund balances	1,967,935	614,216	2,582,151
Fund balances (deficit) at beginning of year	<u>25,049,310</u>	<u>(479,069)</u>	<u>24,570,241</u>
Fund balances (deficit) at end of year	<u>\$ 27,017,245</u>	<u>\$ 135,147</u>	<u>\$ 27,152,392</u>

SEE ACCOMPANYING NOTES TO THE BASIC FINANCIAL STATEMENTS

**EDUCATIONAL SERVICE CENTER OF CENTRAL OHIO
FRANKLIN COUNTY, OHIO**

RECONCILIATION OF THE STATEMENT OF REVENUES, EXPENDITURES
AND CHANGES IN FUND BALANCES OF GOVERNMENTAL FUNDS
TO THE STATEMENT OF ACTIVITIES
FOR THE FISCAL YEAR ENDED JUNE 30, 2019

Net change in fund balances - total governmental funds	\$	2,582,151
<i>Amounts reported for governmental activities in the statement of activities are different because:</i>		
Governmental funds report capital outlays as expenditures. However, in the statement of activities, the cost of those assets is allocated over their estimated useful lives as depreciation expense.		
Capital asset additions	\$ 242,210	
Current year depreciation	(443,590)	
Total		(201,380)
The net effect of various miscellaneous transactions involving capital assets (i.e., sales, disposals, trade-ins, and donations) is to decrease net position.		
		(13,120)
Revenues in the statement of activities that do not provide current financial resources are not reported as revenues in the funds.		
Customer services	3,293,609	
Earnings on investments	4,192	
Other revenue	(119,471)	
Intergovernmental	(310,747)	
Total		2,867,583
Repayment of lease principal is an expenditure in the governmental funds, but the repayment reduces long-term liabilities on the statement of net position.		
		335,421
In the statement of activities, interest is accrued on the lease purchase agreement, whereas in governmental funds, an interest expenditure is reported when due.		
		1,010
Contractually required pension contributions are reported as expenditures in governmental funds; however, the statement of net position reports these amounts as deferred outflows of resources.		
		3,477,291
Except for amounts reported as deferred inflows/outflows of resources, changes in the net pension liability are reported as pension expense in the statement of activities.		
		(2,687,223)
Contractually required OPEB contributions are reported as expenditures in governmental funds; however, the statement of net position reports these amounts as deferred outflows of resources.		
		54,941
Except for amounts reported as deferred inflows/outflows of resources, changes in the net OPEB liability/asset are reported as OPEB expense in the statement of activities.		
		5,578,818
Some expenses reported in the statement of activities do not require the use of current financial resources and therefore are not reported as expenditures in governmental funds:		
Compensated absences	620,443	
Intergovernmental	(49,611)	
Total		570,832
The internal service fund used by management to charge the costs of workers' compensation to individual funds is not reported in the government-wide statement of activities. Governmental fund expenditures and the related internal service fund revenues are eliminated. The net revenue (expense) of the internal service fund is allocated among the governmental activities.		
		(73,278)
Change in net position of governmental activities	\$	12,493,046

SEE ACCOMPANYING NOTES TO THE BASIC FINANCIAL STATEMENTS

**EDUCATIONAL SERVICE CENTER OF CENTRAL OHIO
FRANKLIN COUNTY, OHIO**

STATEMENT OF NET POSITION
PROPRIETARY FUND
JUNE 30, 2019

	Governmental Activities - Internal Service Fund
Assets:	
Equity in pooled cash and cash equivalents	\$ 347,439
Total assets.	<u>347,439</u>
Liabilities:	
Claims payable	<u>8,853</u>
Total liabilities	<u>8,853</u>
Net position:	
Unrestricted.	<u>338,586</u>
Total net position	<u>\$ 338,586</u>

SEE ACCOMPANYING NOTES TO THE BASIC FINANCIAL STATEMENTS

**EDUCATIONAL SERVICE CENTER OF CENTRAL OHIO
FRANKLIN COUNTY, OHIO**

STATEMENT OF REVENUES, EXPENSES AND
CHANGES IN NET POSITION
PROPRIETARY FUND
FOR THE FISCAL YEAR ENDED JUNE 30, 2019

	Governmental Activities - Internal Service Fund
Operating revenues:	
Charges for services.	\$ 26,776
Total operating revenues	<u>26,776</u>
 Operating expenses:	
Claims	100,054
Total operating expenses.	<u>100,054</u>
 Operating loss and change in net position .	 (73,278)
 Net position at beginning of year.	 <u>411,864</u>
Net position at end of year	<u><u>\$ 338,586</u></u>

SEE ACCOMPANYING NOTES TO THE BASIC FINANCIAL STATEMENTS

**EDUCATIONAL SERVICE CENTER OF CENTRAL OHIO
FRANKLIN COUNTY, OHIO**

STATEMENT OF CASH FLOWS
PROPRIETARY FUND
FOR THE FISCAL YEAR ENDED JUNE 30, 2019

	Governmental Activities - Internal Service Fund
Cash flows from operating activities:	
Cash received from charges for services	\$ 26,776
Cash payments for claims	<u>(102,795)</u>
Net cash used in operating activities	(76,019)
Cash and cash equivalents at beginning of year	423,458
Cash and cash equivalents at end of year	<u>\$ 347,439</u>
 Reconciliation of operating loss to net cash used in operating activities:	
Operating loss	\$ (73,278)
Changes in assets and liabilities:	
Decrease in claims payable	<u>(2,741)</u>
Net cash used in operating activities	<u>\$ (76,019)</u>

SEE ACCOMPANYING NOTES TO THE BASIC FINANCIAL STATEMENTS

**EDUCATIONAL SERVICE CENTER OF CENTRAL OHIO
FRANKLIN COUNTY, OHIO**

STATEMENT OF FIDUCIARY NET POSITION
FIDUCIARY FUND
JUNE 30, 2019

	Agency
Assets:	
Equity in pooled cash and cash equivalents	\$ 2,367,744
Receivables:	
Accounts	33,685
Intergovernmental.	1,057,347
Total assets	\$ 3,458,776
Liabilities:	
Accounts payable.	\$ 16,462
Accrued wages and benefits	4,080
Intergovernmental payable	2,881,460
Deposits held on behalf of others.	531,965
Loans payable	24,809
Total liabilities	\$ 3,458,776

SEE ACCOMPANYING NOTES TO THE BASIC FINANCIAL STATEMENTS

**EDUCATIONAL SERVICE CENTER OF CENTRAL OHIO
FRANKLIN COUNTY, OHIO**

**NOTES TO THE BASIC FINANCIAL STATEMENTS
FOR THE FISCAL YEAR ENDED JUNE 30, 2019**

NOTE 1 - DESCRIPTION OF THE CENTER

The Educational Service Center of Central Ohio (the “Center”) is a body politic and corporate established for the purpose of exercising the rights and privileges conveyed to it by the Constitution and laws of the State of Ohio.

The Center operates under a locally-elected five member Governing Board form of government and provides educational services as mandated by State or federal agencies. The Governing Board controls the Center’s staff that provides services to students and other community members.

The Center provides services in the area of special education classes, supervision, administration, fiscal and other needed services to 25 school districts in Delaware, Franklin, Licking, Ross and Union Counties. In addition, the Center provides contracted services and fiscal services for non-public schools and various state and local agencies.

The Center is located in Columbus, Ohio and is staffed by 303 certified and 129 non-certified personnel.

NOTE 2 - SUMMARY OF SIGNIFICANT ACCOUNTING POLICIES

The basic financial statements of the Center have been prepared in conformity with accounting principles generally accepted in the United States of America (GAAP) as applied to governmental units. The Governmental Accounting Standards Board (GASB) is the accepted standard-setting body for establishing governmental accounting and financial reporting principles. The Center’s significant accounting policies are described below.

A. Reporting Entity

The reporting entity has been defined in accordance with GASB Statement No. 14, “The Financial Reporting Entity” as amended by GASB Statement No. 39, “Determining Whether Certain Organizations Are Component Units” and GASB Statement No. 61, “The Financial Reporting Entity: Omnibus an amendment of GASB Statements No. 14 and No. 34”. The reporting entity is composed of the primary government and component units. The primary government consists of all funds, departments, boards and agencies that are not legally separate from the Center. For the Center, this includes general operations, food service, and student related activities of the Center.

Component units are legally separate organizations for which the Center is financially accountable. The Center is financially accountable for an organization if the Center appoints a voting majority of the organization’s Governing Board and (1) the Center is able to significantly influence the programs or services performed or provided by the organization; or (2) the Center is legally entitled to or can otherwise access the organization’s resources; or (3) the Center is legally obligated or has otherwise assumed the responsibility to finance the deficits of, or provide financial support to, the organization; or (4) the Center is obligated for the debt of the organization. Component units may also include organizations that are fiscally dependent on the Center in that the Center approves the budget, the issuance of debt or the levying of taxes. Certain organizations are also included as component units if the nature and significance of the relationship between the primary government and the organization is such that exclusion by the primary government would render the primary government’s financial statements incomplete or misleading. Based upon the application of these criteria, the Center has one component unit, which is discussed on the following page.

**EDUCATIONAL SERVICE CENTER OF CENTRAL OHIO
FRANKLIN COUNTY, OHIO**

NOTES TO THE BASIC FINANCIAL STATEMENTS
FOR THE FISCAL YEAR ENDED JUNE 30, 2019

NOTE 2 - SUMMARY OF SIGNIFICANT ACCOUNTING POLICIES - (Continued)

The following organizations are described due to their relationship with the Center.

The Center is the fiscal agent for the Franklin County Family and Children First Council (the "Council"). The Center is responsible for receiving and disbursing funds at the direction of the Council. This entity is legally separate from the Center. The Center is the fiscal agent and custodian for the Council, but is not accountable; therefore, the operations of the Council have been included as an agency fund in the Center's basic financial statements. The funds invested on behalf of the Council have been included in the basic financial statements as "equity in pooled cash and cash equivalents".

COMPONENT UNIT

Educational Service Center Council of Governments (the "Council") - The Council is a legally separate body politic and corporate that meets the definition of regional council of governments under Chapter 167 of the Ohio Revised Code. The Council is governed by a Governing Board consisting of one member designated by each of the Educational Service Center of Central Ohio (Center), Gahanna-Jefferson Public School District and Delaware City School District. The Council provides employment services primarily to the Center. Other School Districts, community schools and other political subdivisions that have entered into service agreements with the Council shall automatically be members of the Council's Advisory Committee during the terms of such agreements. The Treasurer of the Center is also the Treasurer of the Council.

Due to the nature and significance of the Council's relationship with the Center, the Council has been determined to be a discretely presented component unit and has been included as part of the Center's basic financial statements. The Council issues a publicly available, stand-alone financial report that includes financial statements and supplementary information. The report may be obtained by writing to the Treasurer of the Educational Service Center of Central Ohio, 2080 Citygate Dr., Columbus, Ohio 43219.

JOINTLY GOVERNED ORGANIZATIONS

Metropolitan Educational Technology Association (META) Solutions

The Center is a participant in META Solutions which is a computer consortium created as a regional council of governments. META Solutions develops, implements and supports the technology and instructional needs of schools in a cost-effective manner. META Solutions provides instructional, core, technology and purchasing services for its member districts. The Board of Directors consists of the Superintendents from eleven of the member districts. Financial information can be obtained from Ashley Widby, Interim CFO, 100 Executive Drive, Marion, Ohio 43302.

Delaware Area Career Center

The Delaware Area Career Center (the "Career Center") is a distinct political subdivision of the State of Ohio. The Career Center is operated under the direction of a Board consisting of two representatives from each of the participating school districts' elected boards, and one representative from the Center. The Career Center possesses its own budgeting and taxing authority. Financial information is available from Christopher Bell, Treasurer, Delaware Area Career Center, at 4565 Columbus Pike, Delaware, Ohio 43015.

**EDUCATIONAL SERVICE CENTER OF CENTRAL OHIO
FRANKLIN COUNTY, OHIO**

NOTES TO THE BASIC FINANCIAL STATEMENTS
FOR THE FISCAL YEAR ENDED JUNE 30, 2019

NOTE 2 - SUMMARY OF SIGNIFICANT ACCOUNTING POLICIES - (Continued)

PUBLIC ENTITY RISK POOL

Optimal Health Initiatives Consortium

The Center is a member of the Optimal Health Initiatives Consortium (the "Consortium"), a public entity shared risk pool, consisting of school districts and other entities whose self-insurance programs for health care benefits were administered previously under the Scioto County Schools Council of Governments, the Northern Buckeye Education Council, and the Butler Health Plan. The overall objective of the Consortium is to enable its members to purchase employee benefits and related products and services using the Consortium's economies of scale to create cost-savings. The Consortium's business and affairs are managed by an Executive Board of Trustees, consisting of the chairperson of each division's board of trustees and the chairperson of the Butler Health Plan. The participants pay an administrative fee to the fiscal agent to cover the costs of administering the Consortium. To obtain financial information, write to the fiscal agent, Charlie LeBoeuf, Mountjoy Chilton Medley LLP, 201 East 5th Street, Suite 2100, Cincinnati, Ohio 45202.

B. Fund Accounting

The Center uses funds to maintain its financial records during the year. A fund is defined as a fiscal and accounting entity with a self balancing set of accounts. There are three categories of funds: governmental, proprietary and fiduciary.

GOVERNMENTAL FUNDS

Governmental funds are those through which most governmental functions typically are financed. Governmental fund reporting focuses on the sources, uses and balances of current financial resources. Expendable assets are assigned to the various governmental funds according to the purposes for which they may or must be used. Current liabilities are assigned to the fund from which they will be paid. The difference between governmental fund assets plus deferred outflows of resources and liabilities plus deferred inflows of resources is reported as fund balance.

The following is the Center's major governmental fund:

General fund - The general fund is used to account for and report all financial resources not accounted for and reported in another fund. The general fund balance is available for any purpose provided it is expended or transferred according to the general laws of Ohio.

Other governmental funds of the Center are used to account for (a) financial resources that are restricted, committed, or assigned to expenditures for capital outlays including the acquisition of construction of capital facilities and other capital assets and (b) specific revenue sources that are restricted or committed to an expenditure for specified purposes other than debt service or capital projects.

**EDUCATIONAL SERVICE CENTER OF CENTRAL OHIO
FRANKLIN COUNTY, OHIO**

NOTES TO THE BASIC FINANCIAL STATEMENTS
FOR THE FISCAL YEAR ENDED JUNE 30, 2019

NOTE 2 - SUMMARY OF SIGNIFICANT ACCOUNTING POLICIES - (Continued)

PROPRIETARY FUNDS

Proprietary funds are used to account for the Center's ongoing activities which are similar to those often found in the private sector where the determination of net income is necessary or useful to sound financial administration. The following is a description of the Center's proprietary fund:

Internal service fund - The internal service fund is used to account for the financing of goods or services provided by one department or agency to other departments or agencies of the Center, or to other governments, on a cost-reimbursement basis. The Center's internal service fund accounts for a self-insurance program which provides workers' compensation benefits to employees.

FIDUCIARY FUNDS

Fiduciary fund reporting focuses on net position and changes in net position. The fiduciary fund category is split into four classifications: pension trust funds, investment trust funds, private-purpose trust funds and agency funds. Trust funds are used to account for assets held by the Center under a trust agreement for individuals, private organizations, or other governments and are therefore not available to support the Center's own programs. The Center has no trust funds. Agency funds are custodial in nature (assets equal liabilities) and do not involve measurement of results of operations. The Center's agency funds account for various resources held for other organizations and individuals.

C. Basis of Presentation and Measurement Focus

Government-Wide Financial Statements - The statement of net position and the statement of activities display information about the Center as a whole. These statements include the financial activities of the primary government, except for fiduciary funds. Internal service fund activity is eliminated to avoid "doubling up" revenues and expenses. The statements distinguish between those activities of the Center that are governmental and those that are considered business-type.

The government-wide statements are prepared using the economic resources measurement focus. This is the same approach used in the preparation of the proprietary fund financial statements, but differs from the manner in which governmental fund financial statements are prepared. Governmental fund financial statements therefore include reconciliations with brief explanations to better identify the relationship between the government-wide statements and the statements for governmental funds.

The government-wide statement of activities presents a comparison between direct expenses and program revenues for each segment of the business-type activities of the Center and for each function or program of the Center's governmental activities. Direct expenses are those that are specifically associated with a service, program or department and are therefore clearly identifiable to a particular function. Program revenues include charges paid by the recipient of the goods or services offered by the program and grants and contributions that are restricted to meeting the operational or capital requirements of a particular program. Revenues which are not classified as program revenues are presented as general revenues of the Center. The comparison of direct expenses with program revenues identifies the extent to which each business segment or governmental function is self-financing or draws from the general revenues of the Center.

**EDUCATIONAL SERVICE CENTER OF CENTRAL OHIO
FRANKLIN COUNTY, OHIO**

NOTES TO THE BASIC FINANCIAL STATEMENTS
FOR THE FISCAL YEAR ENDED JUNE 30, 2019

NOTE 2 - SUMMARY OF SIGNIFICANT ACCOUNTING POLICIES - (Continued)

Fund Financial Statements - Fund financial statements report detailed information about the Center. The focus of governmental fund financial statements is on major funds rather than reporting funds by type. Each major fund is presented in a separate column. Nonmajor funds are aggregated and presented in a single column. Internal service funds are combined and the totals are presented in a single column on the face of the proprietary fund statements. Fiduciary funds are reported by fund type.

The accounting and financial reporting treatment applied to a fund is determined by its measurement focus. All governmental fund types are accounted for using a flow of current financial resources measurement focus. The financial statements for governmental funds are a balance sheet, which generally includes only current assets and deferred outflows and current liabilities and deferred inflows, and a statement of revenues, expenditures and changes in fund balances, which reports on the sources (i.e., revenues and other financing sources) and uses (i.e., expenditures and other financing uses) of current financial resources.

All proprietary fund types are accounted for on a flow of economic resources measurement focus. With this measurement focus, all assets, liabilities and deferred inflows and outflows of resources associated with the operation of these funds are included on the statement of net position. The statement of changes in fund net position presents increases (i.e., revenues) and decreases (i.e., expenses) in net position. The statement of cash flows provides information about how the Center finances and meets the cash flow needs of its proprietary activities.

Proprietary funds distinguish operating revenues and expenses from nonoperating items. Operating revenues and expenses generally result from providing services and producing and delivering goods in connection with a proprietary fund's principal ongoing operation. The principal operating revenue of the Center's internal service fund is charges for services. Operating expenses for the internal service fund include charges for services and claims expenses. All revenues and expenses not meeting this definition are reported as non-operating revenues and expenses.

Agency funds do not report a measurement focus as they do not report operations.

D. Basis of Accounting

Basis of accounting determines when transactions are recorded in the financial records and reported on the financial statements. Government-wide financial statements are prepared using the accrual basis of accounting. Governmental funds use the modified accrual basis of accounting. Proprietary and fiduciary funds also use the accrual basis of accounting.

Revenues - Exchange and Nonexchange Transactions - Revenues resulting from exchange transactions, in which each party gives and receives essentially equal value, are recorded on the accrual basis when the exchange takes place. On a modified accrual basis, revenue is recorded in the fiscal year in which the resources are measurable and become available. Available means that the resources will be collected within the current fiscal year or are expected to be collected soon enough thereafter to be used to pay liabilities of the current fiscal year. For the Center, available means expected to be received within sixty days of fiscal year end.

Nonexchange transactions, in which the Center receives value without directly giving equal value in return, include grants, entitlements and donations.

**EDUCATIONAL SERVICE CENTER OF CENTRAL OHIO
FRANKLIN COUNTY, OHIO**

NOTES TO THE BASIC FINANCIAL STATEMENTS
FOR THE FISCAL YEAR ENDED JUNE 30, 2019

NOTE 2 - SUMMARY OF SIGNIFICANT ACCOUNTING POLICIES - (Continued)

Revenue from grants, entitlements and donations is recognized in the fiscal year in which all eligibility requirements have been satisfied. Eligibility requirements include timing requirements, which specify the year when the resources are required to be used or the fiscal year when use is first permitted, matching requirements, in which the Center must provide local resources to be used for a specified purpose, and expenditure requirements, in which the resources are provided to the Center on a reimbursement basis. On a modified accrual basis, revenue from nonexchange transactions must also be available before it can be recognized.

Under the modified accrual basis, the following revenue sources are considered to be both measurable and available at fiscal year end: tuition, grants, and contract services.

Deferred Outflows of Resources and Deferred Inflows of Resources - In addition to assets, the government-wide statement of net position will report a separate section for deferred outflows of resources. Deferred outflows of resources, represents a consumption of net position that applies to a future period and will not be recognized as an outflow of resources (expense/expenditure) until then. See Note 12 and Note 13 for deferred outflows of resources related the Center's net pension liability and net OPEB liability/asset, respectively.

In addition to liabilities, both the government-wide statement of net position and the governmental fund financial statements report a separate section for deferred inflows of resources. Deferred inflows of resources represent an acquisition of net position that applies to a future period and will not be recognized as an inflow of resources (revenue) until that time. For the Center, deferred inflows of resources include unavailable revenue. Unavailable revenue is reported only on the governmental funds balance sheet, and represents receivables which will not be collected within the available period. For the Center unavailable revenue includes, but is not limited to, customer services revenue and intergovernmental grants. These amounts are deferred and recognized as an inflow of resources in the period the amounts become available.

See Note 12 and Note 13 for deferred inflows of resources related to the Center's net pension liability and net OPEB liability/asset, respectively. This deferred inflow of resources is only reported on the government-wide statement of net position.

Expenses/Expenditures - On the accrual basis of accounting, expenses are recognized at the time they are incurred.

The measurement focus of governmental fund accounting is on decreases in net financial resources (expenditures) rather than expenses. Expenditures are generally recognized in the accounting period in which the related fund liability is incurred, if measurable. Allocations of cost, such as depreciation and amortization are not recognized in governmental funds.

E. Budgetary Process

Although not legally required, the Center adopts a budget for all funds, except agency funds. The budget includes the estimated resources and expenditures for each fund and consists of three parts; Part (A) includes entitlement funding from the State, Part (B) includes the cost of all other lawful expenditures of the Center (which are apportioned by the State Department of Education to each local board of education under the supervision of the Center), and Part (C) includes the adopted appropriation resolution.

**EDUCATIONAL SERVICE CENTER OF CENTRAL OHIO
FRANKLIN COUNTY, OHIO**

**NOTES TO THE BASIC FINANCIAL STATEMENTS
FOR THE FISCAL YEAR ENDED JUNE 30, 2019**

NOTE 2 - SUMMARY OF SIGNIFICANT ACCOUNTING POLICIES - (Continued)

In fiscal year 2004, the Center requirement to file budgetary information with the Ohio Department of Education was eliminated and the Center has elected to not present budgetary schedules as supplementary information for fiscal year 2019. Even though the budgetary process for the Center was discretionary, the Center continued to have its Board approve appropriations and estimated resources. The Center's Board adopts an annual appropriation resolution, which is the Board's authorization to spend resources and sets annual limits on expenditures at the level of control selected by the Board. The level of control has been established by the Board at the fund level for all funds.

F. Cash and Cash Equivalents

To improve cash management, cash received by the Center is pooled. Monies for all funds are maintained in this pool. Individual fund integrity is maintained through the Center's records. Each fund's interest in the pool is presented as "equity in pooled cash and cash equivalents" on the basic financial statements.

During fiscal year 2019, investments were limited to the State Treasury Asset Reserve of Ohio (STAR Ohio), a U.S. Government money market mutual fund, federal agency securities, and negotiable certificates of deposit. Except for nonparticipating investment contracts, investments are reported at fair value, which is based on quoted market prices.

STAR Ohio is an investment pool managed by the State Treasurer's Office, which allows governments within the State to pool their funds for investment purposes. STAR Ohio is not registered with the SEC as an investment company, but has adopted Governmental Accounting Standards Board (GASB), Statement No. 79, "Certain External Investment Pools and Pool Participants." The District measures its investment in STAR Ohio at the net asset value (NAV) per share provided by STAR Ohio. The NAV per share is calculated on an amortized cost basis that provides an NAV per share that approximates fair value.

For fiscal year 2019, there were no limitations or restrictions on any participant withdrawals due to redemption notice periods, liquidity fees, or redemption gates. However, notice must be given 24 hours in advance of all deposits and withdrawals exceeding \$50 million. STAR Ohio reserves the right to limit the transaction to \$100 million, requiring the excess amount to be transacted the following business day(s), but only to the \$100 million limit. All accounts of the participant will be combined for these purposes.

Under existing Ohio statutes all investment earnings are assigned to the general fund unless statutorily required to be credited to a specific fund or the Governing Board has, by resolution, specified the funds to receive an allocation of interest earnings. Interest revenue credited to the general fund during fiscal year 2019 amounted to \$306,516, which includes \$17,763 assigned from other Center funds.

For presentation on the basic financial statements, investments of the cash management pool and investments with original maturities of three months or less at the time they are purchased by the Center are considered to be cash equivalents. Investments with an initial maturity of more than three months are reported as investments.

An analysis of the Center's investment account at fiscal year-end is provided in Note 4.

**EDUCATIONAL SERVICE CENTER OF CENTRAL OHIO
FRANKLIN COUNTY, OHIO**

NOTES TO THE BASIC FINANCIAL STATEMENTS
FOR THE FISCAL YEAR ENDED JUNE 30, 2019

NOTE 2 - SUMMARY OF SIGNIFICANT ACCOUNTING POLICIES - (Continued)

G. Capital Assets

General capital assets are those assets specifically related to governmental activities. These assets generally result from expenditures in the governmental funds. These assets are reported in the governmental activities column of the government-wide statement of net position, but are not reported in the fund financial statements.

All capital assets are capitalized at cost (or estimated historical cost) and updated for additions and retirements during the year. Donated capital assets are recorded at their fair values as of the date received. The Center maintains a capitalization threshold of \$1,000. The Center does not possess any infrastructure. Improvements are capitalized; the costs of normal maintenance and repairs that do not add to the value of the asset or materially extend an asset's life are not.

All reported capital assets except land are depreciated. Improvements are depreciated over the remaining useful lives of the related capital assets. Depreciation is computed using the straight-line method over the following useful lives:

<u>Description</u>	Governmental Activities <u>Estimated Lives</u>
Buildings	10 - 50 years
Furniture and equipment	5 - 20 years
Vehicles	8 years

H. Compensated Absences

The Center accounts for compensated absences in accordance with GASB Statement No. 16. Sick leave and other compensated absences with similar characteristics are accrued as a liability based on the sick leave accumulated at the balance sheet date by those employees who currently are eligible to receive termination payments, as well as other employees who are expected to become eligible in the future to receive such payments. To calculate the liability, these accumulations are reduced to the maximum amount allowed as a termination payment. Accruals for those employees who are expected to become eligible in the future are based on assumptions concerning the probability that individual employees or class or group of employees will become eligible to receive termination payments.

All employees with eight or more years of service were included in the calculation of the long-term compensated absences accrual amount. Vacation leave and other compensated absences with similar characteristics are accrued as a liability as the benefits are earned by the employees if both of the following conditions are met: 1) The employees' rights to receive compensation are attributable to services already rendered and that are not contingent on a specific event that is outside the control of the employer and employee; and 2) It is probable that the employer will compensate the employees for the benefits through paid time off or some other means, such as cash payments at termination or retirement.

The total liability for vacation and sick leave payments has been calculated using pay rates in effect at June 30, 2019 and reduced to the maximum payment allowed by labor contract and/or statute, plus any additional salary related payments.

**EDUCATIONAL SERVICE CENTER OF CENTRAL OHIO
FRANKLIN COUNTY, OHIO**

NOTES TO THE BASIC FINANCIAL STATEMENTS
FOR THE FISCAL YEAR ENDED JUNE 30, 2019

NOTE 2 - SUMMARY OF SIGNIFICANT ACCOUNTING POLICIES - (Continued)

The entire compensated absence liability is reported on the government-wide financial statements.

For governmental fund financial statements, the current portion of unpaid compensated absences is the amount expected to be paid using expendable available resources. These amounts are recorded in the account "compensated absences payable" in the fund from which the employees who have accumulated unpaid leave are paid. The noncurrent portion of the liability is not reported.

I. Accrued Liabilities and Long-Term Obligations

All payables, accrued liabilities and long-term obligations are reported in the government-wide financial statements.

In general, governmental fund payables and accrued liabilities that, once incurred, are paid in a timely manner and in full from current financial resources are reported as obligations of the funds. However, compensated absences that will be paid from governmental funds are reported as a liability in the fund financial statements only to the extent that they are due for payment during the current year. Lease purchase agreements and capital leases are recognized as a liability on the fund financial statements when due. Net pension/OPEB liability should be recognized in the governmental funds to the extent that benefit payments are due and payable and the pension/OPEB plan's fiduciary net position is not sufficient for payment of those benefits.

J. Fund Balance

Fund balance is divided into five classifications based primarily on the extent to which the Center is bound to observe constraints imposed upon the use of the resources in the governmental funds. The classifications are as follows:

Nonspendable - The nonspendable fund balance classification includes amounts that cannot be spent because they are not in spendable form or legally required to be maintained intact. The "not in spendable form" criterion includes items that are not expected to be converted to cash.

Restricted - Fund balance is reported as restricted when constraints are placed on the use of resources that are either externally imposed by creditors (such as through debt covenants), grantors, contributors, or laws or regulations of other governments, or imposed by law through constitutional provisions or enabling legislation.

Committed - The committed fund balance classification includes amounts that can be used only for the specific purposes imposed by a formal action (resolution) of the Governing Board (the highest level of decision making authority). Those committed amounts cannot be used for any other purpose unless the Governing Board removes or changes the specified use by taking the same type of action (resolution) it employed to previously commit those amounts. Committed fund balance also incorporates contractual obligations to the extent that existing resources in the fund have been specifically committed for use in satisfying those contractual requirements.

**EDUCATIONAL SERVICE CENTER OF CENTRAL OHIO
FRANKLIN COUNTY, OHIO**

NOTES TO THE BASIC FINANCIAL STATEMENTS
FOR THE FISCAL YEAR ENDED JUNE 30, 2019

NOTE 2 - SUMMARY OF SIGNIFICANT ACCOUNTING POLICIES - (Continued)

Assigned - Amounts in the assigned fund balance classification are intended to be used by the Center for specific purposes, but do not meet the criteria to be classified as restricted nor committed. In governmental funds other than the general fund, assigned fund balance represents the remaining amount that is not restricted or committed. In the general fund, assigned amounts represent intended uses established by policies of the Governing Board, which includes giving the Treasurer the authority to constrain monies for intended purposes.

Unassigned - Unassigned fund balance is the residual classification for the general fund and includes all spendable amounts not contained in the other classifications. In other governmental funds, the unassigned classification is only used to report a deficit fund balance resulting from overspending for specific purposes for which amounts had been restricted, committed, or assigned.

The Center applies restricted resources first when expenditures are incurred for purposes for which restricted and unrestricted (committed, assigned, and unassigned) fund balance is available. Similarly, within unrestricted fund balance, committed amounts are reduced first followed by assigned, and then unassigned amounts when expenditures are incurred for purposes for which amounts in any of the unrestricted fund balance classifications could be used.

K. Net Position

Net position represents the difference between assets and deferred outflows and liabilities and deferred inflows. The net position component "net investment in capital assets," consists of capital assets, net of accumulated depreciation, reduced by the outstanding balances of any borrowing used for the acquisition, construction or improvement of those assets. Deferred outflows of resources and deferred inflows of resources that are attributable to the acquisition, construction or improvement of those assets or related debt also should be included in this component of net position. Net position is reported as restricted when there are limitations imposed on its use either through the enabling legislation adopted by the Center or through external restrictions imposed by creditors, grantors or laws or regulations of other governments.

The Center applies restricted resources first when an expense is incurred for purposes for which both restricted and unrestricted net position is available.

L. Estimates

The preparation of the basic financial statements in conformity with GAAP requires management to make estimates and assumptions that affect the amounts reported in the basic financial statements and accompanying notes. Actual results may differ from those estimates.

M. Operating Revenues and Expenses

Operating revenues are those revenues that are generated directly from the primary activity of the proprietary funds. Operating expenses are necessary costs incurred to provide the goods or service that is the primary activity of the fund.

**EDUCATIONAL SERVICE CENTER OF CENTRAL OHIO
FRANKLIN COUNTY, OHIO**

**NOTES TO THE BASIC FINANCIAL STATEMENTS
FOR THE FISCAL YEAR ENDED JUNE 30, 2019**

NOTE 2 - SUMMARY OF SIGNIFICANT ACCOUNTING POLICIES - (Continued)

N. Interfund Activity

Exchange transactions between funds are reported as revenues in the seller funds and as expenditures/expenses in the purchaser funds. Flows of cash or goods from one fund to another without a requirement for repayment are reported as interfund transfers. Repayments from funds responsible for particular expenditures/expenses to the funds that initially paid for them are not presented on the basic financial statements. Interfund activities between governmental funds are eliminated in the statement of activities.

O. Interfund Balances

On fund financial statements, receivables and payables to cover deficit cash balances are classified as “due to/from other funds.” On fund financial statements, receivables and payables resulting from long-term interfund loans are classified as “loans to/from other funds”. These amounts are eliminated in the governmental activities column on the statement of net position.

Loans between governmental funds and agency funds are reported as “loans receivable/payable” on the financial statements.

P. Pensions/Other Postemployment Benefits (OPEB)

For purposes of measuring the net pension/OPEB liability, net OPEB asset, deferred outflows of resources and deferred inflows of resources related pensions/OPEB, and pension/OPEB expense, information about the fiduciary net position of the pension/OPEB plans and additions to/deductions from their fiduciary net position have been determined on the same basis as they are reported by the pension/OPEB plan. For this purpose, benefit payments (including refunds of employee contributions) are recognized when due and payable in accordance with the benefit terms. The pension/OPEB plans report investments at fair value.

Q. Fair Value

The Center categorizes its fair value measurements within the fair value hierarchy established by generally accepted accounting principles. The hierarchy is based on the valuation inputs used to measure the fair value of the asset. Level 1 inputs are quoted prices in active markets for identical assets; Level 2 inputs are significant other observable inputs; Level 3 inputs are significant unobservable inputs.

NOTE 3 - ACCOUNTABILITY AND COMPLIANCE

A. Change in Accounting Principles

For fiscal year 2019, the Center has implemented GASB Statement No. 83, “Certain Asset Retirement Obligations” and GASB Statement No. 88, “Certain Disclosures Related to Debt, Including Direct Borrowings and Direct Placements”.

**EDUCATIONAL SERVICE CENTER OF CENTRAL OHIO
FRANKLIN COUNTY, OHIO**

NOTES TO THE BASIC FINANCIAL STATEMENTS
FOR THE FISCAL YEAR ENDED JUNE 30, 2019

NOTE 3 - ACCOUNTABILITY AND COMPLIANCE - (Continued)

GASB Statement No. 83 addresses accounting and financial reporting for certain asset retirement obligations (AROs). An ARO is a legally enforceable liability associated with the retirement of a tangible capital asset. A government that has legal obligations to perform future asset retirement activities related to its tangible capital assets should recognize a liability. The implementation of GASB Statement No. 83 did not have an effect on the financial statements of the Center.

GASB Statement No. 88 improves the information that is disclosed in notes to the basic financial statements related to debt, including direct borrowings and direct placements. It also clarifies which liabilities governments should include when disclosing information related to debt. The implementation of GASB Statement No. 88 did not have an effect on the financial statements of the Center.

B. Deficit Fund Balances

Fund balances at June 30, 2019 included the following individual fund deficits:

<u>Nonmajor funds</u>	<u>Deficit</u>
Miscellaneous state grants	\$ 50,327
Preschool grant for the handicapped	444
Miscellaneous federal grants	122,847

The general fund is liable for any deficit in these funds and provides transfers when cash is required, not when accruals occur. The deficit fund balances resulted from adjustments for accrued liabilities.

NOTE 4 - DEPOSITS AND INVESTMENTS

State statutes classify monies held by the Center into three categories.

Active deposits are public deposits necessary to meet current demands on the treasury. Such monies must be maintained either as cash in the Center treasury, in commercial accounts payable or withdrawable on demand, including negotiable order of withdrawal (NOW) accounts, or in money market deposit accounts.

Inactive deposits are public deposits that the Governing Board has identified as not required for use within the current five year period of designation of depositories. Inactive deposits must either be evidenced by certificates of deposit maturing not later than the end of the current period of designation of depositories, or by savings or deposit accounts including, but not limited to, passbook accounts.

Interim deposits are deposits of interim monies. Interim monies are those monies which are not needed for immediate use, but which will be needed before the end of the current period of designation of depositories.

Interim deposits must be evidenced by time certificates of deposit maturing not more than one year from the date of deposit or by savings or deposit accounts including passbook accounts.

Interim monies may be deposited or invested in the following securities:

1. United States Treasury Notes, Bills, Bonds, or any other obligation or security issued by the United States Treasury or any other obligation guaranteed as to principal and interest by the United States;

**EDUCATIONAL SERVICE CENTER OF CENTRAL OHIO
FRANKLIN COUNTY, OHIO**

**NOTES TO THE BASIC FINANCIAL STATEMENTS
FOR THE FISCAL YEAR ENDED JUNE 30, 2019**

NOTE 4 - DEPOSITS AND INVESTMENTS - (Continued)

2. Bonds, notes, debentures, or any other obligations or securities issued by any federal government agency or instrumentality, including, but not limited to, the Federal National Mortgage Association, Federal Home Loan Bank, Federal Farm Credit Bank, Federal Home Loan Mortgage Corporation, Government National Mortgage Association, and Student Loan Marketing Association. All federal agency securities shall be direct issuances of federal government agencies or instrumentalities;
3. Written repurchase agreements in the securities listed above provided that the fair value of the securities subject to the repurchase agreement must exceed the principal value of the agreement by at least two percent and be marked to market daily, and that the term of the agreement must not exceed thirty days;
4. Bonds and other obligations of the State of Ohio;
5. No-load money market mutual funds consisting exclusively of obligations described in items (1) and (2) above and repurchase agreements secured by such obligations, provided that investments in securities described in this division are made only through eligible institutions;
6. The State Treasurer's investment pool, the State Treasury Asset Reserve of Ohio (STAR Ohio);
7. Certain banker's acceptance and commercial paper notes for a period not to exceed one-hundred-eighty days and two-hundred-seventy days, respectively, from the purchase date in an amount not to exceed forty percent of the interim monies available for investment at any one time; and,
8. Under limited circumstances, corporate debt interests rated in either of the two highest classifications by at least two nationally recognized rating agencies.

Protection of the ESC's deposits is provided by the Federal Deposit Insurance Corporation (FDIC), by eligible securities pledged by the financial institution as security for repayment, or by the financial institutions participation in the Ohio Pooled Collateral System (OCPS), a collateral pool of eligible securities deposited with a qualified trustee and pledge to the Treasurer of State to secure the repayment of all public monies deposited in the financial institution.

Investments in stripped principal or interest obligations, reverse repurchase agreements and derivatives are prohibited. The issuance of taxable notes for the purpose of arbitrage, the use of leverage and short selling are also prohibited. An investment must mature within five years from the date of purchase unless matched to a specific obligation or debt of the Center, and must be purchased with the expectation that it will be held to maturity. Investments may only be made through specified dealers and institutions. Payment for investments may be made only upon delivery of the securities representing the investments to the Treasurer or, if the securities are not represented by a certificate, upon receipt of confirmation of transfer from the custodian.

**EDUCATIONAL SERVICE CENTER OF CENTRAL OHIO
FRANKLIN COUNTY, OHIO**

NOTES TO THE BASIC FINANCIAL STATEMENTS
FOR THE FISCAL YEAR ENDED JUNE 30, 2019

NOTE 4 - DEPOSITS AND INVESTMENTS - (Continued)

A. Deposits with Financial Institutions

At June 30, 2019, the carrying amount of all Center deposits was \$22,908,871 and the bank balance of all Center deposits was \$22,977,345. Of the bank balance, \$1,292,745 was covered by the FDIC and \$21,684,600 was potentially exposed to custodial credit risk as discussed below because those deposits were uninsured and could be uncollateralized. Although all statutory requirements for the deposit of money had been followed, noncompliance with Federal requirements could potentially subject the Center to a successful claim by the FDIC.

Custodial credit risk is the risk that, in the event of bank failure, the Center's deposits may not be returned. The Center has no deposit policy for custodial risk beyond the requirements of State statute. Ohio law requires that deposits either be insured or protected by: (1) eligible securities pledged to the Center and deposited with a qualified trustee by the financial institution as security for repayment whose fair value at all times shall be at least 105 percent of the deposits being secured; or (2) participation in the Ohio Pooled Collateral System (OPCS), a collateral pool of eligible securities deposited with a qualified trustee and pledged to the Treasurer of State to secure the repayment of all public monies deposited in the financial institution. OPCS requires the total fair value of the securities pledged to be 102 percent of the deposits being secured or a rate set by the Treasurer of State.

B. Investments

As of June 30, 2019, the Center had the following investments and maturities:

Measurement/ Investment type	Measurement Value	Investment Maturities		
		Less than one year	1 to 2 years	More than 2 years
<i>Fair value:</i>				
FHLB	\$ 550,149	\$ -	\$ -	\$ 550,149
FHLMC	399,432	-	-	399,432
U.S. Government money market	21,431	21,431	-	-
Negotiable CDs	3,730,959	1,247,280	995,848	1,487,831
<i>Amortized cost:</i>				
STAR Ohio	6,307,706	6,307,706	-	-
	<u>\$ 11,009,677</u>	<u>\$ 7,576,417</u>	<u>\$ 995,848</u>	<u>\$ 2,437,412</u>

The weighted average maturity of investments is 0.76 years.

The Center's investments measured at fair value are valued using quoted market prices in markets that are not considered to be active, dealer quotations or alternative pricing sources for similar assets or liabilities for which all significant inputs are observable, either directly or indirectly (Level 2 inputs).

Interest Rate Risk: As a means of limiting its exposure to fair value losses arising from rising interest rates and according to State law, the Center's investment policy limits investment portfolio maturities to five years or less.

**EDUCATIONAL SERVICE CENTER OF CENTRAL OHIO
FRANKLIN COUNTY, OHIO**

NOTES TO THE BASIC FINANCIAL STATEMENTS
FOR THE FISCAL YEAR ENDED JUNE 30, 2019

NOTE 4 - DEPOSITS AND INVESTMENTS - (Continued)

Credit Risk: Standard & Poor's has assigned STAR Ohio an AAAm money market rating. Ohio law requires that STAR Ohio maintain the highest rating provided by at least one nationally recognized standard rating service. The federal agency securities (FHLB and FHLMC) and U.S. Government money market were rated AA+ and Aaa by Standard & Poor's and Moody's Investor Services, respectively. The negotiable CDs are fully FDIC insured. The Center's investment policy does not specifically address credit risk beyond requiring the Center to only invest in securities authorized by State statute.

Concentration of Credit Risk: The Center places no limit on the amount that may be invested in any one issuer. The following table includes the percentage of each investment type held by the Center at June 30, 2019:

<u>Measurement/ Investment type</u>	<u>Measurement</u>	
	<u>Value</u>	<u>% of Total</u>
<i>Fair value:</i>		
FHLB	\$ 550,149	5.00
FHLMC	399,432	3.63
U.S. Government money market	21,431	0.19
Negotiable CDs	3,730,959	33.89
<i>Amortized cost:</i>		
STAR Ohio	<u>6,307,706</u>	<u>57.29</u>
Total	<u>\$ 11,009,677</u>	<u>100.00</u>

C. Reconciliation of Cash and Investments to the Statement of Net Position

The following is a reconciliation of cash and investments as reported in the note above to cash and cash equivalents as reported on the statement of net position as of June 30, 2019:

<u>Cash and investments per note</u>	
Carrying amount of deposits	\$ 22,908,871
Investments	<u>11,009,677</u>
Total	<u>\$ 33,918,548</u>
 <u>Cash and cash equivalents per statement of net position</u>	
Governmental activities	\$ 31,550,804
Agency funds	<u>2,367,744</u>
Total	<u>\$ 33,918,548</u>

NOTE 5 - INTERFUND TRANSACTIONS

A. Interfund balances at June 30, 2019, as reported on the fund statements, consist of the following amounts due to/from other funds:

<u>Receivable fund</u>	<u>Payable fund</u>	<u>Amount</u>
General fund	Nonmajor governmental funds	\$ 398,927

**EDUCATIONAL SERVICE CENTER OF CENTRAL OHIO
FRANKLIN COUNTY, OHIO**

NOTES TO THE BASIC FINANCIAL STATEMENTS
FOR THE FISCAL YEAR ENDED JUNE 30, 2019

NOTE 5 - INTERFUND TRANSACTIONS - (Continued)

The primary purpose of the due to/from other funds is to cover negative cash at fiscal year end. These interfund balances will be repaid once the anticipated revenues are received. All interfund balances are expected to be repaid within one year.

- B.** Loans between governmental funds and agency funds are reported as “loans receivable/payable” on the financial statements. The Center had the following loans outstanding at fiscal year end:

<u>Loan from</u>	<u>Loan to</u>	<u>Amount</u>
General fund	Agency funds	\$ 24,809

The primary purpose of the loans is to cover costs in specific funds where revenues were not received by June 30. These loans will be repaid once the anticipated revenues are received, which is expected to be within one year.

- C.** Interfund transfers for the fiscal year ended June 30, 2019, as reported on the fund statements, consisted of the following:

<u>Transfers from</u>	<u>Transfers to</u>	<u>Amount</u>
General fund	Nonmajor governmental funds	\$ 16,289

Transfers are used to move revenues from the fund that statute or budget required to collect them to the fund that statute or budget requires to expend them and to use unrestricted revenues collected in the general fund to finance various programs accounted for in other funds in accordance with budgetary authorizations.

NOTE 6 - RECEIVABLES

Receivables at June 30, 2019 consisted of accounts, which represent billings to school districts and other parties for user charged services, intergovernmental grants and entitlements, accrued interest and loans. All receivables are considered collectible in full. Receivables have been disaggregated on the face of the basic financial statements. Except for accounts receivable of \$973,128, all receivables are expected to be collected within the subsequent year.

**EDUCATIONAL SERVICE CENTER OF CENTRAL OHIO
FRANKLIN COUNTY, OHIO**

NOTES TO THE BASIC FINANCIAL STATEMENTS
FOR THE FISCAL YEAR ENDED JUNE 30, 2019

NOTE 7 - CAPITAL ASSETS

Capital asset activity for the fiscal year ended June 30, 2019, was as follows:

	Balance <u>06/30/18</u>	<u>Additions</u>	<u>Deductions</u>	Balance <u>06/30/19</u>
<i>Capital assets, not being depreciated:</i>				
Land	\$ 575,181	\$ -	\$ -	\$ 575,181
Capital assets, not being depreciated	<u>575,181</u>	<u>-</u>	<u>-</u>	<u>575,181</u>
<i>Capital assets, being depreciated:</i>				
Buildings	3,977,305	-	-	3,977,305
Furniture and equipment	4,352,232	194,707	(409,379)	4,137,560
Vehicles	<u>238,470</u>	<u>47,503</u>	<u>(107,605)</u>	<u>178,368</u>
Total capital assets, being depreciated	<u>8,568,007</u>	<u>242,210</u>	<u>(516,984)</u>	<u>8,293,233</u>
<i>Less: accumulated depreciation:</i>				
Buildings	(1,111,341)	(122,561)	-	(1,233,902)
Furniture and equipment	(3,075,961)	(319,352)	404,821	(2,990,492)
Vehicles	<u>(226,741)</u>	<u>(1,677)</u>	<u>99,043</u>	<u>(129,375)</u>
Total accumulated depreciation	<u>(4,414,043)</u>	<u>(443,590)</u>	<u>503,864</u>	<u>(4,353,769)</u>
Governmental activities capital assets, net	<u>\$ 4,729,145</u>	<u>\$ (201,380)</u>	<u>\$ (13,120)</u>	<u>\$ 4,514,645</u>

Depreciation expense was charged to governmental functions as follows:

<u>Instruction:</u>	
Regular	\$ 2,326
Special	4,878
<u>Support services:</u>	
Pupil	3,479
Instructional staff	110,960
Administration	170,272
Fiscal	4,389
Business	19,922
Operations and maintenance	31,834
Pupil transportation	962
Central	<u>94,568</u>
Accumulated depreciation	<u>\$ 443,590</u>

**EDUCATIONAL SERVICE CENTER OF CENTRAL OHIO
FRANKLIN COUNTY, OHIO**

NOTES TO THE BASIC FINANCIAL STATEMENTS
FOR THE FISCAL YEAR ENDED JUNE 30, 2019

NOTE 8 - LEASE OBLIGATIONS - LESSEE DISCLOSURE

A. Lease-Purchase Agreement

On December 21, 2006, the Center entered into a fifteen year \$3,500,000 lease-purchase agreement to purchase the office building located at 2080 Citygate Drive, Columbus, Ohio. The lease-purchase agreement is with the OASBO Expanded Asset Pool Financing Program with bonds issued through the Columbus Regional Airport Authority. At June 30, 2019, capital assets acquired by lease purchase have been capitalized under land and buildings in the amounts of \$128,300 and \$3,371,700, respectively. Accumulated depreciation on buildings as of June 30, 2019 was \$1,070,083 leaving a current book value of \$2,301,617. Lease-purchase payments have been reflected as debt service expenditures in the general fund. Principal and interest payments in fiscal year 2019 totaled \$272,000 and \$45,762, respectively.

The following is a schedule of the future long-term minimum lease payments required under the lease-purchase agreement and the present value of the minimum lease payments as of June 30, 2019.

Fiscal Year Ending <u>June 30,</u>	<u>Total</u>
2020	\$ 317,375
2021	317,431
2022	<u>316,907</u>
Total minimum lease payments	951,713
Less: amount representing interest	<u>(60,713)</u>
Present value of minimum lease payments	<u>\$ 891,000</u>

B. Capital Lease Agreement

During fiscal year 2018, the Center entered into capitalized leases for copier equipment. Capital lease payments have been reclassified and are reflected as debt service expenditures in the financial statements for the general fund.

Capital assets consisting of equipment have been capitalized in the amount of \$263,767. This amount represents the present value of the minimum lease payments at the time of acquisition. A corresponding liability is recorded in the government-wide financial statements. Accumulated depreciation on the equipment as of June 30, 2019 was \$98,913 leaving a current book value of \$164,854. Principal and interest payments in fiscal year 2019 totaled \$63,421 and \$9,471, respectively.

**EDUCATIONAL SERVICE CENTER OF CENTRAL OHIO
FRANKLIN COUNTY, OHIO**

NOTES TO THE BASIC FINANCIAL STATEMENTS
FOR THE FISCAL YEAR ENDED JUNE 30, 2019

NOTE 8 - LEASE OBLIGATIONS - LESSEE DISCLOSURE - (Continued)

The following is a schedule of the future long-term minimum lease payments required under the capital lease agreement and the present value of the minimum lease payments as of June 30, 2019.

Fiscal Year Ending <u>June 30,</u>	<u>Total</u>
2020	\$ 72,892
2021	72,892
2022	<u>18,224</u>
Total minimum lease payments	164,008
Less: amount representing interest	<u>(9,193)</u>
Present value of minimum lease payments	<u>\$ 154,815</u>

NOTE 9 - LONG-TERM OBLIGATIONS

The following table summarizes the Center's long-term obligations activity during fiscal year 2019.

	<u>Balance at 06/30/18</u>	<u>Additions</u>	<u>Reductions</u>	<u>Balance at 06/30/19</u>	<u>Due Within One Year</u>
Compensated absences	\$ 2,003,335	\$ 390,650	\$ (1,049,676)	\$ 1,344,309	\$ 423,503
Intergovernmental payable	1,060,404	389,618	(340,007)	1,110,015	386,481
Capital lease	218,236	-	(63,421)	154,815	66,666
Lease purchase agreement	1,163,000	-	(272,000)	891,000	284,000
Net pension liability	49,403,818	-	(4,986,183)	44,417,635	-
Net OPEB liability	<u>10,794,957</u>	<u>-</u>	<u>(6,427,865)</u>	<u>4,367,092</u>	<u>-</u>
Total long-term obligations	<u>\$ 64,643,750</u>	<u>\$ 780,268</u>	<u>\$ (13,139,152)</u>	<u>\$ 52,284,866</u>	<u>\$ 1,160,650</u>

Certain Center employees are employed by the Educational Service Center Council of Governments (the "Council"). Sick and vacation leave payouts for these employees are paid by the Council and subsequently reimbursed by the Center. The intergovernmental payable reported as a long-term obligation represents the sick and vacation leave balances for the Center's employees in accordance with GASB Statement No. 16. This liability is paid primarily from the general fund.

Compensated absences will be paid from the fund from which the employees' salaries are paid which is primarily the general fund. See Note 8 for details on the lease purchase agreement and capital lease. See Note 12 and Note 13 for detail on the net pension liability and net OPEB liability, respectively.

**EDUCATIONAL SERVICE CENTER OF CENTRAL OHIO
FRANKLIN COUNTY, OHIO**

NOTES TO THE BASIC FINANCIAL STATEMENTS
FOR THE FISCAL YEAR ENDED JUNE 30, 2019

NOTE 10 - RISK MANAGEMENT

A. General Risk

The Center is exposed to various risks of loss related to torts, theft of, damage to, and destruction of assets, errors and omissions, injuries to employees and natural disasters. The Center has addressed the various types of risk by purchasing a comprehensive insurance policy through commercial carriers.

General liability insurance is maintained in the amount of \$1,000,000 for each occurrence and \$3,000,000 in the aggregate. Fleet insurance is maintained in the amount of \$1,000,000 for each occurrence. Excess liability insurance is maintained in the amount of \$4,000,000 for each occurrence, offense, accident or wrongful act limit and \$4,000,000 annual aggregate limit. Cyber security claims are insured in the amount of \$1,000,000 per occurrence, up to a maximum aggregate of \$60,000,000.

The Center maintains commercial property insurance on buildings and buildings contents in the amount of \$12,523,801 with supplemental coverage for computers and classroom equipment in the amount of \$500,000.

Other insurance includes hired non-owned auto coverage for employees using their vehicles for Center business.

Settled claims have not exceeded this commercial coverage in any of the past three fiscal years. There has been no significant reduction in coverage from the prior fiscal year.

B. Workers' Compensation

Effective July 1, 2012, the Center became self-insured in an effort to control claims and costs related to injured workers' compensation. The Center pays into a self-insurance internal service fund a percentage of the covered employees' salaries. The rate is fixed and determined annually based on claims experience. The Center contracts with a third party to manage claims and also purchased stop-loss coverage for claims exceeding \$500,000.

The claims liability of \$8,853 at June 30, 2019, is based on an estimate provided by the third party administrators and the requirements of GASB Statement No. 10, "Accounting and Financial Reporting for Risk Financing and Related Insurance Issues", as amended by GASB Statement No. 30, "Risk Financing Omnibus", which requires that a liability for unpaid claims costs, including estimates of costs relating to incurred but not reported claims, be accrued at the estimated ultimate cost of settling the claims.

The change in claims activity for the past two fiscal years is as follows:

	Balance <u>June 30, 2019</u>	Balance <u>June 30, 2018</u>
Claims liability at beginning of fiscal year	\$ 11,594	\$ 12,047
Incurred claims	100,054	76,660
Claims paid	<u>(102,795)</u>	<u>(77,113)</u>
Claims liability at end of fiscal year	<u>\$ 8,853</u>	<u>\$ 11,594</u>

**EDUCATIONAL SERVICE CENTER OF CENTRAL OHIO
FRANKLIN COUNTY, OHIO**

NOTES TO THE BASIC FINANCIAL STATEMENTS
FOR THE FISCAL YEAR ENDED JUNE 30, 2019

NOTE 10 - RISK MANAGEMENT - (Continued)

C. Health and Dental Insurance

Effective March 1, 2014, the Center is a member of the Optimal Health Initiatives Consortium to provide employee health and dental insurance. The Center pays 80% of contributions and employees pay 20%. See page 27 for a description of the Optimal Health Initiatives Consortium.

NOTE 11 - COMPENSATED ABSENCES

The criteria for determining vested vacation and sick leave components are derived from Center policy and State laws. Only administrative and support personnel who are under a full year contract are eligible for vacation time.

The Superintendent and Treasurer receive thirty days of vacation per year. Certified employees on an eleven month contract receive ten days per year. All other full time employees earn up to twenty days of vacation per year, depending upon length of service. Accumulated, unused vacation time is paid to employees upon termination of employment.

Classified personnel accumulate vacation based on the following schedule:

<u>Years of Service</u>	<u>Vacation Days</u>
1 - 9	12
10 - 19	15
20 - Beyond	20

Each employee earns sick leave at the rate of one and one-quarter days per month. Sick leave shall accumulate during active employment on a continuous year-to-year basis.

For all employees, retirement severance is paid to each employee retiring from the Center at a per diem rate of the annual salary at the time of retirement. The dollar amount of severance pay is calculated based on twenty-five percent of the employee's accumulated sick leave at the time of his/her retirement up to a maximum of thirty days for employees with less than eight years of service and a maximum of fifty days for employees with eight years or more of service, with the exception of the Superintendent and former Superintendent of Delaware Union Educational Service Center who have no maximum.

NOTE 12 - DEFINED BENEFIT PENSION PLANS

Net Pension Liability

The net pension liability reported on the statement of net position represents a liability to employees for pensions. Pensions are a component of exchange transactions—between an employer and its employees—of salaries and benefits for employee services. Pensions are provided to an employee—on a deferred-payment basis—as part of the total compensation package offered by an employer for employee services each financial period. The obligation to sacrifice resources for pensions is a present obligation because it was created as a result of employment exchanges that already have occurred.

**EDUCATIONAL SERVICE CENTER OF CENTRAL OHIO
FRANKLIN COUNTY, OHIO**

NOTES TO THE BASIC FINANCIAL STATEMENTS
FOR THE FISCAL YEAR ENDED JUNE 30, 2019

NOTE 12 - DEFINED BENEFIT PENSION PLANS - (Continued)

The net pension liability represents the Center’s proportionate share of each pension plan’s collective actuarial present value of projected benefit payments attributable to past periods of service, net of each pension plan’s fiduciary net position. The net pension liability calculation is dependent on critical long-term variables, including estimated average life expectancies, earnings on investments, cost of living adjustments and others. While these estimates use the best information available, unknowable future events require adjusting this estimate annually.

The Ohio Revised Code limits the Center’s obligation for this liability to annually required payments. The Center cannot control benefit terms or the manner in which pensions are financed; however, the Center does receive the benefit of employees’ services in exchange for compensation including pension.

GASB 68 assumes the liability is solely the obligation of the employer, because (1) they benefit from employee services; and (2) State statute requires all funding to come from these employers. All contributions to date have come solely from these employers (which also includes costs paid in the form of withholdings from employees). State statute requires the pension plans to amortize unfunded liabilities within 30 years. If the amortization period exceeds 30 years, each pension plan’s board must propose corrective action to the State legislature. Any resulting legislative change to benefits or funding could significantly affect the net pension liability. Resulting adjustments to the net pension liability would be effective when the changes are legally enforceable.

The proportionate share of each plan’s unfunded benefits is presented as a long-term *net pension liability* on the accrual basis of accounting. Any liability for the contractually-required pension contribution outstanding at the end of the year is included in *due to other governments* on both the accrual and modified accrual bases of accounting.

Plan Description - School Employees Retirement System (SERS)

Plan Description - The Center non-teaching employees participate in SERS, a cost-sharing multiple-employer defined benefit pension plan administered by SERS. SERS provides retirement, disability and survivor benefits, annual cost-of-living adjustments, and death benefits to plan members and beneficiaries. Authority to establish and amend benefits is provided by Ohio Revised Code Chapter 3309. SERS issues a publicly available, stand-alone financial report that includes financial statements, required supplementary information and detailed information about SERS’ fiduciary net position. That report can be obtained by visiting the SERS website at www.ohsers.org under Employers/Audit Resources.

Age and service requirements for retirement are as follows:

	Eligible to Retire on or before August 1, 2017 *	Eligible to Retire after August 1, 2017
Full benefits	Age 65 with 5 years of services credit; or Any age with 30 years of service credit	Age 67 with 10 years of service credit; or Age 57 with 30 years of service credit
Actuarially reduced benefits	Age 60 with 5 years of service credit; or Age 55 with 25 years of service credit	Age 62 with 10 years of service credit; or Age 60 with 25 years of service credit

* Members with 25 years of service credit as of August 1, 2017, will be included in this plan.

**EDUCATIONAL SERVICE CENTER OF CENTRAL OHIO
FRANKLIN COUNTY, OHIO**

NOTES TO THE BASIC FINANCIAL STATEMENTS
FOR THE FISCAL YEAR ENDED JUNE 30, 2019

NOTE 12 - DEFINED BENEFIT PENSION PLANS - (Continued)

Annual retirement benefits are calculated based on final average salary multiplied by a percentage that varies based on years of service; 2.2% for the first thirty years of service and 2.5% for years of service credit over 30. Final average salary is the average of the highest three years of salary.

Effective January 1, 2018, SERS cost-of-living adjustment (COLA) changed from a fixed 3% annual increase to one based on the Consumer Price Index (CPI-W) with a cap of 2.5% and a floor of 0%. SERS also has the authority to award or suspend the COLA, or to adjust the COLA above or below CPI-W. SERS suspended the COLA increases for 2018, 2019 and 2020 for current retirees, and confirmed their intent to implement a four-year waiting period for the state of a COLA for future retirees.

Funding Policy - Plan members are required to contribute 10% of their annual covered salary and the Center is required to contribute 14% of annual covered payroll. The contribution requirements of plan members and employers are established and may be amended by the SERS' Retirement Board up to statutory maximum amounts of 10% for plan members and 14% for employers. The Retirement Board, acting with the advice of the actuary, allocates the employer contribution rate among four of the System's funds (Pension Trust Fund, Death Benefit Fund, Medicare B Fund, and Health Care Fund). For the fiscal year ended June 30, 2019, the allocation to pension, death benefits, and Medicare B was 13.5%. The remaining 0.5% of the employer contribution rate was allocated to the Health Care Fund.

The Center's contractually required contribution to SERS was \$742,720 for fiscal year 2019. Of this amount, \$44,911 is reported as due to other governments.

Plan Description - State Teachers Retirement System (STRS)

Plan Description - Licensed teachers participate in STRS Ohio, a cost-sharing multiple-employer public employee retirement system administered by STRS. STRS provides retirement and disability benefits to members and death and survivor benefits to beneficiaries. STRS issues a stand-alone financial report that includes financial statements, required supplementary information and detailed information about STRS' fiduciary net position. That report can be obtained by writing to STRS, 275 E. Broad St., Columbus, OH 43215-3771, by calling (888) 227-7877, or by visiting the STRS website at www.strsoh.org.

New members have a choice of three retirement plans; a Defined Benefit (DB) Plan, a Defined Contribution (DC) Plan and a Combined Plan. Benefits are established by Ohio Revised Code Chapter 3307. The DB Plan offers an annual retirement allowance based on final average salary multiplied by a percentage that varies based on years of service. Effective August 1, 2015, the calculation will be 2.2% of final average salary for the five highest years of earnings multiplied by all years of service. Effective July 1, 2017, the cost-of-living adjustment was reduced to zero. Members are eligible to retire at age 60 with five years of qualifying service credit, or age 55 with 26 years of service, or 31 years of service regardless of age. Eligibility changes will be phased in until August 1, 2026, when retirement eligibility for unreduced benefits will be five years of service credit and age 65, or 35 years of service credit and at least age 60.

The DC Plan allows members to place all their member contributions and 9.53% of the 14% employer contributions into an investment account. Investment allocation decisions are determined by the member. The remaining 4.47% of the 14% employer rate is allocated to the defined benefit unfunded liability. A member is eligible to receive a retirement benefit at age 50 and termination of employment. The member may elect to receive a lifetime monthly annuity or a lump sum withdrawal.

**EDUCATIONAL SERVICE CENTER OF CENTRAL OHIO
FRANKLIN COUNTY, OHIO**

**NOTES TO THE BASIC FINANCIAL STATEMENTS
FOR THE FISCAL YEAR ENDED JUNE 30, 2019**

NOTE 12 - DEFINED BENEFIT PENSION PLANS - (Continued)

The Combined Plan offers features of both the DB Plan and the DC Plan. In the Combined Plan, 12% of the 14% member rate goes to the DC Plan and the remaining 2% is applied to the DB Plan. Member contributions to the DC Plan are allocated among investment choices by the member, and contributions to the DB Plan from the employer and the member are used to fund the defined benefit payment at a reduced level from the regular DB Plan. The defined benefit portion of the Combined Plan payment is payable to a member on or after age 60 with five years of service. The defined contribution portion of the account may be taken as a lump sum payment or converted to a lifetime monthly annuity after termination of employment at age 50 or later.

New members who choose the DC Plan or Combined Plan will have another opportunity to reselect a permanent plan during their fifth year of membership. Members may remain in the same plan or transfer to another STRS plan. The optional annuitization of a member's defined contribution account or the defined contribution portion of a member's Combined Plan account to a lifetime benefit results in STRS bearing the risk of investment gain or loss on the account. STRS has therefore included all three plan options as one defined benefit plan for GASB 68 reporting purposes.

A DB or Combined Plan member with five or more years of credited service who is determined to be disabled may qualify for a disability benefit. Eligible survivors of members who die before service retirement may qualify for monthly benefits. New members on or after July 1, 2013, must have at least ten years of qualifying service credit to apply for disability benefits. Members in the DC Plan who become disabled are entitled only to their account balance. If a member of the DC Plan dies before retirement benefits begin, the member's designated beneficiary is entitled to receive the member's account balance.

Funding Policy - Employer and member contribution rates are established by the State Teachers Retirement Board and limited by Chapter 3307 of the Ohio Revised Code. For fiscal year 2019, plan members were required to contribute 14% of their annual covered salary. The Center was required to contribute 14%; the entire 14% was the portion used to fund pension obligations. The fiscal year 2019 contribution rates were equal to the statutory maximum rates.

The Center's contractually required contribution to STRS was \$2,734,571 for fiscal year 2019. Of this amount, \$404,033 is reported as due to other governments.

Pension Liabilities, Pension Expense, and Deferred Outflows of Resources and Deferred Inflows of Resources Related to Pensions

The net pension liability was measured as of June 30, 2018, and the total pension liability used to calculate the net pension liability was determined by an actuarial valuation as of that date. The Center's proportion of the net pension liability was based on the Center's share of contributions to the pension plan relative to the projected contributions of all participating entities.

**EDUCATIONAL SERVICE CENTER OF CENTRAL OHIO
FRANKLIN COUNTY, OHIO**

NOTES TO THE BASIC FINANCIAL STATEMENTS
FOR THE FISCAL YEAR ENDED JUNE 30, 2019

NOTE 12 - DEFINED BENEFIT PENSION PLANS - (Continued)

Following is information related to the proportionate share and pension expense:

	<u>SERS</u>	<u>STRS</u>	<u>Total</u>
Proportion of the net pension liability prior measurement date	0.17405680%	0.16419262%	
Proportion of the net pension liability current measurement date	<u>0.16511640%</u>	<u>0.15900265%</u>	
Change in proportionate share	<u>-0.00894040%</u>	<u>-0.00518997%</u>	
Proportionate share of the net pension liability	\$ 9,456,522	\$ 34,961,113	\$ 44,417,635
Pension expense	\$ (350,405)	\$ 3,037,628	\$ 2,687,223

At June 30, 2019, the Center reported deferred outflows of resources and deferred inflows of resources related to pensions from the following sources:

	<u>SERS</u>	<u>STRS</u>	<u>Total</u>
Deferred outflows of resources			
Differences between expected and actual experience	\$ 518,632	\$ 807,012	\$ 1,325,644
Changes of assumptions	213,550	6,195,769	6,409,319
Difference between employer contributions and proportionate share of contributions/ change in proportionate share	-	576,198	576,198
Contributions subsequent to the measurement date	<u>742,720</u>	<u>2,734,571</u>	<u>3,477,291</u>
Total deferred outflows of resources	<u>\$ 1,474,902</u>	<u>\$ 10,313,550</u>	<u>\$ 11,788,452</u>
Deferred inflows of resources			
Differences between expected and actual experience	\$ -	\$ 228,317	\$ 228,317
Net difference between projected and actual earnings on pension plan investments	262,015	2,120,003	2,382,018
Difference between employer contributions and proportionate share of contributions/ change in proportionate share	<u>1,010,226</u>	<u>2,229,490</u>	<u>3,239,716</u>
Total deferred inflows of resources	<u>\$ 1,272,241</u>	<u>\$ 4,577,810</u>	<u>\$ 5,850,051</u>

\$3,477,291 reported as deferred outflows of resources related to pension resulting from Center contributions subsequent to the measurement date will be recognized as a reduction of the net pension liability in the year ending June 30, 2020.

**EDUCATIONAL SERVICE CENTER OF CENTRAL OHIO
FRANKLIN COUNTY, OHIO**

NOTES TO THE BASIC FINANCIAL STATEMENTS
FOR THE FISCAL YEAR ENDED JUNE 30, 2019

NOTE 12 - DEFINED BENEFIT PENSION PLANS - (Continued)

Other amounts reported as deferred outflows of resources and deferred inflows of resources related to pension will be recognized in pension expense as follows:

Fiscal Year Ending June 30:	<u>SERS</u>	<u>STRS</u>	<u>Total</u>
2020	\$ 18,331	\$ 2,677,692	\$ 2,696,023
2021	(167,694)	1,119,022	951,328
2022	(310,337)	(148,377)	(458,714)
2023	(80,359)	(647,168)	(727,527)
Total	<u>\$ (540,059)</u>	<u>\$ 3,001,169</u>	<u>\$ 2,461,110</u>

Actuarial Assumptions - SERS

SERS' total pension liability was determined by their actuaries in accordance with GASB Statement No. 67, as part of their annual actuarial valuation for each defined benefit retirement plan. Actuarial valuations of an ongoing plan involve estimates of the value of reported amounts (e.g., salaries, credited service) and assumptions about the probability of occurrence of events far into the future (e.g., mortality, disabilities, retirements, employment termination). Actuarially determined amounts are subject to continual review and potential modifications, as actual results are compared with past expectations and new estimates are made about the future.

Projections of benefits for financial reporting purposes are based on the substantive plan (the plan as understood by the employers and plan members) and include the types of benefits provided at the time of each valuation and the historical pattern of sharing benefit costs between the employers and plan members to that point. The projection of benefits for financial reporting purposes does not explicitly incorporate the potential effects of legal or contractual funding limitations.

Actuarial calculations reflect a long-term perspective. For a newly hired employee, actuarial calculations will take into account the employee's entire career with the employer and also take into consideration the benefits, if any, paid to the employee after termination of employment until the death of the employee and any applicable contingent annuitant. In many cases actuarial calculations reflect several decades of service with the employer and the payment of benefits after termination.

Key methods and assumptions used in calculating the total pension liability in the latest actuarial valuation, prepared as of June 30, 2018, are presented below:

Wage inflation	3.00%
Future salary increases, including inflation	3.50% to 18.20%
COLA or ad hoc COLA	2.50%, on and after April 1, 2018, COLA's for future retirees will be delayed for three years following commencement
Investment rate of return	7.50% net of investments expense, including inflation
Actuarial cost method	Entry age normal (level percent of payroll)

**EDUCATIONAL SERVICE CENTER OF CENTRAL OHIO
FRANKLIN COUNTY, OHIO**

NOTES TO THE BASIC FINANCIAL STATEMENTS
FOR THE FISCAL YEAR ENDED JUNE 30, 2019

NOTE 12 - DEFINED BENEFIT PENSION PLANS - (Continued)

For 2018, the mortality rates were based on the RP-2014 Blue Collar Mortality Table with fully generational projection and a five-year age set-back for both males and females. Mortality among service retired members, and beneficiaries were based upon the RP-2014 Blue Collar Mortality Table with fully generational projection with Scale BB, 120% of male rates, and 110% of female rates. Mortality among disabled members was based upon the RP-2000 Disabled Mortality Table, 90% for male rates and 100% for female rates, set back five years is used for the period after disability retirement.

The most recent experience study was completed for the five year period ended June 30, 2015.

The long-term return expectation for the Pension Plan Investments has been determined using a building-block approach and assumes a time horizon, as defined in SERS' *Statement of Investment Policy*. A forecasted rate of inflation serves as the baseline for the return expectation. Various real return premiums over the baseline inflation rate have been established for each asset class. The long-term expected nominal rate of return has been determined by calculating a weighted average of the expected real return premiums for each asset class, adding the projected inflation rate, and adding the expected return from rebalancing uncorrelated asset classes.

The target allocation and best estimates of arithmetic real rates of return for each major assets class are summarized in the following table:

Asset Class	Target Allocation	Long Term Expected Real Rate of Return
Cash	1.00 %	0.50 %
US Equity	22.50	4.75
International Equity	22.50	7.00
Fixed Income	19.00	1.50
Private Equity	10.00	8.00
Real Assets	15.00	5.00
Multi-Asset Strategies	10.00	3.00
Total	<u>100.00 %</u>	

Discount Rate - The total pension liability was calculated using the discount rate of 7.50%. The projection of cash flows used to determine the discount rate assumed the contributions from employers and from the members would be computed based on contribution requirements as stipulated by State statute. Projected inflows from investment earning were calculated using the long-term assumed investment rate of return (7.50%). Based on those assumptions, the plan's fiduciary net position was projected to be available to make all future benefit payments of current plan members. Therefore, the long-term expected rate of return on pension plan investments was applied to all periods of projected benefits to determine the total pension liability.

Sensitivity of the Center's Proportionate Share of the Net Pension Liability to Changes in the Discount Rate - Net pension liability is sensitive to changes in the discount rate, and to illustrate the potential impact the following table presents the net pension liability calculated using the discount rate of 7.50%, as well as what each plan's net pension liability would be if it were calculated using a discount rate that is one percentage point lower (6.50%), or one percentage point higher (8.50%) than the current rate.

**EDUCATIONAL SERVICE CENTER OF CENTRAL OHIO
FRANKLIN COUNTY, OHIO**

NOTES TO THE BASIC FINANCIAL STATEMENTS
FOR THE FISCAL YEAR ENDED JUNE 30, 2019

NOTE 12 - DEFINED BENEFIT PENSION PLANS - (Continued)

	1% Decrease (6.50%)	Current Discount Rate (7.50%)	1% Increase (8.50%)
ESC's proportionate share of the net pension liability	\$ 13,320,224	\$ 9,456,522	\$ 6,217,066

Actuarial Assumptions - STRS

Key methods and assumptions used in the latest actuarial valuation, reflecting experience study results used in the July 1, 2018, actuarial valuation are presented below:

	July 1, 2018
Inflation	2.50%
Projected salary increases	12.50% at age 20 to 2.50% at age 65
Investment rate of return	7.45%, net of investment expenses, including inflation
Payroll increases	3.00%
Cost-of-living adjustments (COLA)	0.0%, effective July 1, 2017

For the July 1, 2018, actuarial valuation, post-retirement mortality rates for healthy retirees are based on the RP-2014 Annuitant Mortality Table with 50% of rates through age 69, 70% of rates between ages 70 and 79, 90% of rates between ages 80 and 84, and 100% of rates thereafter, projected forward generationally using mortality improvement scale MP-2016. Post-retirement disabled mortality rates are based on the RP-2014 Disabled Mortality Table with 90% of rates for males and 100% of rates for females, projected forward generationally using mortality improvement scale MP-2016. Pre-retirement mortality rates are based on RP-2014 Employee Mortality Table, projected forward generationally using mortality improvement scale MP-2016.

Actuarial assumptions used in the July 1, 2018 valuation are based on the results of an actuarial experience study for the period July 1, 2011 through June 30, 2016.

**EDUCATIONAL SERVICE CENTER OF CENTRAL OHIO
FRANKLIN COUNTY, OHIO**

NOTES TO THE BASIC FINANCIAL STATEMENTS
FOR THE FISCAL YEAR ENDED JUNE 30, 2019

NOTE 12 - DEFINED BENEFIT PENSION PLANS - (Continued)

STRS Ohio's investment consultant develops an estimate range for the investment return assumption based on the target allocation adopted by the Retirement Board. The target allocation and long-term expected rate of return for each major asset class are summarized as follows:

Asset Class	Target Allocation**	Long Term Expected Real Rate of Return *
Domestic Equity	28.00 %	7.35 %
International Equity	23.00	7.55
Alternatives	17.00	7.09
Fixed Income	21.00	3.00
Real Estate	10.00	6.00
Liquidity Reserves	1.00	2.25
Total	<u>100.00 %</u>	

*10-Year geometric nominal returns, which include the real rate of return and inflation of 2.25% and does not include investment expenses. Over a 30-year period, STRS' investment consultant indicates that the above target allocations should generate a return above the actuarial rate of return, without net value added by management.

**The Target Allocation percentage is effective as of July 1, 2017. Target weights will be phased in over a 24-month period concluding on July 1, 2019.

Discount Rate - The discount rate used to measure the total pension liability was 7.45% as of June 30, 2018. The projection of cash flows used to determine the discount rate assumes member and employer contributions will be made at the statutory contribution rates in accordance with rate increases described above. For this purpose, only employer contributions that are intended to fund benefits of current plan members and their beneficiaries are included. Projected employer contributions that are intended to fund the service costs of future plan members and their beneficiaries, as well as projected contributions from future plan members, are not included. Based on those assumptions, STRS' fiduciary net position was projected to be available to make all projected future benefit payments to current plan members as of June 30, 2018. Therefore, the long-term expected rate of return on pension plan investments of 7.45% was applied to all periods of projected benefit payment to determine the total pension liability as of June 30, 2018.

Sensitivity of the Center's Proportionate Share of the Net Pension Liability to Changes in the Discount Rate - The following table presents the Center 's proportionate share of the net pension liability calculated using the current period discount rate assumption of 7.45%, as well as what the Center 's proportionate share of the net pension liability would be if it were calculated using a discount rate that is one-percentage-point lower (6.45%) or one-percentage-point higher (8.45%) than the current rate:

	1% Decrease (6.45%)	Current Discount Rate (7.45%)	1% Increase (8.45%)
Center's proportionate share of the net pension liability	\$ 51,056,103	\$ 34,961,113	\$ 21,338,887

**EDUCATIONAL SERVICE CENTER OF CENTRAL OHIO
FRANKLIN COUNTY, OHIO**

NOTES TO THE BASIC FINANCIAL STATEMENTS
FOR THE FISCAL YEAR ENDED JUNE 30, 2019

NOTE 13 - DEFINED BENEFIT OPEB PLANS

Net OPEB Liability/Asset

The net OPEB liability/asset reported on the statement of net position represents a liability/asset to employees for OPEB. OPEB is a component of exchange transactions—between an employer and its employees—of salaries and benefits for employee services. OPEB are provided to an employee—on a deferred-payment basis—as part of the total compensation package offered by an employer for employee services each financial period. The obligation to sacrifice resources for OPEB is a present obligation because it was created as a result of employment exchanges that already have occurred.

The net OPEB liability/asset represents the Center's proportionate share of each OPEB plan's collective actuarial present value of projected benefit payments attributable to past periods of service, net of each OPEB plan's fiduciary net position. The net OPEB liability/asset calculation is dependent on critical long-term variables, including estimated average life expectancies, earnings on investments, cost of living adjustments and others. While these estimates use the best information available, unknowable future events require adjusting these estimates annually.

The Ohio Revised Code limits the Center's obligation for this liability to annually required payments. The Center cannot control benefit terms or the manner in which OPEB are financed; however, the Center does receive the benefit of employees' services in exchange for compensation including OPEB.

GASB 75 assumes the liability is solely the obligation of the employer, because they benefit from employee services. OPEB contributions come from these employers and health care plan enrollees which pay a portion of the health care costs in the form of a monthly premium. The Ohio Revised Code permits, but does not require the retirement systems to provide healthcare to eligible benefit recipients. Any change to benefits or funding could significantly affect the net OPEB liability/asset. Resulting adjustments to the net OPEB liability/asset would be effective when the changes are legally enforceable. The retirement systems may allocate a portion of the employer contributions to provide for these OPEB benefits.

The proportionate share of each plan's unfunded benefits is presented as a long-term *net OPEB liability* or *net OPEB asset* on the accrual basis of accounting. Any liability for the contractually-required OPEB contribution outstanding at the end of the year is included in *due to other governments* on both the accrual and modified accrual bases of accounting.

Plan Description - School Employees Retirement System (SERS)

Health Care Plan Description - The Center contributes to the SERS Health Care Fund, administered by SERS for non-certificated retirees and their beneficiaries. For GASB 75 purposes, this plan is considered a cost-sharing other postemployment benefit (OPEB) plan. SERS' Health Care Plan provides healthcare benefits to eligible individuals receiving retirement, disability, and survivor benefits, and to their eligible dependents. Members who retire after June 1, 1986, need 10 years of service credit, exclusive of most types of purchased credit, to qualify to participate in SERS' health care coverage. In addition to age and service retirees, disability benefit recipients and beneficiaries who are receiving monthly benefits due to the death of a member or retiree, are eligible for SERS' health care coverage. Most retirees and dependents choosing SERS' health care coverage are over the age of 65 and therefore enrolled in a fully insured Medicare Advantage plan; however, SERS maintains a traditional, self-insured preferred provider organization for its non-Medicare retiree population. For both groups, SERS offers a self-insured prescription drug program. Health care is a benefit that is permitted, not mandated, by statute. The financial report of the Plan is included in the SERS Comprehensive Annual Financial Report which can be obtained on SERS' website at www.ohsers.org under Employers/Audit Resources.

**EDUCATIONAL SERVICE CENTER OF CENTRAL OHIO
FRANKLIN COUNTY, OHIO**

NOTES TO THE BASIC FINANCIAL STATEMENTS
FOR THE FISCAL YEAR ENDED JUNE 30, 2019

NOTE 13 - DEFINED BENEFIT OPEB PLANS - (Continued)

Access to health care for retirees and beneficiaries is permitted in accordance with Section 3309 of the Ohio Revised Code. The Health Care Fund was established and is administered in accordance with Internal Revenue Code Section 105(e). SERS' Retirement Board reserves the right to change or discontinue any health plan or program. Active employee members do not contribute to the Health Care Plan. The SERS Retirement Board established the rules for the premiums paid by the retirees for health care coverage for themselves and their dependents or for their surviving beneficiaries. Premiums vary depending on the plan selected, qualified years of service, Medicare eligibility, and retirement status.

Funding Policy - State statute permits SERS to fund the health care benefits through employer contributions. Each year, after the allocation for statutorily required pensions and benefits, the Retirement Board may allocate the remainder of the employer contribution of 14% of covered payroll to the Health Care Fund in accordance with the funding policy. For fiscal year 2019, 0.5% of covered payroll was made to health care. An additional health care surcharge on employers is collected for employees earning less than an actuarially determined minimum compensation amount, pro-rated if less than a full year of service credit was earned. For fiscal year 2019, this amount was \$21,600. Statutes provide that no employer shall pay a health care surcharge greater than 2% of that employer's SERS-covered payroll; nor may SERS collect in aggregate more than 1.5% of the total statewide SERS-covered payroll for the health care surcharge. For fiscal year 2019, the Center's surcharge obligation was \$27,433.

The surcharge added to the allocated portion of the 14% employer contribution rate is the total amount assigned to the Health Care Fund. The Center's contractually required contribution to SERS was \$54,941 for fiscal year 2019. Of this amount, \$29,096 is reported as due to other governments.

Plan Description - State Teachers Retirement System (STRS)

Plan Description - The State Teachers Retirement System of Ohio (STRS) administers a cost-sharing Health Plan administered for eligible retirees who participated in the defined benefit or combined pension plans offered by STRS. Ohio law authorizes STRS to offer this plan. Benefits include hospitalization, physicians' fees, prescription drugs and partial reimbursement of monthly Medicare Part B premiums. Medicare Part B premium reimbursements will be discontinued effective January 1, 2020. The Plan is included in the report of STRS which can be obtained by visiting www.strsoh.org or by calling (888) 227-7877.

Funding Policy - Ohio Revised Code Chapter 3307 authorizes STRS to offer the Plan and gives the Retirement Board discretionary authority over how much, if any, of the health care costs will be absorbed by STRS. Active employee members do not contribute to the Health Care Plan. Nearly all health care plan enrollees, for the most recent year, pay a portion of the health care costs in the form of a monthly premium. Under Ohio law, funding for post-employment health care may be deducted from employer contributions, currently 14% of covered payroll. For the fiscal year ended June 30, 2019, STRS did not allocate any employer contributions to post-employment health care.

**EDUCATIONAL SERVICE CENTER OF CENTRAL OHIO
FRANKLIN COUNTY, OHIO**

NOTES TO THE BASIC FINANCIAL STATEMENTS
FOR THE FISCAL YEAR ENDED JUNE 30, 2019

NOTE 13 - DEFINED BENEFIT OPEB PLANS - (Continued)

OPEB Liabilities/Assets, OPEB Expense, and Deferred Outflows of Resources and Deferred Inflows of Resources Related to OPEB

The net OPEB liability/asset was measured as of June 30, 2018, and the total OPEB liability/asset used to calculate the net OPEB liability/asset was determined by an actuarial valuation as of that date. The Center's proportion of the net OPEB liability/asset was based on the ESC's share of contributions to the respective retirement systems relative to the contributions of all participating entities. Following is information related to the proportionate share and OPEB expense:

	<u>SERS</u>	<u>STRS</u>	<u>Total</u>
Proportion of the net OPEB liability prior measurement date	0.16353190%	0.16419262%	
Proportion of the net OPEB liability/asset current measurement date	<u>0.15741410%</u>	<u>0.15900265%</u>	
Change in proportionate share	<u>-0.00611780%</u>	<u>-0.00518997%</u>	
Proportionate share of the net OPEB liability	\$ 4,367,092	\$ -	\$ 4,367,092
Proportionate share of the net OPEB asset	\$ -	\$ 2,555,010	\$ 2,555,010
OPEB expense	\$ 14,089	\$ (5,592,907)	\$ (5,578,818)

At June 30, 2019, the Center reported deferred outflows of resources and deferred inflows of resources related to OPEB from the following sources:

	<u>SERS</u>	<u>STRS</u>	<u>Total</u>
Deferred outflows of resources			
Differences between expected and actual experience	\$ 71,286	\$ 298,430	\$ 369,716
Contributions subsequent to the measurement date	<u>54,941</u>	<u>-</u>	<u>54,941</u>
Total deferred outflows of resources	<u>\$ 126,227</u>	<u>\$ 298,430</u>	<u>\$ 424,657</u>

	<u>SERS</u>	<u>STRS</u>	<u>Total</u>
Deferred inflows of resources			
Differences between expected and actual experience	\$ -	\$ 148,863	\$ 148,863
Net difference between projected and actual earnings on OPEB plan investments	6,552	291,889	298,441
Changes of assumptions	392,350	3,481,406	3,873,756
Difference between employer contributions and proportionate share of contributions/change in proportionate share	<u>508,006</u>	<u>286,600</u>	<u>794,606</u>
Total deferred inflows of resources	<u>\$ 906,908</u>	<u>\$ 4,208,758</u>	<u>\$ 5,115,666</u>

**EDUCATIONAL SERVICE CENTER OF CENTRAL OHIO
FRANKLIN COUNTY, OHIO**

NOTES TO THE BASIC FINANCIAL STATEMENTS
FOR THE FISCAL YEAR ENDED JUNE 30, 2019

NOTE 13 - DEFINED BENEFIT OPEB PLANS - (Continued)

\$54,941 reported as deferred outflows of resources related to OPEB resulting from Center contributions subsequent to the measurement date will be recognized as a reduction of the net OPEB liability/asset in the year ending June 30, 2020. Other amounts reported as deferred outflows of resources and deferred inflows of resources related to OPEB will be recognized in OPEB expense as follows:

	SERS	STRS	Total
Fiscal Year Ending June 30:			
2020	\$ (361,171)	\$ (699,939)	\$ (1,061,110)
2021	(288,039)	(699,939)	(987,978)
2022	(56,449)	(699,939)	(756,388)
2023	(53,661)	(633,650)	(687,311)
2024	(54,114)	(610,396)	(664,510)
Thereafter	(22,188)	(566,465)	(588,653)
Total	\$ (835,622)	\$ (3,910,328)	\$ (4,745,950)

Actuarial Assumptions - SERS

The total OPEB liability is determined by SERS' actuaries in accordance with GASB Statement No. 74, as part of their annual actuarial valuation for each retirement plan. Actuarial valuations of an ongoing plan involve estimates of the value of reported amounts (e.g., salaries, credited service) and assumptions about the probability of occurrence of events far into the future (e.g., mortality, disabilities, retirements, employment terminations). Actuarially determined amounts are subject to continual review and potential modifications, as actual results are compared with past expectations and new estimates are made about the future.

Projections of benefits for financial reporting purposes are based on the substantive plan (the plan as understood by the employers and plan members) and include the types of benefits provided at the time of each valuation and the historical pattern of sharing benefit costs between the employers and plan members to that point. The projection of benefits for financial reporting purposes does not explicitly incorporate the potential effects of legal or contractual funding limitations.

Actuarial calculations reflect a long-term perspective. For a newly hired employee, actuarial calculations will take into account the employee's entire career with the employer and also take into consideration the benefits, if any, paid to the employee after termination of employment until the death of the employee and any applicable contingent annuitant. In many cases, actuarial calculations reflect several decades of service with the employer and the payment of benefits after termination.

**EDUCATIONAL SERVICE CENTER OF CENTRAL OHIO
FRANKLIN COUNTY, OHIO**

NOTES TO THE BASIC FINANCIAL STATEMENTS
FOR THE FISCAL YEAR ENDED JUNE 30, 2019

NOTE 13 - DEFINED BENEFIT OPEB PLANS - (Continued)

Key methods and assumptions used in calculating the total OPEB liability in the latest actuarial valuation date of June 30, 2018, are presented below:

Wage inflation	3.00%
Future salary increases, including inflation	3.50% to 18.20%
Investment rate of return	7.50% net of investments expense, including inflation
Municipal bond index rate:	
Measurement date	3.62%
Prior measurement date	3.56%
Single equivalent interest rate, net of plan investment expense, including price inflation:	
Measurement date	3.70%
Prior measurement date	3.63%
Medical trend assumption:	
Medicare	5.375 to 4.75%
Pre-Medicare	7.25 to 4.75%

Mortality rates were based on the RP-2014 Blue Collar Mortality Table with fully generational projection and Scale BB, 120% of male rates and 110% of female rates. RP-2000 Disabled Mortality Table with 90% for male rates and 100% for female rates set back five years.

The most recent experience study was completed for the five year period ended June 30, 2015.

The long-term expected rate of return on plan assets is reviewed as part of the actuarial five-year experience study. The most recent study covers fiscal years 2010 through 2015, and was adopted by the Board on April 21, 2016. Several factors are considered in evaluating the long-term rate of return assumption including long-term historical data, estimates inherent in current market data, and a log-normal distribution analysis in which best-estimate ranges of expected future real rates of return were developed by the investment consultant for each major asset class. These ranges were combined to produce the long-term expected rate of return, 7.50%, by weighting the expected future real rates of return by the target asset allocation percentage and then adding expected inflation. The capital market assumptions developed by the investment consultant are intended for use over a 10-year horizon and may not be useful in setting the long-term rate of return for funding pension plans which covers a longer timeframe. The assumption is intended to be a long-term assumption and is not expected to change absent a significant change in the asset allocation, a change in the inflation assumption, or a fundamental change in the market that alters expected returns in future years.

**EDUCATIONAL SERVICE CENTER OF CENTRAL OHIO
FRANKLIN COUNTY, OHIO**

NOTES TO THE BASIC FINANCIAL STATEMENTS
FOR THE FISCAL YEAR ENDED JUNE 30, 2019

NOTE 13 - DEFINED BENEFIT OPEB PLANS - (Continued)

The target asset allocation and best estimates of arithmetic real rates of return for each major asset class, as used in the June 30, 2015 five-year experience study, are summarized as follows:

Asset Class	Target Allocation	Long-Term Expected Real Rate of Return
Cash	1.00 %	0.50 %
US Equity	22.50	4.75
International Equity	22.50	7.00
Fixed Income	19.00	1.50
Private Equity	10.00	8.00
Real Assets	15.00	5.00
Multi-Asset Strategies	10.00	3.00
Total	<u>100.00 %</u>	

Discount Rate - The discount rate used to measure the total OPEB liability at June 30, 2018 was 3.70%. The discount rate used to measure total OPEB liability prior to June 30, 2018 was 3.63%. The projection of cash flows used to determine the discount rate assumed that contributions will be made from members and the System at the state statute contribution rate of 2.00% of projected covered employee payroll each year, which includes a 1.50% payroll surcharge and 0.50% of contributions from the basic benefits plan. Based on these assumptions, the OPEB plan's fiduciary net position was projected to become insufficient to make future benefit payments during the fiscal year ending June 30, 2026. Therefore, the long-term expected rate of return on OPEB plan assets was used to present value the projected benefit payments through the fiscal year ending June 30, 2025 and the Fidelity General Obligation 20-year Municipal Bond Index rate of 3.62%, as of June 30, 2018 (i.e. municipal bond rate), was used to present value the projected benefit payments for the remaining years in the projection. A municipal bond rate of 3.56% was used as of June 30, 2017. The total present value of projected benefit payments from all years was then used to determine the single rate of return that was used as the discount rate. The projection of future benefit payments for all current plan members was until the benefit payments ran out.

Sensitivity of the Center's Proportionate Share of the Net OPEB Liability to Changes in the Discount Rate and Changes in the Health Care Cost Trend Rates - The net OPEB liability is sensitive to changes in the discount rate and the health care cost trend rate. The following table presents the net OPEB liability of SERS, what SERS' net OPEB liability would be if it were calculated using a discount rate that is 1 percentage point lower (2.70%) and higher (4.70%) than the current discount rate (3.70%). Also shown is what SERS' net OPEB liability would be based on health care cost trend rates that are 1 percentage point lower (6.25% decreasing to 3.75%) and higher (8.25% decreasing to 5.75%) than the current rate.

	1% Decrease (2.70%)	Current Discount Rate (3.70%)	1% Increase (4.70%)
Center's proportionate share of the net OPEB liability	\$ 5,299,123	\$ 4,367,092	\$ 3,629,098

**EDUCATIONAL SERVICE CENTER OF CENTRAL OHIO
FRANKLIN COUNTY, OHIO**

NOTES TO THE BASIC FINANCIAL STATEMENTS
FOR THE FISCAL YEAR ENDED JUNE 30, 2019

NOTE 13 - DEFINED BENEFIT OPEB PLANS - (Continued)

	1% Decrease (6.25 % decreasing to 3.75 %)	Current Trend Rate (7.25 % decreasing to 4.75 %)	1% Increase (8.25 % decreasing to 5.75 %)
Center's proportionate share of the net OPEB liability	\$ 3,523,442	\$ 4,367,092	\$ 5,484,236

Actuarial Assumptions – STRS

Key methods and assumptions used in the latest actuarial valuation, reflecting experience study results used in the July 1, 2018, actuarial valuation, compared with July 1, 2017, are presented below:

	July 1, 2018	July 1, 2017
Inflation	2.50%	2.50%
Projected salary increases	12.50% at age 20 to 2.50% at age 65	12.50% at age 20 to 2.50% at age 65
Investment rate of return	7.45%, net of investment expenses, including inflation	7.45%, net of investment expenses, including inflation
Payroll increases	3.00%	3.00%
Cost-of-living adjustments (COLA)	0.00%	0.00%, effective July 1, 2017
Discounted rate of return	7.45%	N/A
Blended discount rate of return	N/A	4.13%
Health care cost trends		6 to 11% initial, 4.50% ultimate
	Initial	Ultimate
Medical		
Pre-Medicare	6.00%	4.00%
Medicare	5.00%	4.00%
Prescription Drug		
Pre-Medicare	8.00%	4.00%
Medicare	-5.23%	4.00%

Projections of benefits include the historical pattern of sharing benefit costs between the employers and retired plan members.

For healthy retirees the mortality rates are based on the RP-2014 Annuitant Mortality Table with 50% of rates through age 69, 70% of rates between ages 70 and 79, 90% of rates between ages 80 and 84, and 100% of rates thereafter, projected forward generationally using mortality improvement scale MP-2016. For disabled retirees, mortality rates are based on the RP-2014 Disabled Mortality Table with 90% of rates for males and 100% of rates for females, projected forward generationally using mortality improvement scale MP-2016.

Actuarial assumptions used in the June 30, 2018 valuation are based on the results of an actuarial experience study for the period July 1, 2011 through June 30, 2016.

**EDUCATIONAL SERVICE CENTER OF CENTRAL OHIO
FRANKLIN COUNTY, OHIO**

NOTES TO THE BASIC FINANCIAL STATEMENTS
FOR THE FISCAL YEAR ENDED JUNE 30, 2019

NOTE 13 - DEFINED BENEFIT OPEB PLANS - (Continued)

Assumption Changes Since the Prior Measurement Date - The discount rate was increased from the blended rate of 4.13% to the long-term expected rate of return of 7.45% based on the methodology defined under GASB Statement No. 74, Financial Reporting for Postemployment Benefit Plans Other Than Pension Plans (OPEB). Valuation year per capita health care costs were updated.

Benefit Term Changes Since the Prior Measurement Date - The subsidy multiplier for non-Medicare benefit recipients was increased from 1.90% to 1.944% per year of service effective January 1, 2019. The non-Medicare frozen subsidy base premium was increased effective January 1, 2019 and all remaining Medicare Part B premium reimbursements will be discontinued beginning January 1, 2020.

STRS' investment consultant develops an estimate range for the investment return assumption based on the target allocation adopted by the Retirement Board. The target allocation and long-term expected rate of return for each major asset class are summarized as follows:

Asset Class	Target Allocation**	Long Term Expected Real Rate of Return *
Domestic Equity	28.00 %	7.35 %
International Equity	23.00	7.55
Alternatives	17.00	7.09
Fixed Income	21.00	3.00
Real Estate	10.00	6.00
Liquidity Reserves	1.00	2.25
Total	<u>100.00 %</u>	

*10-Year geometric nominal returns, which include the real rate of return and inflation of 2.25% and does not include investment expenses. Over a 30-year period, STRS' investment consultant indicates that the above target allocations should generate a return above the actuarial rate of return, without net value added by management.

** The Target Allocation percentage is effective as of July 1, 2017. Target weights will be phased in over a 24-month period concluding on July 1, 2019.

Discount Rate - The discount rate used to measure the total OPEB asset was 7.45% as of June 30, 2018. A discount rate used to measure the total OPEB liability was 4.13% as of June 30, 2017. The projection of cash flows used to determine the discount rate assumes STRS Ohio continues to allocate no employer contributions to the health care fund. Based on these assumptions, the OPEB plan's fiduciary net position was projected to be available to make all projected future benefit payments to current plan members. Therefore, the long-term expected rate of return on health care plan investments of 7.45% was used to measure the total OPEB asset as of June 30, 2018.

Sensitivity of the Center's Proportionate Share of the Net OPEB Asset to Changes in the Discount and Health Care Cost Trend Rate - The following table represents the net OPEB asset as of June 30, 2018, calculated using the current period discount rate assumption of 7.45%, as well as what the net OPEB asset would be if it were calculated using a discount rate that is one percentage point lower (6.45%) or one percentage point higher (8.45%) than the current assumption. Also shown is the net OPEB asset as if it were calculated using health care cost trend rates that are one percentage point lower or one percentage point higher than the current health care cost trend rates.

**EDUCATIONAL SERVICE CENTER OF CENTRAL OHIO
FRANKLIN COUNTY, OHIO**

NOTES TO THE BASIC FINANCIAL STATEMENTS
FOR THE FISCAL YEAR ENDED JUNE 30, 2019

NOTE 13 - DEFINED BENEFIT OPEB PLANS - (Continued)

	1% Decrease (6.45%)	Current Discount Rate (7.45%)	1% Increase (8.45%)
Center's proportionate share of the net OPEB asset	\$ 2,189,883	\$ 2,555,010	\$ 2,861,882
	1% Decrease	Current Trend Rate	1% Increase
Center's proportionate share of the net OPEB asset	\$ 2,844,559	\$ 2,555,010	\$ 2,260,951

NOTE 14 - STATE FUNDING

The Center is funded by the State Department of Education for the cost of Part (A) of their budget. This funding is provided from state resources. Part (B) of the budget is provided by the school districts to which the Center provided services and by the State Department of Education. Each school district's portion is determined by multiplying the average daily membership of the school district (the total number of students enrolled) by \$6.50. This amount is deducted by the State Department of Education from that school district's resources provided under the State's Foundation Program. The Department of Education's portion is determined by multiplying the sum of the average daily memberships of all of the school districts served by the Center by \$27. This amount is provided from State resources.

If additional funding is needed for the Center, and if a majority of the Boards of Education of the school districts served by the Center approve, the cost of Part (B) of the budget can be increased. The portion that is in excess of the original funding calculation is shared by all of the school districts served by the Center through additional reductions in their resources provided through the State Foundation Program. The State Governing Board initiates and supervises the procedure under which the school districts approve or disapprove the additional apportionment.

NOTE 15 - OPERATING LEASES - LESSEE DISCLOSURE

On November 16, 2012, the Center entered into a lease agreement on behalf of the Central Ohio Special Education Regional Resource Center with the Columbus City School District (the "Landlord") to rent space in the Glenmont Elementary School. The initial term of the lease was 36 months commencing September 1, 2012, and ending on August 31, 2015. The lease is currently ongoing on a month-to-month basis. Either party may terminate the lease with six months written notice provided the party seeking to terminate is not in default of the lease at the time notice is provided or at any time during the six month notice period.

NOTE 16 - CONTINGENCIES

A. Grants

The Center receives significant financial assistance from numerous federal, State and local agencies in the form of grants. The disbursement of funds received under these programs generally requires compliance with terms and conditions specified in the grant agreements and are subject to audit by the grantor agencies. Any disallowed claims resulting from such audits could become a liability of the Center. However, in the opinion of management, any such disallowed claims or expenditures will not have a material adverse effect on the financial position of the Center at June 30, 2019.

**EDUCATIONAL SERVICE CENTER OF CENTRAL OHIO
FRANKLIN COUNTY, OHIO**

NOTES TO THE BASIC FINANCIAL STATEMENTS
FOR THE FISCAL YEAR ENDED JUNE 30, 2019

NOTE 16 - CONTINGENCIES - (Continued)

B. Litigation

The Center is not a party to legal proceedings that would have a material effect, if any, on the financial condition of the Center.

NOTE 17 - OTHER COMMITMENTS

The Center utilizes encumbrance accounting as part of its budgetary controls. Encumbrances outstanding at fiscal year-end may be reported as part of restricted, committed, or assigned classifications of fund balance. At fiscal year end, the Center’s commitments for encumbrances in the governmental funds were as follows:

<u>Fund</u>	<u>Fiscal Year-End Encumbrances</u>
General fund	\$ 2,352,252
Nonmajor governmental	<u>1,565,212</u>
Total	<u>\$ 3,917,464</u>

NOTE 18 - EDUCATIONAL SERVICE CENTER COUNCIL OF GOVERNMENTS

The Educational Service Center Council of Governments (the “Council”) is a legally separate body politic and corporate that meets the definition of regional council of governments under Chapter 167 of the Ohio Revised Code. The Council is governed effective January 22, 2019 by a Governing Board consisting of one member designated by each of Gahanna-Jefferson Public School District, Groveport Madison Local District, Delaware City School District and two members designated by the Educational Service Center of Central Ohio (the “Center”). The Council provides employment services primarily to the Center.

Other School Districts, community schools and other political subdivisions that have entered into service agreements with the Council shall automatically be members of the Council’s Advisory Committee during the terms of such agreements. The Treasurer of the Center is also the Treasurer of the Council. Due to the nature and significance of the Council’s relationship with the Center, the Council has been determined to be a discretely presented component unit and has been included as part of the Center’s basic financial statements.

The Council participates in a public entity shared risk pool to provide health and dental benefits to its employees. See Note 18.J for additional detail.

A. Summary of Significant Accounting Policies

Accounting Basis - The basic financial statements of the Council have been prepared in conformity with accounting principles generally accepted in the United States of America (GAAP) as applied to governmental units. The Governmental Accounting Standards Board (GASB) is the accepted standard-setting body for establishing governmental accounting and financial reporting principles. Following are the more significant of the Council’s accounting policies.

**EDUCATIONAL SERVICE CENTER OF CENTRAL OHIO
FRANKLIN COUNTY, OHIO**

NOTES TO THE BASIC FINANCIAL STATEMENTS
FOR THE FISCAL YEAR ENDED JUNE 30, 2019

NOTE 18 - EDUCATIONAL SERVICE CENTER COUNCIL OF GOVERNMENTS - (Continued)

Basis of Presentation - The Council's basic financial statements consist of a statement of net position, a statement of revenues, expenses, and changes in net position, and a statement of cash flows. Enterprise accounting is used to account for operations that are financed and operated in a manner similar to private business enterprises, where the intent is that the costs (expenses, including depreciation) of providing goods or services to the general public on a continuing basis be financed or recovered primarily through user charges; or where it has been decided that periodic determination of revenues earned, expenses incurred, and net income is appropriate for capital maintenance, public policy, management control, accountability or other purposes.

Measurement Focus - The accounting and financial reporting treatment is determined by its measurement focus. Enterprise accounting uses a "flow of economic resources" measurement focus. With this measurement focus, all assets and deferred outflows of resources and all liabilities and deferred inflows of resources are included on the statement of net position.

Basis of Accounting - Basis of accounting determines when transactions are recorded in the financial records and reported on the financial statements. The Council's financial statements are prepared using the accrual basis of accounting. Revenues resulting from exchange transactions, in which each party gives and receives essentially equal value, are recorded when the exchange takes place. Revenues resulting from non-exchange transactions, in which the Council receives value without directly giving equal value in return, such as grants and entitlements, are recognized in the year when use is first permitted and all eligibility requirements have been met; eligibility requirements include matching requirements, in which the Council must provide local resources to be used for a specified purpose, and expenditures requirements, in which the resources are provided to the Council on a reimbursement basis. Expenses are recognized at the time they are incurred.

Budgetary Process - Regional Councils of Government are not subject to budgetary provisions set forth in the Ohio Revised Code Chapter 5705.

Cash, Cash Equivalents and Investments - Cash held by the Council is reflected as "cash and cash and equivalents" on the statement of net position. All monies received by the Council are maintained in demand deposit accounts or used to purchase investments. For internal accounting purposes, the Council segregates its cash. Investments with an original maturity of three months or less at the time they are purchased are presented on the financial statements as cash equivalents. Investments with an original maturity of more than three months are reported as investments.

Investments are reported at fair value, except for non-negotiable certificates of deposit, which are reported at cost. The Council's investments in fiscal year 2019 consisted of negotiable certificates of deposit (CDs) and U.S. Government obligations.

Restricted Assets - Assets are reported as restricted when limitations on their use change the nature or normal understanding of the availability of the asset. Restricted assets consist of investments and other assets held on behalf of other entities.

Prepayments - Certain payments to vendors reflect the costs applicable to future accounting periods and are recorded as prepaid items in the financial statements. These items are reported as assets on the statement of net position using the consumption method. A current asset for the prepaid amount is recorded at the time of the purchase and the expense is reported in the year in which services are consumed.

**EDUCATIONAL SERVICE CENTER OF CENTRAL OHIO
FRANKLIN COUNTY, OHIO**

NOTES TO THE BASIC FINANCIAL STATEMENTS
FOR THE FISCAL YEAR ENDED JUNE 30, 2019

NOTE 18 - EDUCATIONAL SERVICE CENTER COUNCIL OF GOVERNMENTS - (Continued)

Capital Assets - The Council maintains no capital assets.

Net Position - Net position represents the difference between assets and deferred outflows of resources and liabilities and deferred inflows of resources. Net position is reported as restricted when there are limitations imposed on its use either through the enabling legislation adopted by the Council or through external restrictions imposed by creditors, grantors or laws or regulations of other governments. The Council did not have any restricted net position at fiscal year-end.

The Council applies restricted resources first when an expense is incurred for purposes for which both restricted and unrestricted net position is available.

Compensated Absences - Vacation benefits are accrued as a liability as the benefits are earned if the employees' rights to receive compensation are attributable to services already rendered and it is probable that the Council will compensate the employees for the benefits through paid time off or some other means. The Council records a liability for accumulated unused vacation time when earned for all employees.

Sick leave benefits are accrued as a liability using the vesting method. The liability includes the employees who are currently eligible to receive termination benefits and those the Council has identified as probable of receiving payment in the future. The amount is based on accumulated sick leave and employees' wage rates at fiscal year-end, taking into consideration any limits specified in the Council's termination policy. The Council records a liability for accumulated unused sick leave for all employees age 52 years and older.

Accrued Liabilities and Long-Term Obligations - All payables, accrued liabilities and long-term obligations are reported in the financial statements.

Estimates - The preparation of financial statements in conformity with GAAP requires management to make estimates and assumptions that affect the amounts reported in the financial statements and accompanying notes. Actual results may differ from those estimates.

Operating Revenues and Expenses - Operating revenues are those revenues that are generally directly from the primary activities of the Council. Operating expenses are necessary costs incurred to provide the service that is the primary activity of the Council. All revenues and expenses not meeting this definition are reported as non-operating.

Extraordinary and Special Items - Extraordinary items are transactions or events that are both unusual in nature and infrequent in occurrence. Special items are transactions or events that are within the control of the Governing Board and that are either unusual in nature or infrequent in occurrence. The Council had no extraordinary or special items during fiscal year 2019.

Pensions/Other Postemployment Benefits (OPEB) - For purposes of measuring the net pension/OPEB liability, information about the fiduciary net position of the pension/OPEB plans and additions to/deductions from their fiduciary net position have been determined on the same basis as they are reported by the pension/OPEB plan. For this purpose, benefit payments (including refunds of employee contributions) are recognized when due and payable in accordance with the benefit terms. The pension/OPEB plans report investments at fair value.

**EDUCATIONAL SERVICE CENTER OF CENTRAL OHIO
FRANKLIN COUNTY, OHIO**

NOTES TO THE BASIC FINANCIAL STATEMENTS
FOR THE FISCAL YEAR ENDED JUNE 30, 2019

NOTE 18 - EDUCATIONAL SERVICE CENTER COUNCIL OF GOVERNMENTS - (Continued)

Fair Value - The Council categorizes its fair value measurements within the fair value hierarchy established by generally accepted accounting principles. The hierarchy is based on the valuation inputs used to measure the fair value of the asset. Level 1 inputs are quoted prices in active markets for identical assets; Level 2 inputs are significant other observable inputs; Level 3 inputs are significant unobservable inputs.

B. Accountability

Change in Accounting Principles - For fiscal year 2019, the Council has implemented GASB Statement No. 83, "Certain Asset Retirement Obligations" and GASB Statement No. 88, "Certain Disclosures Related to Debt, Including Direct Borrowings and Direct Placements".

GASB Statement No. 83 addresses accounting and financial reporting for certain asset retirement obligations (AROs). An ARO is a legally enforceable liability associated with the retirement of a tangible capital asset. A government that has legal obligations to perform future asset retirement activities related to its tangible capital assets should recognize a liability. The implementation of GASB Statement No. 83 did not have an effect on the financial statements of the Council.

GASB Statement No. 88 improves the information that is disclosed in notes to the basic financial statements related to debt, including direct borrowings and direct placements. It also clarifies which liabilities governments should include when disclosing information related to debt. The implementation of GASB Statement No. 88 did not have an effect on the financial statements of the Council.

C. Deposits and Investments

At June 30, 2019, the carrying amount of all Council deposits was \$3,201,243 and the bank balance of all Council deposits was \$3,275,577. Of the bank balance, \$250,000 was covered by the FDIC and \$3,025,577 was potentially exposed to custodial credit risk as discussed below because those deposits were uninsured and could be uncollateralized. Although all statutory requirements for the deposit of money had been followed, noncompliance with Federal requirements could potentially subject the Council to a successful claim by the FDIC.

Custodial credit risk is the risk that, in the event of bank failure, the Council's deposits may not be returned. The Council has no deposit policy for custodial risk beyond the requirements of State statute. Ohio law requires that deposits either be insured or protected by: (1) eligible securities pledged to the Council and deposited with a qualified trustee by the financial institution as security for repayment whose fair value at all times shall be at least 105 percent of the deposits being secured; or (2) participation in the Ohio Pooled Collateral System (OPCS), a collateral pool of eligible securities deposited with a qualified trustee and pledged to the Treasurer of State to secure the repayment of all public monies deposited in the financial institution. OPCS requires the total fair value of the securities pledged to be 102 percent of the deposits being secured or a rate set by the Treasurer of State. For 2019, the Council's financial institutions were approved for a reduced collateral rate of 50 percent through the OPCS.

**EDUCATIONAL SERVICE CENTER OF CENTRAL OHIO
FRANKLIN COUNTY, OHIO**

NOTES TO THE BASIC FINANCIAL STATEMENTS
FOR THE FISCAL YEAR ENDED JUNE 30, 2019

NOTE 18 - EDUCATIONAL SERVICE CENTER COUNCIL OF GOVERNMENTS - (Continued)

Investments - As of June 30, 2019, the Council had the following investments and maturities:

<u>Investment type</u>	<u>Fair Value</u>	<u>Investment Maturities</u>		<u>Percentage of Total</u>
		<u>12 months or less</u>	<u>Greater than 12 months</u>	
Negotiable CDs	\$ 651,030	\$ -	\$ 651,030	96.22
U.S. Government Obligations	25,563	25,563	-	3.78
	<u>\$ 676,593</u>	<u>\$ 25,563</u>	<u>\$ 651,030</u>	<u>100.00</u>

The weighted average maturity of investments is 1.36 years.

The Council's investments are valued using quoted market prices in markets that are not considered to be active, dealer quotations or alternative pricing sources for similar assets or liabilities for which all significant inputs are observable, either directly or indirectly (Level 2 inputs).

Interest Rate Risk: Interest rate risk is the possibility that changes in interest rates will adversely affect the fair value of an investment. The Council's investment policy places a five year limit on investment maturities as a means of managing its exposure to fair value losses arising from increasing interest rates.

Credit Risk: The Council's U.S. Government obligations were rated AA+ and Aaa by Standard & Poor's and Moody's Investor Services, respectively. The Negotiable CDs were not rated. The Council's investment policy does not specifically address credit risk beyond the adherence to all relevant sections of the Ohio Revised Code.

Custodial Credit Risk: For an investment, custodial credit risk is the risk that, in the event of the failure of the counterparty, the Council will not be able to recover the value of its investments or collateral securities that are in the possession of an outside party. The Council's investments are exposed to custodial credit risk in that they are uninsured, unregistered and held by the counterparty's trust department or agent but not in the Council's name. The Council has no investment policy dealing with investment custodial risk beyond the requirement in State statute that prohibits payment for investments prior to the delivery of the securities representing such investments to the Treasurer or qualified trustee.

Concentration of Credit Risk: The Council's investment policy places no limit on the percentage of the Council's portfolio that may be invested in any one issuer.

D. Receivables

Receivables at June 30, 2019 consist of amounts due from operations. \$639,358 is not expected to be collected within one year.

**EDUCATIONAL SERVICE CENTER OF CENTRAL OHIO
FRANKLIN COUNTY, OHIO**

NOTES TO THE BASIC FINANCIAL STATEMENTS
FOR THE FISCAL YEAR ENDED JUNE 30, 2019

NOTE 18 - EDUCATIONAL SERVICE CENTER COUNCIL OF GOVERNMENTS - (Continued)

E. Long-Term Obligations

The following is a summary of the Council's long-term obligations activity in fiscal year 2019:

	Balance June 30, 2018	Additions	Reductions	Balance June 30, 2019	Due Within One Year
Compensated absences	\$ 1,245,541	\$ 642,958	\$ (593,540)	\$ 1,294,959	\$ 646,360
Net pension liability	104,963,396	607,248	(2,441,539)	103,129,105	-
Net OPEB liability	30,087,928	1,965,776	(9,928,201)	22,125,503	-
Total	<u>\$ 136,296,865</u>	<u>\$ 3,215,982</u>	<u>\$ (12,963,280)</u>	<u>\$ 126,549,567</u>	<u>\$ 646,360</u>

F. Contingencies

There are currently no matters in litigation with the Council as plaintiff or defendant.

G. Risk Management

General Risk - The Council is exposed to various risks of loss related to torts, theft or damage, destruction of assets, errors and omissions, injuries to employees, and natural disasters. The Council has addressed the various types of risk by purchasing a comprehensive insurance policy through commercial carriers. General liability insurance is maintained in the amount of \$1,000,000 for each occurrence and \$3,000,000 in the aggregate. Cyber security claims are insured in the amount of \$1,000,000 per occurrence, up to a maximum aggregate of \$60,000,000. Settled claims have not exceeded this commercial coverage in any of the past three years and there has been no significant reduction in coverage from the prior year.

Workers' Compensation - Workers' compensation coverage is provided by the State of Ohio. The Council pays the Bureau of Workers' Compensation a premium based on a rate per \$100 of payroll. The rate is calculated based on accident history and administrative costs.

H. Defined Benefit Pension Plans

Net Pension Liability

The net pension liability reported on the statement of net position represents a liability to employees for pensions. Pensions are a component of exchange transactions—between an employer and its employees—of salaries and benefits for employee services. Pensions are provided to an employee—on a deferred-payment basis—as part of the total compensation package offered by an employer for employee services each financial period. The obligation to sacrifice resources for pensions is a present obligation because it was created as a result of employment exchanges that already have occurred.

The net pension liability represents the Council's proportionate share of each pension plan's collective actuarial present value of projected benefit payments attributable to past periods of service, net of each pension plan's fiduciary net position. The net pension liability calculation is dependent on critical long-term variables, including estimated average life expectancies, earnings on investments, cost of living adjustments and others. While these estimates use the best information available, unknowable future events require adjusting this estimate annually.

**EDUCATIONAL SERVICE CENTER OF CENTRAL OHIO
FRANKLIN COUNTY, OHIO**

NOTES TO THE BASIC FINANCIAL STATEMENTS
FOR THE FISCAL YEAR ENDED JUNE 30, 2019

NOTE 18 - EDUCATIONAL SERVICE CENTER COUNCIL OF GOVERNMENTS - (Continued)

The Ohio Revised Code limits the Council's obligation for this liability to annually required payments. The Council cannot control benefit terms or the manner in which pensions are financed; however, the Council does receive the benefit of employees' services in exchange for compensation including pension.

GASB 68 assumes the liability is solely the obligation of the employer, because (1) they benefit from employee services; and (2) State statute requires all funding to come from these employers. All contributions to date have come solely from these employers (which also includes costs paid in the form of withholdings from employees). State statute requires the pension plans to amortize unfunded liabilities within 30 years. If the amortization period exceeds 30 years, each pension plan's board must propose corrective action to the State legislature. Any resulting legislative change to benefits or funding could significantly affect the net pension liability. Resulting adjustments to the net pension liability would be effective when the changes are legally enforceable.

The proportionate share of each plan's unfunded benefits is presented as a long-term *net pension liability* on the accrual basis of accounting. Any liability for the contractually-required pension contribution outstanding at the end of the year is included in *due to other governments*.

Plan Description - School Employees Retirement System (SERS)

Plan Description - The Council non-teaching employees participate in SERS, a cost-sharing multiple-employer defined benefit pension plan administered by SERS. SERS provides retirement, disability and survivor benefits, annual cost-of-living adjustments, and death benefits to plan members and beneficiaries. Authority to establish and amend benefits is provided by Ohio Revised Code Chapter 3309. SERS issues a publicly available, stand-alone financial report that includes financial statements, required supplementary information and detailed information about SERS' fiduciary net position. That report can be obtained by visiting the SERS website at www.ohsers.org under Employers/Audit Resources.

Age and service requirements for retirement are as follows:

	Eligible to Retire on or before August 1, 2017 *	Eligible to Retire after August 1, 2017
Full benefits	Age 65 with 5 years of services credit; or Any age with 30 years of service credit	Age 67 with 10 years of service credit; or Age 57 with 30 years of service credit
Actuarially reduced benefits	Age 60 with 5 years of service credit; or Age 55 with 25 years of service credit	Age 62 with 10 years of service credit; or Age 60 with 25 years of service credit

* Members with 25 years of service credit as of August 1, 2017, will be included in this plan.

Annual retirement benefits are calculated based on final average salary multiplied by a percentage that varies based on years of service; 2.2% for the first thirty years of service and 2.5% for years of service credit over 30. Final average salary is the average of the highest three years of salary.

Effective January 1, 2018, SERS cost-of-living adjustment (COLA) changed from a fixed 3% annual increase to one based on the Consumer Price Index (CPI-W) with a cap of 2.5% and a floor of 0%. SERS also has the authority to award or suspend the COLA, or to adjust the COLA above or below CPI-W.

**EDUCATIONAL SERVICE CENTER OF CENTRAL OHIO
FRANKLIN COUNTY, OHIO**

NOTES TO THE BASIC FINANCIAL STATEMENTS
FOR THE FISCAL YEAR ENDED JUNE 30, 2019

NOTE 18 - EDUCATIONAL SERVICE CENTER COUNCIL OF GOVERNMENTS - (Continued)

SERS suspended the COLA increases for 2018, 2019 and 2020 for current retirees, and confirmed their intent to implement a four-year waiting period for the state of a COLA for future retirees.

Funding Policy - Plan members are required to contribute 10% of their annual covered salary and the Council is required to contribute 14% of annual covered payroll. The contribution requirements of plan members and employers are established and may be amended by the SERS' Retirement Board up to statutory maximum amounts of 10% for plan members and 14% for employers. The Retirement Board, acting with the advice of the actuary, allocates the employer contribution rate among four of the System's funds (Pension Trust Fund, Death Benefit Fund, Medicare B Fund, and Health Care Fund). For the fiscal year ended June 30, 2019, the allocation to pension, death benefits, and Medicare B was 13.5%. The remaining 0.5% of the employer contribution rate was allocated to the Health Care Fund.

The Council's contractually required contribution to SERS was \$4,065,642 for fiscal year 2019. Of this amount, \$235,723 is reported as due to other governments.

Plan Description - State Teachers Retirement System (STRS)

Plan Description - Licensed teachers participate in STRS Ohio, a cost-sharing multiple-employer public employee retirement system administered by STRS. STRS provides retirement and disability benefits to members and death and survivor benefits to beneficiaries. STRS issues a stand-alone financial report that includes financial statements, required supplementary information and detailed information about STRS' fiduciary net position. That report can be obtained by writing to STRS, 275 E. Broad St., Columbus, OH 43215-3771, by calling (888) 227-7877, or by visiting the STRS website at www.strsoh.org.

New members have a choice of three retirement plans; a Defined Benefit (DB) Plan, a Defined Contribution (DC) Plan and a Combined Plan. Benefits are established by Ohio Revised Code Chapter 3307. The DB Plan offers an annual retirement allowance based on final average salary multiplied by a percentage that varies based on years of service. Effective August 1, 2015, the calculation will be 2.2% of final average salary for the five highest years of earnings multiplied by all years of service. Effective July 1, 2017, the cost-of-living adjustment was reduced to zero. Members are eligible to retire at age 60 with five years of qualifying service credit, or age 55 with 26 years of service, or 31 years of service regardless of age. Eligibility changes will be phased in until August 1, 2026, when retirement eligibility for unreduced benefits will be five years of service credit and age 65, or 35 years of service credit and at least age 60.

The DC Plan allows members to place all their member contributions and 9.53% of the 14% employer contributions into an investment account. Investment allocation decisions are determined by the member. The remaining 4.47% of the 14% employer rate is allocated to the defined benefit unfunded liability. A member is eligible to receive a retirement benefit at age 50 and termination of employment. The member may elect to receive a lifetime monthly annuity or a lump sum withdrawal.

The Combined Plan offers features of both the DB Plan and the DC Plan. In the Combined Plan, 12% of the 14% member rate goes to the DC Plan and the remaining 2% is applied to the DB Plan. Member contributions to the DC Plan are allocated among investment choices by the member, and contributions to the DB Plan from the employer and the member are used to fund the defined benefit payment at a reduced level from the regular DB Plan. The defined benefit portion of the Combined Plan payment is payable to a member on or after age 60 with five years of service. The defined contribution portion of the account may be taken as a lump sum payment or converted to a lifetime monthly annuity after termination of employment at age 50 or later.

**EDUCATIONAL SERVICE CENTER OF CENTRAL OHIO
FRANKLIN COUNTY, OHIO**

NOTES TO THE BASIC FINANCIAL STATEMENTS
FOR THE FISCAL YEAR ENDED JUNE 30, 2019

NOTE 18 - EDUCATIONAL SERVICE CENTER COUNCIL OF GOVERNMENTS - (Continued)

New members who choose the DC Plan or Combined Plan will have another opportunity to reselect a permanent plan during their fifth year of membership. Members may remain in the same plan or transfer to another STRS plan. The optional annuitization of a member's defined contribution account or the defined contribution portion of a member's Combined Plan account to a lifetime benefit results in STRS bearing the risk of investment gain or loss on the account. STRS has therefore included all three plan options as one defined benefit plan for GASB 68 reporting purposes.

A DB or Combined Plan member with five or more years of credited service who is determined to be disabled may qualify for a disability benefit. Eligible survivors of members who die before service retirement may qualify for monthly benefits. New members on or after July 1, 2013, must have at least ten years of qualifying service credit to apply for disability benefits. Members in the DC Plan who become disabled are entitled only to their account balance. If a member of the DC Plan dies before retirement benefits begin, the member's designated beneficiary is entitled to receive the member's account balance.

Funding Policy - Employer and member contribution rates are established by the State Teachers Retirement Board and limited by Chapter 3307 of the Ohio Revised Code. For fiscal year 2019, plan members were required to contribute 14% of their annual covered salary. The Council was required to contribute 14%; the entire 14% was the portion used to fund pension obligations. The fiscal year 2019 contribution rates were equal to the statutory maximum rates.

The Council's contractually required contribution to STRS was \$4,646,976 for fiscal year 2019. Of this amount, \$296,783 is reported as due to other governments.

Pension Liabilities, Pension Expense, and Deferred Outflows of Resources and Deferred Inflows of Resources Related to Pensions

The net pension liability was measured as of June 30, 2018, and the total pension liability used to calculate the net pension liability was determined by an actuarial valuation as of that date. The Council's proportion of the net pension liability was based on the Council's share of contributions to the pension plan relative to the projected contributions of all participating entities.

Following is information related to the proportionate share and pension expense:

	<u>SERS</u>	<u>STRS</u>	<u>Total</u>
Proportion of the net pension liability prior measurement date	0.74505190%	0.25446283%	
Proportion of the net pension liability current measurement date	<u>0.78786440%</u>	<u>0.26381344%</u>	
Change in proportionate share	<u>0.04281250%</u>	<u>0.00935061%</u>	
Proportionate share of the net pension liability	\$ 45,122,453	\$ 58,006,652	\$ 103,129,105
Pension expense	\$ 5,270,422	\$ 8,979,900	\$ 14,250,322

**EDUCATIONAL SERVICE CENTER OF CENTRAL OHIO
FRANKLIN COUNTY, OHIO**

NOTES TO THE BASIC FINANCIAL STATEMENTS
FOR THE FISCAL YEAR ENDED JUNE 30, 2019

NOTE 18 - EDUCATIONAL SERVICE CENTER COUNCIL OF GOVERNMENTS - (Continued)

At June 30, 2019, the Council reported deferred outflows of resources and deferred inflows of resources related to pensions from the following sources:

	<u>SERS</u>	<u>STRS</u>	<u>Total</u>
Deferred outflows of resources			
Differences between expected and actual experience	\$ 2,474,682	\$ 1,338,973	\$ 3,813,655
Changes of assumptions	1,018,963	10,279,873	11,298,836
Difference between employer contributions and proportionate share of contributions/ change in proportionate share	2,623,391	6,641,365	9,264,756
Contributions subsequent to the measurement date	<u>4,065,642</u>	<u>4,646,976</u>	<u>8,712,618</u>
Total deferred outflows of resources	<u>\$ 10,182,678</u>	<u>\$ 22,907,187</u>	<u>\$ 33,089,865</u>
	<u>SERS</u>	<u>STRS</u>	<u>Total</u>
Deferred inflows of resources			
Differences between expected and actual experience	\$ -	\$ 378,818	\$ 378,818
Net difference between projected and actual earnings on pension plan investments	1,250,203	3,517,460	4,767,663
Difference between employer contributions and proportionate share of contributions/ change in proportionate share	<u>8,781</u>	<u>-</u>	<u>8,781</u>
Total deferred inflows of resources	<u>\$ 1,258,984</u>	<u>\$ 3,896,278</u>	<u>\$ 5,155,262</u>

\$8,712,618 reported as deferred outflows of resources related to pension resulting from Council contributions subsequent to the measurement date will be recognized as a reduction of the net pension liability in the year ending June 30, 2020.

Other amounts reported as deferred outflows of resources and deferred inflows of resources related to pension will be recognized in pension expense as follows:

	<u>SERS</u>	<u>STRS</u>	<u>Total</u>
Fiscal Year Ending June 30:			
2020	\$ 5,050,013	\$ 8,382,701	\$ 13,432,714
2021	1,672,260	4,730,109	6,402,369
2022	(1,480,795)	1,665,417	184,622
2023	<u>(383,426)</u>	<u>(414,294)</u>	<u>(797,720)</u>
Total	<u>\$ 4,858,052</u>	<u>\$ 14,363,933</u>	<u>\$ 19,221,985</u>

**EDUCATIONAL SERVICE CENTER OF CENTRAL OHIO
FRANKLIN COUNTY, OHIO**

NOTES TO THE BASIC FINANCIAL STATEMENTS
FOR THE FISCAL YEAR ENDED JUNE 30, 2019

NOTE 18 - EDUCATIONAL SERVICE CENTER COUNCIL OF GOVERNMENTS - (Continued)

Actuarial Assumptions - SERS

SERS' total pension liability was determined by their actuaries in accordance with GASB Statement No. 67, as part of their annual actuarial valuation for each defined benefit retirement plan. Actuarial valuations of an ongoing plan involve estimates of the value of reported amounts (e.g., salaries, credited service) and assumptions about the probability of occurrence of events far into the future (e.g., mortality, disabilities, retirements, employment termination). Actuarially determined amounts are subject to continual review and potential modifications, as actual results are compared with past expectations and new estimates are made about the future.

Projections of benefits for financial reporting purposes are based on the substantive plan (the plan as understood by the employers and plan members) and include the types of benefits provided at the time of each valuation and the historical pattern of sharing benefit costs between the employers and plan members to that point. The projection of benefits for financial reporting purposes does not explicitly incorporate the potential effects of legal or contractual funding limitations.

Actuarial calculations reflect a long-term perspective. For a newly hired employee, actuarial calculations will take into account the employee's entire career with the employer and also take into consideration the benefits, if any, paid to the employee after termination of employment until the death of the employee and any applicable contingent annuitant. In many cases actuarial calculations reflect several decades of service with the employer and the payment of benefits after termination.

Key methods and assumptions used in calculating the total pension liability in the latest actuarial valuation, prepared as of June 30, 2018, are presented below:

Wage inflation	3.00%
Future salary increases, including inflation	3.50% to 18.20%
COLA or ad hoc COLA	2.50%, on and after April 1, 2018, COLA's for future retirees will be delayed for three years following commencement
Investment rate of return	7.50% net of investments expense, including inflation
Actuarial cost method	Entry age normal (level percent of payroll)

For 2018, the mortality rates were based on the RP-2014 Blue Collar Mortality Table with fully generational projection and a five-year age set-back for both males and females. Mortality among service retired members, and beneficiaries were based upon the RP-2014 Blue Collar Mortality Table with fully generational projection with Scale BB, 120% of male rates, and 110% of female rates. Mortality among disabled members was based upon the RP-2000 Disabled Mortality Table, 90% for male rates and 100% for female rates, set back five years is used for the period after disability retirement.

The most recent experience study was completed for the five year period ended June 30, 2015.

The long-term return expectation for the Pension Plan Investments has been determined using a building-block approach and assumes a time horizon, as defined in SERS' *Statement of Investment Policy*. A forecasted rate of inflation serves as the baseline for the return expectation. Various real return premiums over the baseline inflation rate have been established for each asset class. The long-term expected nominal rate of return has been determined by calculating a weighted average of the expected real return premiums for each asset class, adding the projected inflation rate, and adding the expected return from rebalancing uncorrelated asset classes.

**EDUCATIONAL SERVICE CENTER OF CENTRAL OHIO
FRANKLIN COUNTY, OHIO**

NOTES TO THE BASIC FINANCIAL STATEMENTS
FOR THE FISCAL YEAR ENDED JUNE 30, 2019

NOTE 18 - EDUCATIONAL SERVICE CENTER COUNCIL OF GOVERNMENTS - (Continued)

The target allocation and best estimates of arithmetic real rates of return for each major assets class are summarized in the following table:

Asset Class	Target Allocation	Long Term Expected Real Rate of Return
Cash	1.00 %	0.50 %
US Equity	22.50	4.75
International Equity	22.50	7.00
Fixed Income	19.00	1.50
Private Equity	10.00	8.00
Real Assets	15.00	5.00
Multi-Asset Strategies	10.00	3.00
Total	<u>100.00 %</u>	

Discount Rate - The total pension liability was calculated using the discount rate of 7.50%. The projection of cash flows used to determine the discount rate assumed the contributions from employers and from the members would be computed based on contribution requirements as stipulated by State statute. Projected inflows from investment earning were calculated using the long-term assumed investment rate of return (7.50%). Based on those assumptions, the plan's fiduciary net position was projected to be available to make all future benefit payments of current plan members. Therefore, the long-term expected rate of return on pension plan investments was applied to all periods of projected benefits to determine the total pension liability.

Sensitivity of the Council's Proportionate Share of the Net Pension Liability to Changes in the Discount Rate - Net pension liability is sensitive to changes in the discount rate, and to illustrate the potential impact the following table presents the net pension liability calculated using the discount rate of 7.50%, as well as what each plan's net pension liability would be if it were calculated using a discount rate that is one percentage point lower (6.50%), or one percentage point higher (8.50%) than the current rate.

	1% Decrease (6.50%)	Current Discount Rate (7.50%)	1% Increase (8.50%)
Council's proportionate share of the net pension liability	\$ 63,558,378	\$ 45,122,453	\$ 29,665,164

**EDUCATIONAL SERVICE CENTER OF CENTRAL OHIO
FRANKLIN COUNTY, OHIO**

NOTES TO THE BASIC FINANCIAL STATEMENTS
FOR THE FISCAL YEAR ENDED JUNE 30, 2019

NOTE 18 - EDUCATIONAL SERVICE CENTER COUNCIL OF GOVERNMENTS - (Continued)

Actuarial Assumptions - STRS

Key methods and assumptions used in the latest actuarial valuation, reflecting experience study results used in the July 1, 2018, actuarial valuation are presented below:

	<u>July 1, 2018</u>
Inflation	2.50%
Projected salary increases	12.50% at age 20 to 2.50% at age 65
Investment rate of return	7.45%, net of investment expenses, including inflation
Payroll increases	3.00%
Cost-of-living adjustments (COLA)	0.0%, effective July 1, 2017

For the July 1, 2018, actuarial valuation, post-retirement mortality rates for healthy retirees are based on the RP-2014 Annuitant Mortality Table with 50% of rates through age 69, 70% of rates between ages 70 and 79, 90% of rates between ages 80 and 84, and 100% of rates thereafter, projected forward generationally using mortality improvement scale MP-2016. Post-retirement disabled mortality rates are based on the RP-2014 Disabled Mortality Table with 90% of rates for males and 100% of rates for females, projected forward generationally using mortality improvement scale MP-2016. Pre-retirement mortality rates are based on RP-2014 Employee Mortality Table, projected forward generationally using mortality improvement scale MP-2016.

Actuarial assumptions used in the July 1 2018, valuation are based on the results of an actuarial experience study for the period July 1, 2011 through June 30, 2016.

STRS Ohio's investment consultant develops an estimate range for the investment return assumption based on the target allocation adopted by the Retirement Board. The target allocation and long-term expected rate of return for each major asset class are summarized as follows:

<u>Asset Class</u>	<u>Target Allocation**</u>	<u>Long Term Expected Real Rate of Return *</u>
Domestic Equity	28.00 %	7.35 %
International Equity	23.00	7.55
Alternatives	17.00	7.09
Fixed Income	21.00	3.00
Real Estate	10.00	6.00
Liquidity Reserves	1.00	2.25
Total	<u>100.00 %</u>	

**EDUCATIONAL SERVICE CENTER OF CENTRAL OHIO
FRANKLIN COUNTY, OHIO**

NOTES TO THE BASIC FINANCIAL STATEMENTS
FOR THE FISCAL YEAR ENDED JUNE 30, 2019

NOTE 18 - EDUCATIONAL SERVICE CENTER COUNCIL OF GOVERNMENTS - (Continued)

*10-Year geometric nominal returns, which include the real rate of return and inflation of 2.25% and does not include investment expenses. Over a 30-year period, STRS' investment consultant indicates that the above target allocations should generate a return above the actuarial rate of return, without net value added by management.

**The Target Allocation percentage is effective as of July 1, 2017. Target weights will be phased in over a 24-month period concluding on July 1, 2019.

Discount Rate - The discount rate used to measure the total pension liability was 7.45% as of June 30, 2018. The projection of cash flows used to determine the discount rate assumes member and employer contributions will be made at the statutory contribution rates in accordance with rate increases described above. For this purpose, only employer contributions that are intended to fund benefits of current plan members and their beneficiaries are included. Projected employer contributions that are intended to fund the service costs of future plan members and their beneficiaries, as well as projected contributions from future plan members, are not included. Based on those assumptions, STRS' fiduciary net position was projected to be available to make all projected future benefit payments to current plan members as of June 30, 2018. Therefore, the long-term expected rate of return on pension plan investments of 7.45% was applied to all periods of projected benefit payment to determine the total pension liability as of June 30, 2018.

Sensitivity of the Council's Proportionate Share of the Net Pension Liability to Changes in the Discount Rate - The following table presents the Council's proportionate share of the net pension liability calculated using the current period discount rate assumption of 7.45%, as well as what the Council's proportionate share of the net pension liability would be if it were calculated using a discount rate that is one-percentage-point lower (6.45%) or one-percentage-point higher (8.45%) than the current rate:

	1% Decrease (6.45%)	Current Discount Rate (7.45%)	1% Increase (8.45%)
Council's proportionate share of the net pension liability	\$ 84,711,079	\$ 58,006,652	\$ 35,404,978

Net OPEB Liability/Asset

The net OPEB liability/asset reported on the statement of net position represents a liability/asset to employees for OPEB. OPEB is a component of exchange transactions—between an employer and its employees—of salaries and benefits for employee services. OPEB are provided to an employee—on a deferred-payment basis—as part of the total compensation package offered by an employer for employee services each financial period. The obligation to sacrifice resources for OPEB is a present obligation because it was created as a result of employment exchanges that already have occurred.

The net OPEB liability/asset represents the Council's proportionate share of each OPEB plan's collective actuarial present value of projected benefit payments attributable to past periods of service, net of each OPEB plan's fiduciary net position. The net OPEB liability/asset calculation is dependent on critical long-term variables, including estimated average life expectancies, earnings on investments, cost of living adjustments and others. While these estimates use the best information available, unknowable future events require adjusting these estimates annually.

**EDUCATIONAL SERVICE CENTER OF CENTRAL OHIO
FRANKLIN COUNTY, OHIO**

NOTES TO THE BASIC FINANCIAL STATEMENTS
FOR THE FISCAL YEAR ENDED JUNE 30, 2019

NOTE 18 - EDUCATIONAL SERVICE CENTER COUNCIL OF GOVERNMENTS - (Continued)

The Ohio Revised Code limits the Council's obligation for this liability to annually required payments. The Council cannot control benefit terms or the manner in which OPEB are financed; however, the Council does receive the benefit of employees' services in exchange for compensation including OPEB.

GASB 75 assumes the liability is solely the obligation of the employer, because they benefit from employee services. OPEB contributions come from these employers and health care plan enrollees which pay a portion of the health care costs in the form of a monthly premium. The Ohio Revised Code permits, but does not require the retirement systems to provide healthcare to eligible benefit recipients. Any change to benefits or funding could significantly affect the net OPEB liability/asset. Resulting adjustments to the net OPEB liability/asset would be effective when the changes are legally enforceable. The retirement systems may allocate a portion of the employer contributions to provide for these OPEB benefits.

The proportionate share of each plan's unfunded benefits is presented as a long-term *net OPEB liability* or *net OPEB asset* on the accrual basis of accounting. Any liability for the contractually-required OPEB contribution outstanding at the end of the year is included in *due to other governments*.

Plan Description - School Employees Retirement System (SERS)

Health Care Plan Description - The Council contributes to the SERS Health Care Fund, administered by SERS for non-certificated retirees and their beneficiaries. For GASB 75 purposes, this plan is considered a cost-sharing other postemployment benefit (OPEB) plan. SERS' Health Care Plan provides healthcare benefits to eligible individuals receiving retirement, disability, and survivor benefits, and to their eligible dependents. Members who retire after June 1, 1986, need 10 years of service credit, exclusive of most types of purchased credit, to qualify to participate in SERS' health care coverage. In addition to age and service retirees, disability benefit recipients and beneficiaries who are receiving monthly benefits due to the death of a member or retiree, are eligible for SERS' health care coverage. Most retirees and dependents choosing SERS' health care coverage are over the age of 65 and therefore enrolled in a fully insured Medicare Advantage plan; however, SERS maintains a traditional, self-insured preferred provider organization for its non-Medicare retiree population. For both groups, SERS offers a self-insured prescription drug program. Health care is a benefit that is permitted, not mandated, by statute. The financial report of the Plan is included in the SERS Comprehensive Annual Financial Report which can be obtained on SERS' website at www.ohsers.org under Employers/Audit Resources.

Access to health care for retirees and beneficiaries is permitted in accordance with Section 3309 of the Ohio Revised Code. The Health Care Fund was established and is administered in accordance with Internal Revenue Code Section 105(e). SERS' Retirement Board reserves the right to change or discontinue any health plan or program. Active employee members do not contribute to the Health Care Plan. The SERS Retirement Board established the rules for the premiums paid by the retirees for health care coverage for themselves and their dependents or for their surviving beneficiaries. Premiums vary depending on the plan selected, qualified years of service, Medicare eligibility, and retirement status.

**EDUCATIONAL SERVICE CENTER OF CENTRAL OHIO
FRANKLIN COUNTY, OHIO**

NOTES TO THE BASIC FINANCIAL STATEMENTS
FOR THE FISCAL YEAR ENDED JUNE 30, 2019

NOTE 18 - EDUCATIONAL SERVICE CENTER COUNCIL OF GOVERNMENTS - (Continued)

Funding Policy - State statute permits SERS to fund the health care benefits through employer contributions. Each year, after the allocation for statutorily required pensions and benefits, the Retirement Board may allocate the remainder of the employer contribution of 14% of covered payroll to the Health Care Fund in accordance with the funding policy. For fiscal year 2019, 0.5% of covered payroll was made to health care. An additional health care surcharge on employers is collected for employees earning less than an actuarially determined minimum compensation amount, pro-rated if less than a full year of service credit was earned. For fiscal year 2019, this amount was \$21,600. Statutes provide that no employer shall pay a health care surcharge greater than 2% of that employer's SERS-covered payroll; nor may SERS collect in aggregate more than 1.5% of the total statewide SERS-covered payroll for the health care surcharge. For fiscal year 2019, the Council's surcharge obligation was \$525,093.

The surcharge added to the allocated portion of the 14% employer contribution rate is the total amount assigned to the Health Care Fund. The Council's contractually required contribution to SERS was \$675,672 for fiscal year 2019. Of this amount, \$533,823 is reported as due to other governments.

Plan Description - State Teachers Retirement System (STRS)

Plan Description - The State Teachers Retirement System of Ohio (STRS) administers a cost-sharing Health Plan administered for eligible retirees who participated in the defined benefit or combined pension plans offered by STRS. Ohio law authorizes STRS to offer this plan. Benefits include hospitalization, physicians' fees, prescription drugs and partial reimbursement of monthly Medicare Part B premiums. Medicare Part B premium reimbursements will be discontinued effective January 1, 2020. The Plan is included in the report of STRS which can be obtained by visiting www.strsoh.org or by calling (888) 227-7877.

Funding Policy - Ohio Revised Code Chapter 3307 authorizes STRS to offer the Plan and gives the Retirement Board discretionary authority over how much, if any, of the health care costs will be absorbed by STRS. Active employee members do not contribute to the Health Care Plan. Nearly all health care plan enrollees, for the most recent year, pay a portion of the health care costs in the form of a monthly premium. Under Ohio law, funding for post-employment health care may be deducted from employer contributions, currently 14% of covered payroll. For the fiscal year ended June 30, 2019, STRS did not allocate any employer contributions to post-employment health care.

OPEB Liabilities/Assets, OPEB Expense, and Deferred Outflows of Resources and Deferred Inflows of Resources Related to OPEB

The net OPEB liability/asset was measured as of June 30, 2018, and the total OPEB liability/asset used to calculate the net OPEB liability/asset was determined by an actuarial valuation as of that date. The Council's proportion of the net OPEB liability/asset was based on the Council's share of contributions to the respective retirement systems relative to the contributions of all participating entities.

**EDUCATIONAL SERVICE CENTER OF CENTRAL OHIO
FRANKLIN COUNTY, OHIO**

NOTES TO THE BASIC FINANCIAL STATEMENTS
FOR THE FISCAL YEAR ENDED JUNE 30, 2019

NOTE 18 - EDUCATIONAL SERVICE CENTER COUNCIL OF GOVERNMENTS - (Continued)

Following is information related to the proportionate share and OPEB expense:

	<u>SERS</u>	<u>STRS</u>	<u>Total</u>
Proportion of the net OPEB liability prior measurement date	0.75118110%	0.25446283%	
Proportion of the net OPEB liability/asset current measurement date	<u>0.79752520%</u>	<u>0.26381344%</u>	
Change in proportionate share	<u>0.04634410%</u>	<u>0.00935061%</u>	
Proportionate share of the net OPEB liability	\$ 22,125,503	\$ -	\$ 22,125,503
Proportionate share of the net OPEB asset	\$ -	\$ 4,239,212	\$ 4,239,212
OPEB expense	\$ 1,508,464	\$ (9,010,193)	\$ (7,501,729)

At June 30, 2019, the Council reported deferred outflows of resources and deferred inflows of resources related to OPEB from the following sources:

	<u>SERS</u>	<u>STRS</u>	<u>Total</u>
Deferred outflows of resources			
Differences between expected and actual experience	\$ 361,166	\$ 495,147	\$ 856,313
Difference between employer contributions and proportionate share of contributions/ change in proportionate share	1,370,636	978,298	2,348,934
Contributions subsequent to the measurement date	<u>675,672</u>	<u>-</u>	<u>675,672</u>
Total deferred outflows of resources	<u>\$ 2,407,474</u>	<u>\$ 1,473,445</u>	<u>\$ 3,880,919</u>
	<u>SERS</u>	<u>STRS</u>	<u>Total</u>
Deferred inflows of resources			
Differences between expected and actual experience	\$ -	\$ 246,991	\$ 246,991
Net difference between projected and actual earnings on OPEB plan investments	33,196	484,294	517,490
Changes of assumptions	<u>1,987,809</u>	<u>5,776,263</u>	<u>7,764,072</u>
Total deferred inflows of resources	<u>\$ 2,021,005</u>	<u>\$ 6,507,548</u>	<u>\$ 8,528,553</u>

**EDUCATIONAL SERVICE CENTER OF CENTRAL OHIO
FRANKLIN COUNTY, OHIO**

NOTES TO THE BASIC FINANCIAL STATEMENTS
FOR THE FISCAL YEAR ENDED JUNE 30, 2019

NOTE 18 - EDUCATIONAL SERVICE CENTER COUNCIL OF GOVERNMENTS - (Continued)

\$675,672 reported as deferred outflows of resources related to OPEB resulting from Council contributions subsequent to the measurement date will be recognized as a reduction of the net OPEB liability/asset in the year ending June 30, 2020. Other amounts reported as deferred outflows of resources and deferred inflows of resources related to OPEB will be recognized in OPEB expense as follows:

Fiscal Year Ending June 30:	<u>SERS</u>	<u>STRS</u>	<u>Total</u>
2020	\$ (392,773)	\$ (891,896)	\$ (1,284,669)
2021	(274,094)	(891,896)	(1,165,990)
2022	101,717	(891,896)	(790,179)
2023	115,845	(781,909)	(666,064)
2024	113,548	(743,326)	(629,778)
Thereafter	46,554	(833,180)	(786,626)
Total	<u>\$ (289,203)</u>	<u>\$ (5,034,103)</u>	<u>\$ (5,323,306)</u>

Actuarial Assumptions - SERS

The total OPEB liability is determined by SERS' actuaries in accordance with GASB Statement No. 74, as part of their annual actuarial valuation for each retirement plan. Actuarial valuations of an ongoing plan involve estimates of the value of reported amounts (e.g., salaries, credited service) and assumptions about the probability of occurrence of events far into the future (e.g., mortality, disabilities, retirements, employment terminations). Actuarially determined amounts are subject to continual review and potential modifications, as actual results are compared with past expectations and new estimates are made about the future.

Projections of benefits for financial reporting purposes are based on the substantive plan (the plan as understood by the employers and plan members) and include the types of benefits provided at the time of each valuation and the historical pattern of sharing benefit costs between the employers and plan members to that point. The projection of benefits for financial reporting purposes does not explicitly incorporate the potential effects of legal or contractual funding limitations.

Actuarial calculations reflect a long-term perspective. For a newly hired employee, actuarial calculations will take into account the employee's entire career with the employer and also take into consideration the benefits, if any, paid to the employee after termination of employment until the death of the employee and any applicable contingent annuitant. In many cases, actuarial calculations reflect several decades of service with the employer and the payment of benefits after termination.

**EDUCATIONAL SERVICE CENTER OF CENTRAL OHIO
FRANKLIN COUNTY, OHIO**

NOTES TO THE BASIC FINANCIAL STATEMENTS
FOR THE FISCAL YEAR ENDED JUNE 30, 2019

NOTE 18 - EDUCATIONAL SERVICE CENTER COUNCIL OF GOVERNMENTS - (Continued)

Key methods and assumptions used in calculating the total OPEB liability in the latest actuarial valuation date of June 30, 2018, are presented below:

Wage inflation	3.00%
Future salary increases, including inflation	3.50% to 18.20%
Investment rate of return	7.50% net of investments expense, including inflation
Municipal bond index rate:	
Measurement date	3.62%
Prior measurement date	3.56%
Single equivalent interest rate, net of plan investment expense, including price inflation:	
Measurement date	3.70%
Prior measurement date	3.63%
Medical trend assumption:	
Medicare	5.375 to 4.75%
Pre-Medicare	7.25 to 4.75%

Mortality rates were based on the RP-2014 Blue Collar Mortality Table with fully generational projection and Scale BB, 120% of male rates and 110% of female rates. RP-2000 Disabled Mortality Table with 90% for male rates and 100% for female rates set back five years.

The most recent experience study was completed for the five year period ended June 30, 2015.

The long-term expected rate of return on plan assets is reviewed as part of the actuarial five-year experience study. The most recent study covers fiscal years 2010 through 2015, and was adopted by the Board on April 21, 2016. Several factors are considered in evaluating the long-term rate of return assumption including long-term historical data, estimates inherent in current market data, and a log-normal distribution analysis in which best-estimate ranges of expected future real rates of return were developed by the investment consultant for each major asset class. These ranges were combined to produce the long-term expected rate of return, 7.50%, by weighting the expected future real rates of return by the target asset allocation percentage and then adding expected inflation. The capital market assumptions developed by the investment consultant are intended for use over a 10-year horizon and may not be useful in setting the long-term rate of return for funding pension plans which covers a longer timeframe. The assumption is intended to be a long-term assumption and is not expected to change absent a significant change in the asset allocation, a change in the inflation assumption, or a fundamental change in the market that alters expected returns in future years.

**EDUCATIONAL SERVICE CENTER OF CENTRAL OHIO
FRANKLIN COUNTY, OHIO**

NOTES TO THE BASIC FINANCIAL STATEMENTS
FOR THE FISCAL YEAR ENDED JUNE 30, 2019

NOTE 18 - EDUCATIONAL SERVICE CENTER COUNCIL OF GOVERNMENTS - (Continued)

The target asset allocation and best estimates of arithmetic real rates of return for each major asset class, as used in the June 30, 2015 five-year experience study, are summarized as follows:

<u>Asset Class</u>	<u>Target Allocation</u>	<u>Long-Term Expected Real Rate of Return</u>
Cash	1.00 %	0.50 %
US Equity	22.50	4.75
International Equity	22.50	7.00
Fixed Income	19.00	1.50
Private Equity	10.00	8.00
Real Assets	15.00	5.00
Multi-Asset Strategies	10.00	3.00
Total	<u>100.00 %</u>	

Discount Rate - The discount rate used to measure the total OPEB liability at June 30, 2018 was 3.70%. The discount rate used to measure total OPEB liability prior to June 30, 2018 was 3.63%. The projection of cash flows used to determine the discount rate assumed that contributions will be made from members and the System at the state statute contribution rate of 2.00% of projected covered employee payroll each year, which includes a 1.50% payroll surcharge and 0.50% of contributions from the basic benefits plan. Based on these assumptions, the OPEB plan's fiduciary net position was projected to become insufficient to make future benefit payments during the fiscal year ending June 30, 2026. Therefore, the long-term expected rate of return on OPEB plan assets was used to present value the projected benefit payments through the fiscal year ending June 30, 2025 and the Fidelity General Obligation 20-year Municipal Bond Index rate of 3.62%, as of June 30, 2018 (i.e. municipal bond rate), was used to present value the projected benefit payments for the remaining years in the projection. A municipal bond rate of 3.56% was used as of June 30, 2017. The total present value of projected benefit payments from all years was then used to determine the single rate of return that was used as the discount rate. The projection of future benefit payments for all current plan members was until the benefit payments ran out.

Sensitivity of the Council's Proportionate Share of the Net OPEB Liability to Changes in the Discount Rate and Changes in the Health Care Cost Trend Rates - The net OPEB liability is sensitive to changes in the discount rate and the health care cost trend rate. The following table presents the net OPEB liability of SERS, what SERS' net OPEB liability would be if it were calculated using a discount rate that is 1 percentage point lower (2.70%) and higher (4.70%) than the current discount rate (3.70%). Also shown is what SERS' net OPEB liability would be based on health care cost trend rates that are 1 percentage point lower (6.25% decreasing to 3.75%) and higher (8.25% decreasing to 5.75%) than the current rate.

	<u>1% Decrease (2.70%)</u>	<u>Current Discount Rate (3.70%)</u>	<u>1% Increase (4.70%)</u>
Council's proportionate share of the net OPEB liability	\$ 26,847,559	\$ 22,125,503	\$ 18,386,520

**EDUCATIONAL SERVICE CENTER OF CENTRAL OHIO
FRANKLIN COUNTY, OHIO**

NOTES TO THE BASIC FINANCIAL STATEMENTS
FOR THE FISCAL YEAR ENDED JUNE 30, 2019

NOTE 18 - EDUCATIONAL SERVICE CENTER COUNCIL OF GOVERNMENTS - (Continued)

	1% Decrease (6.25 % decreasing to 3.75 %)	Current Trend Rate (7.25 % decreasing to 4.75 %)	1% Increase (8.25 % decreasing to 5.75 %)
Council's proportionate share of the net OPEB liability	\$ 17,851,222	\$ 22,125,503	\$ 27,785,418

Actuarial Assumptions - STRS

Key methods and assumptions used in the latest actuarial valuation, reflecting experience study results used in the July 1, 2018, actuarial valuation, compared with July 1, 2017, are presented below:

	July 1, 2018	July 1, 2017
Inflation	2.50%	2.50%
Projected salary increases	12.50% at age 20 to 2.50% at age 65	12.50% at age 20 to 2.50% at age 65
Investment rate of return	7.45%, net of investment expenses, including inflation	7.45%, net of investment expenses, including inflation
Payroll increases	3.00%	3.00%
Cost-of-living adjustments (COLA)	0.00%	0.00%, effective July 1, 2017
Discounted rate of return	7.45%	N/A
Blended discount rate of return	N/A	4.13%
Health care cost trends		6 to 11% initial, 4.50% ultimate
	Initial	Ultimate
Medical		
Pre-Medicare	6.00%	4.00%
Medicare	5.00%	4.00%
Prescription Drug		
Pre-Medicare	8.00%	4.00%
Medicare	-5.23%	4.00%

Projections of benefits include the historical pattern of sharing benefit costs between the employers and retired plan members.

For healthy retirees the mortality rates are based on the RP-2014 Annuitant Mortality Table with 50% of rates through age 69, 70% of rates between ages 70 and 79, 90% of rates between ages 80 and 84, and 100% of rates thereafter, projected forward generationally using mortality improvement scale MP-2016. For disabled retirees, mortality rates are based on the RP-2014 Disabled Mortality Table with 90% of rates for males and 100% of rates for females, projected forward generationally using mortality improvement scale MP-2016.

Actuarial assumptions used in the June 30, 2018 valuation are based on the results of an actuarial experience study for the period July 1, 2011 through June 30, 2016.

**EDUCATIONAL SERVICE CENTER OF CENTRAL OHIO
FRANKLIN COUNTY, OHIO**

NOTES TO THE BASIC FINANCIAL STATEMENTS
FOR THE FISCAL YEAR ENDED JUNE 30, 2019

NOTE 18 - EDUCATIONAL SERVICE CENTER COUNCIL OF GOVERNMENTS - (Continued)

Assumption Changes Since the Prior Measurement Date - The discount rate was increased from the blended rate of 4.13% to the long-term expected rate of return of 7.45% based on the methodology defined under GASB Statement No. 74, Financial Reporting for Postemployment Benefit Plans Other Than Pension Plans (OPEB). Valuation year per capita health care costs were updated.

Benefit Term Changes Since the Prior Measurement Date - The subsidy multiplier for non-Medicare benefit recipients was increased from 1.90% to 1.944% per year of service effective January 1, 2019. The non-Medicare frozen subsidy base premium was increased effective January 1, 2019 and all remaining Medicare Part B premium reimbursements will be discontinued beginning January 1, 2020.

STRS' investment consultant develops an estimate range for the investment return assumption based on the target allocation adopted by the Retirement Board. The target allocation and long-term expected rate of return for each major asset class are summarized as follows:

Asset Class	Target Allocation**	Long Term Expected Real Rate of Return *
Domestic Equity	28.00 %	7.35 %
International Equity	23.00	7.55
Alternatives	17.00	7.09
Fixed Income	21.00	3.00
Real Estate	10.00	6.00
Liquidity Reserves	1.00	2.25
Total	<u>100.00 %</u>	

*10-Year geometric nominal returns, which include the real rate of return and inflation of 2.25% and does not include investment expenses. Over a 30-year period, STRS' investment consultant indicates that the above target allocations should generate a return above the actuarial rate of return, without net value added by management.

** The Target Allocation percentage is effective as of July 1, 2017. Target weights will be phased in over a 24-month period concluding on July 1, 2019.

Discount Rate - The discount rate used to measure the total OPEB asset was 7.45% as of June 30, 2018. A discount rate used to measure the total OPEB liability was 4.13% as of June 30, 2017. The projection of cash flows used to determine the discount rate assumes STRS Ohio continues to allocate no employer contributions to the health care fund. Based on these assumptions, the OPEB plan's fiduciary net position was projected to be available to make all projected future benefit payments to current plan members. Therefore, the long-term expected rate of return on health care plan investments of 7.45% was used to measure the total OPEB asset as of June 30, 2018.

**EDUCATIONAL SERVICE CENTER OF CENTRAL OHIO
FRANKLIN COUNTY, OHIO**

NOTES TO THE BASIC FINANCIAL STATEMENTS
FOR THE FISCAL YEAR ENDED JUNE 30, 2019

NOTE 18 - EDUCATIONAL SERVICE CENTER COUNCIL OF GOVERNMENTS - (Continued)

Sensitivity of the Council's Proportionate Share of the Net OPEB Asset to Changes in the Discount and Health Care Cost Trend Rate - The following table represents the net OPEB asset as of June 30, 2018, calculated using the current period discount rate assumption of 7.45%, as well as what the net OPEB asset would be if it were calculated using a discount rate that is one percentage point lower (6.45%) or one percentage point higher (8.45%) than the current assumption. Also shown is the net OPEB asset as if it were calculated using health care cost trend rates that are one percentage point lower or one percentage point higher than the current health care cost trend rates.

	1% Decrease (6.45%)	Current Discount Rate (7.45%)	1% Increase (8.45%)
Council's proportionate share of the net OPEB asset	\$ 3,633,402	\$ 4,239,212	\$ 4,748,368
	1% Decrease	Current Trend Rate	1% Increase
Council's proportionate share of the net OPEB asset	\$ 4,719,625	\$ 4,239,212	\$ 3,751,316

J. Public Entity Shared Risk Pool

The Council is a member of the Optimal Health Initiatives Consortium (the "Consortium"), a public entity shared risk pool, consisting of school districts and other entities whose self-insurance programs for health care benefits were administered previously under the Scioto County Schools Council of Governments, the Northern Buckeye Education Council, and the Butler Health Plan. The overall objective of the Consortium is to enable its members to purchase employee benefits and related products and services using the Consortium's economies of scale to create cost-savings. Members pay monthly premiums to the Consortium based on the benefits structure selected and the risk of loss transfers to the Consortium upon payment of these premiums. The Consortium's business and affairs are managed by an Executive Board of Trustees, consisting of the chairperson of each division's board of trustees and the chairperson of the Butler Health Plan. The participants pay an administrative fee to the fiscal agent to cover the costs of administering the Consortium. To obtain financial information, write to the fiscal agent, Charlie LeBoeuf, Mountjoy Chilton Medley LLP, 201 East 5th Street, Suite 2100, Cincinnati, Ohio 45202.

THIS PAGE IS INTENTIONALLY LEFT BLANK

REQUIRED SUPPLEMENTARY INFORMATION

**EDUCATIONAL SERVICE CENTER OF CENTRAL OHIO
FRANKLIN COUNTY, OHIO**

SCHEDULES OF REQUIRED SUPPLEMENTARY INFORMATION

SCHEDULE OF THE CENTER'S PROPORTIONATE SHARE OF
THE NET PENSION LIABILITY
SCHOOL EMPLOYEES RETIREMENT SYSTEM (SERS) OF OHIO

	LAST SIX FISCAL YEARS			
	<u>2019</u>	<u>2018</u>	<u>2017</u>	<u>2016</u>
Center's proportion of the net pension liability	0.16511640%	0.17405680%	0.19317510%	0.20487570%
Center's proportionate share of the net pension liability	\$ 9,456,522	\$ 10,399,509	\$ 14,138,635	\$ 11,690,406
Center's covered payroll	\$ 5,628,904	\$ 5,646,993	\$ 6,078,200	\$ 6,167,830
Center's proportionate share of the net pension liability as a percentage of its covered payroll	168.00%	184.16%	232.61%	189.54%
Plan fiduciary net position as a percentage of the total pension liability	71.36%	69.50%	62.98%	69.16%

Note: Information prior to 2014 was unavailable. Schedule is intended to show information for 10 years. Additional years will be displayed as they become available.

Amounts presented for each fiscal year were determined as of the Center's measurement date which is the prior year-end.

SEE ACCOMPANYING NOTES TO THE REQUIRED SUPPLEMENTARY INFORMATION

<u>2015</u>	<u>2014</u>
0.23788900%	0.23788900%
\$ 12,039,427	\$ 14,146,495
\$ 6,912,590	\$ 7,826,640
174.17%	180.75%
71.70%	65.52%

**EDUCATIONAL SERVICE CENTER OF CENTRAL OHIO
FRANKLIN COUNTY, OHIO**

SCHEDULES OF REQUIRED SUPPLEMENTARY INFORMATION

SCHEDULE OF THE CENTER'S PROPORTIONATE SHARE OF
THE NET PENSION LIABILITY
STATE TEACHERS RETIREMENT SYSTEM (STRS) OF OHIO

	LAST SIX FISCAL YEARS			
	2019	2018	2017	2016
Center's proportion of the net pension liability	0.15900265%	0.16419262%	0.16685371%	0.17542981%
Center's proportionate share of the net pension liability	\$ 34,961,113	\$ 39,004,309	\$ 55,850,966	\$ 48,483,668
Center's covered payroll	\$ 18,545,257	\$ 18,018,229	\$ 17,577,250	\$ 18,576,157
Center's proportionate share of the net pension liability as a percentage of its covered payroll	188.52%	216.47%	317.75%	261.00%
Plan fiduciary net position as a percentage of the total pension liability	77.31%	75.30%	66.80%	72.10%

Note: Information prior to 2014 was unavailable. Schedule is intended to show information for 10 years. Additional years will be displayed as they become available.

Amounts presented for each fiscal year were determined as of the Center's measurement date which is the prior year-end.

SEE ACCOMPANYING NOTES TO THE REQUIRED SUPPLEMENTARY INFORMATION

<u>2015</u>	<u>2014</u>
0.16548631%	0.16548631%
\$ 40,251,998	\$ 47,947,916
\$ 16,908,131	\$ 17,757,077
238.06%	270.02%
74.70%	69.30%

**EDUCATIONAL SERVICE CENTER OF CENTRAL OHIO
FRANKLIN COUNTY, OHIO**

SCHEDULES OF REQUIRED SUPPLEMENTARY INFORMATION

SCHEDULE OF CENTER PENSION CONTRIBUTIONS
SCHOOL EMPLOYEES RETIREMENT SYSTEM (SERS) OF OHIO

	LAST TEN FISCAL YEARS			
	<u>2019</u>	<u>2018</u>	<u>2017</u>	<u>2016</u>
Contractually required contribution	\$ 742,720	\$ 759,902	\$ 790,579	\$ 850,948
Contributions in relation to the contractually required contribution	<u>(742,720)</u>	<u>(759,902)</u>	<u>(790,579)</u>	<u>(850,948)</u>
Contribution deficiency (excess)	<u>\$ -</u>	<u>\$ -</u>	<u>\$ -</u>	<u>\$ -</u>
Center's covered payroll	\$ 5,501,630	\$ 5,628,904	\$ 5,646,993	\$ 6,078,200
Contributions as a percentage of covered payroll	13.50%	13.50%	14.00%	14.00%

SEE ACCOMPANYING NOTES TO THE REQUIRED SUPPLEMENTARY INFORMATION

<u>2015</u>	<u>2014</u>	<u>2013</u>	<u>2012</u>	<u>2011</u>	<u>2010</u>
\$ 812,920	\$ 958,085	\$ 1,083,207	\$ 1,323,702	\$ 1,515,498	\$ 1,968,019
<u>(812,920)</u>	<u>(958,085)</u>	<u>(1,083,207)</u>	<u>(1,323,702)</u>	<u>(1,515,498)</u>	<u>(1,968,019)</u>
<u>\$ -</u>	<u>\$ -</u>	<u>\$ -</u>	<u>\$ -</u>	<u>\$ -</u>	<u>\$ -</u>
\$ 6,167,830	\$ 6,912,590	\$ 7,826,640	\$ 9,841,651	\$ 12,056,468	\$ 14,534,852
13.18%	13.86%	13.84%	13.45%	12.57%	13.54%

**EDUCATIONAL SERVICE CENTER OF CENTRAL OHIO
FRANKLIN COUNTY, OHIO**

SCHEDULES OF REQUIRED SUPPLEMENTARY INFORMATION

SCHEDULE OF CENTER PENSION CONTRIBUTIONS
STATE TEACHERS RETIREMENT SYSTEM (STRS) OF OHIO

	LAST TEN FISCAL YEARS			
	<u>2019</u>	<u>2018</u>	<u>2017</u>	<u>2016</u>
Contractually required contribution	\$ 2,734,571	\$ 2,596,336	\$ 2,522,552	\$ 2,460,815
Contributions in relation to the contractually required contribution	<u>(2,734,571)</u>	<u>(2,596,336)</u>	<u>(2,522,552)</u>	<u>(2,460,815)</u>
Contribution deficiency (excess)	<u>\$ -</u>	<u>\$ -</u>	<u>\$ -</u>	<u>\$ -</u>
Center's covered payroll	\$ 19,532,650	\$ 18,545,257	\$ 18,018,229	\$ 17,577,250
Contributions as a percentage of covered payroll	14.00%	14.00%	14.00%	14.00%

SEE ACCOMPANYING NOTES TO THE REQUIRED SUPPLEMENTARY INFORMATION

<u>2015</u>	<u>2014</u>	<u>2013</u>	<u>2012</u>	<u>2011</u>	<u>2010</u>
\$ 2,600,662	\$ 2,198,057	\$ 2,308,420	\$ 2,313,741	\$ 2,427,563	\$ 2,614,519
<u>(2,600,662)</u>	<u>(2,198,057)</u>	<u>(2,308,420)</u>	<u>(2,313,741)</u>	<u>(2,427,563)</u>	<u>(2,614,519)</u>
<u>\$ -</u>	<u>\$ -</u>	<u>\$ -</u>	<u>\$ -</u>	<u>\$ -</u>	<u>\$ -</u>
\$ 18,576,157	\$ 16,908,131	\$ 17,757,077	\$ 17,798,008	\$ 18,673,562	\$ 20,111,685
14.00%	13.00%	13.00%	13.00%	13.00%	13.00%

**EDUCATIONAL SERVICE CENTER OF CENTRAL OHIO
FRANKLIN COUNTY, OHIO**

SCHEDULES OF REQUIRED SUPPLEMENTARY INFORMATION

SCHEDULE OF THE CENTER'S PROPORTIONATE SHARE OF
THE NET OPEB LIABILITY
SCHOOL EMPLOYEES RETIREMENT SYSTEM (SERS) OF OHIO

LAST THREE FISCAL YEARS

	2019	2018	2017
Center's proportion of the net OPEB liability	0.15741410%	0.16353190%	0.18184008%
Center's proportionate share of the net OPEB liability	\$ 4,367,092	\$ 4,388,767	\$ 5,183,115
Center's covered payroll	\$ 5,628,904	\$ 5,646,993	\$ 6,078,200
Center's proportionate share of the net OPEB liability as a percentage of its covered payroll	77.58%	77.72%	85.27%
Plan fiduciary net position as a percentage of the total OPEB liability	13.57%	12.46%	11.49%

Note: Information prior to 2017 was unavailable. Schedule is intended to show information for 10 years. Additional years will be displayed as they become available.

Amounts presented for each fiscal year were determined as of the Center's measurement date which is the prior year-end.

SEE ACCOMPANYING NOTES TO THE REQUIRED SUPPLEMENTARY INFORMATION

**EDUCATIONAL SERVICE CENTER OF CENTRAL OHIO
FRANKLIN COUNTY, OHIO**

SCHEDULES OF REQUIRED SUPPLEMENTARY INFORMATION

SCHEDULE OF THE CENTER'S PROPORTIONATE SHARE OF
THE NET OPEB LIABILITY/ASSET
STATE TEACHERS RETIREMENT SYSTEM (STRS) OF OHIO

LAST THREE FISCAL YEARS

	<u>2019</u>	<u>2018</u>	<u>2017</u>
Center's proportion of the net OPEB liability/asset	0.15900265%	0.16419262%	0.16685371%
Center's proportionate share of the net OPEB liability/(asset)	\$ (2,555,010)	\$ 6,406,190	\$ 8,923,380
Center's covered payroll	\$ 18,545,257	\$ 18,018,229	\$ 17,577,250
Center's proportionate share of the net OPEB liability/asset as a percentage of its covered payroll	13.78%	35.55%	50.77%
Plan fiduciary net position as a percentage of the total OPEB liability/asset	176.00%	47.10%	37.30%

Note: Information prior to 2017 was unavailable. Schedule is intended to show information for 10 years. Additional years will be displayed as they become available.

Amounts presented for each fiscal year were determined as of the Center's measurement date which is the prior year-end.

SEE ACCOMPANYING NOTES TO THE REQUIRED SUPPLEMENTARY INFORMATION

**EDUCATIONAL SERVICE CENTER OF CENTRAL OHIO
FRANKLIN COUNTY, OHIO**

SCHEDULES OF REQUIRED SUPPLEMENTARY INFORMATION

SCHEDULE OF CENTER OPEB CONTRIBUTIONS
SCHOOL EMPLOYEES RETIREMENT SYSTEM (SERS) OF OHIO

	LAST TEN FISCAL YEARS			
	<u>2019</u>	<u>2018</u>	<u>2017</u>	<u>2016</u>
Contractually required contribution	\$ 54,941	\$ 68,347	\$ 28,555	\$ 32,219
Contributions in relation to the contractually required contribution	<u>(54,941)</u>	<u>(68,347)</u>	<u>(28,555)</u>	<u>(32,219)</u>
Contribution deficiency (excess)	<u>\$ -</u>	<u>\$ -</u>	<u>\$ -</u>	<u>\$ -</u>
Center's covered payroll	\$ 5,501,630	\$ 5,628,904	\$ 5,646,993	\$ 6,078,200
Contributions as a percentage of covered payroll	1.00%	1.21%	0.51%	0.53%

SEE ACCOMPANYING NOTES TO THE REQUIRED SUPPLEMENTARY INFORMATION

<u>2015</u>	<u>2014</u>	<u>2013</u>	<u>2012</u>	<u>2011</u>	<u>2010</u>
\$ 69,724	\$ 148,575	\$ 155,769	\$ 230,142	\$ 392,041	\$ 303,279
<u>(69,724)</u>	<u>(148,575)</u>	<u>(155,769)</u>	<u>(230,142)</u>	<u>(392,041)</u>	<u>(303,279)</u>
<u>\$ -</u>	<u>\$ -</u>	<u>\$ -</u>	<u>\$ -</u>	<u>\$ -</u>	<u>\$ -</u>
\$ 6,167,830	\$ 6,912,590	\$ 7,826,640	\$ 9,841,651	\$ 12,056,468	\$ 14,534,852
1.13%	2.15%	1.99%	2.34%	3.25%	2.09%

**EDUCATIONAL SERVICE CENTER OF CENTRAL OHIO
FRANKLIN COUNTY, OHIO**

SCHEDULES OF REQUIRED SUPPLEMENTARY INFORMATION

SCHEDULE OF CENTER OPEB CONTRIBUTIONS
STATE TEACHERS RETIREMENT SYSTEM (STRS) OF OHIO

	LAST TEN FISCAL YEARS			
	<u>2019</u>	<u>2018</u>	<u>2017</u>	<u>2016</u>
Contractually required contribution	\$ -	\$ -	\$ -	\$ -
Contributions in relation to the contractually required contribution	<u>-</u>	<u>-</u>	<u>-</u>	<u>-</u>
Contribution deficiency (excess)	<u>\$ -</u>	<u>\$ -</u>	<u>\$ -</u>	<u>\$ -</u>
Center's covered payroll	\$ 19,532,650	\$ 18,545,257	\$ 18,018,229	\$ 17,577,250
Contributions as a percentage of covered payroll	0.00%	0.00%	0.00%	0.00%

SEE ACCOMPANYING NOTES TO THE REQUIRED SUPPLEMENTARY INFORMATION

<u>2015</u>	<u>2014</u>	<u>2013</u>	<u>2012</u>	<u>2011</u>	<u>2010</u>
\$ -	\$ 170,750	\$ 177,571	\$ 177,980	\$ 189,736	\$ 201,117
-	(170,750)	(177,571)	(177,980)	(189,736)	(201,117)
<u>\$ -</u>	<u>\$ -</u>	<u>\$ -</u>	<u>\$ -</u>	<u>\$ -</u>	<u>\$ -</u>
\$ 18,576,157	\$ 16,908,131	\$ 17,757,077	\$ 17,798,008	\$ 18,673,562	\$ 20,111,685
1.00%	1.00%	1.00%	1.00%	1.00%	1.00%

**EDUCATIONAL SERVICE CENTER OF CENTRAL OHIO
FRANKLIN COUNTY, OHIO**

NOTES TO THE REQUIRED SUPPLEMENTARY INFORMATION
FOR THE FISCAL YEAR ENDED JUNE 30, 2019

PENSION

SCHOOL EMPLOYEES RETIREMENT SYSTEM (SERS) OF OHIO

Changes in benefit terms: There were no changes in benefit terms from the amounts reported for fiscal years 2014-2017. For fiscal year 2018, SERS changed from a fixed 3% annual increase to a Cost of Living Adjustment (COLA) based on the changes in the Consumer Price Index (CPI-W), with a cap of 2.5% and a floor of 0%. There were no changes in benefit terms from the amounts previously reported for fiscal year 2019.

Changes in assumptions: There were no changes in methods and assumptions used in the calculation of actuarial determined contributions for fiscal years 2014-2016. For fiscal year 2017, the following changes of assumptions affected the total pension liability since the prior measurement date: (a) the assumed rate of inflation was reduced from 3.25% to 3.00%, (b) payroll growth assumption was reduced from 4.00% to 3.50%, (c) assumed real wage growth was reduced from 0.75% to 0.50%, (d) Rates of withdrawal, retirement and disability were updated to reflect recent experience, (e) mortality among active members was updated to RP-2014 Blue Collar Mortality Table with fully generational projection and a five year age set-back for both males and females, (f) mortality among service retired members, and beneficiaries was updated to the following RP-2014 Blue Collar Mortality Table with fully generational projection with Scale BB, 120% of male rates, and 110% of female rates, (g) mortality among disabled members was updated to RP-2000 Disabled Mortality Table, 90% for male rates and 100% for female rates, set back five years is used for the period after disability retirement and (h) the discount rate was reduced from 7.75% to 7.50%. There were no changes in methods and assumptions used in the calculation of actuarial determined contributions for fiscal years 2018-2019.

STATE TEACHERS RETIREMENT SYSTEM (STRS) OF OHIO

Changes in benefit terms: There were no changes in benefit terms from the amounts reported for fiscal years 2014-2017. For fiscal year 2018, STRS decreased the Cost of Living Adjustment (COLA) to zero. There were no changes in benefit terms from amounts previously reported for fiscal year 2019.

Changes in assumptions: There were no changes in methods and assumptions used in the calculation of actuarial determined contributions for fiscal years 2014-2017. For fiscal year 2018, the following changes of assumption affected the total pension liability since the prior measurement date: (a) the long term expected rate of return was reduced from 7.75% to 7.45%, (b) the inflation assumption was lowered from 2.75% to 2.50%, (c) the payroll growth assumption was lowered to 3.00%, (d) total salary increases rate was lowered by decreasing the merit component of the individual salary increases, in addition to a decrease of 0.25% due to lower inflation (e) the healthy and disabled mortality assumptions were updated to the RP-2014 mortality tables with generational improvement scale MP-2016 and (f) rates of retirement, termination and disability were modified to better reflect anticipated future experience. There were no changes in methods and assumptions used in the calculation of actuarial determined contributions for fiscal year 2019.

(Continued)

**EDUCATIONAL SERVICE CENTER OF CENTRAL OHIO
FRANKLIN COUNTY, OHIO**

NOTES TO THE REQUIRED SUPPLEMENTARY INFORMATION (CONTINUED)
FOR THE FISCAL YEAR ENDED JUNE 30, 2019

OTHER POSTEMPLOYMENT BENEFITS (OPEB)

SCHOOL EMPLOYEES RETIREMENT SYSTEM (SERS) OF OHIO

Changes in benefit terms: There were no changes in benefit terms from the amounts previously reported for fiscal years 2017-2019.

Changes in assumptions: There were no changes in methods and assumptions used in the calculation of actuarial determined contributions for fiscal year 2017. For fiscal year 2018, the following changes of assumptions affected the total OPEB liability since the prior measurement date: (a) assumed rate of inflation was reduced from 3.25% to 3.00%, (b) payroll growth assumption was reduced from 4.00% to 3.50%, (c) assumed real wage growth was reduced from 0.75% to 0.50%, (d) rates of withdrawal, retirement, and disability were updated to reflect recent experience, (e) mortality among active members was updated to the following: RP-2014 Blue Collar Mortality Table with fully generational projection and a five-year age set-back for both males and females, (f) mortality among service retired members, and beneficiaries was updated to the following: RP-2014 Blue Collar Mortality Table with fully generational projection with Scale BB, 120% of male rates, and 110% of female rates, (g) mortality among disabled members was updated to the following: RP-2000 Disabled Mortality Table, 90% for male rates and 100% for female rates, set back five years is used for the period after disability retirement, (h) the municipal bond index rate increased from 2.92% to 3.56% and (i) the single equivalent interest rate, net of plan investment expense, including price inflation increased from 2.98% to 3.63%. For fiscal year 2019, the following changes of assumptions affected the total OPEB liability since the prior measurement date: (a) the discount rate increased from 3.63% to 3.70%, (b) the health care cost trend rate for Medicare were changed from a range of 5.50%-5.00% to a range of 5.375%-4.75% and Pre-Medicare were changed from a range of 7.50%-5.00% to a range of 7.25%-4.75%, (c) the municipal bond index rate increased from 3.56% to 3.62% and (i) the single equivalent interest rate, net of plan investment expense, including price inflation increased from 3.63% to 3.70%.

STATE TEACHERS RETIREMENT SYSTEM (STRS) OF OHIO

Changes in benefit terms: There were no changes in benefit terms from the amounts previously reported for fiscal year 2017. For fiscal year 2018, STRS reduced the subsidy multiplier for non-Medicare benefit recipients from 2.1% to 1.9% per year of service. Medicare Part B premium reimbursements were discontinued for certain survivors and beneficiaries and all remaining Medicare Part B premium reimbursements will be discontinued beginning January 2019. For fiscal year 2019, STRS increased the subsidy multiplier for non-Medicare benefit recipients from 1.9% to 1.944% per year of service effective January 1, 2019. The non-Medicare frozen subsidy base premium was increased January 1, 2019 and all remaining Medicare Part B premium reimbursements will be discontinued beginning January 1, 2020.

Changes in assumptions: There were no changes in methods and assumptions used in the calculation of actuarial determined contributions for fiscal year 2017. For fiscal year 2018, the following changes of assumption affected the total OPEB liability since the prior measurement date: (a) the discount rate was increased from 3.26% to 4.13% based on the methodology defined under GASB Statement No. 74, Financial Reporting for Postemployment Benefit Plans Other Than Pension Plans (OPEB), (b) the long term expected rate of return was reduced from 7.75% to 7.45%, (c) valuation year per capita health care costs were updated, and the salary scale was modified, (d) the percentage of future retirees electing each option was updated based on current data and the percentage of future disabled retirees and terminated vested participants electing health coverage were decreased and (e) the assumed mortality, disability, retirement, withdrawal and future health care cost trend rates were modified along with the portion of rebated prescription drug costs. For fiscal year 2019, the following changes of assumptions affected the total OPEB liability since the prior measurement date: (a) the discount rate was increased from the blended rate of 4.13% to the long-term expected rate of return of 7.45% based on the methodology defined under GASB Statement No. 74, Financial Reporting for Postemployment Benefit Plans Other Than Pension Plans (OPEB) and (b) decrease in trend rates from 6.00%-11.00 initial; 4.50% ultimate down to Medical Pre-Medicare 6.00% and Medicare 5.00% initial; 4.00% ultimate and Prescription Drug Pre-Medicare 8.00% and Medicare (5.23%) initial; 4.00% ultimate.

THIS PAGE INTENTIONALLY LEFT BLANK

**EDUCATIONAL SERVICE CENTER OF CENTRAL OHIO
FRANKLIN COUNTY
SCHEDULE OF FEDERAL AWARDS
FOR THE FISCAL YEAR ENDED JUNE 30, 2019**

Federal Grantor/ Pass Through Grantor Program Title	Federal CFDA Number	Pass Through Entity Identifying Number	Passed Through to Subrecipients	Expenditures
<u>U.S. DEPARTMENT OF EDUCATION</u>				
<i>Direct:</i>				
Rehabilitation Services Demonstration and Training Programs	84.235	H235E140009	\$ -	\$ 47,958
Rehabilitation Services Demonstration and Training Programs	84.235	H235E140009	-	60,899
Total Rehabilitation Services Demonstration and Training Programs			-	108,857
<i>Passed Through the Ohio Department of Education:</i>				
<i>Social Education Cluster:</i>				
Special Education - Grants to States	84.027	H027A150111	-	231,402
Special Education - Grants to States	84.027	H027A170111	-	1,762,164
Special Education - Grants to States	84.027	H027A170111	-	8,938
Special Education - Grants to States	84.027	H027A180111	-	59,374
Special Education - Preschool Grants	84.173	NA	-	14,962
Special Education - Preschool Grants	84.173	NA	-	89,226
Special Education - Preschool Grants	84.173	H173A170119	4,058	4,366
Special Education - Preschool Grants	84.173	H173A180119	50,147	56,984
Special Education - Preschool Grants	84.173	H173A170119	-	2,449
Special Education - Preschool Grants	84.173	H173A180119	-	17,938
Total Special Education Cluster			54,205	2,247,803
Twenty-First Century Community Learning Centers	84.287	S287C160035	13,405	13,405
English Language Acquisition State Grants	84.365	S365A170035	705	705
English Language Acquisition State Grants	84.365	S365A180035	69,325	73,964
Total English Language Acquisition State Grants			70,030	74,669
Improving Teacher Quality State Grants	84.367	S637A170034	-	32,950
Improving Teacher Quality State Grants	84.367	S637A180034	-	9,938
Total Improving Teacher Quality			-	42,888
Title 1 -Grants to Local Educational Agencies	84.010	S010A180035	-	11,660
Title 1 -Grants to Local Educational Agencies	84.010	S010A180035	-	71,597
Total Title 1 - Grants to Local Educational Agencies			-	83,257
Striving Readers	84.371	S371C170019	-	33,437
Striving Readers	84.371	S371C170019	-	68,518
Striving Readers	84.371	S371C170019	-	252,598
Total Striving Readers			-	354,553
Total Passed Through the Ohio Department of Education			137,640	2,816,575
<i>Passed through Columbus State Community College</i>				
Investing in Innovation (i3) Fund	84.411	1516-013-02	86,968	333,525
TOTAL U.S. DEPARTMENT OF EDUCATION			224,608	3,258,957
<u>CORPORATION FOR NATIONAL AND COMMUNITY SERVICE</u>				
<i>Passed Through Ohio Commission on Service and Volunteerism:</i>				
AmeriCorps	94.006	15AFH-1502-18-OC125	-	52,854
AmeriCorps	94.006	15AFH-1502-18-OC125	-	17,234
AmeriCorps	94.006	18ACH-1502-19-OC108	-	629,464
AmeriCorps	94.006	18AFH-1502-19-OC125	-	125,595
Total AmeriCorps			-	825,147
<u>U.S. DEPARTMENT OF HEALTH AND HUMAN SERVICES</u>				
<i>Passed through the Ohio Department of Job & Family Services:</i>				
Refugee and Entrant Assistance - State Administered Programs	93.566	1601HRSOC	1,167	1,241
Refugee and Entrant Assistance - State Administered Programs	93.566	1801HRSOC	198,245	210,171
Refugee and Entrant Assistance - State Administered Programs	93.566	1701HRSOC	101,395	106,633
Total Refugee and Entrant Assistance - State Administered Programs			300,807	318,045
<i>Passed through the Franklin County Department of Job & Family Services:</i>				
Temporary Assistance for Needy Families	93.558	1502OHTANF	-	1,239,517
<i>Passed through the Ohio Mental Health and Addiction Services:</i>				
Temporary Assistance for Needy Families	93.558	2018G996115	-	101,278
Total Temporary Assistance for Needy Families			-	1,340,795
<i>Passed through the Ohio Family and Children First:</i>				
StephanieTubbs Jones Child Welfare Services Program	93.645	5AU-19-C0025	-	19,869
Promoting Safe and Stable Families	93.556	5AU-19-C0025	-	198,259
Total Passed through the Ohio Family and Children First			-	218,128
<i>Passed through the Ohio Department of Developmental Disabilities:</i>				
Developmental Disabilities Basic Support and Advocacy Grants	93.630	1801OHBSDD	-	39,954
Special Education - Grants for Infants and Families	84.181	H181A170024	-	880,606
Special Education - Grants for Infants and Families	84.181	H181A180024	-	567,985
Total Special Education - Grants for Infants and Families			-	1,448,591
Total Passed through the Ohio Department of Developmental Disabilities:			-	1,488,545
TOTAL U.S. DEPARTMENT OF HEALTH AND HUMAN SERVICES			300,807	3,365,513
<u>U.S. DEPARTMENT OF JUSTICE</u>				
<i>Passed through the City of Columbus</i>				
Comprehensive Opioid Abuse Site-Based Program	16.838	NA	-	85,778
TOTALS			\$ 525,415	\$ 7,535,395

The accompanying notes to this schedule are an integral part of this schedule.

**EDUCATIONAL SERVICE CENTER OF CENTRAL OHIO
FRANKLIN COUNTY
NOTES TO THE SCHEDULE OF EXPENDITURES OF FEDERAL AWARDS
2CFR 200.510(b)(6)
FOR THE YEAR ENDED JUNE 30, 2019**

NOTE A – BASIS OF PRESENTATION

The accompanying Schedule of Expenditures of Federal Awards (the Schedule) includes the federal award activity of the Educational Service Center of Central Ohio (the Center) under programs of the federal government for the year ended June 30, 2019. The information on this Schedule is prepared in accordance with the requirements of Title 2 U.S. Code of Federal Regulations Part 200, Uniform Administrative Requirements, Cost Principles, and Audit Requirements for Federal Awards (Uniform Guidance). Because the Schedule presents only a selected portion of the operations of the Center, it is not intended to and does not present the financial position, changes in net position, or cash flows of the Center.

NOTE B – SUMMARY OF SIGNIFICANT ACCOUNTING POLICIES

Expenditures reported on the Schedule are reported on the cash basis of accounting. Such expenditures are recognized following cost principles contained in Uniform Guidance wherein certain types of expenditures may or may not be allowable or may be limited as to reimbursement.

NOTE C – INDIRECT COST RATE

The Center has not elected to use the 10-percent de minimis indirect cost rate as allowed under the Uniform Guidance.

NOTE D - SUBRECIPIENTS

The Center passes certain federal awards received from the Ohio Department of Education and the Ohio Department of Jobs and Family Services to other governments or not-for-profit agencies (subrecipients). As Note B describes, the Center reports expenditures of Federal awards to subrecipients when paid in cash. As a subrecipient, the Center has certain compliance responsibilities, such as monitoring its subrecipients to help assure they use these subawards as authorized by laws, regulations, and the provisions of contracts or grant agreements, and that subrecipients achieve the award's performance goals.

NOTE E - MATCHING REQUIREMENTS

Certain Federal programs require the Center to contribute non-Federal funds (matching funds) to support the Federally-funded programs. The Center has met its matching requirements. The Schedule does not include the expenditure of non-Federal matching funds.



88 East Broad Street, 5th Floor
Columbus, Ohio 43215-3506
(614) 466-3402 or (800) 443-9275
CentralRegion@ohioauditor.gov

**INDEPENDENT AUDITOR'S REPORT ON INTERNAL CONTROL OVER
FINANCIAL REPORTING AND ON COMPLIANCE AND OTHER MATTERS
REQUIRED BY GOVERNMENT AUDITING STANDARDS**

Educational Service Center of Central Ohio
Franklin County
2080 Citygate Drive
Columbus, Ohio 43219

To the Governing Board:

We have audited, in accordance with auditing standards generally accepted in the United States and the Comptroller General of the United States' *Government Auditing Standards*, the financial statements of the governmental activities, the discretely presented component unit, the major fund, and the aggregate remaining fund information of the Educational Service Center of Central Ohio, Franklin County, (the Center) as of and for the year ended June 30, 2019, and the related notes to the financial statements, which collectively comprise the Center's basic financial statements and have issued our report thereon dated February 18, 2020.

Internal Control Over Financial Reporting

As part of our financial statement audit, we considered the Center's internal control over financial reporting (internal control) to determine the audit procedures appropriate in the circumstances to the extent necessary to support our opinions on the financial statements, but not to the extent necessary to opine on the effectiveness of the Center's internal control. Accordingly, we have not opined on it.

A *deficiency in internal control* exists when the design or operation of a control does not allow management or employees, when performing their assigned functions, to prevent, or detect and timely correct misstatements. A *material weakness* is a deficiency, or combination of internal control deficiencies resulting in a reasonable possibility that internal control will not prevent or detect and timely correct a material misstatement of the Center's financial statements. A *significant deficiency* is a deficiency, or a combination of deficiencies, in internal control that is less severe than a material weakness, yet important enough to merit attention by those charged with governance.

Our consideration of internal control was for the limited purpose described in the first paragraph of this section and was not designed to identify all internal control deficiencies that might be material weaknesses or significant deficiencies. Given these limitations, we did not identify any deficiencies in internal control that we consider material weaknesses. However, unidentified material weaknesses may exist.

Compliance and Other Matters

As part of reasonably assuring whether the Center's financial statements are free of material misstatement, we tested its compliance with certain provisions of laws, regulations, contracts, and grant agreements, noncompliance with which could directly and materially affect the determination of financial statement amounts. However, opining on compliance with those provisions was not an objective of our audit and accordingly, we do not express an opinion. The results of our tests disclosed no instances of noncompliance or other matters we must report under *Government Auditing Standards*.

Purpose of this Report

This report only describes the scope of our internal control and compliance testing and our testing results, and does not opine on the effectiveness of the Center's internal control or on compliance. This report is an integral part of an audit performed under *Government Auditing Standards* in considering the Center's internal control and compliance. Accordingly, this report is not suitable for any other purpose.



Keith Faber
Auditor of State

Columbus, Ohio

February 18, 2020

OHIO AUDITOR OF STATE KEITH FABER



88 East Broad Street, 5th Floor
Columbus, Ohio 43215-3506
(614) 466-3402 or (800) 443-9275
CentralRegion@ohioauditor.gov

INDEPENDENT AUDITOR'S REPORT ON COMPLIANCE WITH REQUIREMENTS APPLICABLE TO EACH MAJOR FEDERAL PROGRAM AND ON INTERNAL CONTROL OVER COMPLIANCE REQUIRED BY THE UNIFORM GUIDANCE

Educational Service Center of Central Ohio
Franklin County
2080 Citygate Drive
Columbus, Ohio 43219

To the Governing Board:

Report on Compliance for each Major Federal Program

We have audited the Educational Service Center of Central Ohio's (the Center) compliance with the applicable requirements described in the U.S. Office of Management and Budget (OMB) *Compliance Supplement* that could directly and materially affect each of the Educational Service Center of Central Ohio's major federal programs for the year ended June 30, 2019. The *Summary of Auditor's Results* in the accompanying schedule of findings identifies the Center's major federal programs.

Management's Responsibility

The Center's Management is responsible for complying with federal statutes, regulations, and the terms and conditions of its federal awards applicable to its federal programs.

Auditor's Responsibility

Our responsibility is to opine on the Center's compliance for each of the Center's major federal programs based on our audit of the applicable compliance requirements referred to above. Our compliance audit followed auditing standards generally accepted in the United States of America; the standards for financial audits included in the Comptroller General of the United States' *Government Auditing Standards*; and the audit requirements of Title 2 U.S. *Code of Federal Regulations* Part 200, *Uniform Administrative Requirements, Cost Principles, and Audit Requirements for Federal Awards* (Uniform Guidance). These standards and the Uniform Guidance require us to plan and perform the audit to reasonably assure whether noncompliance with the applicable compliance requirements referred to above that could directly and materially affect a major federal program occurred. An audit includes examining, on a test basis, evidence about the Center's compliance with those requirements and performing such other procedures as we considered necessary in the circumstances.

We believe our audit provides a reasonable basis for our compliance opinion on each of the Center's major programs. However, our audit does not provide a legal determination of the Center's compliance.

Opinion on each Major Federal Program

In our opinion, the Educational Service Center of Central Ohio complied, in all material respects with the compliance requirements referred to above that could directly and materially affect each of its major federal programs for the year ended June 30, 2019.

Report on Internal Control Over Compliance

The Center's management is responsible for establishing and maintaining effective internal control over compliance with the applicable compliance requirements referred to above. In planning and performing our compliance audit, we considered the Center's internal control over compliance with the applicable requirements that could directly and materially affect a major federal program, to determine our auditing procedures appropriate for opining on each major federal program's compliance and to test and report on internal control over compliance in accordance with the Uniform Guidance, but not to the extent needed to opine on the effectiveness of internal control over compliance. Accordingly, we have not opined on the effectiveness of the Center's internal control over compliance.

A deficiency in internal control over compliance exists when the design or operation of a control over compliance does not allow management or employees, when performing their assigned functions, to prevent, or to timely detect and correct, noncompliance with a federal program's applicable compliance requirement. A *material weakness in internal control over compliance* is a deficiency, or combination of deficiencies, in internal control over compliance, such that there is a reasonable possibility that material noncompliance with a federal program compliance requirement will not be prevented, or timely detected and corrected. A *significant deficiency in internal control over compliance* is a deficiency, or a combination of deficiencies, in internal control over compliance with federal program's applicable compliance requirement that is less severe than a material weakness in internal control over compliance, yet important enough to merit attention by those charged with governance.

Our consideration of internal control over compliance was for the limited purpose described in the first paragraph of this section and would not necessarily identify all deficiencies in internal control over compliance that might be material weaknesses or significant deficiencies. We did not identify any deficiencies in internal control over compliance that we consider to be material weaknesses. However, material weaknesses may exist that have not been identified.

This report only describes the scope of our internal control over compliance tests and the results of this testing based on Uniform Guidance requirements. Accordingly, this report is not suitable for any other purpose.



Keith Faber
Auditor of State

Columbus, Ohio

February 18, 2020

**EDUCATIONAL SERVICE CENTER OF CENTRAL OHIO
FRANKLIN COUNTY**

**SCHEDULE OF FINDINGS
2 CFR § 200.515
JUNE 30, 2019**

1. SUMMARY OF AUDITOR'S RESULTS

(d)(1)(i)	Type of Financial Statement Opinion	Unmodified
(d)(1)(ii)	Were there any material weaknesses in internal control reported at the financial statement level (GAGAS)?	No
(d)(1)(ii)	Were there any significant deficiencies in internal control reported at the financial statement level (GAGAS)?	No
(d)(1)(iii)	Was there any reported material noncompliance at the financial statement level (GAGAS)?	No
(d)(1)(iv)	Were there any material weaknesses in internal control reported for major federal programs?	No
(d)(1)(iv)	Were there any significant deficiencies in internal control reported for major federal programs?	No
(d)(1)(v)	Type of Major Programs' Compliance Opinion	Unmodified
(d)(1)(vi)	Are there any reportable findings under 2 CFR § 200.516(a)?	No
(d)(1)(vii)	Major Programs (list):	Special Education Cluster – CFDA #84.027 & 84.173 Striving Readers Comprehensive Literacy Program – CDFA #84.371
(d)(1)(viii)	Dollar Threshold: Type A/B Programs	Type A: > \$ 750,000 Type B: all others
(d)(1)(ix)	Low Risk Auditee under 2 CFR § 200.520?	Yes

**2. FINDINGS RELATED TO THE FINANCIAL STATEMENTS
REQUIRED TO BE REPORTED IN ACCORDANCE WITH GAGAS**

None Noted.

3. FINDINGS AND QUESTIONED COSTS FOR FEDERAL AWARDS

None Noted.

This page intentionally left blank.

OHIO AUDITOR OF STATE KEITH FABER



EDUCATIONAL SERVICE CENTER OF CENTRAL OHIO

FRANKLIN COUNTY

CLERK'S CERTIFICATION

This is a true and correct copy of the report which is required to be filed in the Office of the Auditor of State pursuant to Section 117.26, Revised Code, and which is filed in Columbus, Ohio.

Susan Babbitt

CLERK OF THE BUREAU

CERTIFIED
MARCH 19, 2020