



**bhm cpa group, inc.**  
CERTIFIED PUBLIC ACCOUNTANTS

---

CLEVELAND PUBLIC LIBRARY  
CUYAHOGA COUNTY, OHIO

REGULAR AUDIT

For the Year Ended December 31, 2019  
Fiscal Year Audited Under GAGAS: 2019

---

One East Campus View Blvd. Suite 300 • Columbus, OH 43235 • (614) 430-0590 • FAX (614) 448-4519  
PO Box 875 • 129 Pinckney Street • Circleville, OH 43113 • (740) 474-5210 • FAX (740) 474-7319  
PO Box 687 • 528 S. West Street • Piketon, OH 45661 • (740) 289-4131 • FAX (740) 289-3639

[www.bhmcpagroup.com](http://www.bhmcpagroup.com)



OHIO AUDITOR OF STATE  
KEITH FABER



88 East Broad Street  
Columbus, Ohio 43215  
IPAReport@ohioauditor.gov  
(800) 282-0370

Board of Trustees  
Cleveland Public Library  
325 Superior Ave  
Cleveland, OH 44114

We have reviewed the *Independent Auditor's Report* of the Cleveland Public Library, Cuyahoga County, prepared by BHM CPA Group, Inc., for the audit period January 1, 2019 through December 31, 2019. Based upon this review, we have accepted these reports in lieu of the audit required by Section 117.11, Revised Code. The Auditor of State did not audit the accompanying financial statements and, accordingly, we are unable to express, and do not express an opinion on them.

Our review was made in reference to the applicable sections of legislative criteria, as reflected by the Ohio Constitution, and the Revised Code, policies, procedures and guidelines of the Auditor of State, regulations and grant requirements. The Cleveland Public Library is responsible for compliance with these laws and regulations.

A handwritten signature in black ink that reads 'Keith Faber'.

Keith Faber  
Auditor of State  
Columbus, Ohio

October 5, 2020

**This page intentionally left blank.**

**CLEVELAND PUBLIC LIBRARY  
CUYAHOGA COUNTY, OHIO**

TABLE OF CONTENTS  
FOR THE YEAR ENDED DECEMBER 31, 2019

<u>TITLE</u>	<u>PAGE</u>
Independent Auditor's Report on Internal Control Over Financial Reporting and on Compliance and Other Matters Required by Governmental Auditing Standards.....	1

**This page intentionally left blank.**



**Independent Auditor’s Report on Internal Control Over Financial Reporting and on Compliance and Other Matters Required by *Government Auditing Standards***

Cleveland Public Library  
Cuyahoga County  
325 Superior Avenue  
Cleveland, Ohio 44114

To the Board of Trustees:

We have audited, in accordance with auditing standards generally accepted in the United States and the Comptroller General of the United States’ *Government Auditing Standards*, the financial statements of the governmental activities, each major fund, and the aggregate remaining fund information of Cleveland Public Library, Cuyahoga County, (the Library) as of and for the year ended December 31, 2019, and the related notes to the financial statements, which collectively comprise the Library’s basic financial statements and have issued our report thereon dated July 24, 2020, wherein we noted the financial impact of COVID-19 and the ensuing emergency measures will impact subsequent periods of the Library.

**Internal Control over Financial Reporting**

As part of our financial statement audit, we considered the Library’s internal control over financial reporting (internal control) to determine the audit procedures appropriate in the circumstances to the extent necessary to support our opinions on the financial statements, but not to the extent necessary to opine on the effectiveness of the Library’s internal control. Accordingly, we have not opined on it.

A *deficiency in internal control* exists when the design or operation of a control does not allow management or employees, when performing their assigned functions, to prevent, or detect and timely correct misstatements. A *material weakness* is a deficiency, or combination of internal control deficiencies resulting in a reasonable possibility that internal control will not prevent or detect and timely correct a material misstatement of the Library’s financial statements. A *significant deficiency* is a deficiency, or a combination of deficiencies, in internal control that is less severe than a material weakness, yet important enough to merit attention by those charged with governance.

Our consideration of internal control was for the limited purpose described in the first paragraph of this section and was not designed to identify all internal control deficiencies that might be material weaknesses or significant deficiencies. Given these limitations, we did not identify any deficiencies in internal control that we consider material weaknesses. However, unidentified material weaknesses may exist.

### **Compliance and Other Matters**

As part of reasonably assuring whether the Library's financial statements are free of material misstatement, we tested its compliance with certain provisions of laws, regulations, contracts, and grant agreements, noncompliance with which could directly and materially affect the determination of financial statement amounts. However, opining on compliance with those provisions was not an objective of our audit and accordingly, we do not express an opinion. The results of our tests disclosed no instances of noncompliance or other matters we must report under *Government Auditing Standards*.

### **Purpose of this Report**

This report only describes the scope of our internal control and compliance testing and our testing results, and does not opine on the effectiveness of the Library's internal control or on compliance. This report is an integral part of an audit performed under *Government Auditing Standards* in considering the Library's internal control and compliance. Accordingly, this communication is not suitable for any other purpose.

A handwritten signature in black ink that reads "BHM CPA Group". The letters are cursive and somewhat stylized.

BHM CPA Group, Inc.  
Piketon, Ohio  
July 24, 2020





# Cleveland Public Library • Cleveland, Ohio COMPREHENSIVE ANNUAL FINANCIAL REPORT

For the Year Ended December 31, 2019



Cleveland Public Library • Cleveland, Ohio

# **COMPREHENSIVE ANNUAL FINANCIAL REPORT**

For the Year Ended December 31, 2019

Issued by

Carrie Krenicky, Chief Financial Officer



**CLEVELAND PUBLIC LIBRARY**  
[www.cpl.org](http://www.cpl.org)

# INTRODUCTORY

CELEBRATING 150 YEARS OF SERVICE!

**This page intentionally left blank.**

**Cleveland Public Library**  
*Comprehensive Annual Financial Report*  
*For the Year Ended December 31, 2019*  
*Table of Contents*

	Page
<b>I. Introductory Section</b>	
Table of Contents .....	i
Letter of Transmittal .....	v
List of Principal Officials.....	xv
Organizational Chart.....	xvi
GFOA Certificate of Achievement .....	xvii
<b>II. Financial Section</b>	
Independent Auditor’s Report.....	1
Management’s Discussion and Analysis.....	4
Basic Financial Statements	
Government-wide Financial Statements:	
Statement of Net Position .....	14
Statement of Activities.....	16
Fund Financial Statements:	
Balance Sheet – Governmental Funds .....	17
Reconciliation of Total Governmental Fund Balances to Net Position of Governmental Activities.....	18
Statement of Revenues, Expenditures and Changes In Fund Balances – Governmental Funds....	19
Reconciliation of the Statement of Revenues, Expenditures and Changes in Fund Balances of Governmental Funds to the Statement of Activities .....	20
Statement of Revenues, Expenditures and Changes in Fund Balance – Budget (Non-GAAP Basis) and Actual	
General Fund.....	21
CLEVNET Fund .....	22
Statement of Fiduciary Assets and Liabilities – Custodial Fund .....	23
Statement of Changes in Fiduciary Net Position – Custodial Fund.....	24
Notes to the Basic Financial Statements .....	25

**Cleveland Public Library**  
*Comprehensive Annual Financial Report*  
*For the Year Ended December 31, 2019*  
*Table of Contents (continued)*

---

Required Supplementary Information

Schedule of the Library's Proportionate Share of the Net Pension Liability – Ohio Public Employees Retirement System - Traditional Plan – Last Six Years .....	70
Schedule of the Library's Proportionate Share of the Net Pension Asset – Ohio Public Employees Retirement System - Combined Plan – Last Two Years .....	72
Schedule of the Library's Proportionate Share of the Net OPEB Liability – Ohio Public Employees Retirement System - OPEB Plan – Last Three Years .....	73
Schedule of Library Contributions – Ohio Public Employees Retirement System - Last Seven Years.....	74
Notes to Required Supplementary Information .....	76

Combining and Individual Fund Statements and Schedules:

Combining Statements – Nonmajor Governmental Funds:

Fund Descriptions .....	78
Combining Balance Sheet – Nonmajor Governmental Funds .....	84
Combining Statement of Revenues, Expenditures and Changes in Fund Balances – Nonmajor Governmental Funds .....	85
Combining Balance Sheet – Nonmajor Special Revenue Funds .....	86
Combining Statement of Revenues, Expenditures and Changes in Fund Balances – Nonmajor Special Revenue Funds .....	91
Combining Balance Sheet – Nonmajor Permanent Funds .....	96
Combining Statement of Revenues, Expenditures and Changes in Fund Balances – Nonmajor Permanent Funds.....	99

**Cleveland Public Library**  
*Comprehensive Annual Financial Report*  
*For the Year Ended December 31, 2019*  
*Table of Contents (continued)*

Individual Fund Schedules of Revenues, Expenditures/Expenses and Changes in  
Fund Balance/Equity – Budget (Non-GAAP Basis) and Actual

***Major Funds***

General Fund.....	104
CLEVNET Fund.....	105
Construction Fund.....	106

***Nonmajor Funds***

Anderson Fund.....	107
Endowment for the Blind Fund.....	108
Founders Fund .....	109
Kaiser Fund .....	110
Kraley Fund .....	111
Library Fund .....	112
Pepke Fund .....	113
Wickwire Fund .....	114
Wittke Fund .....	115
Young Fund .....	116
Friends Fund .....	117
Judd Fund .....	118
Ohio Library for the Blind and Physically Disabled (OLBPD) Fund.....	119
Lockwood Thompson Memorial Fund .....	120
Ohio Center for the Book Fund .....	121
Schweinfurth Fund.....	122
Learning Centers Fund.....	123
MyCom Fund.....	124
Early Literacy Fund .....	125
Tech Centers Fund .....	126
Rice Solar Panel System Fund.....	127
Debt Service Fund.....	128
Building and Repair Fund.....	129
Abel Fund .....	130
Ambler Fund.....	131
Beard Fund .....	132
Klein Fund .....	133
Malon/Schroeder Fund.....	134
McDonald Fund .....	135
Ratner Fund .....	136
Root Fund .....	137
Sugarman Fund .....	138
Thompson Fund .....	139
Weidenthal Fund.....	140
White Fund .....	141
Beard Anna Young Fund .....	142

**Cleveland Public Library**  
*Comprehensive Annual Financial Report*  
*For the Year Ended December 31, 2019*  
*Table of Contents (continued)*

---

**III. Statistical Section**

Statistical Section Description .....	S1
Net Position by Component – Last Ten Years.....	S2
Changes in Net Position – Last Ten Years .....	S4
Fund Balances, Governmental Funds – Last Ten Years.....	S6
Changes in Fund Balances, Governmental Funds – Last Ten Years .....	S8
Assessed and Estimated Actual Value of Taxable Property – Last Ten Years.....	S10
Property Tax Rates – Direct and Overlapping Governments – Last Ten Years .....	S12
Real Property and Public Utility Tax Levies and Collections – Last Ten Years.....	S16
Principal Real Property Taxpayers – 2019 and 2010.....	S18
Ratios of Outstanding Debt to Total Personal Income and Debt Per Capita – Current Year .....	S19
Pledged Revenue Coverage Public Library Fund – Current Year .....	S20
Computation of Direct and Overlapping Debt Attributable to Governmental Activities – December 31, 2019 .....	S21
Principal Employers – Current Year and Nine Years Ago .....	S22
Demographic and Economic Statistics – Last Ten Years .....	S23
Full-Time Equivalent Library Employees by Function/Program – Last Ten Years .....	S24
Capital Assets Statistics	
By Neighborhood Branches– Last Ten Years.....	S28
By Main Library, Lake Shore Facility and Woodland Annex – Last Ten Years.....	S38
Operating Indicators – Last Ten Years .....	S40





July 24, 2020

To the Citizens of the Cleveland Metropolitan School District and the Board of Trustees of the Cleveland Public Library:

We are pleased to submit to you the Comprehensive Annual Financial Report of the Cleveland Public Library (the Library) for the fiscal year ended December 31, 2019. This is the ninth year in a row that the Library has submitted its financial report within the broader framework of a *comprehensive annual financial report* (CAFR). The CAFR format provides the Library with a better way to communicate its financial position with the public. In a CAFR, financial information is put within a larger context that provides the reader with the opportunity to understand how the Library functions and the environment in which it operates.

Ohio Revised Code Section 117.38 requires that the Library, as a public office, file a financial report for each fiscal year. The Library's financial report conforms with generally accepted accounting principles (GAAP). The law requires that a financial report of this type be filed with the Auditor of State within 150 days after the close of the fiscal year. At the time the report is filed with Auditor of State, the Library's Chief Fiscal Officer is required to publish a notice in the newspaper that the report has been completed and is available for public inspection.

The Library's management assumes full responsibility for the contents of this report. The financial statements in the report are the work of library management, not the work of independent auditors.

To compile the information for the financial statements in conformity with GAAP, the Library has a comprehensive framework of internal control in place. Because the cost of internal control should not outweigh the benefit, the framework has been designed to provide reasonable—not absolute—assurance that the financial statements are free from material misstatement.

Ohio law requires independent audits to be performed on all financial operations of the Library either by the Ohio Auditor of State or an independent public accounting firm, if permitted by the Auditor of State. BHM CPA Group, Inc. has rendered an opinion on the Library's financial statements as of December 31, 2019, and the Independent Auditor's Report on the basic financial statements is included in the financial section of this report.

Immediately following the independent auditor's report is a narrative introduction, overview and analysis of the basic financial statements, entitled *Management's Discussion & Analysis* (MD&A). This letter of transmittal is meant to complement the MD&A, and is best read in conjunction with it.

---

**Board of Library Trustees**

Maritza Rodriguez, President · Alesha Washington, Vice President · Thomas D. Corrigan, Secretary  
Alice G. Butts · John M. Hairston, Jr. · Anthony Parker · Alan Seifullah

**Felton Thomas, Jr., Executive Director, CEO**

## **PROFILE OF GOVERNMENT**

### **Reporting Entity**

Cleveland Public Library is organized as a school district library under the laws of the State of Ohio, and is one of nine public library systems in Cuyahoga County. The Library's legal service area shares the boundaries of the Cleveland Metropolitan School District (CMSD): approximately 77 square miles and home to nearly 400,000 citizens.

A seven-member board of trustees appointed by the CMSD Board of Education governs the Library. The trustees are appointed for a term of seven years with one term expiring each year. They meet monthly from September to June and serve without compensation.

Although the Library is fiscally independent of the school district, the Board of Education does serve in a ministerial capacity as the taxing authority for the Library. The Board of Library Trustees decides whether to request approval of a tax levy, as well as the role and purpose of the levy. Once such decisions are made, the Board of Education must place the levy on the ballot.

The administration of the Library is the responsibility of Executive Director Felton Thomas. His executive leadership team consists of the chief financial officer, chief legal officer, chief equity, education and engagement officer, chief operations officer, chief talent officer, chief communications and marketing officer, chief external relations and development officer, special assistant to the director, and the directors of public services and collection services.

### **Services**

Since its beginning in 1869, the Library has evolved with the City of Cleveland. As the City grew, so did the Library and the range of services it offered. It opened as the "Public School Library" for the Cleveland Board of Education with 5,800 books. By the 1890s, the Library recognized the need for services at the neighborhood level for children who could not travel to the downtown facility, and opened four branch libraries in rented buildings. A branch building program started in 1903 with a donation from Andrew Carnegie. From 1903 to 1914, a total of \$590,000 in funding was received and eleven branches were built. Today, there are 27 branches spread throughout the city.

For 56 years, the Main Library was in a series of temporary and rented spaces. In 1925, Main Library opened to the public in a new building located in the Group Plan of Cleveland, where all the public buildings surrounding the Mall are designed in a similar classical style. In 1991, a \$90 million bond issue was approved by voters for the renovation of the Main Library and for the construction of a new 267,000 square foot annex named the Louis Stokes Wing, dedicated on April 12, 1997.

By this time, the Library's collection had grown to over 10 million items, making it one of the most important public library collections in the country. Additional space was needed to house books that were requested less frequently but were still of value to the community. A former high school building nine miles east of downtown was purchased and converted into a multi-use facility. In addition to the storage area for half a million books and bound periodicals, the Cleveland Public Library Lake Shore Facility contains a branch library for the neighborhood, the Ohio Library for the Blind & Physically Disabled, a staff training center, meeting rooms, the stockroom for the library system, and all the "behind-the-scenes" departments that purchase, catalog, and process library books and other materials.

This infrastructure exists to provide service to the public. The Library's service model has the Main Library at its center where most of the books, DVDs and CDs are housed. Neighborhood branches have smaller collections but library patrons can use the online catalog to request materials and have them delivered to a conveniently located facility. Each facility in the system provides library patrons with

access, not only to books and other materials such as movies, musical recordings and audio books, but also access to technology. Over 730 computers are available for personal use and one-on-one instruction by library staff.

The Library was an early adopter of computer technology and was at the forefront of efforts to automate library functions. The Library started a major investment in technology in 1979. Within two years, automated circulation control was begun in eleven of the busiest branch libraries and extended to all branches by the next year. The Library made a commitment to share its database and its equipment with other neighboring libraries. Cleveland Heights-University Heights Public Library joined the automated circulation system and online catalog in 1982, marking the birth of the CLEVNET resource-sharing network. From that beginning, CLEVNET has grown to 46 library systems in 12 counties across northeast Ohio, serving more than 1.2 million people. Each month, Cleveland Public Library shares over 70,000 items from its collection with the other CLEVNET-member libraries.

### **Budget**

The majority of the Library's funding comes from property taxes and the State of Ohio's Public Library Fund (PLF). The PLF provides approximately 36 percent of the Library's revenues, whereas the levied mills (8.8) account for 56 percent (property taxes) of the revenues. The remaining revenue comes from grants, fines, fees, and investment earnings.

During the State's biennium budget (HB 153), July 1, 2011 through June 30, 2013, the PLF was derived from a specific dollar amount of the State's total general tax revenue. Beginning August 1, 2011 through June 30, 2014, the PLF received a specific dollar amount equal to 95 percent of the amount distributed during the July 2010 through June 2011 base year. HB 153 made significant changes to prominent revenue sharing and tax reimbursement programs, including the PLF. It returned the PLF to a percentage of general revenue fund (GRF) taxes for fiscal year 2014 and beyond. This percentage was computed by dividing fiscal year 2013 PLF distributions by fiscal year 2013 actual GRF tax revenues, which has calculated out to be 1.66 percent. Statutorily, the Public Library Fund (PLF) receives 1.66 percent of the revenue from all State General Revenue tax sources. The State's biennium budget (HB 64), July 1, 2015 through June 30, 2017, temporarily increased this percentage to 1.7 percent. The State's biennium budget (HB 49), July 1, 2017 through June 30, 2019 temporarily decreased the statutory percentage to 1.68 percent from HB 64. The State's biennium budget HB 166 (133rd General Assembly) temporarily increased this percentage to 1.7 percent for FY 2020 and FY 2021.

The tangible personal property (TPP) replacement payments to local governments and schools from the tax reform passed in 2005 was phased out and the last collection year for the Library was in 2017.

The budget process for the Library begins each spring and is presented to the board in May for approval. The budget is then sent to the Cleveland Metropolitan School District (CMSD) Board of Education and a public hearing is held at its June meeting. The CMSD Board of Education has fiduciary responsibility to move the Library's budget through the hearing and approval process, but cannot alter the budget nor provide input to the budget. Once the Library's budget is approved at the CMSD June meeting, the CMSD Board of Education forwards the budget to the Cuyahoga County Budget Commission. The County Budget Commission presents the budgets for all libraries in the county at a September public meeting. This public meeting is not to decide Cleveland Public Library's budget; the Library has an agreement with the Cuyahoga County Budget Commission County through December 2021 as to how the Public Library Fund (PLF) revenues should be distributed among the nine library systems within the County. Were this agreement not in place, a public hearing would be called to decide the distribution of funds. The Library's current agreement with the Cuyahoga County Budget Commission is the extension of a prior agreement stating that the Library receives 41.18430 percent of Cuyahoga County's PLF entitlement, up to the amount distributed in 2007 by what was then called the Library and Local

Government Support Fund (LLGSF); should PLF receipts exceed the amount distributed to the libraries in the 2007 Base Year, Cleveland Public Library will receive 31.17 percent of the excess.

## **THE LIBRARY'S ECONOMIC CONDITION**

According to the Federal Reserve Bank of Cleveland, economic conditions in the Cleveland metro area continued to improve in 2019. After a year of holding relatively even in 2018, the unemployment rate dropped steadily in 2019, reaching its lowest reading for the metro area since October 2001.

Growth in gross domestic product (GDP) that had begun to pick up in 2017, continued to accelerate. GDP per capita had been growing at just 1.1 percent in 2016, but jumped to 3.5 percent in 2017. The Federal Reserve Bank uses GDP per capita as a rough measure of economic well-being. When compared with 2007, before the Great Recession, GDP per capita in the Cleveland metro area has grown 9.4 percent.

Employment in the area grew slowly, with an increase of less than 1 percent. This increase represents a gain of nearly 8,000 jobs. Growth was slower in the Cleveland metro area and Ohio than in the United States, where employment grew 1.5 percent. According to analysts at the Federal Reserve, the slower growth in the metro area and the State could, in part, be a result of longer-run population trends. Ohio has experienced slower population growth than the nation as a whole, and the metro area's population has been declining for years. A declining population means that there are fewer people to add to the work force.

Growth in construction employment was particularly strong in the Cleveland metro area, Ohio, and the United States. In the metro area and the nation, employment grew 4.2 percent. After declining during much of 2015, 2016, and the first part of 2017, manufacturing employment picked up in the metro area, growing 2.2 percent. Despite its importance as the largest employment sector in the Cleveland metro area, the education and health services sector saw little growth, just 0.8 percent year-over-year. Nevertheless, the Federal Reserve is encouraged by this growth, however minimal, when compared with the sector's declines in the metro area as recently as 2017.

Manufacturing and professional and business services each accounted for about a third of the new jobs added in the Cleveland metro area. Education and health services remains the top employment sector in the metro area adding a net of 1,451 jobs. This total represents an increase of 1,509 jobs in the healthcare sector and a loss of 58 jobs in education. The leisure and hospitality sector also added a significant number of jobs, most of them in accommodation and food services. Employment in the trade, transportation, and utilities sector has been declining since mid-2016.

According to analysts at the Federal Reserve, consumer debt per capita increased slightly in the Cleveland metro area, Ohio, and the United States between 2018 and 2019. The increase was the largest in the metro area, where the figure grew 2.0 percent, or \$565, to \$29,107. In Ohio, debt per capita grew 1.8 percent, or \$510, to \$28,462. In the United States, debt per capita is higher than in the Cleveland metro area and Ohio (largely the result of higher average home prices elsewhere in the nation), but growth was slower. Nationwide, consumer debt per capita grew 0.9 percent, or \$358, to \$41,252.

The credit card delinquency rate has been steady at 7.7 percent of total card balances in the Cleveland metro area since the second quarter of 2018. This is just slightly higher than the delinquency rate in the United States, which was at 7.5 percent in the first quarter of 2019. In Ohio, credit card delinquency has stabilized at a lower 7.0 percent.

While year-over-year home price growth remained positive at 4.1 percent, the median home value in the Cleveland metro area fell from a March 2019 peak of \$147,000 to \$145,800 (a 0.9 percent drop).

Similarly in Ohio, the median home value fell 0.6 percent, from \$139,900 to \$139,100, though the year-over-year figure was up 5.4 percent. In the United States, home prices have been stable (\$226,800 in May 2019), with the same year-over-year increase as Ohio.

A strong economy was not the only thing Clevelanders celebrated in 2019. Clevelanders also celebrated the Library's 150th anniversary, a milestone that speaks to the revered place libraries have long held in our lives. Throughout the year, we hosted special events and programs honoring not only our institution's storied past, but also its future. Offerings included a puppetry exhibit; a keynote Writers & Readers discussion; photography and storytelling projects to document the people and places of Cleveland in 2019; and a free street festival with family friendly performances, art, games, and even a Ferris wheel. All year long, we focused on thanking our community while also setting the stage for our upcoming capital projects, which will transform all our branch libraries in the coming decade to best serve Clevelanders for the next 150 years and beyond.

Cleveland Public Library kicked off its 150th year of service to the community in a big way by announcing the elimination of overdue fines for library materials. The new fine-free policy, which went into effect on July 27, 2019, was a natural extension of the Library's efforts to improve public access to resources and information. As Executive Director Felton Thomas, Jr. explained when revealing the fine-free initiative at his State of the Library address at The City Club of Cleveland, eliminating fines will remove barriers and help more people access the Library. By extension, this change will help Cleveland Public Library fulfill its mission of fostering learning experiences by sparking curiosity, making connections, and building skills every day for all Greater Clevelanders. While fines are no longer assigned to overdue materials, items not returned within a designated timeframe will be considered lost and accrue a replacement fee. This system ensures library materials remain in circulation while also releasing patrons from the burden of overdue fines, which may have a disproportionate effect on low-income and vulnerable populations.

The magic of puppetry came to life at Cleveland Public Library this year in the form of a special exhibit in Brett Hall. *The World of Puppets: From Stage to Screen* celebrated a beloved art form that spans centuries, cultures, and the world's nations to appeal to children and adults alike. The exhibit featured more than 100 puppets from around the world, including antique puppets as well as modern-day popular characters from theater, film, and television. Exhibit visitors encountered Sesame Street's Oscar the Grouch, Audrey II from *Little Shop of Horrors*, and Nutso and Shirley from Cleveland's own *Hickory Hideout*, among many others. The exhibit also celebrated the Library's 150th anniversary by reflecting on its history of services to children and its longstanding mission to make public art and performance readily available to the community.

Puppets were also the stars of Cleveland Public Library's 2019 Summer Lit League program. With a theme of "PuppetPalooza" and a full lineup of events, community celebrations, hands-on learning experiences, and giveaways, Summer Lit League was bigger and better than ever in 2019. Summer Lit League encourages reading by giving kids and teens a chance to get involved in their communities, to be creative throughout the summer months, and to win prizes for finishing books. From puppetry workshops to author appearances, neighborhood celebrations, and more, Library staff inspired young patrons to get excited about reading over the summer months, which helps kids build vocabulary, stay engaged, and show up to the new school year better prepared.

On July 27, 2019, the Library's year of anniversary celebrations culminated in a free, daylong street festival in downtown Cleveland. Part of Superior Avenue was shut down that day to accommodate this all-ages event packed full of world-class performers, public art, giveaways for kids, games, and Ferris wheel rides. Thousands of community members flocked to the CPL150 Street Festival, which featured comedian Roy Wood, Jr., DJ Dâm-Funk, ballet fusion dance company Hiptlet, author Eric Litwin, artist

and illustrator Raúl the Third, MOCA's LOADED performance series, the parent-friendly kids' music group Big Bang Boom, the Cleveland Inner City Ballet, and other performers, musicians, and artists. The event also featured a puppet parade, a *Lion King* ticket giveaway for Summer Lit League program finishers, balloon animal creations, roller skating demonstrations, a beer garden for adults in the evening hours, and more, which was our way of thanking Clevelanders for their role in the Library's success. All Cleveland Public Library neighborhood branches closed for the festival, and Lolly the Trolley provided shuttle service at select branches to ensure the event was accessible to the public.

The Library's esteemed Writers & Readers series returned on September 24 to welcome broadcast journalist Soledad O'Brien in conversation with rapper and political activist Michael "Killer Mike" Render. The event highlighted Writers & Readers' new mission to bring together authors, performers, journalists, activists, and educators to discuss the books and stories that shaped their lives. As professionals who speak widely about the nation's political landscape, particularly regarding race, diversity, social inequality, and marginalized populations, O'Brien and Killer Mike offered a thought-provoking conversation that covered their pasts, their inspirations, and the power of empathy and imagination.

In 2019, Cleveland Public Library embarked on yearlong photography and oral history projects to document the lives and stories of everyday Clevelanders. Through these projects, the Library shared the energy, spirit, and diversity of our city through photographs and stories, all while building connections and fostering community pride. *Cleveland 20/20: A Photographic Exploration of Cleveland* captured the spirit of Cleveland's people and places. This multi-faceted program enlisted local professional photographers to spend a year documenting the residents and neighborhoods of Cleveland. The Library also partnered with ideastream to spearhead the *CPL150 Storytelling Project* to gather stories from Cleveland residents recorded in their own voices. Both *Cleveland 20/20* and the *CPL150 Storytelling Project* confirmed the Library's commitment to capturing life in Cleveland as it was in 2019. Ultimately, these projects helped honor our patrons and our community by sharing the stories of everyday Clevelanders who make up the fabric of our city.

Every year, the Library honors the life and work of Dr. Martin Luther King, Jr. at a special commemorative ceremony, and 2019 was no exception. At the special event on January 21, the Library bestowed the annual Drum Major for Change Award on several prominent community members. The award, which is named for Dr. King's 1968 "The Drum Major Instinct" sermon, recognizes those who selflessly commit their life's work in service of others. This year, the Drum Major for Change Award went to Reverend Dr. Otis Moss, Jr., activist Dr. Yvonne Pointer, and former Cleveland Mayor Michael R. White.

Beyond our 150th anniversary celebrations, we offered a rich array of programs, services, and events throughout 2019 that focused on everything from art, education, technology, and beyond.

First, we were proud to partner with the Cleveland Museum of Art on *Currently Under Creation*, a curatorial arts program that encourages high school students to explore the world of art curation and learn about careers in the museum world, all while cultivating valuable skills and making use of the Library's collection of Public Works of Art Project (PWAP) and Works Progress Administration (WPA) artwork.

The Library also maintained its partnership with the Greater Cleveland Food Bank, which demonstrates that libraries are more than buildings full of books—they can serve as networks to provide hungry children with nutritious meals. Thanks to this partnership, the Library provided free, nutritious food to children throughout the year at all branch locations to ensure children receive the nutrition they need to help them learn, grow, and play.

In addition to events celebrating our sesquicentennial, we were proud to offer some of the same beloved programs we put on every year but in bigger and better ways in 2019. In November, our seventh annual Cleveland Maker Faire was held for the first time at the Great Lakes Science Center. This full day of family friendly games, experiments, and projects featured explosives, bowling, slime, and more, with the Library's TechCentral staff on hand to present virtual reality stations, button making, 3D printing demonstrations, and other activities. Earlier in the year, TechCentral also held a series of Sphero Robotics summer camps at six branch libraries to help campers gain hands-on instruction in design and coding.

The Ohio Center for the Book once again hosted the *Letters about Literature* program for youth, as well as *Get Graphic!* discussions and the popular *Coffee & Comics* workshops held at Rising Star Roastery in Ohio City. The International Languages Department, meanwhile, offered Chinese language story times at two off-site school locations and offered dozens of events serving both adults and juveniles in the local Russian and Polish-speaking communities.

This year, a special youth development pilot program inspired by the Library's partnership with the Beit She'an Library in Israel helped transform the lives of teen participants at our East 131<sup>st</sup> Branch. The teen members of the newly formed Corlett Volunteens meet at the branch to create, design, and facilitate library programs; assist patrons; research and write grants for programs; and make the community a better place. This program helps teens develop leadership skills, improve their community, and envision how to make their own dreams come true.

Other neighborhood branches throughout the system embarked on programs and events of their own to serve the community. Staff at Addison started an Afterschool Coding Program based on Code.org's curriculum; Fleet hosted a Summer Literacy Celebration in June; Hough held its Hough Reads literacy program weekly over the summer; Jefferson embarked on its third year of hosting the Tremont Think and Drink book club at Prosperity Social Club; and multiple branches offered free health screenings through a special partnership with MetroHealth Medical System, the Northeast Ohio Medical University, the Greater Cleveland Food Bank, and the Partnership for Urban Health.

In partnership with The Rock and Roll Hall of Fame, Rockport hosted the first Fight the Power Program this year to focus on how music has played a vital role in social change. Additionally, Rockport's Best Buy Teen Tech Center thrived during its first full year of operations—membership doubled throughout 2019, reaching about 400 members with as many as 500 member visits a month. South Branch, meanwhile, enjoyed its first full year of operation as a newly renovated space, with the new sound booth proving especially popular.

Brooklyn hosted Common Ground through Conversation, a collaborative effort with the Cleveland Police Commission, to further the dialogue between communities and law enforcement. Sterling presented multi-week arts residencies led by professional artist-teachers in partnership with the Center for Arts-Inspired Learning. Finally, Walz hosted its monthly mobile pantry in partnership with the Cleveland Food Bank, serving approximately 120 households and 450 individuals each month.

While this year was full of events honoring the Library's history, we also directed our vision on the future. In 2019, we considered what the next 150 years could look like for this organization and how we can become a library of the future that can best serve tomorrow's patrons. After Cleveland residents passed a tax levy in 2017 to renew and increase support for the Library, we were able to move forward confidently with plans to reimagine all 27 neighborhood libraries in our system. In the coming decade, every branch library will be significantly updated, redesigned, or even rebuilt, all to better serve our community. Our Facilities Master Plan, which we unveiled in 2019, outlines how we intend to transform each branch in our system over the next ten years in order to fulfill our promise to revitalize our libraries.

Throughout its 150-year history, Cleveland Public Library has been an innovator in library services and has always been open to everyone, regardless of age, economic background, or ethnicity. Even as we celebrated our past in 2019, we were actively working to improve our future and to give Clevelanders the best network of community libraries we possibly can.

### **Long-Term Financial Planning**

The Library places an emphasis on long-term planning and prepares five and ten-year financial forecasts that is shared regularly with the Board of Library Trustees. Assumptions are an integral part of the forecast and represent what the Library believes are significant factors impacting the forecast. It is updated as material changes to income and expenditures are determined, and it covers both operational and capital needs to maintain and enhance current services and facilities.

In addition to the long-range operating budget, the Library has developed a 10-year Facilities Master Plan (the Master Plan) for capital purposes. The Master Plan provides options for the renovation, expansion, consolidation, or relocation of all of the Library's buildings over the next decade in order to meet the Library's long term goals. We are currently engaged in Group 1 of the Facilities Master Plan, which includes the sale of notes to generate sufficient capital funds to complete Group 1 consisting of 13 Branches and a Central Distribution Facility.

An implementation plan has also been created as part of the Master Plan, recommending that the entire Master Plan be phased in and that a certain number of facilities improvements be implemented initially as a part of Group 1, in order to allow the Library to work within a responsible budget necessary to support the financing for the projects.

In April 2019, the Library Board of Trustees approved the selection of branches in Group 1 at a total cost of \$62,000,000 and authorized the Executive Director to begin the implementation process. In June 2019, the Library Board of Trustees authorized the issuance of notes for Group 1 of the Master Plan. The Library's sale of \$62 million of Public Library Fund Notes on August 15, 2019 was a great success. The all-in interest rate, inclusive of interest costs and costs of issuance, was 2.91 percent for the 30-yr debt offering. These funds must be spent on capital improvements within the next five years

### **Relevant Financial Policies**

All budgetary and financial policies are established by Ohio law and/or the Library Board of Trustees. Budgetary procedures are established by the Library's Fiscal Officer. The implementation of policies and procedures is the responsibility of the Library's Executive Director and Fiscal Officer.

A significant financial policy of the Library, the Investment Policy, was revised by the Library Board of Trustees. The effective date of this policy is April 18, 2019 and represents a revision to the previously submitted policy, dated June 16, 2016. It is the fifth revision to the original policy dated June 17, 2000 (1st revision September 18, 2003; 2nd revision September 15, 2005, 3rd revision March 20, 2014, 4th revision June 16, 2016, 5th revision April 18, 2019). This policy includes [totally or partially] sections of the statute in order to describe eligible investments. In some sections, the policy places further limits upon the use of eligible investments or investment transactions.

The purpose of this investment policy is to establish priorities and guidelines regarding the investment management of the Library's investment funds ("Portfolio") and the Library's endowment funds ("Endowments"). Overall priorities and guidelines for the Portfolio are based upon Ohio Revised Code Chapter 135.14 and prudent money management. Guidelines for the Endowments are based upon Ohio Revised Code Chapter 2109.37 and 2109.371 as delineated by a 1975 Cuyahoga County Probate Court Order and a ruling from the Cuyahoga County Prosecutor's Office.



In June 2019, the Library Board of Trustees approved a Post-Issuance Compliance Policy in connection with the issuance of tax-exempt and tax-preferred obligations by the Library. Since the Library uses bonds as one means of financing capital projects in support of its mission, this Post-Issuance Compliance Policy outlines the policies and procedures to promote compliance with federal income tax and securities laws, as well as the requirements set forth in the bond documents for each bond issue. The policy is to strictly follow the U.S. Constitution and laws, the Ohio Constitution and laws, and all applicable Federal and state regulations.

## **AWARDS & ACKNOWLEDGMENTS**

### **Awards**

The Government Finance Officers Association of the United States and Canada (GFOA) awarded a Certificate of Achievement for Excellence in Financial Reporting to the Cleveland Public Library for its Comprehensive Annual Financial Report (CAFR) for the year ended December 31, 2018. This was the eighth year the Library has prepared a CAFR and has achieved this prestigious award. In order to be awarded a Certificate of Achievement, a government had to publish an easily readable and efficiently organized CAFR that satisfied both generally accepted accounting principles and applicable program requirements.

A Certificate of Achievement for Excellence in Financial Reporting is valid for a period of one year only. However, we believe that our current CAFR continues to meet the Certificate of Achievement for Excellence in Financial Reporting requirements, and we are submitting it to the GFOA to determine its eligibility for another certificate.

### **Acknowledgments**

The preparation of this report would not have been possible without the skill, effort, and dedication of the entire staff of the Financial Services department and the Administrative staff. We wish to thank all Library departments for their assistance in providing the data necessary to prepare this report. Credit also is due to the Board of Library Trustees for their unfailing support for maintaining the highest standards of professionalism in the management of the Cleveland Public Library's finances.

The seven trustees who serve on the Board of the Cleveland Public Library give generously of their time and energy to further the Library's mission. Their careful and judicious oversight continues to guide the Library through challenging times. For their service, the Library's management is most grateful.

The citizens of Cleveland have proudly supported their public library throughout its long history. They continue to challenge us to deliver the highest levels of library service. We thank them for their support as we strive to always be worthy of their trust.

Respectfully submitted,

A handwritten signature in blue ink that reads "Carrie Krenicky". The signature is written in a cursive style with a large initial 'C'.

Carrie Krenicky  
Chief Financial Officer/Fiscal Officer

A handwritten signature in blue ink that reads "Felton Thomas". The signature is written in a cursive style with a large initial 'F'.

Felton Thomas  
Executive Director

CLEVELAND PUBLIC LIBRARY

LIST OF PRINCIPAL OFFICIALS  
as of December 31, 2019

BOARD OF LIBRARY TRUSTEES

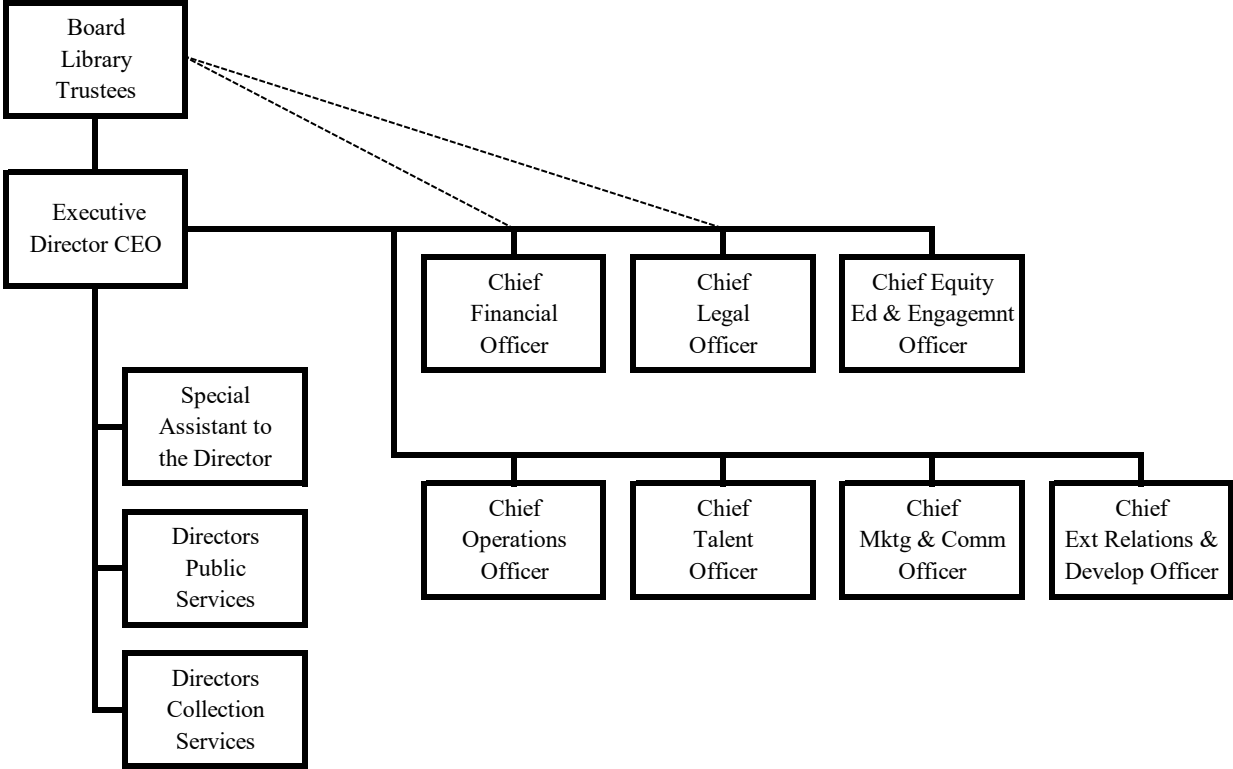
Maritza Rodriguez ..... President  
Alesha Washington ..... Vice President  
Thomas D. Corrigan ..... Secretary  
Alice G. Butts ..... Member  
John M. Hairston..... Member  
Anthony T. Parker..... Member  
Alan Seifullah ..... Member

ADMINISTRATIVE STAFF

Felton Thomas ..... Executive Director/Chief Executive Officer  
Carrie Krenicky..... Chief Financial Officer/Fiscal Officer  
Joyce Dodrill..... Chief Legal Officer  
Sadie Winlock..... Chief Equity, Education & Engagement Officer  
Jeremiah Swetel ..... Chief Operations Officer  
Lynn Sargi..... Chief Talent Officer  
Tana Peckham..... Chief Marketing & Communications Officer  
Shenise Johnson Thomas ..... Chief External Relations & Development Officer  
Timothy Diamond..... Special Assistant to the Director  
John Skrtic ..... Director of Public Services  
Harriette Parks ..... Director of Public Services  
Jean McFarren..... Director of Collection Services

CLEVELAND PUBLIC LIBRARY

ORGANIZATIONAL CHART





Government Finance Officers Association

**Certificate of  
Achievement  
for Excellence  
in Financial  
Reporting**

Presented to

**Cleveland Public Library  
Ohio**

For its Comprehensive Annual  
Financial Report  
for the Fiscal Year Ended

**December 31, 2018**

*Christopher P. Morill*

Executive Director/CEO

**This page intentionally left blank.**

# FINANCIAL

CELEBRATING 150 YEARS OF SERVICE!

**This page intentionally left blank.**





**bhm cpa group, inc.**  
CERTIFIED PUBLIC ACCOUNTANTS

---

## **Independent Auditor's Report**

Cleveland Public Library  
Cuyahoga County  
325 Superior Avenue  
Cleveland, Ohio 44114

To the Board of Trustees:

### ***Report on the Financial Statements***

We have audited the accompanying financial statements of the governmental activities, each major fund, and the aggregate remaining fund information of Cleveland Public Library, Cuyahoga County, Ohio (the Library), as of and for the year ended December 31, 2019, and the related notes to the financial statements, which collectively comprise the Library's basic financial statements as listed in the table of contents.

### ***Management's Responsibility for the Financial Statements***

Management is responsible for preparing and fairly presenting these financial statements in accordance with accounting principles generally accepted in the United States of America; this includes designing, implementing, and maintaining internal control relevant to preparing and fairly presenting financial statements that are free from material misstatement, whether due to fraud or error.

### ***Auditor's Responsibility***

Our responsibility is to opine on these financial statements based on our audit. We audited in accordance with auditing standards generally accepted in the United States of America and the financial audit standards in the Comptroller General of the United States' *Government Auditing Standards*. Those standards require us to plan and perform the audit to reasonably assure the financial statements are free from material misstatement.

An audit requires obtaining evidence about financial statement amounts and disclosures. The procedures selected depend on our judgment, including assessing the risks of material financial statement misstatement, whether due to fraud or error. In assessing those risks, we consider internal control relevant to the Library's preparation and fair presentation of the financial statements in order to design audit procedures that are appropriate in the circumstances, but not to the extent needed to opine on the effectiveness of the Library's internal control. Accordingly, we express no opinion. An audit also includes evaluating the appropriateness of management's accounting policies and the reasonableness of their significant accounting estimates, as well as our evaluation of the overall financial statement presentation.

We believe the audit evidence we obtained is sufficient and appropriate to support our audit opinions.

---

One East Campus View Blvd. Suite 300 • Columbus, OH 43235 • (614) 430-0590 • FAX (614) 448-4519  
PO Box 875 • 129 Pinckney Street • Circleville, OH 43113 • (740) 474-5210 • FAX (740) 474-7319  
PO Box 687 • 528 S. West Street • Piketon, OH 45661 • (740) 289-4131 • FAX (740) 289-3639

[www.bhmcpagroup.com](http://www.bhmcpagroup.com)

***Opinion***

In our opinion, the financial statements referred to above present fairly, in all material respects, the respective financial position of the governmental activities, each major fund, and the aggregate remaining fund information of Cleveland Public Library, Cuyahoga County, Ohio, as of December 31, 2019, and the respective changes in financial position thereof and the respective budgetary comparisons for the General Fund and CLEVNET Fund for the year then ended in accordance with the accounting principles generally accepted in the United States of America.

***Emphasis of Matter***

As discussed in Note 21 to the financial statements, during 2020, the financial impact of COVID-19 and the ensuing emergency measures will impact subsequent periods of the Library. We did not modify our opinion regarding this matter.

***Other Matters***

***Required Supplementary Information***

Accounting principles generally accepted in the United States of America require this presentation to include *Management's discussion and analysis* and *schedules of net pension and other post-employment benefit liabilities and pension and other post-employment contributions*, listed in the table of contents, to supplement the basic financial statements. Although this information is not part of the basic financial statements, the Governmental Accounting Standards Board considers it essential for placing the basic financial statements in an appropriate operational, economic, or historical context. We applied certain limited procedures to the required supplementary information in accordance with auditing standards generally accepted in the United States of America, consisting of inquiries of management about the methods of preparing the information and comparing the information for consistency with management's responses to our inquiries, to the basic financial statements, and other knowledge we obtained during our audit of the basic financial statements. We do not opine or provide any assurance on the information because the limited procedures do not provide us with sufficient evidence to opine or provide any other assurance.

***Supplementary and Other Information***

Our audit was conducted to opine on the Library's basic financial statements taken as a whole.

The introductory section, the financial section's combining statements, individual fund statements and schedules, and the statistical section information present additional analysis and are not a required part of the basic financial statements.

The statements and schedules are management's responsibility, and derives from and relates directly to the underlying accounting and other records used to prepare the basic financial statements. We subjected these statements and schedules to the auditing procedures we applied to the basic financial statements. We also applied certain additional procedures, including comparing and reconciling statements and schedules directly to the underlying accounting and other records used to prepare the basic financial statements or to the basic financial statements themselves in accordance with auditing standards generally accepted in the United States of America.

In our opinion, these statements and schedules are fairly stated in all material respects in relation to the basic financial statements taken as a whole.

We did not subject the introductory section and statistical section information to the auditing procedures applied in the audit of the basic financial statements and, accordingly, we express no opinion or any other assurance on them.

***Other Reporting Required by Government Auditing Standards***

In accordance with *Government Auditing Standards*, we have also issued our report dated July 24, 2020, on our consideration of the Library's internal control over financial reporting and our tests of its compliance with certain provisions of laws, regulations, contracts and grant agreements and other matters. That report describes the scope of our internal control testing over financial reporting and compliance, and the results of that testing, and does not opine on internal control over financial reporting or on compliance. That report is an integral part of an audit performed in accordance with *Government Auditing Standards* in considering the Library's internal control over financial reporting and compliance.

A handwritten signature in black ink that reads "BHM CPA Group". The letters are cursive and somewhat stylized.

BHM CPA Group, Inc.  
Piketon, Ohio  
July 24, 2020

**Cleveland Public Library**  
**Cuyahoga County**  
*Management's Discussion and Analysis*  
*For the Year Ended December 31, 2019*  
*Unaudited*

---

The Discussion and Analysis of the Cleveland Public Library's (the "Library") financial performance provides an overall review of the Library's financial activities for the year ended December 31, 2019. The intent of this discussion and analysis is to look at the Library's financial performance as a whole. Readers should also review the basic financial statements and the notes to the basic financial statements to enhance their understanding of the Library's financial performance.

### **Financial Highlights**

Key financial highlights for 2019 are:

The assets and deferred outflows of resources of the Library exceeded its liabilities at the close of the most recent fiscal year by \$102,645,364 (*net position*). Of this amount, \$82,599,142 represents the Library's net investment in capital assets, \$19,494,636 represents restricted net position and \$551,856 represents unrestricted net position.

The Library's total net position decreased by \$1,676,437 or 1.61 percent from 2018. Of this amount, total net investment in capital assets decreased by \$848,291 or 1.02 percent, restricted net position increased by \$3,326,813 or 20.58 percent, and unrestricted net position decreased by \$4,154,959 or 88.28 percent, mainly due to the payment on the debt.

At the close of the 2019, the Cleveland Public Library's governmental funds reported combined fund balances of \$129,332,600, an increase of \$75,218,751 in comparison with the prior year. Approximately 22 percent of this amount (\$27,911,770) is available for spending at the Library's discretion (*unassigned fund balance*).

At the end of 2019, unrestricted fund balance (the total of the *committed*, *assigned* and *unassigned* components of *fund balance*) for the general fund was \$32,842,915, or approximately 58 percent of total general fund expenditures.

In September, the Library sold notes to begin work on Group 1 of the Facilities Master Plan that was developed for the renovation, expansion, consolidation, or relocation of approximately 13 branches along with a new central distribution facility. The Library sold \$62,000,000 Library Fund Library Facilities Notes, Series 2019A which consisted of \$28,510,000 Tax Exempt Serial Notes and \$24,490,000 Tax-Exempt Term Notes and Series 2019B which consisted of \$9,000,000 Federally Taxable Serial Notes. Group 1, consisting of two phases, 1A and 1B, is expected to take 5 years to complete.

### **Using These Basic Financial Statements**

This annual report consists of a series of financial statements and notes to those statements. These statements are prepared and organized so the reader can understand the Cleveland Public Library as a financial whole or as an entire operating entity. The statements proceed to provide an increasingly detailed look at our specific financial condition.

The Statement of Net Position and Statement of Activities provide information about the activities of the whole Library, presenting both an aggregate view of the Library's finances and a longer-term view of those assets. Major fund financial statements provide the next level of detail. For governmental funds, these statements tell how services were financed in the short term as well as what dollars remain for future

**Cleveland Public Library**  
**Cuyahoga County**  
*Management's Discussion and Analysis*  
*For the Year Ended December 31, 2019*  
*Unaudited*

---

spending. The fund financial statements also look at the Library's most significant funds with all other non-major funds presented in total in one column.

### **Reporting the Library as a Whole**

#### *Statement of Net Position and Statement of Activities*

While this document contains information about the funds used by the Library to provide services to our citizens, the view of the Library as a whole looks at all financial transactions and asks the question, "How did the Library do financially during 2019?" The Statement of Net Position and the Statement of Activities answer this question. These statements include all assets and deferred outflows of resources and liabilities and deferred inflows of resources using the accrual basis of accounting similar to the accounting method used by the private sector. The accrual basis of accounting takes into account all of the current year's revenues and expenses regardless of when the cash is received or paid.

These two statements report the Library's net position and the changes in its position. The change in net position is important because it tells the reader whether, for the Library as a whole, the financial position of the Library has improved or diminished. However, in evaluating the overall position of the Library, non-financial information such as changes in the Library's tax base and the condition of the Library's capital assets will also need to be evaluated. The Statement of Net Position and the Statement of Activities are divided into the following categories:

- Assets
- Deferred Outflows of Resources
- Liabilities
- Deferred Inflows of Resources
- Net Position (Assets plus Deferred Outflows of Resources minus Liabilities minus Deferred Inflows of Resources)
- Program Revenue and Expenses
- General Revenues
- Net Position Beginning of Year and Year's End

### **Reporting the Cleveland Public Library's Most Significant Funds**

#### *Fund Financial Statements*

The presentation of the Library's major funds begins on page 17. Fund financial reports provide detailed information about the Library's major funds based on the restrictions on the use of monies. The Library has established many funds that account for the multitude of services and facilities provided for our patrons. However, these fund financial statements focus on the Library's most significant funds. In the case of the Library, the major funds are the general fund, the CLEVNET special revenue fund and the construction capital projects fund.

### **Government Funds**

All of the Library's activities are reported in the governmental funds focusing on how money flows into and out of those funds and the balances left at year-end available for spending in future periods. Governmental funds are reported using an accounting method called modified accrual accounting, which

**Cleveland Public Library**  
**Cuyahoga County**  
*Management's Discussion and Analysis*  
*For the Year Ended December 31, 2019*  
*Unaudited*

measures cash and all other financial assets that are expected to be readily converted to cash. The governmental fund statements provide a detailed short-term view of the Library's general operations and the basic services it provides. Governmental fund information helps you determine whether there are more or fewer financial resources that can be spent in the near future on services provided to our residents. The relationship (or differences) between governmental activities (reported in the Statement of Net Position and the Statement of Activities) and governmental funds is reconciled in the financial statements.

**Fiduciary Funds**

Fiduciary funds are used to account for resources held for the benefit of parties outside the government. Fiduciary funds are not reflected in the government-wide financial statements because the resources of those funds are not available to support the Library's own programs.

**The Library as a Whole**

Recall that the Statement of Net Position provides the perspective of the Library as a whole. Table 1 provides a summary of the Library's net position for 2019 compared to 2018.

**Table 1**  
*Net Position*

	Governmental Activities		
	2019	2018	Change
<b>Assets</b>			
Current and Other Assets	\$189,043,728	\$113,878,652	\$75,165,076
Net Pension Asset	197,691	254,772	(57,081)
Capital Assets, Net	83,204,748	85,819,888	(2,615,140)
<i>Total Assets</i>	<u>272,446,167</u>	<u>199,953,312</u>	<u>72,492,855</u>
<b>Deferred Outflows of Resources</b>			
Pension	17,063,913	8,073,116	8,990,797
OPEB	2,117,412	1,657,073	460,339
<i>Total Deferred Outflows of Resources</i>	<u>19,181,325</u>	<u>9,730,189</u>	<u>9,451,136</u>
<b>Liabilities</b>			
Current and Other Liabilities	3,690,762	5,189,622	(1,498,860)
Long-Term Liabilities:			
Due Within One Year	1,125,087	121,833	1,003,254
Due In More Than One Year:			
Net Pension Liability	57,426,553	32,859,743	24,566,810
Net OPEB Liability	26,629,770	22,219,140	4,410,630
Other Amounts	66,351,977	1,390,666	64,961,311
<i>Total Liabilities</i>	<u>\$155,224,149</u>	<u>\$61,781,004</u>	<u>\$93,443,145</u>

(continued)

**Table 1**  
*Net Position (continued)*

	Governmental Activities		
	2019	2018	Change
<b>Deferred Inflows of Resources</b>			
Property Taxes	\$32,596,355	\$33,628,501	(\$1,032,146)
Pension	974,571	8,126,869	(7,152,298)
OPEB	187,053	1,825,326	(1,638,273)
<i>Total Deferred Inflows of Resources</i>	<u>33,757,979</u>	<u>43,580,696</u>	<u>(9,822,717)</u>
<b>Net Position</b>			
Net Investment in Capital Assets	82,599,142	83,447,433	(848,291)
Restricted	19,494,636	16,167,823	3,326,813
Unrestricted	551,586	4,706,545	(4,154,959)
<i>Total Net Position</i>	<u>\$102,645,364</u>	<u>\$104,321,801</u>	<u>(\$1,676,437)</u>

The net pension liability (NPL) is one of the largest liabilities reported by the Library at December 31, 2019. GASB notes that pension and OPEB obligations, whether funded or unfunded, are part of the “employment exchange” – that is, the employee is trading his or her labor in exchange for wages, benefits, and the promise of a future pension and other postemployment benefits. GASB noted that the unfunded portion of this promise is a present obligation of the government, part of a bargained-for benefit to the employee, and should accordingly be reported by the government as a liability since they received the benefit of the exchange. However, the Library is not responsible for certain key factors affecting the balance of these liabilities. In Ohio, the employee shares the obligation of funding pension benefits with the employer. Both employer and employee contribution rates are capped by State statute. A change in these caps requires action of both Houses of the General Assembly and approval of the Governor. Benefit provisions are also determined by State statute. The Ohio revised Code permits, but does not require the retirement systems to provide healthcare to eligible benefit recipients. The retirement systems may allocate a portion of the employer contributions to provide for these OPEB benefits.

Most long-term liabilities have set repayment schedules or, in the case of compensated absences (i.e. sick and vacation leave), are satisfied through paid time-off or termination payments. There is no repayment schedule for the net pension liability or the net OPEB liability. As explained above, changes in benefits, contribution rates, and return on investments affect the balance of these liabilities, but are outside the control of the local government. In the event that contributions, investment returns, and other changes are insufficient to keep up with required payments, State statute does not assign/identify the responsible party for the unfunded portion. Due to the unique nature of how the net pension liability and the net OPEB liability are satisfied, these liabilities are separately identified within the long-term liability section of the statement of net position.

In order to further understand what makes up the changes in net position for the current year, the following table gives readers further details regarding the results of activities for 2019 and 2018.

**Cleveland Public Library**  
**Cuyahoga County**  
*Management's Discussion and Analysis*  
*For the Year Ended December 31, 2019*  
*Unaudited*

**Table 2**  
*Changes in Net Position*

	Governmental Activities		
	2019	2018	Change
<b>Revenues</b>			
Program Revenues:			
Charges for Services	\$5,744,083	\$5,581,755	\$162,328
Operating Grants, Contributions and Interest	6,497,994	1,099,410	5,398,584
Capital Grants and Contributions	0	50,000	(50,000)
<i>Total Program Revenues</i>	<u>12,242,077</u>	<u>6,731,165</u>	<u>5,510,912</u>
General Revenues:			
Property and Other Taxes	38,336,636	27,881,289	10,455,347
Grants and Entitlements	26,522,643	25,231,672	1,290,971
Unrestricted Donations	1,817	120,852	(119,035)
Investment Earnings	1,729,413	653,343	1,076,070
Gain on Sale of Capital Assets	3,926	6,300	(2,374)
Miscellaneous	1,247,475	1,529,152	(281,677)
<i>Total General Revenues</i>	<u>67,841,910</u>	<u>55,422,608</u>	<u>12,419,302</u>
<i>Total Revenues</i>	<u>80,083,987</u>	<u>62,153,773</u>	<u>17,930,214</u>
<b>Program Expenses</b>			
Administration and Support	30,154,969	27,309,640	(2,845,329)
Public Services	50,851,367	46,671,206	(4,180,161)
Interest and Fiscal Charges	754,088	0	(754,088)
<i>Total Expenses</i>	<u>81,760,424</u>	<u>73,980,846</u>	<u>(7,779,578)</u>
<i>Change in Net Position</i>	(1,676,437)	(11,827,073)	10,150,636
<i>Net Position Beginning of Year</i>	<u>104,321,801</u>	<u>116,148,874</u>	<u>(11,827,073)</u>
<i>Net Position End of Year</i>	<u>\$102,645,364</u>	<u>\$104,321,801</u>	<u>(\$1,676,437)</u>



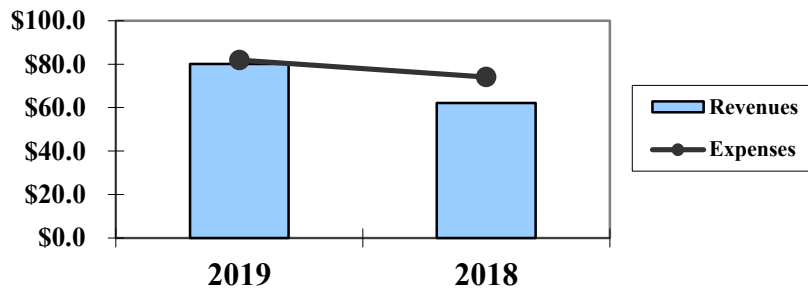
**Cleveland Public Library**  
**Cuyahoga County**  
*Management's Discussion and Analysis*  
*For the Year Ended December 31, 2019*  
*Unaudited*

**Graph 1**

Revenues and Expenses  
(In Millions)

	2019	2018
Revenues	\$80.1	\$62.2
Expenses	81.8	74.0

**Revenues and Expenses**  
(in millions)



**GOVERNMENTAL ACTIVITIES**

For the most part, administration and support expenses are underwritten by the general revenues of the Library, rather than program revenues except for the usage and processing fees received by Cleveland Public Library for automated library services provided to the 46 contracting CLEVNET libraries spread over twelve counties in northern Ohio. Like the administration and support expenses, the public services expenses are also mainly supported by the general revenues of the Library. However, the Library has been successful in being awarded a number of grants to help support the free and equitable access to programming and services.

General revenues from property and other taxes continue to be a primary source of revenue, making up 56.5 percent of general revenues for governmental activities for the Library in 2019. Library property tax collections in 2019 saw an increase from 2018 attributed to the first collection year of the new 2.0 mill levy. General revenues from grants and entitlements, including the funds received by the State through the Public Library Fund (“PLF”), are the next largest source of revenue. The Library saw an increase in the amount of funding it receives from the State of Ohio through the Public Library Fund due to the increased percentage of .02 percent on July 1, 2019 coupled with an increase in the funds collected as general revenues of the State. Statutorily, the PLF receives 1.66 percent of the revenue from all State General Revenue tax sources; however, the State’s biennium budget (HB 49), July 1, 2017 through June 30, 2019 temporarily increased the statutory percentage to 1.68 percent and the State’s biennium budget HB 166 (133rd General Assembly) temporarily increased this percentage to 1.7 percent for FY 2020 and FY 2021.

**Cleveland Public Library**  
**Cuyahoga County**  
*Management's Discussion and Analysis*  
*For the Year Ended December 31, 2019*  
*Unaudited*

Table 3 presents a summary for governmental activities, the total cost of services and the net cost of providing those services for the years ending December 31, 2019, and December 31, 2018. The total cost of services associated with public services in 2019 is 62.2 percent of total costs, below 2018's 63.1 percent. The total cost of services increased by 10.5 percent from 2018, due primarily to the pension expense of the Library's defined benefit pension plans.

**Table 3**  
*Governmental Activities*

	Total Cost of Services 2019	Net Cost of Services 2019	Total Cost of Services 2018	Net Cost of Services 2018
Administration and Support	30,154,969	(24,665,323)	27,309,640	(22,041,654)
Public Services	50,851,367	(44,098,936)	46,671,206	(45,208,027)
Interest and Fiscal Charges	754,088	(754,088)	0	0
<i>Total</i>	<u>\$81,760,424</u>	<u>(\$69,518,347)</u>	<u>\$73,980,846</u>	<u>(\$67,249,681)</u>

**The Library's Funds**

Information about the Library's governmental funds begins on page 17. These funds are accounted for by using the modified accrual basis of accounting. All governmental funds had total revenues of \$77,401,814 and expenditures of \$73,182,495. The general fund had an unassigned fund balance at year-end of \$28,045,558 compared to annual expenditures of \$56,378,284. The most significant increase in general fund revenues came from property tax revenue which increased in 2019 by \$8,902,857. The general fund had an increase in fund balance due to first collection year of the new 2.0 mill levy. The CLEVNET fund had a small increase in fund balance due to a decrease in expenditures made for computer equipment and software. The Construction fund also realized a fund balance increase due to the sale of notes in September. Other governmental funds had an increase in fund balance primarily due to investment earnings.

**General Fund Budgeting Highlights**

The Library's budget is prepared according to provisions of the Ohio Administrative Code based on accounting for certain transactions on a basis of cash receipts, disbursements, and encumbrances. The most significant budgeted fund is the general fund. The original budgeted revenues were \$60,631,240 and the final budgeted amount was \$63,774,252. This \$3,143,012 net increase was primarily due to delinquent property tax collections along with an increase in intergovernmental revenue through the Public Library Fund. The original appropriations were adjusted from \$65,334,467 to \$62,375,685 in the final amendment due to a decrease in the salaries and benefits, purchased/contracted services, library materials, capital outlay and miscellaneous appropriations. The Library's actual revenues came in just above budgeted revenues by \$193,317 and actual expenditures were \$930,116 lower than the final estimate. The Library is striving to control cost while continuing to provide extraordinary service. The Library maintained a

**Cleveland Public Library**  
**Cuyahoga County**  
*Management's Discussion and Analysis*  
*For the Year Ended December 31, 2019*  
*Unaudited*

respectable level of liquidity in the general fund by maintaining unencumbered cash at the end of the year of 39.7 percent of those revenues.

**Capital Assets and Debt Administration**

*Capital Assets*

**Table 4**  
*Capital Assets*  
*(Net of Depreciation)*

	Governmental Activities	
	2019	2018
Land	\$2,844,527	\$2,828,066
Construction in Progress	595,918	1,020,396
Buildings	78,235,049	80,406,267
Furniture/Equipment	644,877	365,619
Computer Equipment	471,143	719,632
Software	350,355	478,917
Vehicles	62,879	991
<i>Total</i>	<u>\$83,204,748</u>	<u>\$85,819,888</u>

Total capital assets for the Library as of December 31, 2019 were \$83,204,748, a decrease of \$2,615,140 from 2018. The most significant decrease in capital assets came in the buildings and improvements primarily due to annual depreciation of existing buildings along with disposals of capital assets exceeding the additions. See Note 9 for additional information on capital assets.

***Debt***

Table 5 summarizes the long-term debt outstanding:

**Table 5**  
*Outstanding Long-term Debt*  
*Governmental Activities*

	2019	2018	Change
Library Fund Facilities Notes	<u>\$65,795,506</u>	<u>\$0</u>	<u>\$65,795,506</u>

The Library issued the Library Fund Facilities Notes to finance the implementation of Group 1 of the Facilities Master Plan which began during the year. The Notes will be paid out of the debt service fund.

**Cleveland Public Library**  
**Cuyahoga County**  
*Management's Discussion and Analysis*  
*For the Year Ended December 31, 2019*  
*Unaudited*

---

See Note 15 for additional information on the Library's long-term obligations.

**Current Financial Related Activities**

The Cleveland Public Library, "The People's University," celebrated its 150<sup>th</sup> year in 2019 and we are very proud of the accomplishments that have taken place over those years. The Library's Main Library is situated on Lake Erie in the heart of Cleveland, Ohio, and the 27 neighborhood branch libraries are the beating heart of this organization. They provide vital library services throughout the city. Many of these buildings, however, are showing their age. More than three decades have passed since the Library embarked on a system-wide campaign to update its branches, but we have begun to step boldly into the future by updating our facilities.

The voters of the Cleveland Municipal School District, the Library's taxing district, approved on November 7, 2017 the renewal of the expiring 5.8 mills in collection year 2018 along with an increase of 2.0 mills, a total of 7.8 mills, for a continuing period of time with the increase commencing this year for the operation and improvement of the Cleveland Public Library. The levy will help secure the Library's future for years to come, and has allowed the Library to develop a 10-year Facilities Master Plan for capital purposes.

Cleveland Public Library's Facilities Master Plan focuses on meeting emerging service patterns and usage needs and considers the renovation, expansion, or relocation of all of the Library's neighborhood branch libraries. These efforts will ensure the Library can successfully provide contemporary library services to Cleveland residents well into the future. The Facilities Master Plan emphasizes forward-thinking, human-centered design to create functional, efficient library spaces that will benefit the Cleveland community for years to come.

Our commitment to our patrons has always been one of full disclosure of the financial position of the Library. We make available this report to all patrons who wish to review it.

**Contacting the Library's Finance Department**

This financial report is designed to provide our citizens, taxpayers, creditors and investors with a general overview of the Library's finances and show the Library's accountability for all money it receives, spends or invests. If you have any questions about this report or need financial information, contact the Chief Financial Officer, Carrie Krenicky, Cleveland Public Library, 325 Superior Avenue, Cleveland, Ohio 44114, telephone 216-623-2830. We also offer information regarding our Library on our website, which is at [www.cpl.org](http://www.cpl.org).

(This page intentionally left blank)

**Cleveland Public Library**  
**Cuyahoga County**  
*Statement of Net Position*  
*December 31, 2019*

	Governmental Activities
<b>Assets</b>	
Equity in Pooled Cash and Cash Equivalents	\$126,545,486
Accrued Interest Receivable	401,928
Accounts Receivable	203,549
Intergovernmental Receivable	13,495,427
Materials and Supplies Inventory	169,363
Prepaid Items	1,054,348
Property and Other Taxes Receivable	47,173,627
Net Pension Asset	197,691
Nondepreciable Capital Assets	3,440,445
Depreciable Capital Assets, Net	79,764,303
<i>Total Assets</i>	<i>272,446,167</i>
<b>Deferred Outflows of Resources</b>	
Pension	17,063,913
OPEB	2,117,412
<i>Total Deferred Outflows of Resources</i>	<i>19,181,325</i>
<b>Liabilities</b>	
Accounts Payable	1,254,420
Retainage Payable	17,576
Contracts Payable	81,784
Accrued Wages and Benefits	798,395
Intergovernmental Payable	451,836
Unearned Revenue	716,488
Matured Compensated Absences Payable	183,877
Accrued Interest Payable	186,386
Long-Term Liabilities:	
Due Within One Year	1,125,087
Due In More Than One Year:	
Net Pension Liability (See Note 11)	57,426,553
Net OPEB Liability (See Note 12)	26,629,770
Other Amounts Due in More Than One Year	66,351,977
<i>Total Liabilities</i>	<i>155,224,149</i>
<b>Deferred Inflows of Resources</b>	
Property Taxes	32,596,355
Pension	974,571
OPEB	187,053
<i>Total Deferred Inflows of Resources</i>	<i>\$33,757,979</i>

(continued)

**Cleveland Public Library**  
**Cuyahoga County**  
*Statement of Net Position (continued)*  
*December 31, 2019*

<b>Net Position</b>	
Net Investment in Capital Assets	\$82,599,142
Restricted for:	
Capital Projects	450,716
Eastman Reading Garden	10,633
John G. White--Special Collections	
Non-Expendable	374,887
Expendable	3,030,206
Center for the Book Activities	
Non-Expendable	110,000
Expendable	296,185
Abel--Photography	
Non-Expendable	10,000
Expendable	361,392
Sugarman--Children's Biography Awards	
Non-Expendable	148,377
Expendable	120,640
Library for the Blind and Physically Disabled	12,645,203
Fine Arts and Special Collections	
Non-Expendable	192,538
Expendable	430,283
Youth Services/Business Departments	
Non-Expendable	5,000
Expendable	363,187
Unclaimed Funds	7,586
Floral and Plant Decorations	
Non-Expendable	76,167
Expendable	124,680
Walz Branch	
Non-Expendable	8,932
Expendable	296,243
History Department	
Non-Expendable	6,000
Expendable	59,129
Architecture	141,253
Early Literacy	0
Immigration Books	137,311
Donations for Specific Library Purposes	64,444
Other Purposes	
Non-Expendable	1,200
Expendable	22,444
Unrestricted	551,586
<i>Total Net Position</i>	<i>\$102,645,364</i>

See accompanying notes to the basic financial statements

**Cleveland Public Library**  
**Cuyahoga County**  
*Statement of Activities*  
For the Year Ended December 31, 2019

	Program Revenues			Net (Expense) and Changes in Net Position
	Expenses	Charges for Services	Operating Grants, Contributions and Investment Earnings	Governmental Activities
<b>Governmental Activities</b>				
Administration and Support	\$30,154,969	\$5,431,779	\$57,867	(\$24,665,323)
Public Services	50,851,367	312,304	6,440,127	(44,098,936)
Interest and Fiscal Charges	754,088	0	0	(754,088)
<i>Totals</i>	\$81,760,424	\$5,744,083	\$6,497,994	(69,518,347)
		<b>General Revenues</b>		
		Property and Other Taxes Levied for:		
				38,336,636
				General Purposes
				26,522,643
				Grants and Entitlements not Restricted to Specific Programs
				1,817
				Unrestricted Donations
				1,729,413
				Investment Earnings
				3,926
				Gain on Sale of Capital Assets
				1,247,475
				<i>Total General Revenues</i>
				67,841,910
				<i>Change in Net Position</i>
				(1,676,437)
				<i>Net Position Beginning of Year</i>
				104,321,801
				<i>Net Position End of Year</i>
				\$102,645,364

See accompanying notes to the basic financial statements



**Cleveland Public Library**  
**Cuyahoga County**  
*Balance Sheet*  
*Governmental Funds*  
*December 31, 2019*

	General	CLEVNET	Construction	Other Governmental Funds	Total Governmental Funds
<b>Assets</b>					
Equity in Pooled Cash and Cash Equivalents	\$30,800,321	\$1,471,633	\$61,654,720	\$32,611,226	\$126,537,900
Restricted Assets:					
Equity in Pooled Cash and Cash Equivalents	7,586	0	0	0	7,586
Receivables:					
Property and Other Taxes	47,173,627	0	0	0	47,173,627
Accounts	34,560	0	0	168,989	203,549
Intergovernmental	13,057,978	388,292	0	49,157	13,495,427
Accrued Interest	114,404	0	287,524	0	401,928
Materials and Supplies Inventory	169,363	0	0	0	169,363
Interfund Receivable	75,000	0	0	0	75,000
Prepaid Items	605,577	442,130	0	6,641	1,054,348
<i>Total Assets</i>	<u>\$92,038,416</u>	<u>\$2,302,055</u>	<u>\$61,942,244</u>	<u>\$32,836,013</u>	<u>\$189,118,728</u>
<b>Liabilities</b>					
Accounts Payable	\$975,365	\$150,444	\$2,274	\$126,337	\$1,254,420
Retainage Payable	0	0	0	17,576	17,576
Contracts Payable	0	0	14,352	67,432	81,784
Accrued Wages and Benefits	740,536	35,840	0	22,019	798,395
Intergovernmental Payable	417,917	20,912	0	13,007	451,836
Unearned Revenue	0	0	0	716,488	716,488
Interfund Payable	0	0	0	75,000	75,000
Matured Compensated Absences Payable	157,841	15,516	0	10,520	183,877
<i>Total Liabilities</i>	<u>2,291,659</u>	<u>222,712</u>	<u>16,626</u>	<u>1,048,379</u>	<u>3,579,376</u>
<b>Deferred Inflows of Resources</b>					
Property Tax	32,596,355	0	0	0	32,596,355
Unavailable Revenue	23,524,961	85,436	0	0	23,610,397
<i>Total Deferred Inflows of Resources</i>	<u>56,121,316</u>	<u>85,436</u>	<u>0</u>	<u>0</u>	<u>56,206,752</u>
<b>Fund Balances</b>					
Nonspendable	782,526	442,130	0	939,742	2,164,398
Restricted	0	0	61,925,618	20,985,270	82,910,888
Committed	769,109	1,551,777	0	7,773,466	10,094,352
Assigned	4,028,248	0	0	2,222,944	6,251,192
Unassigned (Deficit)	28,045,558	0	0	(133,788)	27,911,770
<i>Total Fund Balances</i>	<u>33,625,441</u>	<u>1,993,907</u>	<u>61,925,618</u>	<u>31,787,634</u>	<u>129,332,600</u>
<i>Total Liabilities, Deferred Inflows of Resources and Fund Balances</i>	<u>\$92,038,416</u>	<u>\$2,302,055</u>	<u>\$61,942,244</u>	<u>\$32,836,013</u>	<u>\$189,118,728</u>

See accompanying notes to the basic financial statements

**Cleveland Public Library**  
**Cuyahoga County**  
*Reconciliation of Total Governmental Fund Balances to*  
*Net Position of Governmental Activities*  
*December 31, 2019*

<b>Total Governmental Funds Balances</b>		\$129,332,600
 <i>Amounts reported for governmental activities in the statement of net position are different because</i>		
Capital assets used in governmental activities are not financial resources and therefore are not reported in the funds.		83,204,748
Other long-term assets are not available to pay for current-period expenditures and therefore are reported as unavailable revenue in the funds.		
Delinquent Property and Other Taxes	14,577,272	
Intergovernmental	8,919,630	
Charges for Services	85,436	
Fines and Fees	7,463	
Miscellaneous	20,596	23,610,397
The net pension asset, net pension liability, and net OPEB liability is not due and payable in the current period; therefore, the asset, liability and related deferred inflows/outflows are not reported in governmental funds.		
Net Pension Asset	197,691	
Deferred Outflows - Pension	17,063,913	
Deferred Outflows - OPEB	2,117,412	
Deferred Inflows - Pension	(974,571)	
Deferred Inflows - OPEB	(187,053)	
Net Pension Liability	(57,426,553)	
Net OPEB Liability	(26,629,770)	(65,838,931)
In the statement of activities, interest is accrued on outstanding notes, whereas in governmental funds, an interest expenditure is reported when due.		(186,386)
Long-term liabilities are not due and payable in the current period and therefore are not reported in the funds.		
Library Fund Facilities Notes	(65,795,506)	
Compensated Absences	(1,631,558)	
Special Termination Benefits	(50,000)	(67,477,064)
 <i>Net Position of Governmental Activities</i>		 \$102,645,364

See accompanying notes to the basic financial statements

**Cleveland Public Library**  
**Cuyahoga County**  
*Statement of Revenues, Expenditures and Changes in Fund Balances*  
*Governmental Funds*  
*For the Year Ended December 31, 2019*

	General	CLEVNET	Construction	Other Governmental Funds	Total Governmental Funds
<b>Revenues</b>					
Property and Other Taxes	\$35,858,652	\$0	\$0	\$0	\$35,858,652
Fines and Fees	312,823	0	0	0	312,823
Charges for Services	0	5,603,469	0	0	5,603,469
Intergovernmental	26,079,668	0	0	1,516,663	27,596,331
Investment Earnings	1,240,289	0	452,990	4,241,570	5,934,849
Contributions and Donations	1,817	0	0	775,895	777,712
Miscellaneous	1,170,247	77,678	0	70,053	1,317,978
<i>Total Revenues</i>	<u>64,663,496</u>	<u>5,681,147</u>	<u>452,990</u>	<u>6,604,181</u>	<u>77,401,814</u>
<b>Expenditures</b>					
Current:					
Administration and Support	19,762,114	4,852,391	0	110,130	24,724,635
Public Services	35,436,970	0	0	3,933,199	39,370,169
Capital Outlay	1,179,200	116,286	527,372	1,126,369	2,949,227
Debt Service:					
Principal Retirement	0	0	0	5,200,000	5,200,000
Interest and Fiscal Charges	0	0	0	567,702	567,702
Issuance Costs	0	0	370,762	0	370,762
<i>Total Expenditures</i>	<u>56,378,284</u>	<u>4,968,677</u>	<u>898,134</u>	<u>10,937,400</u>	<u>73,182,495</u>
<i>Excess of Revenues Over (Under) Expenditures</i>	<u>8,285,212</u>	<u>712,470</u>	<u>(445,144)</u>	<u>(4,333,219)</u>	<u>4,219,319</u>
<b>Other Financing Sources</b>					
Library Facilities Notes Issued	0	0	62,000,000	0	62,000,000
Premium on Library Facilities Notes Issued	0	0	370,762	8,624,744	8,995,506
Sale of Capital Assets	3,926	0	0	0	3,926
<i>Total Other Financing Sources</i>	<u>3,926</u>	<u>0</u>	<u>62,370,762</u>	<u>8,624,744</u>	<u>70,999,432</u>
<i>Net Change in Fund Balances</i>	8,289,138	712,470	61,925,618	4,291,525	75,218,751
<i>Fund Balances Beginning of Year</i>	<u>25,336,303</u>	<u>1,281,437</u>	<u>0</u>	<u>27,496,109</u>	<u>54,113,849</u>
<i>Fund Balances End of Year</i>	<u>\$33,625,441</u>	<u>\$1,993,907</u>	<u>\$61,925,618</u>	<u>\$31,787,634</u>	<u>\$129,332,600</u>

See accompanying notes to the basic financial statements

**Cleveland Public Library  
Cuyahoga County**

*Reconciliation of the Statement of Revenues, Expenditures and Changes  
in Fund Balances of Governmental Funds to the Statement of Activities  
For the Year Ended December 31, 2019*

<b>Net Change in Fund Balances - Total Governmental Funds</b>		<b>\$75,218,751</b>
 <i>Amounts reported for governmental activities in the statement of activities are different because</i>		
Governmental funds report capital outlays as expenditures. However, in the statement of activities, the cost of those assets is allocated over their estimated useful lives as depreciation expense. This is the amount by which depreciation exceeded capital outlay in the current period.		
Capital Asset Additions:		
Capital Outlays	1,580,219	
Current Year Depreciation	(4,183,439)	(2,603,220)
 Governmental funds only report the disposal of capital assets to the extent proceeds are received from the sale. In the statement of activities, a gain or loss is reported for each disposal.		
		(11,920)
 Revenues in the statement of activities that do not provide current financial resources are not reported as revenues.		
Delinquent Property and Other Taxes	2,477,984	
Intergovernmental	442,975	
Charges for Services	(171,690)	
Fines and Fees	(519)	
Miscellaneous	(70,503)	
Administration and Support	(14,530)	2,663,717
 Contractually required contributions are reported as expenditures in governmental funds; however, the statement of net position reports these amounts as deferred outflows.		
Pension	4,147,801	
OPEB	29,001	4,176,802
 Except for amounts reported as deferred inflows/outflows, changes in the net pension/OPEB asset/liability are reported as pension/OPEB expense in the statement of activities.		
Pension	(12,628,597)	
OPEB	(2,341,019)	(14,969,616)
 Repayment of long-term debt is an expenditure in the governmental funds, but the repayment reduces long-term liabilities in the statement of net position.		
		5,200,000
 Some expenses reported in the statement of activities, such as accrued interest, do not require the use of current financial resources and therefore are not reported as expenditures in governmental funds.		
		(186,386)
 Some expenses reported in the statement of activities, do not require the use of current financial resources and therefore are not reported as expenditures in governmental funds.		
Compensated Absences	(119,059)	
Special Termination Benefits	(50,000)	(169,059)
 Other financing sources in the governmental funds increase long-term liabilities in the statement of net position:		
Library Facilities Notes Issued	(62,000,000)	
Premium on Library Facilities Notes Issued	(8,995,506)	(70,995,506)
 <i>Change in Net Position of Governmental Activities</i>		<b><i>(\$1,676,437)</i></b>

See accompanying notes to the basic financial statements

**Cleveland Public Library**  
**Cuyahoga County**  
*Statement of Revenues, Expenditures and Changes*  
*in Fund Balance - Budget (Non-GAAP Basis) and Actual*  
*General Fund*  
*For the Year Ended December 31, 2019*

	<u>Budgeted Amounts</u>			Variance with Final Budget Positive (Negative)
	<u>Original</u>	<u>Final</u>	<u>Actual</u>	
<b>Revenues</b>				
Property and Other Taxes	\$33,635,180	\$35,858,652	\$35,858,652	\$0
Fines and Fees	180,800	302,240	316,230	13,990
Intergovernmental	25,012,409	25,891,695	25,891,695	0
Investment Earnings	574,090	657,000	702,323	45,323
Contributions and Donations	1,400	36,712	36,712	0
Miscellaneous	1,227,361	1,027,953	1,161,777	133,824
<i>Total Revenues</i>	<u>60,631,240</u>	<u>63,774,252</u>	<u>63,967,389</u>	<u>193,137</u>
<b>Expenditures</b>				
Current:				
Administration and Support	22,970,322	21,963,884	21,311,412	652,472
Public Services	40,374,557	38,820,691	38,707,793	112,898
Capital Outlay	1,989,588	1,591,110	1,426,364	164,746
<i>Total Expenditures</i>	<u>65,334,467</u>	<u>62,375,685</u>	<u>61,445,569</u>	<u>930,116</u>
<i>Excess of Revenues Over (Under) Expenditures</i>	<u>(4,703,227)</u>	<u>1,398,567</u>	<u>2,521,820</u>	<u>1,123,253</u>
<b>Other Financing Sources (Uses)</b>				
Sale of Capital Assets	0	0	3,926	3,926
Advances In	0	0	255,015	255,015
Advances Out	0	0	(75,000)	(75,000)
<i>Total Other Financing Sources (Uses)</i>	<u>0</u>	<u>0</u>	<u>183,941</u>	<u>183,941</u>
<i>Net Change in Fund Balance</i>	<u>(4,703,227)</u>	<u>1,398,567</u>	<u>2,705,761</u>	<u>1,307,194</u>
<i>Fund Balance Beginning of Year</i>	16,504,547	16,504,547	16,504,547	0
Prior Year Encumbrances Appropriated	6,192,285	6,192,285	6,192,285	0
<i>Fund Balance End of Year</i>	<u>\$17,993,605</u>	<u>\$24,095,399</u>	<u>\$25,402,593</u>	<u>\$1,307,194</u>

See accompanying notes to the basic financial statements

**Cleveland Public Library**  
**Cuyahoga County**  
*Statement of Revenues, Expenditures and Changes*  
*in Fund Balance - Budget (Non-GAAP Basis) and Actual*  
**CLEVNET Fund**  
*For the Year Ended December 31, 2019*

	<u>Budgeted Amounts</u>		<u>Actual</u>	Variance with Final Budget Positive (Negative)
	<u>Original</u>	<u>Final</u>		
<b>Revenues</b>				
Charges for Services	\$5,443,364	\$5,443,364	\$5,391,886	(\$51,478)
Miscellaneous	0	77,678	77,678	0
<i>Total Revenues</i>	<u>5,443,364</u>	<u>5,521,042</u>	<u>5,469,564</u>	<u>(51,478)</u>
<b>Expenditures</b>				
Current:				
Administration and Support	5,342,097	5,964,529	5,078,205	886,324
Capital Outlay	443,142	482,660	128,396	354,264
<i>Total Expenditures</i>	<u>5,785,239</u>	<u>6,447,189</u>	<u>5,206,601</u>	<u>1,240,588</u>
<i>Net Change in Fund Balance</i>	(341,875)	(926,147)	262,963	1,189,110
<i>Fund Balance Beginning of Year</i>	584,272	584,272	584,272	0
Prior Year Encumbrances Appropriated	<u>341,875</u>	<u>341,875</u>	<u>341,875</u>	<u>0</u>
<i>Fund Balance End of Year</i>	<u><u>\$584,272</u></u>	<u><u>\$0</u></u>	<u><u>\$1,189,110</u></u>	<u><u>\$1,189,110</u></u>

See accompanying notes to the basic financial statements

**Cleveland Public Library**  
**Cuyahoga County**  
*Statement of Fiduciary Assets and Liabilities*  
*Custodial Fund*  
*December 31, 2019*

---

---

**Assets**

Equity in Pooled Cash and Cash Equivalents	<u><u>\$5,617</u></u>
--	-----------------------

**Liabilities**

Intergovernmental Payable	<u><u>\$5,617</u></u>
---------------------------	-----------------------

See accompanying notes to the basic financial statements

**Cleveland Public Library**  
**Cuyahoga County**  
*Statement of Changes in Fiduciary Net Position*  
*Custodial Fund*  
*For the Year Ended December 31, 2019*

---

---

**Additions**

Fines and Fees for Other Governments	\$85,097
--------------------------------------	----------

**Deductions**

Fines and Fees Distributions to Other Governments	<u>85,097</u>
---	---------------

<i>Net Increase (Decrease) in Fiduciary Net Position</i>	0
--	---

<i>Net Position Beginning of Year</i>	<u>0</u>
---------------------------------------	----------

<i>Net Position End of Year</i>	<u><u>\$0</u></u>
---------------------------------	-------------------

See accompanying notes to the basic financial statements



**Cleveland Public Library**  
**Cuyahoga County**  
*Notes to the Basic Financial Statements*  
*For Year Ended December 31, 2019*

---

**Note 1 – Description of Library and Reporting Entity**

The Cleveland Public Library (the "Library") is organized as a school district public library under the laws of the State of Ohio. The Library has its own Board of Library Trustees of seven members who are appointed by the Cleveland Municipal School District Board of Education. Appointments are for seven-year terms and members serve without compensation. Under Ohio statutes, the Library is a body politic and corporate, capable of suing and being sued, contracting, acquiring, holding, possessing and disposing of real property and exercising such other powers and privileges conferred upon it by law. The Library also determines and operates under its own budget. Control and management of the Library is governed by Sections 3375.33 to 3375.39 of the *Ohio Revised Code* with the administration of the day-to-day operations of the Library being the responsibility of the Director and financial accountability being solely that of the Fiscal Officer.

The Library is fiscally independent of the Cleveland Municipal School District Board of Education, although the Cleveland Municipal School District Board of Education serves in a ministerial capacity as the taxing authority for the Library and issues all tax-related debt on behalf of the Library. The determination to request approval of a tax levy and the role and purpose(s) of the levy, are discretionary decisions made solely by the Board of Library Trustees. Once those decisions are made, the Cleveland Municipal School District Board of Education must put the levy on the ballot. There is no potential for the Library to provide a financial benefit to or impose a financial burden on the Cleveland Municipal School District Board of Education.

Under the provisions of Statement No. 14 of the Governmental Accounting Standards Board, "The Financial Reporting Entity", the Library is considered to be a related organization of the Board of Education. Management has considered all potential component units. The decision to include a potential component unit in the reporting entity is made by applying the criteria set forth in generally accepted accounting principles (GAAP). Based upon the application of these criteria, management does not believe the Library has any potential component unit that should be included as part of the Library's reporting entity.

The Library's management believes these financial statements present all activities for which the Library is financially accountable.

**Note 2 – Summary of Significant Accounting Policies**

The financial statements of the Library have been prepared in conformity with generally accepted accounting principles (GAAP) as applied to governmental units. The Governmental Accounting Standards Board (GASB) is the accepted standard-setting body for establishing governmental accounting and financial reporting principles. The more significant of the Library's accounting policies are described below.

***Basis of Presentation***

The Library's basic financial statements consist of government-wide statements, including a statement of net position and a statement of activities, and fund financial statements, which provide a more detailed level of financial information.

**Cleveland Public Library**  
**Cuyahoga County**  
*Notes to the Basic Financial Statements*  
*For Year Ended December 31, 2019*

---

**Government-wide Financial Statements** The statement of net position and the statement of activities display information about the Library as a whole. These statements include the financial activities of the Library, except for fiduciary activities.

The statement of net position presents the financial condition of the governmental activities of the Library at year end. The statement of activities presents a comparison between direct expenses and program revenues for each program or function of the Library's governmental activities. Direct expenses are those that are specifically associated with a service, program or department and therefore clearly identifiable to a particular function. Program revenues include charges paid by the recipient of the goods or services offered by the program, and grants and contributions that are restricted to meeting the operational or capital requirements of a particular program. Program revenues also include interest earned on grants and endowments that is required to be used to support a particular program. Revenues which are not classified as program revenues are presented as general revenues of the Library, with certain limited exceptions. The comparison of direct expenses with program revenues identifies the extent to which each governmental program is self-financing or draws from the general revenues of the Library.

**Fund Financial Statements** During the year, the Library segregates transactions related to certain Library functions or activities in separate funds in order to aid financial management and to demonstrate legal compliance. Fund financial statements are designed to present financial information of the Library at this more detailed level. The focus of governmental fund financial statements is on major funds. Each major fund is presented in a separate column. Nonmajor funds are aggregated and presented in a single column. Fiduciary funds are reported by type.

**Fund Accounting**

The Library uses funds to maintain its financial records during the year. A fund is defined as a fiscal and accounting entity with a self-balancing set of accounts. There are three categories of funds: governmental, proprietary and fiduciary. The Library has no proprietary funds.

**Governmental Funds** Governmental funds are those through which most governmental functions are financed. Governmental fund reporting focuses on the sources, uses and balances of current financial resources. Expendable assets are assigned to the various governmental funds according to the purposes for which they may or must be used. Current liabilities are assigned to the fund from which they will be paid. The difference between governmental fund assets and deferred outflows of resources and liabilities and deferred inflows of resources is reported as fund balance. The following are the Library's major governmental funds:

**General Fund** The general fund accounts for and reports all financial resources except those required to be accounted for and reported in another fund. The general fund balance is available to the Library for any purpose provided it is expended or transferred according to the provisions of the Ohio Revised Code.

**CLEVNET Fund** The CLEVNET fund accounts for and reports financial resources received from other libraries and entities on a contractual basis that include itemized fees assessed during the contract term and charges for additional products, materials or services that are not contemplated in the itemized fees. The Library's Board of Trustees imposed internal constraints

**Cleveland Public Library**  
**Cuyahoga County**  
*Notes to the Basic Financial Statements*  
*For Year Ended December 31, 2019*

---

on the use of these resources beginning with the 2015 calendar year. The CLEVNET fund balance is committed to the Library for the purpose of CLEVNET associated activities.

**Construction Fund** The construction fund is comprised of two individual funds (tax-exempt and taxable) that are reported in one fund and accounts for financial resources from Library Facilities Notes restricted for the acquisition or construction of major capital facilities.

The other governmental funds of the Library account for grants and other resources whose uses are restricted, committed, or assigned to a particular purpose.

**Fiduciary Funds** Fiduciary fund reporting focuses on net position and changes in net position. The fiduciary fund category is split into four classifications: pension (and other employee benefit) trust funds, investment trust funds, private-purpose trust funds and custodial funds. Trust funds are distinguished from custodial funds by the existence of a trust agreement or equivalent arrangement that has certain characteristics. The Library does not have any trust funds. Custodial funds are used to report fiduciary activities that are not required to be reported in a trust fund.

The Library's fiduciary funds are custodial funds. The Library's custodial fund accounts for fines and fees collected and distributed on behalf of member libraries of the CLEVNET consortium.

**Measurement Focus**

**Government-wide Financial Statements** The government-wide financial statements are prepared using a flow of economic resources measurement focus. All assets and all deferred outflows of resources and all liabilities and all deferred inflows of resources associated with the operation of the Library are included on the Statement of Net Position. The Statement of Activities presents increases (e.g. revenues) and decreases (e.g. expenses) in total net position.

**Fund Financial Statements** All governmental funds are accounted for using a flow of current financial resources measurement focus. With this measurement focus, only current assets and deferred outflows of resources and current liabilities and deferred inflows of resources generally are included on the balance sheet. The statement of revenues, expenditures and changes in fund balances reports on the sources (i.e., revenues and other financing sources) and uses (i.e., expenditures and other financing uses) of current financial resources. This approach differs from the manner in which the governmental activities of the government-wide financial statements are prepared. Governmental fund financial statements therefore include a reconciliation with brief explanations to better identify the relationship between the government-wide statements and the statements for governmental funds.

Like the government-wide statements, all fiduciary funds are accounted for on a flow of economic resources measurement focus. All assets and deferred outflows of resources and all liabilities and deferred inflows of resources associated with the operation of these funds are included on the statement of fund net position. In fiduciary funds, a liability to the beneficiaries of fiduciary activity is recognized when an event has occurred that compels the government to disburse fiduciary resources. Fiduciary fund liabilities other than those to beneficiaries are recognized using the economic resources measurement focus.

**Cleveland Public Library**  
**Cuyahoga County**  
*Notes to the Basic Financial Statements*  
*For Year Ended December 31, 2019*

---

Fiduciary funds present a statement of changes in fiduciary net position which reports additions to and deductions from investment trust, private purpose trust funds, and custodial funds.

***Basis of Accounting***

Basis of accounting determines when transactions are recorded in the financial records and reported on the financial statements. Government-wide financial statements and the statements presented for the fiduciary funds are prepared using the accrual basis of accounting. Governmental funds use the modified accrual basis of accounting. Differences in the accrual and modified accrual basis of accounting arise in the recognition of revenue, the recording of deferred inflows/outflows of resources and in the presentation of expenses versus expenditures.

***Revenues - Exchange and Nonexchange Transactions*** Revenue resulting from exchange transactions, in which each party gives and receives essentially equal value, is recorded on the accrual basis when the exchange takes place. On a modified accrual basis, revenue is recorded in the year in which the resources are measurable and become available. Available means that the resources will be collected within the current year or are expected to be collected soon enough thereafter to be used to pay liabilities of the current year. For the Library, available means expected to be received within sixty days of year-end.

Nonexchange transactions, in which the Library receives value without directly giving equal value in return, include property and other taxes, Public Library Fund payments (PLF), grants, entitlements and donations. Revenue from property taxes is recognized in the year for which the taxes are levied (See Note 6). Revenue from PLF payments, grants, entitlements and donations is recognized in the year in which all eligibility requirements have been satisfied. Eligibility requirements include timing requirements, which specify the year when the resources are required to be used or the year when use is first permitted, matching requirements, in which the Library must provide local resources to be used for a specified purpose, and expenditure requirements, in which the resources are provided to the Library on a reimbursement basis. On the modified accrual basis, revenue from nonexchange transactions must also be available before it can be recognized.

Under the modified accrual basis, the following revenue sources are considered to be both measurable and available at year-end: interest, grants, entitlements and rentals.

***Unearned Revenue*** Unearned revenue arises when assets are recognized before revenue recognition criteria have been satisfied. The Library recognizes unearned revenue for intergovernmental revenue from grants and donations received before the eligibility requirements are met.

***Deferred Outflows/Inflows of Resources*** In addition to assets, the statements of financial position will sometimes report a separate section for deferred outflows of resources. Deferred outflows of resources represent a consumption of net position that applies to a future period and will not be recognized as an outflow of resources (expense/expenditure) until then. For the Library, deferred outflows of resources are reported on the government-wide statement of net position for pension and other postemployment benefits plans. The deferred outflows of resources related to pension and other postemployment benefits plans are explained in Notes 11 and 12.

**Cleveland Public Library**  
**Cuyahoga County**  
*Notes to the Basic Financial Statements*  
*For Year Ended December 31, 2019*

---

In addition to liabilities, the statements of financial position report a separate section for deferred inflows of resources. Deferred inflows of resources represent an acquisition of net position that applies to a future period and will not be recognized until that time. For the Library, deferred inflows of resources include property taxes, pension, other postemployment benefits and unavailable revenue. Property taxes represent amounts for which there is an enforceable legal claim as of December 31, 2019, but which were levied to finance 2020 operations. These amounts have been recorded as a deferred inflow on both the government-wide statement of net position and the governmental fund financial statements. Unavailable revenue is reported only on the governmental funds balance sheet, and represents receivables which will not be collected within the available period. For the Library, unavailable revenue includes Public Library Fund (PLF) payments, homestead/rollback reimbursements, delinquent property taxes, charges for services, fines and fees and miscellaneous revenue. These amounts are deferred and recognized as an inflow of resources in the period the amounts become available. The details of these unavailable revenues are identified on the Reconciliation of Total Governmental Fund Balances to Net Position of Governmental Activities found on page 18. Deferred inflows of resources related to pension and other postemployment benefits plans are reported on the government-wide statement of net position. (See Notes 11 and 12).

***Expenses/Expenditures*** On the accrual basis of accounting, expenses are recognized at the time they are incurred.

The measurement focus of governmental fund accounting is on decreases in net financial resources (expenditures) rather than expenses. Expenditures are generally recognized in the accounting period in which the related fund liability is incurred, if measurable. Allocations of cost, such as depreciation and amortization, are not recognized in governmental funds.

***Cash and Cash Equivalents***

To improve cash management, cash received by the Library is pooled. Monies for all funds are maintained in this pool. Individual fund integrity is maintained through Library records. Interest in the pool is presented as “equity in pooled cash and cash equivalents”.

During 2019, investments were limited to federal home loan bank bonds, STAR Ohio, money market/principal cash, money market mutual fund, commercial paper, common and convertible preferred stock, federal national mortgage association notes, federal home loan mortgage corporation notes, corporate bonds, negotiable certificates of deposit, United States treasury notes, agency bonds and federal farm credit bank bonds.

STAR Ohio (the State Treasury Asset Reserve of Ohio), is an investment pool managed by the State Treasurer’s Office which allows governments within the State to pool their funds for investment purposes. STAR Ohio is not registered with the SEC as an investment company, but has adopted Governmental Accounting Standards Board (GASB), Statement No. 79, “Certain External Investment Pools and Pool Participants.” The Library measures their investment in STAR Ohio at the net asset value (NAV) per share provided by STAR Ohio. The NAV per share is calculated on an amortized cost basis that provides an NAV per share that approximates fair value.

For 2019, there were no limitations or restrictions on any participant withdrawals due to redemption notice periods, liquidity fees, or redemption gates. However, notice must be given 24 hours in advance

**Cleveland Public Library**  
**Cuyahoga County**  
*Notes to the Basic Financial Statements*  
*For Year Ended December 31, 2019*

---

of all deposits and withdrawals exceeding \$25 million. STAR Ohio reserves the right to limit the transaction to \$100 million per day. All accounts of the participant will be combined for these purposes.

Interest and dividends earned on all funds when the use of such earnings is not restricted by law are recorded in the general fund except investment earnings attributable to endowment fund balances which are recorded in the endowment funds, a subset of funds classified as either special revenue funds or permanent funds.

Investments, except STAR Ohio and commercial paper, are reported at fair value, which is based on quoted market prices. The fair value of the money market mutual fund is determined by the fund's share price at December 31, 2019. STAR Ohio is reported at net asset value per share. The Library's commercial paper is measured at amortized cost as it is a highly liquid debt instrument with a remaining maturity at the time of purchase of less than one year. Gains (or losses) to fair value are booked annually as "Investment Earnings". The fair value of investments related to endowment funds increased during 2019 resulting in investment earnings of \$2,918,934.

Following Ohio statutes, the Board has, by resolution, identified the funds to receive an allocation of interest. Interest revenue credited to the general fund during 2019 amounted to \$1,240,289, which includes \$706,542 assigned from other Library funds.

Investments with original maturities of three months or less at the time they are purchased and investments of the cash management pool are presented on the financial statements as cash equivalents.

***Inventory***

Inventories are presented at cost on a first-in, first-out basis and are expended/expensed when used. Inventory consists of expendable supplies held for consumption.

***Prepaid Items***

Payments made to vendors for services that will benefit periods beyond December 31, 2019 are recorded as prepaid items using the consumption method by recording a current asset for the prepaid amount and reflecting the expenditure/expense in the year in which services are consumed.

***Restricted Assets***

Assets are reported as restricted when limitations on their use change in nature or normal understanding of the availability of the asset. Such constraints are either externally imposed by creditors, contributors, grantors, or laws of other governments or imposed by law through constitutional provisions. Restricted assets in the general fund represent money set aside for unclaimed funds.

***Capital Assets***

The Library's only capital assets are general capital assets. General capital assets are capital assets that are associated with and generally arise from governmental activities. They generally result from expenditures in the governmental funds. General capital assets are reported in the governmental activities column of the government-wide statement of net position but are not reported in the fund financial statements.

**Cleveland Public Library**  
**Cuyahoga County**  
*Notes to the Basic Financial Statements*  
*For Year Ended December 31, 2019*

All capital assets are capitalized at cost (or estimated historical cost) and updated for additions and retirements during the year. Donated capital assets are recorded at their acquisition values as of the date received. The Library maintains capitalization thresholds as displayed in the following table. Improvements are capitalized; the costs of normal maintenance and repairs that do not add to the value of the asset or materially extend an asset's life are not.

<u>Description</u>	<u>Capitalization Thresholds</u>
Land	All Land Acquisitions
Construction in Progress	All Major Projects Not Completed by Year End
Buildings/Improvements	\$100,000
Movable Assets	\$ 5,000
Software/Other Intangibles	\$ 5,000

All capital assets are depreciated and amortized except for land and construction in progress. Improvements are depreciated over the remaining useful lives of the related capital assets. Depreciation and amortization is computed using the straight-line method over the following useful lives:

Buildings/Improvements	15 - 40 Years
Furniture/Equipment	5 - 25 Years
Computers	5 - 25 Years
Software	5 - 25 Years
Vehicles	5 Years

***Inexhaustible Collections and Books***

Collections (works of art and historical artifacts, for example) meet the definition of a capital asset and normally should be reported in the financial statements. GASB Statement No. 34 does not require capitalization of collections that meet all of the following criteria: 1) the collection is held for reasons other than financial gain, 2) the collection is protected, kept unencumbered, cared for, and preserved, and 3) the collection is subject to an organizational policy requiring that the proceeds from sales of collection items be used to acquire other items for the collections. Because the Library's inexhaustible collections, including research books and other rare library materials, meet the above requirements, the Library has not capitalized them. Other library materials used in the circulating collections have not been capitalized because their estimated useful lives or values are less than the Library's capitalization threshold.

***Compensated Absences***

Vacation benefits are accrued as a liability as the benefits are earned if the employees' rights to receive compensation are attributable to services already rendered and it is probable that the employer will compensate the employees for the benefits through paid time off or some other means. The Library records a liability for all accumulated unused vacation time when earned for all employees with more than six months of service. Accumulated but unused vacation time will be paid for upon termination of employment, provided the employee has worked six months or more.

Sick leave benefits are accrued as a liability using the termination method. An accrual for earned sick leave is made to the extent that it is probable that benefits will result in termination payments. The liability is an estimate based on the Library's past experience of making termination payments. The amount is based on accumulated sick leave and employee wage rates at year end, taking into

**Cleveland Public Library**  
**Cuyahoga County**  
*Notes to the Basic Financial Statements*  
*For Year Ended December 31, 2019*

---

consideration any limits specified in the Library's termination policy. The Library's termination policy allowed for payment of unused sick time at the time of retirement, as governed by the provisions of the Ohio Public Employees Retirement System through June 30, 2019, for employees who have ten (10) years of service or more on their retirement date. From January 1, 2019 through December 31, 2019, the termination policy capped unused sick hours to five hundred (500) hours and is paid out at twenty five percent (25%) at the time of retirement.

The entire compensated absences liability is reported on the government-wide financial statements.

On the governmental fund financial statements, compensated absences are recognized as liabilities and expenditures to the extent payments came due each period upon the occurrence of employee resignations and retirements. These amounts are recorded in the account "matured compensated absences payable" in the funds from which the employees who have resigned or retired will be paid.

***Pensions/Other Postemployment Benefits***

For purposes of measuring the net pension/other postemployment benefit asset/liability, deferred outflows of resources and deferred inflows of resources related to pension/other postemployment benefits expense, and pension/other postemployment benefit expense, information about the fiduciary net position of the pension/other postemployment benefit plans and additions to/deductions from their fiduciary net position have been determined on the same basis as they are reported by the pension/other postemployment benefit plan. For this purpose, benefit payments (including refunds of employee contributions) are recognized when due and payable in accordance with the benefit terms. The pension/other postemployment benefit plans report investments at fair value.

***Accrued Liabilities and Long-term Obligations***

All payables, accrued liabilities and long-term obligations are reported in the government-wide financial statements.

In general, governmental fund payables and accrued liabilities that, once incurred, are paid in a timely manner and in full from current financial resources, are reported as obligations of the funds. However, claims and judgments and compensated absences that will be paid from governmental funds are reported as a liability in the fund financial statements only to the extent that they are due for payment during the current year. Bonds are recognized as a liability on the governmental fund financial statements when due. Net pension/other postemployment benefit liabilities should be recognized in the governmental funds to the extent that benefit payments are due and payable and the pension/other postemployment benefit plan's fiduciary net position is not sufficient for payment of those benefits.

***Fund Balance***

Fund balance is divided into five classifications based primarily on the extent to which the Library is bound to observe constraints imposed upon the use of the resources in the governmental funds. The classifications are as follows:

***Nonspendable:*** The nonspendable fund balance classification includes amounts that cannot be spent because they are not in spendable form, or are legally or contractually required to be maintained intact.



**Cleveland Public Library**  
**Cuyahoga County**  
*Notes to the Basic Financial Statements*  
*For Year Ended December 31, 2019*

---

The “not in spendable form” criterion includes items that are not expected to be converted to cash. It also includes the long-term amount of interfund loans.

**Restricted:** Fund balance is reported as restricted when constraints placed on the use of resources are either externally imposed by creditors (such as through debt covenants), grantors, contributors, or laws or regulations of other governments; or are imposed by law through constitutional provisions.

**Committed:** The committed fund balance classification includes amounts that can be used only for the specific purposes imposed by formal action (resolution) of the Library’s Board of Trustees. Those committed amounts cannot be used for any other purpose unless the Board of Trustees removes or changes the specified use by taking the same type of action (resolution) it employed to previously commit those amounts. Committed fund balance also incorporates contractual obligations to the extent that existing resources in the fund have been specifically committed for use in satisfying those contractual requirements.

**Assigned:** Amounts in the assigned fund balance classification are intended to be used by the Library for specific purposes but do not meet the criteria to be classified as restricted or committed. In governmental funds other than the general fund, assigned fund balance represents the remaining amount that is not restricted or committed. These amounts are assigned by the Library Board of Trustees. In the general fund, assigned amounts represent intended uses established by the Library Board of Trustees or a Library official delegated that authority by resolution or by State statute. State statute authorizes the Chief Financial Officer to assign fund balance for purchases on order provided such amounts have been lawfully appropriated. The Library Board of Trustees adopted a fund balance policy authorizing the Chief Financial Officer to assign fund balance for purchases on order by the character or major category of the object code for the general fund, which includes salaries and benefits, supplies, purchased/contracted services, library materials, capital outlay and other.

The Library Board of Trustees assigned fund balance to cover a gap between estimated revenue and appropriations in the 2020 appropriated budget.

**Unassigned:** Unassigned fund balance is the residual classification for the general fund and includes all spendable amounts not contained in the other classifications. In other governmental funds, the unassigned classification is used only to report a deficit balance.

The Library applies restricted resources first when expenditures are incurred for purposes for which either restricted or unrestricted (committed, assigned, and unassigned) amounts are available. Similarly, within unrestricted fund balance, committed amounts are reduced first followed by assigned, and then unassigned amounts when expenditures are incurred for purposes for which amounts in any of the unrestricted fund balance classifications could be used.

***Net Position***

Net position represents the difference between all other elements in a statement of financial position. Net investment in capital assets consists of capital assets, net of accumulated depreciation, reduced by the outstanding balances of any borrowing used for the acquisition, construction or improvement of those assets. Net position is reported as restricted when there are limitations imposed on their use either through constitutional provisions or through external restrictions imposed by creditors, grantors or laws

**Cleveland Public Library**  
**Cuyahoga County**  
*Notes to the Basic Financial Statements*  
*For Year Ended December 31, 2019*

---

or regulations of other governments. Net position restricted for other purposes include resources restricted for grant-designated activities and specific library collections.

The Library applies restricted resources when an expense is incurred for purposes for which both restricted and unrestricted net position is available.

***Interfund Balances***

On fund financial statements, outstanding interfund loans and unpaid amounts for interfund services are reported as “interfund receivables/payables”. Interfund balance amounts are eliminated in the statement of net position.

***Estimates***

The preparation of the financial statements in conformity with generally accepted accounting principles requires management to make estimates and assumptions that affect the amounts reported in the financial statements and accompanying notes. Actual results may differ from those estimates.

***Budgetary Data***

All funds, except custodial funds, are legally required to be budgeted and appropriated. The budgetary process is prescribed by provisions of the Ohio Administrative Code and entails the preparation of budgetary documents within an established timetable. The Ohio Administrative Code section 117-8 does not require public libraries to budget receipts. However, sound budget practice suggests a government cannot appropriate responsibly unless they have an estimate of resources to support the appropriations. The Board of Library Trustees must annually approve appropriation measures and subsequent amendments. The major documents prepared are the tax budget, the certificate of estimated resources, and the appropriations resolution, all of which are prepared on the budgetary basis of accounting. The tax budget demonstrates a need for existing or increased tax rates.

The certificate of estimated resources establishes a limit on the amount the Board of Library Trustees may appropriate. The appropriations resolution is the Board of Library Trustees’ authorization to spend resources and sets annual limits on expenditures plus encumbrances at the level of control selected by the Board of Library Trustees. The legal level of control has been established at the character or major category of the object code for the general fund. For all other funds, the legal level of control has been established at the fund level. Budgetary modifications at the legal level of control may only be made by resolution of the Board of Library Trustees.

The certificate of estimated resources may be amended during the year if projected increases or decreases in revenue are identified by the Chief Financial Officer. The amounts reported as the original budgeted amounts on the budgetary statements reflect the amounts on the certificate of estimated resources when the original appropriations were adopted. The amounts reported as the final budgeted amounts on the budgetary statements reflect the amounts on the amended certificate of estimated resources in effect at the time the final appropriations were enacted by the Board of Library Trustees.

The appropriation resolution is subject to amendment throughout the year with the restriction that appropriations cannot exceed estimated revenues by fund. The amounts reported as the original

**Cleveland Public Library**  
**Cuyahoga County**  
*Notes to the Basic Financial Statements*  
*For Year Ended December 31, 2019*

---

budgeted amounts reflect the first appropriation resolution for that fund that covered the entire year, including amounts automatically carried over from prior years. The amounts reported as the final budgeted amounts represent the final appropriation amounts passed by the Board of Library Trustees during the year.

**Note 3 – Change in Accounting Principle**

The Governmental Accounting Standards Board (GASB) recently issued GASB Statement No. 95, Postponement of the Effective Dates of Certain Authoritative Guidance. The Library evaluated implementing these certain GASB pronouncements based on the guidance in GASB 95.

For 2019, the Library implemented GASB Statement No. 84, “Fiduciary Activities”, Statement No. 88, “Certain Disclosures Related to Debt, including Direct Borrowings and Direct Placements”, and related guidance from (GASB) Implementation Guide No. 2019-2, “Fiduciary Activities”.

For 2019, the Library also implemented the Governmental Accounting Standards Board’s (GASB) Implementation Guide No. 2018-1. These changes were incorporated in the Library’s 2019 financial statements; however, there was no effect on beginning net position/fund balance.

GASB Statement No. 84 established specific criteria for identifying activities that should be reported as fiduciary activities and clarifies whether and how business type activities should report their fiduciary activities. Due to the implementation of GASB Statement No. 84, the Library will no longer be reporting agency funds. The Library reviewed its agency funds and funds will be reported in the new fiduciary fund classification of custodial funds. GASB Statement 84 was incorporated into the Library’s 2019 financial statements; however, these changes had no effect on beginning net position/fund balance.

GASB Statement 88 improves the information that is disclosed in notes to government financial statements related to debt, including direct borrowings and direct placements. It also clarifies which liabilities governments should include when disclosing information related to debt. These changes were incorporated in the Library’s 2019 financial statements; however, there was no effect on beginning net position/fund balance.

**Cleveland Public Library**  
**Cuyahoga County**  
*Notes to the Basic Financial Statements*  
*For Year Ended December 31, 2019*

**Note 4 - Budgetary Basis of Accounting**

While reporting financial position, results of operations, and changes in fund balance on the basis of generally accepted accounting principles (GAAP), the budgetary basis as provided by law is based upon accounting for certain transactions on a basis of cash receipts, disbursements, and encumbrances. The Statement of Revenues, Expenditures and Changes in Fund Balance - Budget (Non-GAAP Basis) and Actual for the general and major special revenue funds is presented on the budgetary basis to provide a meaningful comparison of actual results with the budget. The major differences between the budgetary basis and the GAAP basis are as follows:

1. Revenues are recorded when received in cash (budgetary) as opposed to when susceptible to accrual (GAAP).
2. Expenditures are recorded when paid in cash (budgetary) as opposed to when the liability is incurred (GAAP).
3. Encumbrances are treated as expenditures (budgetary) rather than as restricted, committed, or assigned (GAAP).
4. Unrecorded cash represents amounts expended but not included as expenditures on the budgetary basis operating statement. These amounts are included as expenditures on the GAAP basis operating statements.
5. Advances-In and Advances-Out are operating transactions (budget basis) as opposed to balance sheet transactions (GAAP basis).
6. Investments are reported at cost (budget basis) rather than fair value (GAAP basis).

The following table summarizes the adjustments necessary to reconcile the GAAP basis statements to the budgetary basis statements for the general and major special revenue funds.

	Net Change in Fund Balance	
	General	CLEVNET
GAAP Basis	\$8,289,138	\$712,470
Net Adjustment for Revenue Accruals	(185,213)	(211,568)
Beginning Fair Value of Adjustment for Investments	(323,984)	0
Ending Fair Value of Adjustments for Investments	(192,173)	0
Beginning Unrecorded Cash	34,586	128
Ending Unrecorded Cash	(29,323)	(143)
Net Adjustment for Expenditure Accruals	116,533	44,456
Advances In	255,015	0
Advances Out	(75,000)	0
Adjustment for Encumbrances	(5,183,818)	(282,380)
Budgetary Basis	\$2,705,761	\$262,963

**Cleveland Public Library**  
**Cuyahoga County**  
*Notes to the Basic Financial Statements*  
*For Year Ended December 31, 2019*

---

**Note 5 – Deposits and Investments**

State statutes classify public monies held by the Library into three categories.

Active deposits are public deposits necessary to meet current demands on the treasury. Active deposits must be maintained either as cash in the Library treasury, in commercial accounts payable or withdrawable on demand, including negotiable order of withdrawal (NOW) accounts, or in money market deposit accounts.

Inactive deposits are public deposits that the Board of Library Trustees has identified as not required for use within the current five-year period of designation of depositories. Inactive deposits must either be evidenced by certificates of deposit maturing not later than the end of the current period of designation of depositories, or by savings or deposit accounts including, but not limited to, passbook accounts.

Interim deposits are deposits of interim monies. Interim monies are those monies which are not needed for immediate use but which will be needed before the end of the current period of designation of depositories. A list of permissible investments for interim deposits follows.

Protection of the Library's deposits is provided by the Federal Deposit Insurance Corporation (FDIC), by eligible securities pledged by the financial institution as security for repayment, or by the financial institution's participation in the Ohio Pooled Collateral System (OPCS), a collateral pool of eligible securities deposited with a qualified trustee and pledged to the Treasurer of State to secure the repayment of all public monies deposited in the financial institution.

Interim monies may be deposited or invested in the following securities:

1. United States Treasury notes, bills, bonds, or any other obligation or security issued by the United States Treasury or any other obligation guaranteed as to principal and interest by the United States;
2. Bonds, notes, debentures, or any other obligations or securities issued by any federal government agency or instrumentality, including but not limited to, the Federal National Mortgage Association, Federal Home Loan Bank, Federal Farm Credit Bank, Federal Home Loan Mortgage Corporation, and Government National Mortgage Association. All federal agency securities shall be direct issuances of federal government agencies or instrumentalities;
3. Written repurchase agreements in the securities listed above provided the market value of the securities subject to the repurchase agreement exceeds the principal value of the agreement by at least two percent and be marked to market daily, and the term of the agreement must not exceed thirty days;
4. Interim deposits in the eligible institutions applying for interim monies to be evidenced by time certificates of deposit or by savings or deposit accounts, including, but not limited to, passbook accounts;

**Cleveland Public Library**  
**Cuyahoga County**  
*Notes to the Basic Financial Statements*  
*For Year Ended December 31, 2019*

---

5. Bonds and other obligations of the State of Ohio, or political subdivisions of Ohio, provided that, with respect to bonds or other obligations of political subdivisions, (a) the bonds or other obligations are payable from general revenues of the political subdivision and backed by the full faith and credit of the political subdivision, (b) the bonds or other obligations are rated at the time of purchase in the three highest classifications established by at least one nationally recognized standard rating service and purchased through a registered securities broker or dealer, (c) the aggregate value of the bonds or other obligations does not exceed twenty percent of interim monies available for investment at the time of purchase, and (d) the Library is not the sole purchaser of the bonds or other obligations at original issuance;
6. No-load money market mutual funds, rated in the highest category at the time of purchase by at least one nationally recognized rating agency, investing exclusively in obligations described in division (1) or (2) above and repurchase agreements secured by such obligations, provided that investments in securities described in this division are made only through eligible institutions;
7. The State Treasurer's investment pool (STAR Ohio) and any other investment alternative offered to political subdivisions by the Treasurer of State;
8. Up to forty percent of interim monies available for investment in either commercial paper notes or bankers acceptances. Investment in commercial paper notes is limited to notes issued by an entity that is defined in section 1705.01(D) of the Ohio Revised Code and that has assets exceeding five hundred million dollars, and (a) the notes are rated at the time of purchase in the highest classification established by at least two nationally recognized standard rating services, (b) the aggregate value of the notes does not exceed ten percent of the aggregate value of the outstanding commercial paper of the issuing corporation, (c) the notes mature not later than two hundred seventy days after purchase, and (d) the investment in commercial paper notes of a single issuer shall not exceed in the aggregate five percent of interim monies available for investment at the time of purchase. Investment in bankers acceptances is limited to acceptances of banks that are insured by the FDIC and that mature not later than one hundred eighty days after purchase; and
9. Under limited circumstances, debt interests rated in either of the two highest rating classifications by at least two nationally recognized rating agencies.

Investments in stripped principal or interest obligations, reverse repurchase agreements and derivatives are prohibited. The issuance of taxable notes for the purpose of arbitrage, the use of leverage and short selling are also prohibited. An investment must mature within five years from the date of purchase unless matched to a specific obligation or debt of the Library, and must be purchased with the expectation that it will be held to maturity.

**Cleveland Public Library**  
**Cuyahoga County**  
*Notes to the Basic Financial Statements*  
*For Year Ended December 31, 2019*

---

Investments may only be made through specified dealers and institutions. Payment for investments may be made only upon delivery of the securities representing the investments to the Chief Financial Officer or, if the securities are not represented by certificate, upon receipt of confirmation of transfer from the custodian.

At year end, the Library had \$1,940 in undeposited cash on hand, which is included as part of "Equity in Pooled Cash and Cash Equivalents."

The Library, a fiduciary, having monies belonging to a trust which are to be invested, may invest those monies, except as otherwise provided by law or by the instrument creating the trust, in the following:

1. Bonds or other obligations of the United States or the State of Ohio;
2. Bonds or other interest-bearing obligations of any county, municipal corporation, school district, or other legally constituted political taxing subdivision within the State provided that the subdivision has not defaulted in the payment of the interest on any of its bonds or interest-bearing obligations for more than 120 days during the ten years immediately preceding the investment and provided that the subdivision is not, at the time of investment, in default in the payment of principal or interest on any of its bonds or other interest-bearing obligations;
3. Bonds or other interest-bearing obligations of any other state of the United States, which within 20 years prior to the making of such investment, has not defaulted for more than 90 days in the payment of principal or interest on any of its bonds or other interest-bearing obligations;
4. Any bonds issued by or for federal land banks and any debentures issued by or for federal intermediate credit banks under the "Federal Farm Loan Act of 1916" or any debentures issued by or for banks for cooperatives under the "Farm Credit Act of 1933";
5. Notes which are: (a) secured by a first mortgage on real estate held in fee and located in the State, improved by a unit designed principally for residential use for not more than four families or by a combination of such dwelling units and business property, the area designed or used for nonresidential purposes not to exceed 50 percent of the total floor area; (b) secured by a first mortgage on real estate held in fee and located in the State, improved with a building designed for residential use for more than four families or with a building used primarily for business purposes, if the unpaid principal of the notes secured by such mortgage does not exceed ten percent of the value of the estate or trust or does not exceed \$5,000, whichever is greater; or (c) secured by a first mortgage on an improved farm held in fee and located in the State, provided that such mortgage requires that the buildings on the mortgaged property shall be well insured against loss by fire, and so kept, for the benefit of the mortgagee, until the debt is paid, and provided that the unpaid principal of the notes secured by the mortgage shall not exceed 50 percent of the fair value of the mortgaged real estate at the time the investment is made; except that the unpaid principal of the notes may equal 60 percent of the fair value of the mortgaged real estate at the time the investment is made, and may be payable over a period of 15 years following the date of the investment by the fiduciary if regular installment payments are required sufficient to amortize four percent or more of the principal of the outstanding notes per annum and if the unpaid principal and interest become due and payable at the option of the holder upon any default in the payment of any installment of interest or principal upon the

**Cleveland Public Library**  
**Cuyahoga County**  
*Notes to the Basic Financial Statements*  
*For Year Ended December 31, 2019*

---

notes, or of taxes, assessments, or insurance premiums upon the mortgaged premises or upon the failure to cure any such default within any grace period provided therein not exceeding 90 days in duration;

6. Life, endowment, or annuity contracts of legal reserve life insurance companies and licensed by the superintendent of insurance to transact business within the State provided that the purchase of contracts authorized by this division shall be limited to executors or the successors to their power when specifically authorized by will and to guardians and trustees, which contracts may be issued on the life of a ward, a beneficiary of a trust fund, or according to a will, or upon the life of a person in whom such ward or beneficiary has an insurable interest and the contracts shall be drawn by the insuring company so that the proceeds shall be the sole property of the person whose funds are so invested;
7. Notes or bonds secured by mortgages and insured by the federal housing administrator or debentures issued by such administrator;
8. Obligations issued by a federal home loan bank created under the "Federal Home Loan Bank Act of 1932";
9. Shares and certificates or other evidences of deposits issued by a federal savings and loan association organized and incorporated under the "Home Owners' Loan Act of 1933" to the extent and only to the extent that those shares or certificates or other evidences of deposits are insured pursuant to the "Financial Institutions Reform, Recovery, and Enforcement Act of 1989";
10. Bonds issued by the home owners' loan corporation created under the "Home Owners' Loan Act of 1933";
11. Obligations issued by the national mortgage association created under the "National Housing Act";
12. Shares and certificates or other evidences of deposits issued by a domestic savings and loan association organized under the laws of the State, which association has obtained insurance accounts pursuant to the "Financial Institutions Reform, Recovery, and Enforcement Act of 1989" or as may be otherwise provided by law, only to the extent that such evidences of deposits are insured under that act;
13. Shares and certificates or other evidences of deposits issued by a domestic savings and loan association organized under the laws of the State, provided that no fiduciary may invest such deposits except with the approval of the probate court, and then in an amount not to exceed the amount which the fiduciary is permitted to invest under division (A)(12);
14. In savings accounts in, or certificates or other evidences of deposits issued by, a national bank located in the State or a state bank located in and organized under the laws of the State by depositing the funds in the bank, and such national or state bank when itself acting in a fiduciary capacity may deposit the funds in savings accounts in, or certificates or other evidences of deposits issued by, its own savings department or any bank subsidiary corporation



**Cleveland Public Library**  
**Cuyahoga County**  
*Notes to the Basic Financial Statements*  
*For Year Ended December 31, 2019*

---

owned or controlled by the bank holding company that owns or controls such national or state bank; provided that no deposit shall be made by any fiduciary, individual, or corporate, unless the deposits of the depository bank are insured by the Federal Deposit Insurance Corporation (FDIC) and provided that the deposit of the funds of any one trust in any such savings accounts in, or certificates or other evidences of deposits issued by, any one bank shall not exceed the sum insured under the "Federal Deposit Insurance Corporation Act of 1933";

15. Obligations consisting of notes, bonds, debentures, or equipment trust certificates issued under an indenture, which are the direct obligations, or in the case of equipment trust certificates are secured by direct obligations, of a railroad or industrial corporation, or a corporation engaged directly and primarily in the production, transportation, distribution or sale of electricity or gas, or the operation of telephone or telegraph systems or waterworks, or in some combination of them; provided that the obligor corporation is one which is incorporated under the laws of the United States, any state, or the District of Columbia, and the obligations are rated at the time of purchase in the highest or next highest classification established by at least two standard rating services selected from a list of the standard rating services which shall be prescribed by the superintendent of financial institutions; provided that every such list shall be certified by the superintendent to the clerk of each probate court in the State, and shall continue in effect until a different list is prescribed and certified;
16. Obligations issued, assumed, or guaranteed by the international finance corporation or by the international bank for reconstruction and development, the Asian development bank, the inter-American development bank, the African development bank, or other similar development bank in which the president, as authorized by congress and on behalf of the United States, has accepted membership, provided that the obligations are rated at the time of purchase in the highest or next highest classification established by at least one standard rating service selected from a list of standard rating services which shall be prescribed by the superintendent of financial institutions;
17. Securities of any investment company, as defined in and registered under sections 3 and 8 of the "Investment Company Act of 1940" that are invested exclusively in forms of investment or in instruments that are fully collateralized by forms of investment in which the fiduciary is permitted to invest pursuant to 1 through 16 above, provided that, in addition to such forms of investments, the investment company may, for the purpose of reducing risk of loss or of stabilizing investment returns, engage in hedging transactions.

**Cleveland Public Library**  
**Cuyahoga County**  
*Notes to the Basic Financial Statements*  
*For Year Ended December 31, 2019*

---

In addition to the preceding investments, a fiduciary other than a guardian may make investments in any of the following kinds and classes of securities, provided that it may be lawfully sold in Ohio and investment is made only in such securities as would be acquired by prudent persons of discretion and intelligence in such matters who are seeking a reasonable income and the preservation of their capital:

1. Securities of corporations organized and existing under the laws of the United States, the District of Columbia, of any state in the United States including, but not limited to bonds, debentures, notes, equipment trust obligations, or other evidences of indebtedness, and shares of common and preferred stocks of such corporations;
2. Collective investment funds or securities of any investment company whether or not the fiduciary has invested other funds held by it in an agency or other nonfiduciary capacity in the securities of the same investment company. Such investments may be made regardless of the eligibility of the underlying assets held by the fund portfolios of the investment company;
3. Bonds or other interest-bearing obligations of any state or territory of the United States, or of any county, city, village, school district, or other legally constituted political taxing subdivision of any state or territory of the United States, not otherwise eligible under 2 or 3 in the preceding investment list;
4. Debt or equity securities of foreign corporations that trade on recognized United States domiciled exchanges.

These investments are subject to a restriction placed on an administrator or executor which states that no administrator or executor may invest funds belonging to an estate in an asset other than a direct obligation of the United States that has a maturity date not exceeding one year from the date of investment, or other than in a short term investment fund that is invested exclusively in obligations of the United States or of its agencies, or primarily in such obligations and otherwise only in variable demand notes, corporate money market instruments including, but not limited to, commercial paper, or fully collateralized repurchase agreements or other evidences of indebtedness that are payable on demand or generally have a maturity date not exceeding 91 days from the date of investment except with the approval of the probate court or with the permission of the instruments creating the trust.

***Investments***

Investments are reported at fair value. As of December 31, 2019, the Library had the following investments:

**Cleveland Public Library**  
**Cuyahoga County**  
*Notes to the Basic Financial Statements*  
*For Year Ended December 31, 2019*

Measurement/Investment	Ohio Revised Code 135		Ohio Revised Code 2109	
	Measurement Amount	Average Maturity	Measurement Amount	Average Maturity
Net Asset Value Per Share:				
STAR Ohio	\$1,307,095	58 days	\$0	
Amortized Cost:				
Commercial Paper - Operating Fund	4,562,020	188 days	0	
Commercial Paper - Tax-Exempt Fund	7,910,055	102 days	0	
Fair Value - Level One Inputs				
Money Market/Principal Cash	6,834,280	24-34 days	0	
Money Market Mutual Fund	0		16,203,207	n/a
Common and Convertible Preferred Stock	0		4,888,657	n/a
Total Fair Value - Level One Inputs	6,834,280		21,091,864	
Fair Value - Level Two Inputs				
United States Treasury Notes				
Operating Fund	1,853,968	419 days	1,735,489	02/28/21-05/15/29
Tax-Exempt Fund	20,284,508	383 days	0	
Taxable Fund	2,233,920	1,287 days	0	
Corporate Bonds	0		906,242	01/27/20-09/19/29
Agency Bonds	0		581,072	08/01/26-08/01/49
Negotiable Certificates of Deposit - Operating Fund	3,913,865	1,372 days	0	
Federal Home Loan Bank Bonds				
Operating Fund	3,817,366	1,104 days	0	
Tax-Exempt Fund	4,602,728	519 days	0	
Taxable Fund	1,769,079	1,282 days	0	
Federal National Mortgage Association Notes				
Operating Fund	5,039,008	279 days	0	
Tax-Exempt Fund	4,150,368	529 days	0	
Taxable Fund	1,986,840	980 days	0	
Federal Home Loan Mortgage Corporation Notes				
Operating Fund	8,545,589	1,211 days	0	
Tax-Exempt Fund	3,423,354	490 days	0	
Taxable Fund	992,850	1,336 days	0	
Federal Farm Credit Bank Bonds				
Operating Fund	6,913,042	868 days	0	
Tax-Exempt Fund	10,492,610	668 days	0	
Taxable Fund	1,988,710	1,211 days	0	
Total Fair Value - Level Two Inputs	82,007,805		3,222,803	
Total Investments	\$102,621,255		\$24,314,667	

**Cleveland Public Library**  
**Cuyahoga County**  
*Notes to the Basic Financial Statements*  
*For Year Ended December 31, 2019*

---

Investments are restricted by the provisions of the Ohio Revised Code. During 2019, investments of the cash management pool were limited to federal agency securities, treasury notes, commercial paper, negotiable certificates of deposit, STAR Ohio, and a money market, with the exception of the Library's endowment monies. The endowment monies are able to invest in common and preferred stock as upheld by a 1975 Cuyahoga County Probate Court Order granting authority to invest. For these endowment monies, according to the Probate Court Order and a ruling from the Cuyahoga County Prosecutor, the Library may invest under *Ohio Revised Code* Sections 2109.37 and 2109.371. In addition to common and preferred stock, endowment monies are invested in corporate bonds, treasury notes, agency bonds, and a money market/mutual fund.

The Library categorizes its fair value measurements within the fair value hierarchy established by generally accepted accounting principles. The hierarchy is based on the valuation inputs used to measure the fair value of the asset. Level 1 inputs are quoted prices in active markets for identical assets. Level 2 inputs are significant other observable inputs. Level 3 inputs are significant unobservable inputs. The above chart identifies the Library's recurring fair value measurements as of December 31, 2019. The Money Market/Principal Cash, Money Market Mutual Fund, Common and Convertible Preferred Stock are valued using quoted market prices (Level 1 inputs). The Library's remaining investments, with the exception of STAR Ohio and commercial paper, are valued using methodologies that incorporate market inputs such as benchmark yields, reported trades, broker/dealer quotes, issuer spreads, two-sided markets, benchmark securities, bids, offers and reference data including market research publications. Market indicators and industry and economic events are also monitored, which could require the need to acquire further market data (Level 2 inputs).

***Interest Rate Risk*** As a means of limiting its exposure to fair value losses caused by rising interest rates, the Library's investment policy requires that operating funds be invested primarily in investments so that securities mature to meet cash requirements for ongoing operations. The stated intent of the policy is to avoid the need to sell securities prior to maturity. To date, no investments have been purchased with a life greater than five years for the non-endowment funds.

***Credit Risk*** The Federal Home Loan Bank Bonds, Federal National Mortgage Association Notes, Federal Home Loan Mortgage Corporation Notes, Federal Farm Credit Bank Bonds, and United States Treasury Notes all carry a rating of AAA by Moody's. The Commercial Paper carries ratings of A-1 by Standard and Poor's and P-1 by Moody's Investors Service. STAR Ohio carries a rating of AAAM by Standard & Poor's. Ohio law requires that STAR Ohio maintain the highest rating provided by at least one nationally recognized standard rating service. The Money Market Mutual Fund accounts at PNC and Huntington Bank carry a rating of AAAM by Standard and Poor's. The Money Market accounts at US Bank carry a rating of AAAM by Standard and Poor's. Other Money Market/Principal Cash, the Money Market Mutual Fund, and the Negotiable Certificates of Deposit are unrated. The Corporate Bonds carry ratings of Aaa through A3 by Moody's. The Agency Bonds carry ratings of AAA by Moody's, with 14 of 16 unrated. The Library's investment policy states that credit risk will be minimized by (1) diversifying assets by issuer; (2) ensuring that required, minimum credit quality ratings exist prior to the purchase of commercial paper and bankers acceptances; and (3) maintaining adequate collateralization of certificates of deposit and other deposit accounts pursuant to the method as determined by the Fiscal Officer.

***Concentration of Credit Risk*** is defined by the Governmental Accounting Standards Board as having five percent or more invested in the securities of a single issuer. The Library's investment policy places

**Cleveland Public Library**  
**Cuyahoga County**  
*Notes to the Basic Financial Statements*  
*For Year Ended December 31, 2019*

no limit on the amount it may invest in any one issuer. The following are the Library's major investment holdings as of December 31, 2019:

	Percentage of Investments
Money Market/Principal Cash	5.38%
Federal Home Loan Bank Bonds	8.03%
Federal National Mortgage Association Notes	8.80%
Commercial Paper	9.83%
Federal Home Loan Mortgage Corporation Notes	10.21%
Money Market Mutual Fund	12.76%
Federal Farm Credit Bank Bonds	15.28%
United States Treasury Notes	20.57%

***Custodial Credit Risk*** For an investment, custodial credit risk is the risk that, in the event of the failure of the counterparty, the Library will not be able to recover the value of its investments or collateral securities that are in the possession of an outside party. The Federal Home Loan Bank Bonds, Federal National Mortgage Association Notes, Federal Home Loan Mortgage Corporation Notes, Federal Farm Credit Bank Bonds, Corporate Bonds, Commercial Paper, United States Treasury Notes, Negotiable Certificates of Deposit and the various Agency Bonds are exposed to custodial credit risk in that they are uninsured, unregistered and held by the counterparty's trust department or agent but not in the Library's name. The Library has no investment policy dealing with investment custodial credit risk beyond the requirement in State statute that prohibits payment for investments prior to the delivery of the securities representing such investments to the Chief Financial Officer or qualified trustee. To mitigate such custodial risk, the Library has appointed a qualified trustee as provided for in *Ohio Revised Code* Section 135.37, a financial institution with trust powers in the State of Ohio as custodian for the separate safekeeping of investment assets. Securities owned by the Library are held by the Library's custodian and the records of the custodian identify the Library's securities in the custodian's monthly statement to the Library. Under no circumstances are the Library's investment assets held in safekeeping by a broker/dealer firm, or a firm acting on behalf of a broker/dealer firm.

**Note 6 - Property Taxes**

Property taxes include amounts levied against all real and public utility property located in the Library district. Property tax revenue received during 2019 for real and public utility property taxes represents collections of 2018 taxes.

The 2019 real property taxes are levied after October 1, 2019, on the assessed value as of January 1, 2019, the lien date. Assessed values are established by State law at 35 percent of appraised market value. The 2019 real property taxes are collected in and intended to finance 2020.

Real property taxes are payable annually or semi-annually. If paid annually, payment is due December 31; if paid semi-annually, the first payment is due December 31, with the remainder payable by June 20. Under certain circumstances, State statute permits later payment dates to be established.

Public utility tangible personal property currently is assessed at varying percentages of true value; public utility real property is assessed at 35 percent of true value. 2019 public utility property taxes which

**Cleveland Public Library**  
**Cuyahoga County**  
*Notes to the Basic Financial Statements*  
*For Year Ended December 31, 2019*

became a lien December 31, 2018, are levied after October 1, 2019, and are collected in 2020 with real property taxes.

The full tax rate for all Library operations for the year ended December 31, 2019, was \$8.80 per \$1,000 of assessed value. The assessed values of real and tangible personal property upon which 2019 property tax receipts were based are as follows:

Category	Assessed Value
Real Estate	
Residential/Agricultural/Other	\$2,253,637,700
Other Real Estate	2,629,944,530
Tangible Personal Property	
Public Utility	439,426,410
Total Assessed Values	\$5,323,008,640

The Cuyahoga County Fiscal Officer collects property taxes on behalf of all taxing districts in the County, including the Cleveland Public Library. The County Fiscal Officer periodically remits to the Library its portion of the taxes collected. Property taxes receivable represents real and public utility taxes and outstanding delinquencies which are measurable as of December 31, 2019, and for which there is an enforceable legal claim. In the general fund, the portion of the receivable not levied to finance 2019 operations is offset to deferred inflows of resources – property taxes. On the accrual basis, collectible delinquent property taxes have been recorded as a receivable and revenue while on the modified accrual basis the revenue has been reported as deferred inflows of resources – unavailable revenue.

***Tax Abatements***

For 2019, the Library’s property taxes were reduced by \$4,690,818 under various tax abatement agreements entered into by the City of Cleveland.

**Note 7 - Receivables**

Receivables at December 31, 2019, consisted of taxes, accounts (billings for user charged services), interest, and intergovernmental receivables. All receivables are deemed collectible in full. All receivables except for delinquent property taxes are expected to be collected within one year. Property taxes, although ultimately collectible, include some portion of delinquencies that will not be collected within one year.

The Library receives a substantial portion of its intergovernmental revenue from the Public Library Fund (PLF), (formerly the Library and Local Government Support fund or LLGSF), a State of Ohio fund based on a portion of the general revenues of Ohio as written in State law. The Cuyahoga County Budget Commission, consisting of the County Fiscal Officer, the County Executive and the County Prosecutor, allocate PLF monies to the nine library districts within Cuyahoga County, based on a determination of need. In 2019, the Library received 41.1843 percent of the Countywide total, or \$23,303,557.

A summary of the principal items of intergovernmental receivables follows:

**Cleveland Public Library**  
**Cuyahoga County**  
*Notes to the Basic Financial Statements*  
*For Year Ended December 31, 2019*

	Amount
PLF	\$11,766,736
Homestead and Rollback	1,291,242
CLEVNET	388,292
MyCom	49,157
Total	\$13,495,427

**Note 8 – Interfund Balances**

The general fund advanced \$75,000 to the special revenue fund, MyCom, for grant monies that the fund will receive at a later date. The interfund balance will be repaid within the following year.

**Note 9 – Capital Assets**

A summary of changes in capital assets during 2019 follows:

	Balance 12/31/2018	Additions	Deletions	Balance 12/31/2019
<b>Governmental Activities</b>				
<i>Nondepreciable Capital Assets</i>				
Land	\$2,828,066	\$16,461	\$0	\$2,844,527
Construction in Progress	1,020,396	525,865	(950,343)	595,918
<i>Total Nondepreciable Capital Assets</i>	3,848,462	542,326	(950,343)	3,440,445
<i>Depreciable Capital Assets</i>				
Buildings/Improvements	170,235,343	1,429,652	0	171,664,995
Furniture/Equipment	3,218,353	433,950	(403,570)	3,248,733
Computers	4,022,996	297	(58,445)	3,964,848
Software	3,121,343	50,363	(116,349)	3,055,357
Vehicles	360,160	73,974	(18,698)	415,436
<i>Total Depreciable Capital Assets</i>	180,958,195	1,988,236	(597,062)	182,349,369
<i>Less Accumulated Depreciation</i>				
Buildings/Improvements	(89,829,076)	(3,600,870)	0	(93,429,946)
Furniture/Equipment	(2,852,734)	(154,692)	403,570	(2,603,856)
Computers	(3,303,364)	(248,786)	58,445	(3,493,705)
Software	(2,642,426)	(167,005)	104,429	(2,705,002)
Vehicles	(359,169)	(12,086)	18,698	(352,557)
<i>Total Accumulated Depreciation</i>	(98,986,769)	(4,183,439) **	585,142	(102,585,066)
<i>Total Depreciable Capital Assets, Net</i>	81,971,426	(2,195,203)	(11,920)	79,764,303
<i>Governmental Activities Capital Assets, Net</i>	\$85,819,888	(\$1,652,877)	(\$962,263)	\$83,204,748

\* Depreciation expense was charged to governmental activities as follows:

**Cleveland Public Library**  
**Cuyahoga County**  
*Notes to the Basic Financial Statements*  
*For Year Ended December 31, 2019*

Administration and Support	\$681,384
Public Services	3,502,055
Total	\$4,183,439

\*\* Of this amount, \$167,005 is presented as amortization expense on the Statement of Activities relating to the Library's intangible asset of purchased software which is included in the above table.

**Note 10 - Risk Management**

The Library is exposed to various risks of loss related to torts; theft of, damage to, and destruction of assets; errors and omissions; injuries to employees and natural disasters. The Library maintains a variety of insurance policies, including coverage for automobiles and equipment, general liability, public officials, property, boilers and machinery as indicated in the table below. The general liability coverage is \$1 million with excess umbrella coverage of an additional \$25 million. Settled claims have not exceeded this commercial coverage in any of the past three years and there has not been a significant reduction in the coverage from the prior year.

Company / Type	Deductible	Coverage
Affiliated FM Insurance Company		
Property, Boiler & Machinery	\$100,000	\$600,000,000
Flood/Earthquake	\$100,000	\$100,000,000/\$200,000,000
Liberty Mutual Insurance Company		
Umbrella Liability	\$0	\$10,000,000
General Liability	\$0	\$1,000,000/\$2,000,000
Law Enforcement Professional and Abuse and Molestation Liability	\$2,500	\$1,000,000
Automobile Liability	\$500/\$1,000	\$1,000,000
Uninsured/Underinsured	\$0	\$100,000
Travelers Insurance Company		
Excess Liability	\$0	\$15,000,000
Fiscal Officer/Deputy Surety Bonds	\$0	\$50,000 each
Crime	\$10,000	\$2,000,000/\$1,000,000/\$100,000
National Union Fire Insurance Company		
Public Officials	\$50,000/\$100,000	\$2,000,000
Illinois National Insurance Company		
Cyber Liability	\$25,000	\$2,000,000

Workers' compensation is provided by the State. The Library pays the State Workers' Compensation system a premium based on a rate per \$100 of salaries. This rate is calculated based on accident history and administrative costs.

The Library provides medical, dental, and vision insurance on a paid premium basis. Other employee benefits include life insurance, short-term disability insurance and an IRC Section 125 flexible benefit plan.



**Cleveland Public Library**  
**Cuyahoga County**  
*Notes to the Basic Financial Statements*  
*For Year Ended December 31, 2019*

---

**Note 11 – Defined Benefit Pension Plans**

The Statewide retirement systems provide both pension benefits and other postemployment benefits (OPEB).

***Net Pension Liability (Asset)/Net OPEB Liability***

The net pension liability (asset) and the net OPEB liability reported on the statement of net position represent liabilities to employees for pensions and OPEB, respectively. Pensions/OPEB are a component of exchange transactions—between an employer and its employees—of salaries and benefits for employee services. Pensions/OPEB are provided to an employee—on a deferred-payment basis—as part of the total compensation package offered by an employer for employee services each financial period. The obligation to sacrifice resources for pensions is a present obligation because it was created as a result of employment exchanges that already have occurred.

The net pension/OPEB liability (asset) represent the Library’s proportionate share of each pension/OPEB plan’s collective actuarial present value of projected benefit payments attributable to past periods of service, net of each pension/OPEB plan’s fiduciary net position. The net pension/OPEB liability (asset) calculation is dependent on critical long-term variables, including estimated average life expectancies, earnings on investments, cost of living adjustments and others. While these estimates use the best information available, unknowable future events require adjusting these estimates annually.

Ohio Revised Code limits the Library’s obligation for this liability to annually required payments. The Library cannot control benefit terms or the manner in which pensions are financed; however, the Library does receive the benefit of employees’ services in exchange for compensation including pension and OPEB.

GASB 68/75 assumes the liability is solely the obligation of the employer, because (1) they benefit from employee services; and (2) State statute requires funding to come from these employers. All pension contributions to date have come solely from these employers (which also includes pension costs paid in the form of withholdings from employees). The retirement systems may allocate a portion of the employer contributions to provide for these OPEB benefits. In addition, health care plan enrollees pay a portion of the health care costs in the form of a monthly premium. State statute requires the retirement systems to amortize unfunded pension liabilities within 30 years. If the pension amortization period exceeds 30 years, each retirement system’s board must propose corrective action to the State legislature. Any resulting legislative change to benefits or funding could significantly affect the net pension/OPEB liability (asset). Resulting adjustments to the net pension/OPEB liability (asset) would be effective when the changes are legally enforceable. The Ohio revised Code permits, but does not require the retirement systems to provide healthcare to eligible benefit recipients.

The proportionate share of each plan’s unfunded benefits is presented as a *net pension/OPEB asset* or a long-term *net pension/OPEB liability* on the accrual basis of accounting. Any liability for the contractually-required pension/OPEB contribution outstanding at the end of the year is included in *intergovernmental payable* on both the accrual and modified accrual bases of accounting. The remainder of this note includes the required pension disclosures. See Note 12 for the required OPEB disclosures.

**Cleveland Public Library**  
**Cuyahoga County**  
*Notes to the Basic Financial Statements*  
*For Year Ended December 31, 2019*

***Plan Description – Ohio Public Employees Retirement System (OPERS)***

Library Employees participate in the Ohio Public Employees Retirement System (OPERS). OPERS administers three separate pension plans. The traditional pension plan is a cost-sharing, multiple-employer defined benefit pension plan. The member-directed plan is a defined contribution plan and the combined plan is a combination cost-sharing, multiple-employer defined benefit/defined contribution pension plan.

OPERS provides retirement, disability, survivor and death benefits, and annual cost of living adjustments to members of the traditional and combined plans. Authority to establish and amend benefits is provided by Chapter 145 of the Ohio Revised Code. OPERS issues a stand-alone financial report that includes financial statements, required supplementary information and detailed information about OPERS' fiduciary net position that may be obtained by visiting <https://www.opers.org/financial/reports.shtml>, by writing to the Ohio Public Employees Retirement System, 277 East Town Street, Columbus, Ohio 43215-4642, or by calling 800-222-7377.

Senate Bill (SB) 343 was enacted into law with an effective date of January 7, 2013. In the legislation, members in the traditional and combined plans were categorized into three groups with varying provisions of the law applicable to each group. The following table provides age and service requirements for retirement and the retirement formula applied to final average salary (FAS) for the three member groups under the traditional and combined plans as per the reduced benefits adopted by SB 343 (see OPERS CAFR referenced above for additional information, including requirements for reduced and unreduced benefits):

<b>Group A</b>	<b>Group B</b>	<b>Group C</b>
Eligible to retire prior to January 7, 2013 or five years after January 7, 2013	20 years of service credit prior to January 7, 2013 or eligible to retire ten years after January 7, 2013	Members not in other Groups and members hired on or after January 7, 2013
<b>State and Local</b>	<b>State and Local</b>	<b>State and Local</b>
<b>Age and Service Requirements:</b> Age 60 with 60 months of service credit or Age 55 with 25 years of service credit	<b>Age and Service Requirements:</b> Age 60 with 60 months of service credit or Age 55 with 25 years of service credit	<b>Age and Service Requirements:</b> Age 57 with 25 years of service credit or Age 62 with 5 years of service credit
<b>Traditional Plan Formula:</b> 2.2% of FAS multiplied by years of service for the first 30 years and 2.5% for service years in excess of 30	<b>Traditional Plan Formula:</b> 2.2% of FAS multiplied by years of service for the first 30 years and 2.5% for service years in excess of 30	<b>Traditional Plan Formula:</b> 2.2% of FAS multiplied by years of service for the first 35 years and 2.5% for service years in excess of 35
<b>Combined Plan Formula:</b> 1% of FAS multiplied by years of service for the first 30 years and 1.25% for service years in excess of 30	<b>Combined Plan Formula:</b> 1% of FAS multiplied by years of service for the first 30 years and 1.25% for service years in excess of 30	<b>Combined Plan Formula:</b> 1% of FAS multiplied by years of service for the first 35 years and 1.25% for service years in excess of 35

Final average Salary (FAS) represents the average of the three highest years of earnings over a member's career for Groups A and B. Group C is based on the average of the five highest years of earnings over a member's career.

**Cleveland Public Library**  
**Cuyahoga County**  
*Notes to the Basic Financial Statements*  
*For Year Ended December 31, 2019*

---

Members who retire before meeting the age and years of service credit requirement for unreduced benefits receive a percentage reduction in the benefit amount.

When a traditional plan benefit recipient has received benefits for 12 months, current law provides for an annual cost of living adjustment (COLA). This COLA is calculated on the base retirement benefit at the date of retirement and is not compounded. Members retiring under the combined plan receive a cost-of-living adjustment on the defined benefit portion of their pension benefit. For those retiring prior to January 7, 2013, current law provides for a 3 percent COLA. For those retiring subsequent to January 7, 2013, beginning in calendar year 2019, current law provides that the COLA will be based on the average percentage increase in the Consumer Price Index, capped at 3 percent.

Defined contribution plan benefits are established in the plan documents, which may be amended by the Board. Member-directed plan and combined plan members who have met the retirement eligibility requirements may apply for retirement benefits. The amount available for defined contribution benefits in the combined plan consists of the member's contributions plus or minus the investment gains or losses resulting from the member's investment selections. Combined plan members wishing to receive benefits must meet the requirements for both the defined benefit and defined contribution plans. Member-directed participants must have attained the age of 55, have money on deposit in the defined contribution plan and have terminated public service to apply for retirement benefits. The amount available for defined contribution benefits in the member-directed plan consists of the members' contributions, vested employer contributions and investment gains or losses resulting from the members' investment selections. Employer contributions and associated investment earnings vest over a five-year period, at a rate of 20 percent each year. At retirement, members may select one of several distribution options for payment of the vested balance in their individual OPERS accounts. Options include the annuitization of the benefit (which includes joint and survivor options), partial lump-sum payments (subject to limitations), a rollover of the vested account balance to another financial institution, receipt of entire account balance, net of taxes withheld, or a combination of these options.

Funding Policy - The Ohio Revised Code (ORC) provides statutory authority for member and employer contributions as follows:

**Cleveland Public Library**  
**Cuyahoga County**  
*Notes to the Basic Financial Statements*  
*For Year Ended December 31, 2019*

	State and Local
<b>2019 Statutory Maximum Contribution Rates</b>	
Employer	14.0 %
Employee *	10.0 %
 <b>2019 Actual Contribution Rates</b>	
Employer:	
Pension **	14.0 %
Post-employment Health Care Benefits **	0.0
 Total Employer	 14.0 %
 Employee	 10.0 %

\* Member contributions within the combined plan are not used to fund the defined benefit retirement allowance.

\*\* These pension and employer health care rates are for the traditional and combined plans. The employer contributions rate for the member-directed plan is allocated 4 percent for health care with the remainder going to pension.

For 2019, The Library's contractually required contribution was \$4,040,282 for the traditional plan, \$107,519 for the combined plan and \$72,502 for the member-directed plan. Of these amounts, \$414,390 is reported as an intergovernmental payable for the traditional plan, \$11,027 for the combined plan, and \$10,416 for the member-directed plan.

***Pension Liabilities, Pension Expense, and Deferred Outflows of Resources and Deferred Inflows of Resources Related to Pensions***

The net pension liability (asset) for OPERS was measured as of December 31, 2018, and the total pension liability used to calculate the net pension liability (asset) was determined by an actuarial valuation as of that date. The Library's proportion of the net pension liability (asset) was based on the Library's share of contributions to the pension plan relative to the contributions of all participating entities. Following is information related to the proportionate share and pension expense of the Library's defined benefit pension plans:

**Cleveland Public Library**  
**Cuyahoga County**  
*Notes to the Basic Financial Statements*  
*For Year Ended December 31, 2019*

	OPERS Traditional Plan	OPERS Combined Plan	Total
Proportion of the Net Pension Liability/Asset:			
Current Measurement Date	0.209678%	0.176791%	
Prior Measurement Date	0.209457%	0.187151%	
Change in Proportionate Share	<u>0.000221%</u>	<u>-0.010360%</u>	
Proportionate Share of the:			
Net Pension Liability	\$57,426,553	\$0	\$57,426,553
Net Pension Asset	0	197,691	197,691
Pension Expense	12,574,512	54,085	12,628,597

2019 pension expense for the member-directed defined contribution plan was \$72,502. The aggregate pension expense for all pension plans was \$12,701,099 for 2019.

At December 31, 2019, the Library reported deferred outflows of resources and deferred inflows of resources related to defined benefit pensions from the following sources:

	OPERS Traditional Plan	OPERS Combined Plan	Total
<b>Deferred Outflows of Resources</b>			
Differences between expected and actual experience	\$2,649	\$0	\$2,649
Changes of assumptions	4,999,123	44,154	5,043,277
Net difference between projected and actual earnings on pension plan investments	7,794,391	42,586	7,836,977
Changes in proportion and differences between Library contributions and proportionate share of contributions	25,273	7,936	33,209
Library contributions subsequent to the measurement date	<u>4,040,282</u>	<u>107,519</u>	<u>4,147,801</u>
Total Deferred Outflows of Resources	<u>\$16,861,718</u>	<u>\$202,195</u>	<u>\$17,063,913</u>
<b>Deferred Inflows of Resources</b>			
Differences between expected and actual experience	\$754,044	\$80,741	\$834,785
Changes in proportion and differences between Library contributions and proportionate share of contributions	<u>131,821</u>	<u>7,965</u>	<u>139,786</u>
Total Deferred Inflows of Resources	<u>\$885,865</u>	<u>\$88,706</u>	<u>\$974,571</u>

\$4,147,801 reported as deferred outflows of resources related to pension resulting from Library contributions subsequent to the measurement date will be recognized as a reduction of the net pension

**Cleveland Public Library**  
**Cuyahoga County**  
*Notes to the Basic Financial Statements*  
*For Year Ended December 31, 2019*

liability or increase to the net pension asset in 2020. Other amounts reported as deferred outflows of resources and deferred inflows of resources related to pension will be recognized in pension expense as follows:

Year Ending December 31:	OPERS Traditional Plan	OPERS Combined Plan	Total
2020	\$5,061,478	\$6,561	\$5,068,039
2021	2,526,038	(1,946)	2,524,092
2022	723,088	(1,049)	722,039
2023	3,624,967	12,285	3,637,252
2024	0	(5,222)	(5,222)
Thereafter	0	(4,659)	(4,659)
Total	<u>\$11,935,571</u>	<u>\$5,970</u>	<u>\$11,941,541</u>

***Actuarial Assumptions - OPERS***

Actuarial valuations of an ongoing plan involve estimates of the values of reported amounts and assumptions about the probability of occurrence of events far into the future. Examples include assumptions about future employment, mortality, and cost trends. Actuarially determined amounts are subject to continual review or modification as actual results are compared with past expectations and new estimates are made about the future.

Projections of benefits for financial reporting purposes are based on the substantive plan (the plan as understood by the employers and plan members) and include the types of benefits provided at the time of each valuation. The total pension liability was determined by an actuarial valuation as of December 31, 2018, using the following actuarial assumptions applied to all periods included in the measurement in accordance with the requirements of GASB 67. Key methods and assumptions used in the latest actuarial valuation, reflecting experience study results, prepared as of December 31, 2018, are presented below.

	OPERS Traditional Plan	OPERS Combined Plan
Wage Inflation	3.25 percent	3.25 percent
Future Salary Increases, including inflation	3.25 to 10.75 percent including wage inflation	3.25 to 8.25 percent including wage inflation
COLA or Ad Hoc COLA:		
Pre-January 7, 2013 Retirees	3 percent, simple	3 percent, simple
Post-January 7, 2013 Retirees	3 percent, simple through 2018, then 2.15 percent, simple	3 percent, simple through 2018, then 2.15 percent, simple
Investment Rate of Return	7.2 percent	7.2 percent
Actuarial Cost Method	Individual Entry Age	Individual Entry Age

**Cleveland Public Library**  
**Cuyahoga County**  
*Notes to the Basic Financial Statements*  
*For Year Ended December 31, 2019*

---

In October 2018, the OPERS Board adopted a change in the investment return assumption, reducing it from 7.5 percent to 7.2 percent. This change was effective beginning with the 2018 valuation.

Pre-retirement mortality rates are based on the RP-2014 Employees mortality table for males and females, adjusted for mortality improvement back to the observation period base year of 2006. The base year for males and females was then established to be 2015 and 2010, respectively. Post-retirement mortality rates are based on the RP-2014 Healthy Annuitant mortality table for males and females, adjusted for mortality improvement back to the observation period base year of 2006. The base year for males and females was then established to be 2015 and 2010, respectively. Post-retirement mortality rates for disabled retirees are based on the RP-2014 Disabled mortality table for males and females, adjusted for mortality improvement back to the observation period base year of 2006. The base year for males and females was then established to be 2015 and 2010, respectively. Mortality rates for a particular calendar year are determined by applying the MP-2015 mortality improvement scale to all of the above described tables.

The most recent experience study was completed for the five year period ended December 31, 2015.

The long-term rate of return on defined benefit investment assets was determined using a building-block method in which best-estimate ranges of expected future real rates of return are developed for each major asset class. These ranges are combined to produce the long-term expected real rate of return by weighting the expected future real rates of return by the target asset allocation percentage, adjusted for inflation.

During 2018, OPERS managed investments in three investment portfolios: the Defined Benefit portfolio, the Health Care portfolio, and the Defined Contribution portfolio. The Defined Benefit portfolio contains the investment assets for the Traditional Pension Plan, the defined benefit component of the Combined Plan and the annuitized accounts of the Member-Directed Plan. Within the Defined Benefit portfolio, contributions into the plans are all recorded at the same time, and benefit payments all occur on the first of the month. Accordingly, the money-weighted rate of return is considered to be the same for all plans within the portfolio. The annual money-weighted rate of return expressing investment performance, net of investment expenses and adjusted for the changing amounts actually invested, for the Defined Benefit portfolio was a loss of 2.94 percent for 2018.

The allocation of investment assets with the Defined Benefit portfolio is approved by the Board of Trustees as outlined in the annual investment plan. Plan assets are managed on a total return basis with a long-term objective of achieving and maintaining a fully funded status for the benefits provided through the defined benefit pension plans. The table below displays the Board-approved asset allocation policy for 2018 and the long-term expected real rates of return:

**Cleveland Public Library**  
**Cuyahoga County**  
*Notes to the Basic Financial Statements*  
*For Year Ended December 31, 2019*

<u>Asset Class</u>	<u>Target Allocation</u>	<u>Weighted Average Long-Term Expected Real Rate of Return (Arithmetic)</u>
Fixed Income	23.00 %	2.79 %
Domestic Equities	19.00	6.21
Real Estate	10.00	4.90
Private Equity	10.00	10.81
International Equities	20.00	7.83
Other investments	18.00	5.50
<b>Total</b>	<b>100.00 %</b>	<b>5.95 %</b>

**Discount Rate** For 2018, the discount rate used to measure the total pension liability was 7.2 percent for the traditional plan and the combined plan. For 2017, the discount rate used to measure the total pension liability was 7.5 percent for the traditional plan and the combined plan. The projection of cash flows used to determine the discount rate assumed that contributions from plan members and those of the contributing employers are made at the contractually required rates, as actuarially determined. Based on those assumptions, the pension plan's fiduciary net position was projected to be available to make all projected future benefits payments of current plan members. Therefore, the long-term expected rate of return on pension plan investments for the traditional pension plan, combined plan and member-directed plan was applied to all periods of projected benefit payments to determine the total pension liability.

**Sensitivity of the Library's Proportionate Share of the Net Pension Liability (Asset) to Changes in the Discount Rate** The following table presents the Library's proportionate share of the net pension liability (asset) calculated using the current period discount rate assumption of 7.2 percent, as well as what the Library's proportionate share of the net pension liability (asset) would be if it were calculated using a discount rate that is one-percentage-point lower (6.2 percent) or one-percentage-point higher (8.2 percent) than the current rate:

	<u>1% Decrease (6.20%)</u>	<u>Discount Rate (7.20%)</u>	<u>1% Increase (8.20%)</u>
<b>Library's proportionate share of the net pension liability (asset)</b>			
OPERS Traditional Plan	\$84,835,719	\$57,426,553	\$34,649,290
OPERS Combined Plan	(65,413)	(197,691)	(293,473)

**Note 12 – Defined Benefit OPEB Plans**

See Note 11 for a description of the net OPEB liability

**Plan Description - Ohio Public Employees Retirement System (OPERS)**

Plan Description - The Ohio Public Employees Retirement System (OPERS) administers three separate pension plans: the traditional pension plan, a cost-sharing, multiple-employer defined benefit pension



**Cleveland Public Library**  
**Cuyahoga County**  
*Notes to the Basic Financial Statements*  
*For Year Ended December 31, 2019*

---

plan; the member-directed plan, a defined contribution plan; and the combined plan, a cost-sharing, multiple-employer defined benefit pension plan that has elements of both a defined benefit and defined contribution plan.

OPERS maintains a cost-sharing, multiple-employer defined benefit post-employment health care trust, which funds multiple health care plans including medical coverage, prescription drug coverage and deposits to a Health Reimbursement Arrangement to qualifying benefit recipients of both the traditional pension and the combined plans. This trust is also used to fund health care for member-directed plan participants, in the form of a Retiree Medical Account (RMA). At retirement or refund, member directed plan participants may be eligible for reimbursement of qualified medical expenses from their vested RMA balance.

In order to qualify for postemployment health care coverage, age and service retirees under the traditional pension and combined plans must have twenty or more years of qualifying Ohio service credit with a minimum age of 60, or generally 30 years of qualifying service at any age. Health care coverage for disability benefit recipients and qualified survivor benefit recipients is available. The health care coverage provided by OPERS meets the definition of an Other Post Employment Benefit (OPEB) as described in GASB Statement 75. See OPERS' CAFR referenced below for additional information.

The Ohio Revised Code permits, but does not require, OPERS to provide health care to its eligible benefit recipients. Authority to establish and amend health care coverage is provided to the Board in Chapter 145 of the Ohio Revised Code.

Disclosures for the health care plan are presented separately in the OPERS financial report. Interested parties may obtain a copy by visiting <https://www.opers.org/financial/reports.shtml>, by writing to OPERS, 277 East Town Street, Columbus, Ohio 43215-4642, or by calling (614) 222-5601 or 800-222-7377.

Funding Policy - The Ohio Revised Code provides the statutory authority allowing public employers to fund postemployment health care through their contributions to OPERS. When funding is approved by OPERS' Board of Trustees, a portion of each employer's contribution to OPERS is set aside to fund OPERS health care plans. Beginning in 2018, health care was no longer being funded.

Employer contribution rates are expressed as a percentage of the earnable salary of active members. In 2019, state and local employers contributed at a rate of 14.0 percent of earnable salary and public safety and law enforcement employers contributed at 18.1 percent. These are the maximum employer contribution rates permitted by the Ohio Revised Code. Active member contributions do not fund health care.

Each year, the OPERS Board determines the portion of the employer contribution rate that will be set aside to fund health care plans. As recommended by OPERS' actuary, beginning January 1, 2018, OPERS no longer allocated a portion of its employer contributions to health care for the traditional plan and the combined plan. The OPERS Board is also authorized to establish rules for the retiree or their surviving beneficiaries to pay a portion of the health care provided. Payment amounts vary depending on the number of covered dependents and the coverage selected. The employer contribution as a percentage of covered payroll deposited into the RMA for participants in the Member-Directed Plan for 2019 was 4.0 percent.

**Cleveland Public Library**  
**Cuyahoga County**  
*Notes to the Basic Financial Statements*  
*For Year Ended December 31, 2019*

Employer contribution rates are actuarially determined and are expressed as a percentage of covered payroll.

The Library's contractually required contribution was \$29,001 for 2019. Of this amount, \$2,976 is reported as an intergovernmental payable.

***OPEB Liabilities, OPEB Expense, and Deferred Outflows of Resources and Deferred Inflows of Resources Related to OPEB***

The net OPEB liability and total OPEB liability for OPERS were determined by an actuarial valuation as of December 31, 2017, rolled forward to the measurement date of December 31, 2018, by incorporating the expected value of health care cost accruals, the actual health care payment, and interest accruals during the year. The Library's proportion of the net OPEB liability was based on the Library's share of contributions to the retirement plan relative to the contributions of all participating entities. Following is information related to the proportionate share and OPEB expense:

	OPERS
Proportion of the Net OPEB Liability:	
Current Measurement Date	0.204253%
Prior Measurement Date	0.204610%
Change in Proportionate Share	-0.000357%
Proportionate Share of the Net OPEB Liability	\$26,629,770
OPEB Expense	\$2,341,019

At December 31, 2019, the Library reported deferred outflows of resources and deferred inflows of resources related to OPEB from the following sources:

	OPERS
<b>Deferred Outflows of Resources</b>	
Differences between expected and actual experience	\$9,017
Changes of assumptions	858,576
Net difference between projected and actual earnings on pension plan investments	1,220,818
Library contributions subsequent to the measurement date	29,001
Total Deferred Outflows of Resources	\$2,117,412

(continued)

**Cleveland Public Library**  
**Cuyahoga County**  
*Notes to the Basic Financial Statements*  
*For Year Ended December 31, 2019*

	OPERS
<b>Deferred Inflows of Resources</b>	
Differences between expected and actual experience	\$72,255
Changes in proportion and differences between Library contributions and proportionate share of contributions	114,798
Total Deferred Inflows of Resources	\$187,053

\$29,001 reported as deferred outflows of resources related to OPEB resulting from Library contributions subsequent to the measurement date will be recognized as a reduction of the net OPEB liability in 2020. Other amounts reported as deferred outflows of resources and deferred inflows of resources related to OPEB will be recognized in OPEB expense as follows:

	OPERS
Year Ending December 31:	
2020	\$860,326
2021	225,326
2022	200,697
2023	615,009
Total	\$1,901,358

***Actuarial Assumptions - OPERS***

Actuarial valuations of an ongoing plan involve estimates of the values of reported amounts and assumptions about the probability of occurrence of events far into the future. Examples include assumptions about future employment, mortality, and cost trends. Actuarially determined amounts are subject to continual review or modification as actual results are compared with past expectations and new estimates are made about the future.

Projections of health care costs for financial reporting purposes are based on the substantive plan (the plan as understood by the employers and plan members) and include the types of coverage provided at the time of each valuation and the historical pattern of sharing of costs between OPERS and plan members. The total OPEB liability was determined by an actuarial valuation as of December 31, 2017, rolled forward to the measurement date of December 31, 2018. The actuarial valuation used the following actuarial assumptions applied to all prior periods included in the measurement in accordance with the requirements of GASB 74:

**Cleveland Public Library**  
**Cuyahoga County**  
*Notes to the Basic Financial Statements*  
*For Year Ended December 31, 2019*

---

Wage Inflation	3.25 percent
Projected Salary Increases, including inflation	3.25 to 10.75 percent including wage inflation
Single Discount Rate:	
Current measurement date	3.96 percent
Prior Measurement date	3.85 percent
Investment Rate of Return	6.00 percent
Municipal Bond Rate:	
Current measurement date	3.71 percent
Prior Measurement date	3.31 percent
Health Care Cost Trend Rate:	
Current measurement date	10.0 percent, initial
	3.25 percent, ultimate in 2029
Prior Measurement date	7.25 percent, initial
	3.25 percent, ultimate in 2028
Actuarial Cost Method	Individual Entry Age Normal

In October 2018, the OPERS Board adopted a change in the investment return assumption, reducing it from 6.5 percent to 6.0 percent. This change was to be effective for the 2018 valuation.

Pre-retirement mortality rates are based on the RP-2014 Employees mortality table for males and females, adjusted for mortality improvement back to the observation period base year of 2006. The base year for males and females was then established to be 2015 and 2010, respectively. Post-retirement mortality rates are based on the RP-2014 Healthy Annuitant mortality table for males and females, adjusted for mortality improvement back to the observation period base year of 2006. The base year for males and females was then established to be 2015 and 2010, respectively. Post-retirement mortality rates for disabled retirees are based on the RP-2014 Disabled mortality table for males and females, adjusted for mortality improvement back to the observation period base year of 2006. The base year for males and females was then established to be 2015 and 2010, respectively. Mortality rates for a particular calendar year are determined by applying the MP-2015 mortality improvement scale to all of the above described tables.

The most recent experience study was completed for the five year period ended December 31, 2015.

The long-term expected rate of return on health care investment assets was determined using a building-block method in which best-estimate ranges of expected future real rates of return are developed for each major asset class. These ranges are combined to produce the long-term expected real rate of return by weighting the expected future real rates of return by the target asset allocation percentage, adjusted for inflation.

During 2018, OPERS managed investments in three investment portfolios: the Defined Benefit portfolio, the Health Care portfolio and the Defined Contribution portfolio. The Health Care portfolio includes the assets for health care expenses for the Traditional Pension Plan, Combined Plan and Member-Directed Plan eligible members. Within the Health Care portfolio, contributions into the plans are assumed to be received continuously throughout the year based on the actual payroll payable at the time contributions are made, and health care-related payments are assumed to occur mid-year. Accordingly, the money-weighted rate of return is considered to be the same for all plans within the portfolio. The annual money-

**Cleveland Public Library**  
**Cuyahoga County**  
*Notes to the Basic Financial Statements*  
*For Year Ended December 31, 2019*

weighted rate of return expressing investment performance, net of investment expenses and adjusted for the changing amounts actually invested, for the Health Care portfolio was a loss of 5.6 percent for 2018.

The allocation of investment assets within the Health Care portfolio is approved by the Board of Trustees as outlined in the annual investment plan. Assets are managed on a total return basis with a long-term objective of continuing to offer a sustainable health care program for current and future retirees. OPERS' primary goal is to achieve and maintain a fully funded status for the benefits provided through the defined pension plans. Health care is a discretionary benefit. The table below displays the Board-approved asset allocation policy for 2018 and the long-term expected real rates of return:

<u>Asset Class</u>	<u>Target Allocation</u>	<u>Weighted Average Long-Term Expected Real Rate of Return (Arithmetic)</u>
Fixed Income	34.00 %	2.42 %
Domestic Equities	21.00	6.21
Real Estate Investment Trust	6.00	5.98
International Equities	22.00	7.83
Other investments	17.00	5.57
<b>Total</b>	<b>100.00 %</b>	<b>5.16 %</b>

**Discount Rate** A single discount rate of 3.96 percent was used to measure the OPEB liability on the measurement date of December 31, 2018. A single discount rate of 3.85 percent was used to measure the OPEB liability on the measurement date of December 31, 2017. Projected benefit payments are required to be discounted to their actuarial present value using a single discount rate that reflects (1) a long-term expected rate of return on OPEB plan investments (to the extent that the health care fiduciary net position is projected to be sufficient to pay benefits), and (2) tax-exempt municipal bond rate based on an index of 20-year general obligation bonds with an average AA credit rating as of the measurement date (to the extent that the contributions for use with the long-term expected rate are not met). This single discount rate was based on an expected rate of return on the health care investment portfolio of 6.00 percent and a municipal bond rate of 3.71 percent. The projection of cash flows used to determine this single discount rate assumed that employer contributions will be made at rates equal to the actuarially determined contribution rate. Based on these assumptions, the health care fiduciary net position and future contributions were sufficient to finance health care costs through 2031. As a result, the long-term expected rate of return on health care investments was applied to projected costs through the year 2031, and the municipal bond rate was applied to all health care costs after that date.

**Sensitivity of the Library's Proportionate Share of the Net OPEB Liability to Changes in the Discount Rate** The following table presents the Library's proportionate share of the net OPEB liability calculated using the single discount rate of 3.96 percent, as well as what the Library's proportionate share of the net OPEB liability would be if it were calculated using a discount rate that is one-percentage-point lower (2.96 percent) or one-percentage-point higher (4.96 percent) than the current rate:

**Cleveland Public Library**  
**Cuyahoga County**  
*Notes to the Basic Financial Statements*  
*For Year Ended December 31, 2019*

	1% Decrease (2.96%)	Discount Rate (3.96%)	1% Increase (4.96%)
Library's proportionate share of the net OPEB liability	\$34,069,400	\$26,629,770	\$20,713,297

***Sensitivity of the Library's Proportionate Share of the Net OPEB Liability to Changes in the Health Care Cost Trend Rate*** Changes in the health care cost trend rate may also have a significant impact on the net OPEB liability. The following table presents the net OPEB liability calculated using the assumed trend rates, and the expected net OPEB liability if it were calculated using a health care cost trend rate that is 1.0 percent lower or 1.0 percent higher than the current rate.

Retiree health care valuations use a health care cost-trend assumption that changes over several years built into the assumption. The near-term rates reflect increases in the current cost of health care; the trend starting in 2019 is 10.00 percent. If this trend continues for future years, the projection indicates that years from now virtually all expenditures will be for health care. A more reasonable alternative is that in the not-too-distant future, the health plan cost trend will decrease to a level at, or near, wage inflation. On this basis, the actuaries project premium rate increases will continue to exceed wage inflation for approximately the next decade, but by less each year, until leveling off at an ultimate rate, assumed to be 3.25 percent in the most recent valuation.

	1% Decrease	Current Health Care Cost Trend Rate Assumption	1% Increase
Library's proportionate share of the net OPEB liability	\$25,596,986	\$26,629,770	\$27,819,259

**Note 13 – Compensated Absences**

Full-time employees are entitled to up to 15 sick days per year and may earn and carry forward up to 120 days of sick leave at the end of the fiscal year. Employees who had at least ten (10) years of service and who retired from January 1, 2019 through December 31, 2019, were paid for twenty-five percent (25%) of unused sick hours up to five hundred (500) hours in cash at their current salary rate. Vacation is earned based upon length of service and may be taken once earned, provided the employee works six months or more. Employees may carry forward up to 150 percent of their annual earned vacation leave at the end of any fiscal year. Accrued vacation leave is paid upon retirement, termination, or death of the employee.

**Note 14 – Donor-Restricted Endowments**

The Library's permanent funds include donor-restricted endowments. The Net Position-Non-Expendable amounts of \$933,101 represent the principal portions of the endowments. The Net Position – Expendable amount of \$5,104,389 represents the interest earnings on donor- restricted investments and is available for expenditure by the governing board, for purposes consistent with the endowment's intent.

**Cleveland Public Library**  
**Cuyahoga County**  
*Notes to the Basic Financial Statements*  
*For Year Ended December 31, 2019*

State law permits the governing board to appropriate, for purposes consistent with the endowment's intent, net appreciation, realized and unrealized, unless the endowment terms specify otherwise.

**Note 15 – Long-Term Obligations**

Original issue amounts and interest rates of the Library's debt issues were as follows:

Debt Issue	Interest Rate	Original Issue	Year of Maturity
Library Fund Facilities Notes, Series 2019A			
Tax-exempt Serial Notes	3.00% to 5.00%	\$28,510,000	2040
Tax-exempt Term Notes	4.00%	12,535,000	2045
Tax-exempt Term Notes	4.00%	11,955,000	2049
Library Fund Facilities Notes, Series 2019B			
Federally Taxable Serial Notes	1.84% to 2.00%	9,000,000	2023

The changes in the Library's long-term obligations during the year consist of the following:

	Principal Outstanding 12/31/2018	Additions	Deletions	Principal Outstanding 12/31/2019	Amounts Due In One Year
<b>Governmental Activities</b>					
2019 Library Fund Facilities Notes, Series 2019A					
Tax-exempt Serial Notes	\$0	\$28,510,000	\$0	\$28,510,000	\$0
Tax-exempt Term Notes	0	24,490,000	0	24,490,000	0
Premium on Tax-exempt Notes	0	8,995,506	0	8,995,506	0
Total Tax-exempt Serial Notes	0	61,995,506	0	61,995,506	0
2019 Library Fund Facilities Notes, Series 2019B					
Federally Taxable Serial Notes	0	9,000,000	5,200,000	3,800,000	1,020,000
Total Library Fund Facilities Notes	0	70,995,506	5,200,000	65,795,506	1,020,000
<b>Other Long Term Obligations</b>					
Net Pension Liability - OPERS	32,859,743	24,566,810	0	57,426,553	0
Net OPEB Liability - OPERS	22,219,140	4,410,630	0	26,629,770	0
Compensated Absences	1,512,499	126,224	7,165	1,631,558	105,087
Special Termination Benefits	0	50,000	0	50,000	0
Total Other Long Term Obligations	56,591,382	29,153,664	7,165	85,737,881	105,087
Total General Long-term Obligations	\$56,591,382	\$100,149,170	\$5,207,165	\$151,533,387	\$1,125,087

The Library pays obligations related to employee compensation from the fund benefitting from their service.

**Cleveland Public Library**  
**Cuyahoga County**  
*Notes to the Basic Financial Statements*  
*For Year Ended December 31, 2019*

There is no repayment schedule for the net pension liability and net OPEB liability. However, employer pension contributions are made from the general fund. For additional information related to the net pension liability see Note 12 and related to the net OPEB liability see Note 13.

On September 5, 2019, the Library issued \$62,000,000 in Library Fund Facilities Notes for the purpose of constructing, remodeling, renovating and otherwise improving, equipping and furnishing library buildings and parts of library buildings and other real property, and purchasing personal property, necessary for the proper maintenance and operation of the library. The notes include tax-exempt serial notes, tax-exempt term notes and federally taxable serial notes in the amounts of \$28,510,000, \$24,490,000 and \$9,000,000, respectively. The tax-exempt notes were issued at a premium of \$8,995,506. The notes were issued for a thirty year period with final maturity at December 1, 2049. The notes will be retired from the note retirement debt service fund from Public Library Fund revenue. The Library had \$61,489,254 in unspent proceeds as of December 31, 2019.

The Library has pledged a portion of public library fund revenue to repay the Library Fund Facilities Notes. The notes are paid solely from public library fund revenue and payable through 2049. Annual principal and interest payments on the notes are to require less than 25 percent of public library fund revenue. The total principal and interest remaining to be paid on the notes is \$98,804,504. Principal and interest paid for the current year were \$5,767,702 and total revenue was \$23,303,557.

Principal and interest requirements to maturity for the Library Fund Facilities Notes, outstanding at December 31, 2019, are as follows:

	Notes		
	Serial	Term	Interest
2020	\$1,020,000	\$0	\$2,272,635
2021	1,040,000	0	2,253,704
2022	1,060,000	0	2,234,506
2023	1,080,000	0	2,214,959
2024	1,110,000	0	2,182,250
2025-2029	6,445,000	0	10,021,000
2030-2034	8,215,000	0	8,256,750
2035-2039	10,095,000	0	6,368,550
2040-2044	2,245,000	9,830,000	4,394,950
2045-2049	0	14,660,000	1,805,200
Total	<u>\$32,310,000</u>	<u>\$24,490,000</u>	<u>\$42,004,504</u>

**Note 16 – Contingencies**

**Grants**

The Library receives financial assistance from federal and state agencies in the forms of grants. The disbursement of funds received under these programs generally requires compliance with terms and conditions specified in the grant agreements and are subject to audit by the grantor agencies. Any disallowed claims resulting from such audits could become a liability of the general fund or any other



**Cleveland Public Library**  
**Cuyahoga County**  
*Notes to the Basic Financial Statements*  
*For Year Ended December 31, 2019*

---

applicable funds. However, in the opinion of management, any such disallowed claims will not have a material adverse effect on the overall financial position of the Library.

***Litigation***

The Library was not a defendant in any pending lawsuit or administrative claim as of December 31, 2019.

**Note 17 – Operating Lease**

Cleveland Public Library entered into a ten (10) year operating lease on May 17, 2007 with Bridgeport Place LLC for a 3,517 square foot portion of the building located at 7201 Kinsman Road for the purpose of housing the Garden Valley Branch. The Library commenced monthly rent payments of \$4,689 in early 2008 once the space was available for occupancy, and continued to pay that same monthly rent amount during 2012 as well as the common area prorated shared expenses. The monthly rent payments in 2013 increased to \$4,830.01, and the monthly rent increased 3% each successive year. The ten (10) year term expired on November 30, 2017. The Library provided six (6) months advanced notice and exercised its option to renew the lease, based upon the same terms and conditions of the existing lease (except rent), for an additional five year term from December 1, 2017 through November 30, 2022. The monthly rent payments start at \$5,517.77 which will increase 1.5% each successive year. The Library now has the option to renew the lease for three additional five (5) years terms by providing six (6) months advanced notice, and the monthly rent shall increase 1.5% each successive year of the five (5) year renewal option. The Library has the right to terminate the lease with 90 days written notice if the Library experiences a 10% or more reduction in Public Library Fund (PLF) revenues received in the prior year, or if the Library fails to renew an operating levy.

The Library is also subject to a lease which commenced in 1957 for a 20 foot by 198 foot parcel of land underneath its Louis Stokes Wing building. The Lease terms require the Library to pay \$6,400 in rent per year in quarterly installments. The lease expired in 2018 and the Library is now legally considered a hold over tenant. The Library continues to make the rental payments. The Library's legal department is attempting to acquire title to the property that was subject to the lease.

**Note 18 – Fund Deficits**

The Ohio Library for the Blind and Physically Disabled (OLBPD) and the MyCom special revenue funds had deficit fund balances of \$130,226 and \$150, respectively, as of December 31, 2019. The OLBPD special revenue fund's deficit is the result of adjustments made on the modified accrual basis of accounting. The deficits in the MyCom fund is due to interfund payables. The general fund is liable for any deficit in these funds and provides transfers when cash is required, rather than when accruals occur.

**Note 19 – Significant Commitments**

***Contractual Commitments***

At December 31, 2019, the Library's significant contractual commitments consisted of the following:

**Cleveland Public Library**  
**Cuyahoga County**  
*Notes to the Basic Financial Statements*  
*For Year Ended December 31, 2019*

Project	Amount	Paid to Date	Remaining on Contract
Safe, Warm and Dry Construction Initiative	5,000,000	4,812,508	\$187,492
South Branch Renovation	4,500,000	4,367,294	132,706
Facilities Master Plan Group 1:			
Hough, Jefferson, Martin Luther King Jr, Walz, West Park, Woodland/Central			
Distribution Facility	3,142,152	509,366	2,632,786
Lakeshore Facility Roof	698,491	698,491	0

\$2,737,449 of the contractual commitments were encumbered. The amounts of \$77,284 and \$17,576 in contracts and retainage payable for governmental activities, respectively, have been capitalized.

***Encumbrances***

Encumbrances are commitments related to unperformed contracts for goods or services. Encumbrance accounting is utilized to the extent necessary to assure effective budgetary control and accountability and to facilitate effective cash planning and control. At year end, the amount of encumbrances expected to be honored upon performance by the vendor in the next year were as follows:

General	\$5,183,818
CLEVNET	282,380
Construction	2,632,906
Other Governmental Funds	<u>676,838</u>
Total	<u><u>\$8,775,942</u></u>

**Note 20 – Fund Balances**

Fund balance is classified as nonspendable, restricted, committed, assigned and/or unassigned based primarily on the extent to which the Library is bound to observe constraints imposed upon the use of the resources in the governmental funds. The constraints placed on fund balance for the major governmental funds and all other governmental funds are presented below:

**Cleveland Public Library**  
**Cuyahoga County**  
*Notes to the Basic Financial Statements*  
*For Year Ended December 31, 2019*

Fund Balances	General	CLEVNET	Construction	Other Governmental Funds	Total
<b><i>Nonspendable</i></b>					
Inventory	\$169,363	\$0	\$0	\$0	\$169,363
Prepaid Items	605,577	442,130	0	6,641	1,054,348
Unclaimed Funds	7,586	0	0	0	7,586
Endowments--Non-Expendable	0	0	0	933,101	933,101
<b><i>Total Nonspendable</i></b>	<b>782,526</b>	<b>442,130</b>	<b>0</b>	<b>939,742</b>	<b>2,164,398</b>
<b><i>Restricted for</i></b>					
Capital Projects (Facilities Master Plan)	0	0	61,925,618	0	61,925,618
Debt Service	0	0	0	2,893,176	2,893,176
John G. White Special Collections	0	0	0	3,030,206	3,030,206
Ohio Center for the Book	0	0	0	296,185	296,185
Photography	0	0	0	361,392	361,392
Children's Biography Awards	0	0	0	120,640	120,640
Library for the Blind and Physically Disabled	0	0	0	12,644,697	12,644,697
Fine Arts and Special Collections	0	0	0	430,283	430,283
Youth Services/Business Departments	0	0	0	363,187	363,187
Floral and Plant Decorations	0	0	0	124,680	124,680
Walz Branch	0	0	0	296,243	296,243
History	0	0	0	59,129	59,129
Architecture	0	0	0	141,253	141,253
Immigration Books	0	0	0	137,311	137,311
Other Purposes	0	0	0	51,763	51,763
Dentistry	0	0	0	3,579	3,579
Homebound Services	0	0	0	5	5
Judaica	0	0	0	18,860	18,860
Tech Centers	0	0	0	12,500	12,500
Rice Solar Panel System	0	0	0	181	181
<b><i>Total Restricted</i></b>	<b>\$0</b>	<b>\$0</b>	<b>\$61,925,618</b>	<b>\$20,985,270</b>	<b>\$82,910,888</b>

(continued)

**Cleveland Public Library**  
**Cuyahoga County**  
*Notes to the Basic Financial Statements*  
*For Year Ended December 31, 2019*

Fund Balances	General	CLEVNET	Construction	Other Governmental Funds	Total
<b><i>Committed to</i></b>					
CLEVNET Operations	\$0	\$1,551,777	\$0	\$0	\$1,551,777
Capital Improvement Projects:					
Martin Luther King Jr. Branch	0	0	0	6,510	6,510
Façade Cleaning	0	0	0	3,960	3,960
Building Control Panels and Software	0	0	0	24,119	24,119
Security Cameras	0	0	0	40,044	40,044
Education--Government and					
Social Science	0	0	0	470,667	470,667
Reserved by Board of Trustees					
(Founders fund)	0	0	0	7,228,166	7,228,166
Benefit Consulting Services	34,000	0	0	0	34,000
Book Binding Services	18,648	0	0	0	18,648
Branch Security Guard and Night					
Alarms	19,841	0	0	0	19,841
Capital Fundraising Consulting Services	18,750	0	0	0	18,750
Cataloging, Worldshare ILL and					
Access Subscription Services	151,289	0	0	0	151,289
Cobra Services	2,602	0	0	0	2,602
Collection Services	54,013	0	0	0	54,013
Community Financial Center Program	16,167	0	0	0	16,167
Consulting Services for:					
Development of Library					
Foundation Board	4,887	0	0	0	4,887
Facilities Master Plan Supplier Diversity	15,444	0	0	0	15,444
Custodial Services	1,870	0	0	0	1,870
Digital Advertising	25,221	0	0	0	25,221
Elevator Maintenance	55,509	0	0	0	55,509
Financial Audits for 2019	19,800	0	0	0	19,800
FMLA Case Management Services	12,006	0	0	0	12,006
Legal Advice and Services	81,946	0	0	0	81,946
Investment Services	250	0	0	0	250
Maintenance Agreements	37,624	0	0	0	37,624
Public Relations Services for CPL 150	5,066	0	0	0	5,066
Purchase Cameras, Access Control/Software	47,279	0	0	0	47,279
Purchase High Resolution Scanner	99,811	0	0	0	99,811
Uniform Rental Services	27,618	0	0	0	27,618
Waste Material Services	19,468	0	0	0	19,468
<b><i>Total Committed</i></b>	<b>\$769,109</b>	<b>\$1,551,777</b>	<b>\$0</b>	<b>\$7,773,466</b>	<b>\$10,094,352</b>

(continued)

**Cleveland Public Library**  
**Cuyahoga County**  
*Notes to the Basic Financial Statements*  
*For Year Ended December 31, 2019*

Fund Balances	General	CLEVNET	Construction	Other Governmental Funds	Total
<i>Assigned to</i>					
Capital Improvement Projects	\$0	\$0	\$0	\$2,041,416	\$2,041,416
Year 2020 Appropriation	607,778	0	0	0	607,778
<i>Purchases on Order:</i>					
Salaries and Benefits	6,597	0	0	0	6,597
Supplies	50,060	0	0	0	50,060
Purchased/Contracted Services	393,992	0	0	0	393,992
Library Materials	2,910,899	0	0	0	2,910,899
Capital Outlay	55,376	0	0	0	55,376
Other Purposes	3,546	0	0	181,528	185,074
<i>Total Assigned</i>	4,028,248	0	0	2,222,944	6,251,192
<i>Unassigned (Deficit)</i>	28,045,558	0	0	(133,788)	27,911,770
<i>Total Fund Balances</i>	\$33,625,441	\$1,993,907	\$61,925,618	\$31,787,634	\$129,332,600

**Note 21 – Subsequent Events**

The United States and the State of Ohio declared a state of emergency in March of 2020 due to the COVID-19 pandemic. The financial impact of COVID-19 and the ensuing emergency measures will impact subsequent periods of the Library. The Library's investment portfolio and the investments of the pension and other employee benefit plans in which the Library participates have incurred a decline in fair value, consistent with the general decline in financial markets. However, because the values of individual investments fluctuate with market conditions, and due to market volatility, the amount of losses that will be recognized in subsequent periods, if any, cannot be determined. In addition, the impact on the Library's future operating costs, revenues, and any recovery from emergency funding, either federal or state, cannot be estimated.

**Cleveland Public Library**  
**Cuyahoga County**  
*Required Supplementary Information*  
*Schedule of the Library's Proportionate Share of the*  
*Net Pension Liability*  
*Ohio Public Employees Retirement System - Traditional Plan*  
*Last Six Years (1)*

	2019	2018	2017
Library's Proportion of the Net Pension Liability	0.209678%	0.209457%	0.211980%
Library's Proportionate Share of the Net Pension Liability	\$57,426,553	\$32,859,743	\$48,137,052
Library's Covered Payroll	\$28,319,971	\$27,684,954	\$27,402,725
Library's Proportionate Share of the Net Pension Liability as a Percentage of its Covered Payroll	202.78%	118.69%	175.67%
Plan Fiduciary Net Position as a Percentage of the Total Pension Liability	74.70%	84.66%	77.25%

(1) Although this schedule is intended to reflect information for ten years, information prior to 2014 is not available. An additional column will be added each year.

Amounts presented for each year were determined as of the Library's measurement date which is the prior year end.

See accompanying notes to the required supplementary information

2016	2015	2014
0.212781%	0.209577%	0.209577%
\$36,856,352	\$25,277,328	\$24,706,398
\$26,483,178	\$25,694,247	\$28,189,850
139.17%	98.38%	87.64%
81.08%	86.45%	86.36%

**Cleveland Public Library**  
**Cuyahoga County**  
*Required Supplementary Information*  
*Schedule of the Library's Proportionate Share of the*  
*Net Pension Asset*  
*Ohio Public Employees Retirement System - Combined Plan*  
*Last Two Years (1)*

	2019	2018
Library's Proportion of the Net Pension Asset	0.176791%	0.187151%
Library's Proportionate Share of the Net Pension Asset	\$197,691	\$254,772
Library's Covered Payroll	\$756,121	\$762,746
Library's Proportionate Share of the Net Pension Asset as a Percentage of its Covered Payroll	-26.15%	-33.40%
Plan Fiduciary Net Position as a Percentage of the Total Pension Asset	126.64%	137.28%

(1) Amounts for the combined plan are not presented prior to 2018 as the Library's participation in this plan was considered immaterial in previous years.

Amounts presented for each year were determined as of the Library's measurement date which is the prior year end.

See accompanying notes to the required supplementary information



**Cleveland Public Library**  
**Cuyahoga County**  
*Required Supplementary Information*  
*Schedule of the Library's Proportionate Share of the*  
*Net OPEB Liability*  
*Ohio Public Employees Retirement System - OPEB Plan*  
*Last Three Years (1)*

	2019	2018	2017
Library's Proportion of the Net OPEB Liability	0.204253%	0.204610%	0.207100%
Library's Proportionate Share of the Net OPEB Liability	\$26,629,770	\$22,219,140	\$20,917,803
Library's Covered Payroll	\$29,625,467	\$28,982,250	\$28,619,917
Library's Proportionate Share of the Net OPEB Liability as a Percentage of its Covered Payroll	89.89%	76.66%	73.09%
Plan Fiduciary Net Position as a Percentage of the Total OPEB Liability	46.33%	54.14%	54.04%

(1) Although this schedule is intended to reflect information for ten years, information prior to 2017 is not available. An additional column will be added each year.

Amounts presented for each year were determined as of the Library's measurement date which is the prior year end.

See accompanying notes to the required supplementary information

**Cleveland Public Library**  
**Cuyahoga County**  
*Required Supplementary Information*  
*Schedule of the Library's Contributions*  
*Ohio Public Employees Retirement System*  
*Last Seven Years (1)*

	2019	2018	2017
<b>Net Pension Liability - Traditional Plan</b>			
Contractually Required Contribution	\$4,040,282	\$3,964,796	\$3,599,044
Contributions in Relation to the Contractually Required Contribution	<u>(4,040,282)</u>	<u>(3,964,796)</u>	<u>(3,599,044)</u>
Contribution Deficiency (Excess)	<u>\$0</u>	<u>\$0</u>	<u>\$0</u>
Library Covered Payroll	\$28,859,157	\$28,319,971	\$27,684,954
Pension Contributions as a Percentage of Covered Payroll	<u>14.00%</u>	<u>14.00%</u>	<u>13.00%</u>
<b>Net Pension Asset - Combined Plan</b>			
Contractually Required Contribution	\$107,519	\$105,857	\$99,157
Contributions in Relation to the Contractually Required Contribution	<u>(107,519)</u>	<u>(105,857)</u>	<u>(99,157)</u>
Contribution Deficiency (Excess)	<u>\$0</u>	<u>\$0</u>	<u>\$0</u>
Library Covered Payroll	\$767,993	\$756,121	\$762,746
Pension Contributions as a Percentage of Covered Payroll	<u>14.00%</u>	<u>14.00%</u>	<u>13.00%</u>
<b>Net OPEB Liability - OPEB Plan (2)</b>			
Contractually Required Contribution	\$29,001	\$21,975	\$305,859
Contributions in Relation to the Contractually Required Contribution	<u>(29,001)</u>	<u>(21,975)</u>	<u>(305,859)</u>
Contribution Deficiency (Excess)	<u>\$0</u>	<u>\$0</u>	<u>\$0</u>
Library Covered Payroll (3)	\$30,352,175	\$29,625,467	\$28,982,250
OPEB Contributions as a Percentage of Covered Payroll	<u>0.10%</u>	<u>0.07%</u>	<u>1.06%</u>

(1) Information prior to 2013 is not available for traditional and combined plans.

(2) Information prior to 2016 is not presented for the OPEB plan.

(3) The OPEB plan includes the members from the traditional plan, the combined plan and the member directed plan. The member directed pension plan is a defined contribution pension plan; therefore, the pension side is not included above.

See accompanying notes to the required supplementary information

<u>2016</u>	<u>2015</u>	<u>2014</u>	<u>2013</u>
\$3,288,327	\$3,177,981	\$3,083,310	\$3,664,681
<u>(3,288,327)</u>	<u>(3,177,981)</u>	<u>(3,083,310)</u>	<u>(3,664,681)</u>
<u>\$0</u>	<u>\$0</u>	<u>\$0</u>	<u>\$0</u>
\$27,402,725	\$26,483,178	\$25,694,247	\$28,189,850
<u>12.00%</u>	<u>12.00%</u>	<u>12.00%</u>	<u>13.00%</u>
\$78,701	\$74,517	\$59,985	\$61,334
<u>(78,701)</u>	<u>(74,517)</u>	<u>(59,985)</u>	<u>(61,334)</u>
<u>\$0</u>	<u>\$0</u>	<u>\$0</u>	<u>\$0</u>
\$655,842	\$620,975	\$499,875	\$471,800
<u>12.00%</u>	<u>12.00%</u>	<u>12.00%</u>	<u>13.00%</u>
\$583,625			
<u>(583,625)</u>			
<u>\$0</u>			
\$28,619,917			
<u>2.04%</u>			

**Cleveland Public Library**  
**Cuyahoga County**  
*Notes to Required Supplementary Information*  
*For Year Ended December 31, 2019*

**Changes in Assumptions – OPERS Pension**

Amounts reported beginning in 2019 incorporate changes in assumptions used by OPERS in calculating the total pension liability in the latest actuarial valuation. These new assumptions compared with those used in 2017 and in 2016 and prior are presented below:

	2019	2017	2016 and prior
Wage Inflation	3.25 percent	3.25 percent	3.75 percent
Future Salary Increases, including inflation	3.25 to 10.75 percent including wage inflation	3.25 to 10.75 percent including wage inflation	4.25 to 10.05 percent including wage inflation
COLA or Ad Hoc COLA:			
Pre-January 7, 2013 Retirees	3 percent, simple	3 percent, simple	3 percent, simple
Post-January 7, 2013 Retirees	3 percent, simple through 2018, then 2.15 percent, simple	3 percent, simple through 2018, then 2.15 percent, simple	3 percent, simple through 2018, then 2.8 percent, simple
Investment Rate of Return	7.2 percent	7.5 percent	8 percent
Actuarial Cost Method	Individual Entry Age	Individual Entry Age	Individual Entry Age

Amounts reported beginning in 2017 use mortality rates based on the RP-2014 Healthy Annuitant mortality table. For males, Healthy Annuitant Mortality tables were used, adjusted for mortality improvement back to the observation period base of 2006 and then established the base year as 2015. For females, Healthy Annuitant Mortality tables were used, adjusted for mortality improvements back to the observation period base year of 2006 and then established the base year as 2010. The mortality rates used in evaluating disability allowances were based on the RP-2014 Disabled mortality tables, adjusted for mortality improvement back to the observation base year of 2006 and then established the base year as 2015 for males and 2010 for females. Mortality rates for a particular calendar year for both healthy and disabled retiree mortality tables are determined by applying the MP-2015 mortality improvement scale to the above described tables.

Amounts reported for 2016 and prior use mortality rates based on the RP-2000 Mortality Table projected 20 years using Projection Scale AA. For males, 105 percent of the combined healthy male mortality rates were used. For females, 100 percent of the combined healthy female mortality rates were used. The mortality rates used in evaluating disability allowances were based on the RP-2000 mortality table with no projections. For males 120 percent of the disabled female mortality rates were used set forward two years. For females, 100 percent of the disabled female mortality rates were used.

**Changes in Assumptions – OPERS OPEB**

For 2019, the single discount rate changed from 3.85 percent to 3.96 percent and the municipal bond rate changed from 3.31 percent to 3.71 percent. For 2019, the health care cost trend rate was 10 percent, initial; 3.25 ultimate in 2029. For 2018, the health care cost trend rate was 7.25 percent, initial; 3.25 percent ultimate in 2028.

For 2018, the single discount rate changed from 4.23 percent to 3.85 percent.

(This page intentionally left blank)

## Combining and Individual Fund Statements and Schedules

### Combining Statements – Nonmajor Governmental Funds

#### *Nonmajor Special Revenue Funds*

The Special Revenue Funds are used to account for and report the proceeds of specific revenue sources that are restricted or committed to expenditures for specified purposes other than debt service or capital projects. Following is a description of the Library's nonmajor special revenue funds.

***Anderson Fund*** - This fund was established in 1958 from a contribution from the estate of Lumyra S. Anderson. The principal amount is committed by the Library Board of Trustees and the income earned is committed to the furtherance of the work of the Education Section of the Government, Education and Social Science Department for purchases which would not normally be made from the General Fund.

***Endowment for the Blind Fund*** – This fund was established in 1929 by the Library Board of Trustees for the provision of service to the blind and the Library continues to account for revenue received from various donors for large contributions and is restricted for service to the blind in this fund.

***Founders Fund*** – This fund was established in 1989 combining small committed fund balances of special revenue funds and also accounts for larger donations and small grants. The principal balance was made non-expendable by the Library Board of Trustees.

***Kaiser Fund*** – This fund was established in 1981 from a contribution from the estate of Charles A. Kaiser that is restricted to the purchase of equipment and supplies for blind and handicapped individuals.

***Kraley Fund*** – This fund was established in 1997 from a contribution from the estate of Irene Kraley that is restricted to the support of the Music Section of Fine Arts.

***Library Fund*** – This fund was established in 1978 and accounts for small donations that are given to a branch or department; some assigned and those that are restricted support the specified purpose or if no purpose is specified, at the discretion of the branch or department.

***Pepke Fund*** – This fund was established in 1983 from an expendable gift that is restricted to the support of the Youth Services and the Business Department.

***Wickwire Fund*** – This fund was established in 1935 from a portion of the estate of Metelene E. Wickwire. From 1936 through 1940, partial distributions were received. In 1940, the Library Board of Trustees authorized “that the income from the Wickwire Estate when and as received be appropriated [and restricted] for the Library for the Blind.”

***Wittke Fund*** – This fund was established in 1981 from a contribution from Carl Frederick Wittke that is restricted to immigration books.

(continued)

## Combining Statements – Nonmajor Governmental Funds (continued)

### *Nonmajor Special Revenue Funds (continued)*

***Young Fund*** – This fund was established in 1973 from the estate of Winifred Beech Young. The principal is managed by KeyBank Trust Department and the Library receives quarterly distributions restricted to providing goods and services for blind persons.

***Friends Fund*** – This fund was established in 1958 and accounts for contributions from the Friends of the Cleveland Public Library that are restricted to the support of library programs and events.

***Judd Fund*** – This fund was established in 1941 for annual grants from the Judd Trust administered by the Cleveland Foundation restricted to the support of services to shut-ins.

***Ohio Library for the Blind and Physically Disabled (OLBPD) Fund*** – This fund accounts for revenue received from the State that is restricted to provide library services to the blind and physically disabled residents.

***Lockwood Thompson Memorial Fund*** – This fund was established in 2003 for annual grants from the Cleveland Foundation's Lockwood Thompson Fund restricted to four purposes: art books or exhibit work of contemporary artists; expense of staff travel by attending learned conferences; lectures in the field of literature or the visual arts; and staff recognition.

***Ohio Center for the Book Fund*** – This fund was established in 2003 for revenue received from the Library of Congress restricted to promoting and celebrating books, reading, literacy, and libraries to Ohio's citizens and the book community at large.

***Schweinfurth Fund*** – This fund was established in 1991 to process purchases and reimbursement from the Schweinfurth Trust for which the Library is the sole recipient of its income restricted to the purchase of material on architecture.

***Learning Centers Fund*** – This fund was established in 2011 with a grant from the Cleveland Foundation restricted to establishing learning centers at the branches.

***MyCom Fund*** – This fund was established in 2010 with a grant from the Cleveland Foundation along with financial support from the Board of Cuyahoga County Commissioners/Family and Children First Council restricted to support and develop services for youth in targeted areas who are in transition from one stage of education or development to the next.

***Early Literacy Fund*** – This fund was established in 2017 with a grant from the Eva L. and Joseph M. Bruening Foundation restricted to deliver literacy interventions to the youngest children, ages 0-3 years, and their families.

(continued)

## Combining Statements – Nonmajor Governmental Funds (continued)

### *Nonmajor Special Revenue Funds (continued)*

***Tech Centers Fund*** – This fund was established in 2017 with a grant from Best Buy, in partnership with the international Clubhouse Network, restricted to open a Teen Tech Center at the Rockport Branch in 2018 where teens can develop critical skills through hands-on activities exploring their interests in programming, filmmaking, music production and design and future resources whose uses are committed to this purpose.

***Rice Solar Panel System Fund*** – This fund was established in 2019 from a construction donation from Cleveland Thermal Energy LLC restricted for a photo voltaic solar system for the Rice Branch with three educational kiosks to be placed at the Rice Branch, the Carnegie West Branch and the Main Library, including a twenty-five year performance warranty, for which the Library entered into an agreement with Third Sun Solar LLC.

### *Nonmajor Debt Service Fund*

The debt service fund is used to account for and report financial resources that are restricted, committed or assigned to expenditures for principal and interest.

***Debt Service Fund*** – This fund accounts for and reports resources restricted for the payment of general long-term debt principal, interest and related costs.

### *Nonmajor Capital Projects Fund*

The Capital Projects fund is used to account and report financial resources that are restricted, committed or assigned to expenditures for capital outlays including the acquisition or construction of major capital facilities and other capital assets, other than those financed by proprietary funds or for assets that will be held in trust. Following is a description of the Library's nonmajor capital projects fund.

***Building and Repair Fund*** - This fund accounts for specific purposes imposed by formal action (resolution) of the Library's Board of Trustees that are committed and for assigned monies set aside by the Board of Library Trustees specifically for major capital and technology improvements and other capital assets that include the renovation and construction of the Library's branches.

### *Nonmajor Permanent Funds*

The Permanent funds are used to account and report financial resources that are legally restricted to the extent that only earnings and not principal may be used for purposes that support the Library's programs and/or specified purposes.

***Abel Fund*** – This fund was established in 1958 from a bequest left to the Library as part of the estate of Charles Abel. The principal amount is nonspendable and the income earned is restricted to Photography.

(continued)



## Combining Statements – Nonmajor Governmental Funds (continued)

### *Nonmajor Permanent Funds (continued)*

***Ambler Fund*** – This fund was established from a contribution left to the Library from Dr. Henry Ambler. The principal amount is nonspendable and the income earned is restricted to Dentistry.

***Beard Fund*** – This fund was established in 1973 from a contribution from the estate of Edmund Beard. The principal amount is nonspendable and the income earned is restricted to providing floral and plant decorations for display or as exhibits in any or all of the library buildings.

***Klein Fund*** – This fund was established in 1930 from a contribution in memory of Adam Klein. The principal amount is nonspendable and the income earned is restricted to Judaica.

***Malon/Schroeder Fund*** – This fund was established in 1995 from a contribution in memory of Edna Malon and Hilda Schroeder. The principal amount is nonspendable and the income earned is restricted to activities related to the Center for the Book concept, encouraging people to develop their interests in reading, writing, publishing and using books.

***McDonald Fund*** – This fund was established in 1971 from a contribution in memory of Thomas McDonald. The principal amount is nonspendable and the income earned is restricted to the purchase of books and equipment for the Walz Branch.

***Ratner Fund*** – This fund was established in 1979 from a bequest as part of the estate of Faye Katz Ratner. The principal amount is nonspendable and the income earned is restricted to youth services.

***Root Fund*** – This fund was established in 1982 from a contribution in memory of Donna Root, a long time employee of the Library. The principal amount is nonspendable and the income earned is restricted to works on history.

***Sugarman Fund*** – This fund was established in 1998 from a contribution in memory of Norman Sugarman and honoring children’s librarians. The principal amount is nonspendable and the income earned is restricted to the awards in the field of children’s biography.

***Thompson Fund*** – This fund was established in 1968 from a contribution in memory of Amos Burt and Jeanne Lockwood Thompson. The principal amount is nonspendable and the income earned is restricted to the purchase of books or periodicals in the field of Fine Arts, or to defray expenses of employees of the Library while attending conventions deemed by the Director and the Board of Trustees of the Library to be beneficial to library aims and purposes.

***Weidental Fund*** – This fund was established in 1955 from a contribution from the estate of Lizzie Weidental. The principal amount is nonspendable and the income earned is restricted to Judaica.

***White Fund*** – This fund was established in 1928 from a contribution from the estate of John G. White. The principal amount is nonspendable and the income earned is restricted to support John G. White special collections, the world’s largest chess and checkers collection.

(continued)

## Combining Statements – Nonmajor Governmental Funds (continued)

### *Nonmajor Permanent Funds (continued)*

***Beard Anna Young Fund*** – This fund was established in 2012 from a contribution from the estate of Anna Young Beard. The principal amount is nonspendable and the income earned is restricted to providing floral and plant decorations for display or as exhibits in any or all of the Library buildings.

***Paulson Fund*** – This fund was established in 2019 from a contribution from the estate of Francis M. Paulson. The principal amount is nonspendable and the income earned is restricted to the Fine Arts Department to defray the cost of books, art materials, librarian travel, and all efforts by the Fine Arts Department that aid and abet art teachers in area schools in grades one through twelve. The fund did not have any budgetary activity in 2019; therefore, budgetary information is not provided.

(This page intentionally left blank)

**Cleveland Public Library**  
**Cuyahoga County**  
*Combining Balance Sheet*  
*Nonmajor Governmental Funds*  
*December 31, 2019*

	Nonmajor Special Revenue Funds	Nonmajor Debt Service Fund	Nonmajor Capital Projects Fund	Nonmajor Permanent Funds	Total Nonmajor Governmental Funds
<b>Assets</b>					
Equity in Pooled Cash and Cash Equivalents	\$22,100,564	\$2,893,176	\$2,190,954	\$5,426,532	\$32,611,226
Accounts Receivable	20,205	0	0	148,784	168,989
Intergovernmental Receivable	49,157	0	0	0	49,157
Prepaid Items	6,641	0	0	0	6,641
<i>Total Assets</i>	<u>\$22,176,567</u>	<u>\$2,893,176</u>	<u>\$2,190,954</u>	<u>\$5,575,316</u>	<u>\$32,836,013</u>
<b>Liabilities</b>					
Accounts Payable	\$114,431	\$0	\$5,030	\$6,876	\$126,337
Retainage Payable	0	0	6,943	10,633	17,576
Contracts Payable	0	0	62,932	4,500	67,432
Accrued Wages and Benefits	22,019	0	0	0	22,019
Intergovernmental Payable	13,007	0	0	0	13,007
Unearned Revenue	716,488	0	0	0	716,488
Interfund Payable	75,000	0	0	0	75,000
Matured Compensated Absences Payable	10,520	0	0	0	10,520
<i>Total Liabilities</i>	<u>951,465</u>	<u>0</u>	<u>74,905</u>	<u>22,009</u>	<u>1,048,379</u>
<b>Fund Balances</b>					
Nonspendable	6,641	0	0	933,101	939,742
Restricted	13,471,888	2,893,176	0	4,620,206	20,985,270
Committed	7,698,833	0	74,633	0	7,773,466
Assigned	181,528	0	2,041,416	0	2,222,944
Unassigned (Deficit)	(133,788)	0	0	0	(133,788)
<i>Total Fund Balances</i>	<u>21,225,102</u>	<u>2,893,176</u>	<u>2,116,049</u>	<u>5,553,307</u>	<u>31,787,634</u>
<i>Total Liabilities and Fund Balances</i>	<u>\$22,176,567</u>	<u>\$2,893,176</u>	<u>\$2,190,954</u>	<u>\$5,575,316</u>	<u>\$32,836,013</u>

**Cleveland Public Library**  
**Cuyahoga County**  
*Combining Statement of Revenues, Expenditures and Changes in Fund Balances*  
*Nonmajor Governmental Funds*  
*For the Year Ended December 31, 2019*

	Nonmajor Special Revenue Funds	Nonmajor Debt Service Fund	Nonmajor Capital Projects Fund	Nonmajor Permanent Funds	Total Nonmajor Governmental Funds
<b>Revenues</b>					
Intergovernmental	\$1,516,663	\$0	\$0	\$0	\$1,516,663
Investment Earnings	3,334,277	36,134	0	871,159	4,241,570
Contributions and Donations	627,111	0	0	148,784	775,895
Miscellaneous	0	0	70,053	0	70,053
<i>Total Revenues</i>	<u>5,478,051</u>	<u>36,134</u>	<u>70,053</u>	<u>1,019,943</u>	<u>6,604,181</u>
<b>Expenditures</b>					
Current:					
Administration and Support	76,218	0	0	33,912	110,130
Public Services	3,789,305	0	0	143,894	3,933,199
Capital Outlay	21,123	0	1,099,707	5,539	1,126,369
Debt Service:					
Principal Retirement	0	5,200,000	0	0	5,200,000
Interest and Fiscal Charges	0	567,702	0	0	567,702
<i>Total Expenditures</i>	<u>3,886,646</u>	<u>5,767,702</u>	<u>1,099,707</u>	<u>183,345</u>	<u>10,937,400</u>
<i>Excess of Revenues Over (Under) Expenditures</i>	1,591,405	(5,731,568)	(1,029,654)	836,598	(4,333,219)
<b>Other Financing Sources</b>					
Premium on Library Facilities Notes Issued	0	8,624,744	0	0	8,624,744
<i>Net Change in Fund Balances</i>	1,591,405	2,893,176	(1,029,654)	836,598	4,291,525
<i>Fund Balances Beginning of Year</i>	<u>19,633,697</u>	<u>0</u>	<u>3,145,703</u>	<u>4,716,709</u>	<u>27,496,109</u>
<i>Fund Balances End of Year</i>	<u>\$21,225,102</u>	<u>\$2,893,176</u>	<u>\$2,116,049</u>	<u>\$5,553,307</u>	<u>\$31,787,634</u>

**Cleveland Public Library**  
**Cuyahoga County**  
*Combining Balance Sheet*  
*Nonmajor Special Revenue Funds*  
*December 31, 2019*

	Anderson	Endowment for the Blind	Founders
<b>Assets</b>			
Equity in Pooled Cash and			
Cash Equivalents	\$470,667	\$3,569,035	\$7,349,896
Accounts Receivable	0	0	7,705
Intergovernmental Receivable	0	0	0
Prepaid Items	0	0	2,723
<i>Total Assets</i>	<u>\$470,667</u>	<u>\$3,569,035</u>	<u>\$7,360,324</u>
<b>Liabilities</b>			
Accounts Payable	\$0	\$0	\$93,762
Accrued Wages and Benefits	0	0	0
Intergovernmental Payable	0	0	0
Unearned Revenue	0	0	35,673
Interfund Payable	0	0	0
Matured Compensated Absences Payable	0	0	0
<i>Total Liabilities</i>	<u>0</u>	<u>0</u>	<u>129,435</u>
<b>Fund Balances</b>			
Nonspendable	0	0	2,723
Restricted	0	3,569,035	0
Committed	470,667	0	7,228,166
Assigned	0	0	0
Unassigned (Deficit)	0	0	0
<i>Total Fund Balances (Deficit)</i>	<u>470,667</u>	<u>3,569,035</u>	<u>7,230,889</u>
<i>Total Liabilities and Fund Balances</i>	<u>\$470,667</u>	<u>\$3,569,035</u>	<u>\$7,360,324</u>

<u>Kaiser</u>	<u>Kraley</u>	<u>Library</u>	<u>Pepke</u>	<u>Wickwire</u>
\$101,425	\$245,199	\$234,771	\$214,686	\$2,225,430
0	0	0	0	0
0	0	0	0	0
0	0	0	0	506
<u>\$101,425</u>	<u>\$245,199</u>	<u>\$234,771</u>	<u>\$214,686</u>	<u>\$2,225,936</u>
\$0	\$0	\$1,480	\$0	\$0
0	0	0	0	0
0	0	0	0	0
0	0	0	0	0
0	0	0	0	0
0	0	0	0	0
0	0	1,480	0	0
0	0	0	0	506
101,425	245,199	51,763	214,686	2,225,430
0	0	0	0	0
0	0	181,528	0	0
0	0	0	0	0
<u>101,425</u>	<u>245,199</u>	<u>233,291</u>	<u>214,686</u>	<u>2,225,936</u>
<u>\$101,425</u>	<u>\$245,199</u>	<u>\$234,771</u>	<u>\$214,686</u>	<u>\$2,225,936</u>

(continued)

**Cleveland Public Library**  
**Cuyahoga County**  
*Combining Balance Sheet*  
*Nonmajor Special Revenue Funds (continued)*  
*December 31, 2019*

	<u>Wittke</u>	<u>Young</u>	<u>Judd</u>
<b>Assets</b>			
Equity in Pooled Cash and			
Cash Equivalents	\$137,311	\$6,748,807	\$127,530
Accounts Receivable	0	0	0
Intergovernmental Receivable	0	0	0
Prepaid Items	0	0	0
<i>Total Assets</i>	<u>\$137,311</u>	<u>\$6,748,807</u>	<u>\$127,530</u>
<b>Liabilities</b>			
Accounts Payable	\$0	\$0	\$693
Accrued Wages and Benefits	0	0	2,715
Intergovernmental Payable	0	0	1,537
Unearned Revenue	0	0	122,580
Interfund Payable	0	0	0
Matured Compensated Absences Payable	0	0	0
<i>Total Liabilities</i>	<u>0</u>	<u>0</u>	<u>127,525</u>
<b>Fund Balances</b>			
Nonspendable	0	0	0
Restricted	137,311	6,748,807	5
Committed	0	0	0
Assigned	0	0	0
Unassigned (Deficit)	0	0	0
<i>Total Fund Balances (Deficit)</i>	<u>137,311</u>	<u>6,748,807</u>	<u>5</u>
<i>Total Liabilities and Fund Balances</i>	<u>\$137,311</u>	<u>\$6,748,807</u>	<u>\$127,530</u>



<u>OLBPD</u>	<u>Lockwood Thompson Memorial</u>	<u>Ohio Center For The Book</u>	<u>Schweinfurth</u>	<u>Learning Centers</u>
\$113,169	\$213,722	\$372	\$176,929	\$21,362
0	0	0	0	0
0	0	0	0	0
3,412	0	0	0	0
<u>\$116,581</u>	<u>\$213,722</u>	<u>\$372</u>	<u>\$176,929</u>	<u>\$21,362</u>
\$430	\$7,693	\$0	\$0	\$0
19,304	0	0	0	0
11,470	0	0	0	0
205,083	181,800	308	35,676	21,362
0	0	0	0	0
10,520	0	0	0	0
<u>246,807</u>	<u>189,493</u>	<u>308</u>	<u>35,676</u>	<u>21,362</u>
3,412	0	0	0	0
0	24,229	64	141,253	0
0	0	0	0	0
0	0	0	0	0
(133,638)	0	0	0	0
<u>(130,226)</u>	<u>24,229</u>	<u>64</u>	<u>141,253</u>	<u>0</u>
<u>\$116,581</u>	<u>\$213,722</u>	<u>\$372</u>	<u>\$176,929</u>	<u>\$21,362</u>

(continued)

**Cleveland Public Library**  
**Cuyahoga County**  
*Combining Balance Sheet*  
*Nonmajor Special Revenue Funds (continued)*  
*December 31, 2019*

	MyCom	Early Literacy	Tech Centers	Rice Solar Panel System	Total Nonmajor Special Revenue Funds
<b>Assets</b>					
Equity in Pooled Cash and					
Cash Equivalents	\$25,729	\$10,337	\$0	\$114,187	\$22,100,564
Accounts Receivable	0	0	12,500	0	20,205
Intergovernmental Receivable	49,157	0	0	0	49,157
Prepaid Items	0	0	0	0	6,641
<i>Total Assets</i>	<u>\$74,886</u>	<u>\$10,337</u>	<u>\$12,500</u>	<u>\$114,187</u>	<u>\$22,176,567</u>
<b>Liabilities</b>					
Accounts Payable	\$36	\$10,337	\$0	\$0	\$114,431
Accrued Wages and Benefits	0	0	0	0	22,019
Intergovernmental Payable	0	0	0	0	13,007
Unearned Revenue	0	0	0	114,006	716,488
Interfund Payable	75,000	0	0	0	75,000
Matured Compensated Absences Payable	0	0	0	0	10,520
<i>Total Liabilities</i>	<u>75,036</u>	<u>10,337</u>	<u>0</u>	<u>114,006</u>	<u>951,465</u>
<b>Fund Balances</b>					
Nonspendable	0	0	0	0	6,641
Restricted	0	0	12,500	181	13,471,888
Committed	0	0	0	0	7,698,833
Assigned	0	0	0	0	181,528
Unassigned (Deficit)	(150)	0	0	0	(133,788)
<i>Total Fund Balances (Deficit)</i>	<u>(150)</u>	<u>0</u>	<u>12,500</u>	<u>181</u>	<u>21,225,102</u>
<i>Total Liabilities and Fund Balances</i>	<u>\$74,886</u>	<u>\$10,337</u>	<u>\$12,500</u>	<u>\$114,187</u>	<u>\$22,176,567</u>

**Cleveland Public Library**  
**Cuyahoga County**  
*Combining Statement of Revenues, Expenditures and Changes in Fund Balances*  
*Nonmajor Special Revenue Funds*  
*For the Year Ended December 31, 2019*

	Anderson	Endowment for the Blind	Founders	Kaiser
<b>Revenues</b>				
Intergovernmental	\$0	\$0	\$0	\$0
Investment Earnings	74,477	582,740	1,092,144	16,556
Contributions and Donations	0	0	123,723	0
<i>Total Revenues</i>	<u>74,477</u>	<u>582,740</u>	<u>1,215,867</u>	<u>16,556</u>
<b>Expenditures</b>				
Current:				
Administration and Support	0	0	37,460	0
Public Services	528	10,000	1,725,853	0
Capital Outlay	0	0	0	0
<i>Total Expenditures</i>	<u>528</u>	<u>10,000</u>	<u>1,763,313</u>	<u>0</u>
<i>Net Change in Fund Balances</i>	73,949	572,740	(547,446)	16,556
<i>Fund Balances (Deficit) Beginning of Year</i>	<u>396,718</u>	<u>2,996,295</u>	<u>7,778,335</u>	<u>84,869</u>
<i>Fund Balances (Deficit) End of Year</i>	<u>\$470,667</u>	<u>\$3,569,035</u>	<u>\$7,230,889</u>	<u>\$101,425</u>

(continued)

**Cleveland Public Library****Cuyahoga County***Combining Statement of Revenues, Expenditures and Changes in Fund Balances**Nonmajor Special Revenue Funds (continued)**For the Year Ended December 31, 2019*

---

---

	Kralej	Library	Pepke	Wickwire
<b>Revenues</b>				
Intergovernmental	\$0	\$0	\$0	\$0
Investment Earnings	34,758	30,886	35,049	353,975
Contributions and Donations	0	11,165	0	0
<i>Total Revenues</i>	<u>34,758</u>	<u>42,051</u>	<u>35,049</u>	<u>353,975</u>
<b>Expenditures</b>				
Current:				
Administration and Support	0	4,817	0	0
Public Services	1,514	1,880	0	0
Capital Outlay	0	0	0	0
<i>Total Expenditures</i>	<u>1,514</u>	<u>6,697</u>	<u>0</u>	<u>0</u>
<i>Net Change in Fund Balances</i>	33,244	35,354	35,049	353,975
<i>Fund Balances (Deficit) Beginning of Year</i>	<u>211,955</u>	<u>197,937</u>	<u>179,637</u>	<u>1,871,961</u>
<i>Fund Balances (Deficit) End of Year</i>	<u>\$245,199</u>	<u>\$233,291</u>	<u>\$214,686</u>	<u>\$2,225,936</u>

Wittke	Young	Friends	Judd	OLBPD
\$0	\$0	\$0	\$0	\$1,451,208
22,408	1,091,103	0	0	0
0	52,653	4,490	178,653	0
22,408	1,143,756	4,490	178,653	1,451,208
0	0	0	688	0
0	9,433	4,490	177,963	1,448,161
0	0	0	0	3,909
0	9,433	4,490	178,651	1,452,070
22,408	1,134,323	0	2	(862)
114,903	5,614,484	0	3	(129,364)
\$137,311	\$6,748,807	\$0	\$5	(\$130,226)

(continued)

**Cleveland Public Library**  
**Cuyahoga County**  
*Combining Statement of Revenues, Expenditures and Changes in Fund Balances*  
*Nonmajor Special Revenue Funds (continued)*  
*For the Year Ended December 31, 2019*

	Lockwood Thompson Memorial	Ohio Center For The Book	Schweinfurth	Learning Centers
<b>Revenues</b>				
Intergovernmental	\$0	\$0	\$0	\$0
Investment Earnings	0	0	0	0
Contributions and Donations	139,701	2,031	39,286	52,903
<i>Total Revenues</i>	139,701	2,031	39,286	52,903
<b>Expenditures</b>				
Current:				
Administration and Support	33,253	0	0	0
Public Services	82,219	1,992	54,774	52,903
Capital Outlay	0	0	0	0
<i>Total Expenditures</i>	115,472	1,992	54,774	52,903
<i>Net Change in Fund Balances</i>	24,229	39	(15,488)	0
<i>Fund Balances (Deficit) Beginning of Year</i>	0	25	156,741	0
<i>Fund Balances (Deficit) End of Year</i>	\$24,229	\$64	\$141,253	\$0

MyCom	Early Literacy	Tech Centers	Rice Solar Panel System	Total Nonmajor Special Revenue Funds
\$65,455	\$0	\$0	\$0	\$1,516,663
0	0	0	181	3,334,277
0	0	22,506	0	627,111
65,455	0	22,506	181	5,478,051
0	0	0	0	76,218
65,233	152,362	0	0	3,789,305
0	17,214	0	0	21,123
65,233	169,576	0	0	3,886,646
222	(169,576)	22,506	181	1,591,405
(372)	169,576	(10,006)	0	19,633,697
(\$150)	\$0	\$12,500	\$181	\$21,225,102

**Cleveland Public Library**  
**Cuyahoga County**  
*Combining Balance Sheet*  
*Nonmajor Permanent Funds*  
*December 31, 2019*

	Abel	Ambler	Beard	Klein
<b>Assets</b>				
Equity in Pooled Cash and				
Cash Equivalents	\$371,392	\$3,779	\$106,337	\$8,910
Accounts	0	0	0	0
<i>Total Assets</i>	<u>\$371,392</u>	<u>\$3,779</u>	<u>\$106,337</u>	<u>\$8,910</u>
<b>Liabilities</b>				
Accounts Payable	\$0	\$0	\$3,626	\$0
Retainage Payable	0	0	10,633	0
Contracts Payable	0	0	4,500	0
<i>Total Liabilities</i>	<u>0</u>	<u>0</u>	<u>18,759</u>	<u>0</u>
<b>Fund Balances</b>				
Nonspendable	10,000	200	8,886	500
Restricted	361,392	3,579	78,692	8,410
<i>Total Fund Balances</i>	<u>371,392</u>	<u>3,779</u>	<u>87,578</u>	<u>8,910</u>
<i>Total Liabilities and Fund Balances</i>	<u>\$371,392</u>	<u>\$3,779</u>	<u>\$106,337</u>	<u>\$8,910</u>



<u>Malon/ Schroeder</u>	<u>McDonald</u>	<u>Ratner</u>	<u>Root</u>	<u>Sugarman</u>	<u>Thompson</u>
\$406,121	\$305,175	\$153,501	\$65,129	\$269,017	\$204,609
<u>0</u>	<u>0</u>	<u>0</u>	<u>0</u>	<u>0</u>	<u>0</u>
<u>\$406,121</u>	<u>\$305,175</u>	<u>\$153,501</u>	<u>\$65,129</u>	<u>\$269,017</u>	<u>\$204,609</u>
\$0	\$0	\$0	\$0	\$0	\$0
<u>0</u>	<u>0</u>	<u>0</u>	<u>0</u>	<u>0</u>	<u>0</u>
<u>0</u>	<u>0</u>	<u>0</u>	<u>0</u>	<u>0</u>	<u>0</u>
<u>0</u>	<u>0</u>	<u>0</u>	<u>0</u>	<u>0</u>	<u>0</u>
110,000	8,932	5,000	6,000	148,377	43,754
<u>296,121</u>	<u>296,243</u>	<u>148,501</u>	<u>59,129</u>	<u>120,640</u>	<u>160,855</u>
<u>406,121</u>	<u>305,175</u>	<u>153,501</u>	<u>65,129</u>	<u>269,017</u>	<u>204,609</u>
<u>\$406,121</u>	<u>\$305,175</u>	<u>\$153,501</u>	<u>\$65,129</u>	<u>\$269,017</u>	<u>\$204,609</u>

(continued)

**Cleveland Public Library**  
**Cuyahoga County**  
*Combining Balance Sheet*  
*Nonmajor Permanent Funds (continued)*  
*December 31, 2019*

	Weidenthal	White	Beard Anna Young	Paulson	Total Nonmajor Permanent Funds
<b>Assets</b>					
Equity in Pooled Cash and					
Cash Equivalents	\$10,950	\$3,408,343	\$113,269	\$0	\$5,426,532
Accounts	0	0	0	148,784	148,784
<i>Total Assets</i>	<u>\$10,950</u>	<u>\$3,408,343</u>	<u>\$113,269</u>	<u>\$148,784</u>	<u>\$5,575,316</u>
<b>Liabilities</b>					
Accounts Payable	\$0	\$3,250	\$0	\$0	\$6,876
Retainage Payable	0	0	0	0	10,633
Contracts Payable	0	0	0	0	4,500
<i>Total Liabilities</i>	<u>0</u>	<u>3,250</u>	<u>0</u>	<u>0</u>	<u>22,009</u>
<b>Fund Balances</b>					
Nonspendable	500	374,887	67,281	148,784	933,101
Restricted	10,450	3,030,206	45,988	0	4,620,206
<i>Total Fund Balances</i>	<u>10,950</u>	<u>3,405,093</u>	<u>113,269</u>	<u>148,784</u>	<u>5,553,307</u>
<i>Total Liabilities and Fund Balances</i>	<u>\$10,950</u>	<u>\$3,408,343</u>	<u>\$113,269</u>	<u>\$148,784</u>	<u>\$5,575,316</u>

**Cleveland Public Library**  
**Cuyahoga County**  
*Combining Statement of Revenues, Expenditures and Changes in Fund Balances*  
*Nonmajor Permanent Funds*  
*For the Year Ended December 31, 2019*

	Abel	Ambler	Beard
<b>Revenues</b>			
Investment Earnings	\$59,810	\$606	\$12,820
Contributions and Donations	0	0	0
<i>Total Revenues</i>	<u>59,810</u>	<u>606</u>	<u>12,820</u>
<b>Expenditures</b>			
Current:			
Administration and Support	0	0	12,828
Public Services	0	0	92,836
Capital Outlay	0	0	0
<i>Total Expenditures</i>	<u>0</u>	<u>0</u>	<u>105,664</u>
<i>Net Change in Fund Balances</i>	59,810	606	(92,844)
<i>Fund Balances Beginning of Year</i>	<u>311,582</u>	<u>3,173</u>	<u>180,422</u>
<i>Fund Balances End of Year</i>	<u><u>\$371,392</u></u>	<u><u>\$3,779</u></u>	<u><u>\$87,578</u></u>

(continued)

**Cleveland Public Library**  
**Cuyahoga County**  
*Combining Statement of Revenues, Expenditures and Changes in Fund Balances*  
*Nonmajor Permanent Funds (continued)*  
*For the Year Ended December 31, 2019*

	Klein	Malon/ Schroeder	McDonald
<b>Revenues</b>			
Investment Earnings	\$1,431	\$65,247	\$49,107
Contributions and Donations	0	0	0
<i>Total Revenues</i>	<u>1,431</u>	<u>65,247</u>	<u>49,107</u>
<b>Expenditures</b>			
Current:			
Administration and Support	0	0	0
Public Services	0	3,562	620
Capital Outlay	0	0	5,539
<i>Total Expenditures</i>	<u>0</u>	<u>3,562</u>	<u>6,159</u>
<i>Net Change in Fund Balances</i>	1,431	61,685	42,948
<i>Fund Balances Beginning of Year</i>	<u>7,479</u>	<u>344,436</u>	<u>262,227</u>
<i>Fund Balances End of Year</i>	<u><u>\$8,910</u></u>	<u><u>\$406,121</u></u>	<u><u>\$305,175</u></u>

<u>Ratner</u>	<u>Root</u>	<u>Sugarman</u>	<u>Thompson</u>	<u>Weidenthal</u>
\$25,058	\$10,575	\$43,575	\$30,298	\$1,762
<u>0</u>	<u>0</u>	<u>0</u>	<u>0</u>	<u>0</u>
25,058	10,575	43,575	30,298	1,762
0	0	0	21,084	0
0	0	500	3,500	0
<u>0</u>	<u>0</u>	<u>0</u>	<u>0</u>	<u>0</u>
0	0	500	24,584	0
25,058	10,575	43,075	5,714	1,762
<u>128,443</u>	<u>54,554</u>	<u>225,942</u>	<u>198,895</u>	<u>9,188</u>
<u>\$153,501</u>	<u>\$65,129</u>	<u>\$269,017</u>	<u>\$204,609</u>	<u>\$10,950</u>

(continued)

**Cleveland Public Library**  
**Cuyahoga County**  
*Combining Statement of Revenues, Expenditures and Changes in Fund Balances*  
*Nonmajor Permanent Funds (continued)*  
*For the Year Ended December 31, 2019*

	White	Beard Anna Young	Paulson	Total Nonmajor Permanent Funds
<b>Revenues</b>				
Investment Earnings	\$552,432	\$18,438	\$0	\$871,159
Contributions and Donations	0	0	148,784	148,784
<i>Total Revenues</i>	<u>552,432</u>	<u>18,438</u>	<u>148,784</u>	<u>1,019,943</u>
<b>Expenditures</b>				
Current:				
Administration and Support	0	0	0	33,912
Public Services	42,876	0	0	143,894
Capital Outlay	0	0	0	5,539
<i>Total Expenditures</i>	<u>42,876</u>	<u>0</u>	<u>0</u>	<u>183,345</u>
<i>Net Change in Fund Balances</i>	509,556	18,438	148,784	836,598
<i>Fund Balances Beginning of Year</i>	<u>2,895,537</u>	<u>94,831</u>	<u>0</u>	<u>4,716,709</u>
<i>Fund Balances End of Year</i>	<u><u>\$3,405,093</u></u>	<u><u>\$113,269</u></u>	<u><u>\$148,784</u></u>	<u><u>\$5,553,307</u></u>

**Individual Fund Schedules of Revenues, Expenditures/Expenses  
and Changes in Fund Balances/Equity –  
Budget (Non-GAAP Basis) and Actual**

**Cleveland Public Library**  
**Cuyahoga County**  
*Schedule of Revenues, Expenditures and Changes*  
*in Fund Balance - Budget (Non-GAAP Basis) and Actual*  
*General Fund*  
*For the Year Ended December 31, 2019*

	Budgeted Amounts			Variance with Final Budget Positive (Negative)
	Original	Final	Actual	
<b>Revenues</b>				
Property and Other Taxes	\$33,635,180	\$35,858,652	\$35,858,652	\$0
Fines and Fees	180,800	302,240	316,230	13,990
Intergovernmental	25,012,409	25,891,695	25,891,695	0
Investment Earnings	574,090	657,000	702,323	45,323
Contributions and Donations	1,400	36,712	36,712	0
Miscellaneous	1,227,361	1,027,953	1,161,777	133,824
<i>Total Revenues</i>	<u>60,631,240</u>	<u>63,774,252</u>	<u>63,967,389</u>	<u>193,137</u>
<b>Expenditures</b>				
Current:				
Administration and Support				
Salaries and Wages	13,465,796	12,757,440	12,707,214	50,226
Supplies	808,020	632,885	472,151	160,734
Purchased Services	8,277,632	8,236,957	7,811,300	425,657
Library Materials	262,778	237,797	235,737	2,060
Other	156,096	98,805	85,010	13,795
<i>Total Administration and Support</i>	<u>22,970,322</u>	<u>21,963,884</u>	<u>21,311,412</u>	<u>652,472</u>
Public Services				
Salaries and Wages	25,716,482	24,424,838	24,333,765	91,073
Supplies	118,492	293,627	293,627	0
Purchased Services	3,464,749	3,386,619	3,386,619	0
Library Materials	11,055,255	10,690,236	10,668,411	21,825
Other	19,579	25,371	25,371	0
<i>Total Public Services</i>	<u>40,374,557</u>	<u>38,820,691</u>	<u>38,707,793</u>	<u>112,898</u>
Capital Outlay				
Improvements	26,145	34,416	34,416	0
Furniture and Equipment	691,560	1,066,937	903,533	163,404
Computer Hardware/Software	957,909	415,783	414,441	1,342
Motor Vehicles	313,974	73,974	73,974	0
<i>Total Capital Outlay</i>	<u>1,989,588</u>	<u>1,591,110</u>	<u>1,426,364</u>	<u>164,746</u>
<i>Total Expenditures</i>	<u>65,334,467</u>	<u>62,375,685</u>	<u>61,445,569</u>	<u>930,116</u>
<i>Excess of Revenues Over (Under) Expenditures</i>	<u>(4,703,227)</u>	<u>1,398,567</u>	<u>2,521,820</u>	<u>1,123,253</u>
<b>Other Financing Sources (Uses)</b>				
Sale of Capital Assets	0	0	3,926	3,926
Advances In	0	0	255,015	255,015
Advances Out	0	0	(75,000)	(75,000)
<i>Total Other Financing Sources (Uses)</i>	<u>0</u>	<u>0</u>	<u>183,941</u>	<u>183,941</u>
<i>Net Change in Fund Balance</i>	<u>(4,703,227)</u>	<u>1,398,567</u>	<u>2,705,761</u>	<u>1,307,194</u>
<i>Fund Balance Beginning of Year</i>	<u>16,504,547</u>	<u>16,504,547</u>	<u>16,504,547</u>	<u>0</u>
<i>Prior Year Encumbrances Appropriated</i>	<u>6,192,285</u>	<u>6,192,285</u>	<u>6,192,285</u>	<u>0</u>
<i>Fund Balance End of Year</i>	<u>\$17,993,605</u>	<u>\$24,095,399</u>	<u>\$25,402,593</u>	<u>\$1,307,194</u>



**Cleveland Public Library**  
**Cuyahoga County**  
*Schedule of Revenues, Expenditures and Changes*  
*in Fund Balance - Budget (Non-GAAP Basis) and Actual*  
**CLEVNET Fund**  
*For the Year Ended December 31, 2019*

	Budgeted Amounts		Actual	Variance with Final Budget Positive (Negative)
	Original	Final		
<b>Revenues</b>				
Charges for Services	\$5,443,364	\$5,443,364	\$5,391,886	(\$51,478)
Miscellaneous	0	77,678	77,678	0
<i>Total Revenues</i>	<u>5,443,364</u>	<u>5,521,042</u>	<u>5,469,564</u>	<u>(51,478)</u>
<b>Expenditures</b>				
Current:				
Administration and Support				
Salaries and Wages	1,999,057	2,073,222	1,888,399	184,823
Supplies	28,650	28,650	7,498	21,152
Purchased Services	1,683,464	1,729,783	1,496,913	232,870
Library Materials	1,263,690	1,255,531	1,255,524	7
Other	367,236	877,343	429,871	447,472
Total Administration and Support	<u>5,342,097</u>	<u>5,964,529</u>	<u>5,078,205</u>	<u>886,324</u>
Capital Outlay				
Furniture and Equipment	5,000	5,000	0	5,000
Computer Hardware/Software	438,142	477,660	128,396	349,264
Total Capital Outlay	<u>443,142</u>	<u>482,660</u>	<u>128,396</u>	<u>354,264</u>
<i>Total Expenditures</i>	<u>5,785,239</u>	<u>6,447,189</u>	<u>5,206,601</u>	<u>1,240,588</u>
<i>Net Change in Fund Balance</i>	(341,875)	(926,147)	262,963	1,189,110
<i>Fund Balance Beginning of Year</i>	584,272	584,272	584,272	0
Prior Year Encumbrances Appropriated	<u>341,875</u>	<u>341,875</u>	<u>341,875</u>	<u>0</u>
<i>Fund Balance End of Year</i>	<u><u>\$584,272</u></u>	<u><u>\$0</u></u>	<u><u>\$1,189,110</u></u>	<u><u>\$1,189,110</u></u>

**Cleveland Public Library**  
**Cuyahoga County**  
*Schedule of Revenues, Expenditures and Changes*  
*in Fund Balance - Budget (Non-GAAP Basis) and Actual*  
*Construction Fund*  
*For the Year Ended December 31, 2019*

	<u>Budgeted Amounts</u>			Variance with Final Budget Positive (Negative)
	<u>Original</u>	<u>Final</u>	<u>Actual</u>	
<b>Revenues</b>				
Investment Earnings	\$0	\$109,100	\$111,171	\$2,071
<b>Expenditures</b>				
Capital Outlay				
Improvements	6,399,366	6,399,366	3,143,652	3,255,714
Debt Service:				
Issuance Costs	370,762	370,762	370,762	0
<i>Total Expenditures</i>	<u>6,770,128</u>	<u>6,770,128</u>	<u>3,514,414</u>	<u>3,255,714</u>
<i>Excess of Revenues Under Expenditures</i>	<u>(6,770,128)</u>	<u>(6,661,028)</u>	<u>(3,403,243)</u>	<u>3,257,785</u>
<b>Other Financing Sources</b>				
Library Facilities Notes Issued	62,000,000	62,000,000	62,000,000	0
Premium on Library Facilities Notes Issued	370,762	370,762	370,762	0
<i>Total Other Financing Sources</i>	<u>62,370,762</u>	<u>62,370,762</u>	<u>62,370,762</u>	<u>0</u>
<i>Net Change in Fund Balance</i>	55,600,634	55,709,734	58,967,519	3,257,785
<i>Fund Balance Beginning of Year</i>	<u>0</u>	<u>0</u>	<u>0</u>	<u>0</u>
<i>Fund Balance End of Year</i>	<u>\$55,600,634</u>	<u>\$55,709,734</u>	<u>\$58,967,519</u>	<u>\$3,257,785</u>

**Cleveland Public Library**  
**Cuyahoga County**  
*Schedule of Revenues, Expenditures and Changes*  
*in Fund Balance - Budget (Non-GAAP Basis) and Actual*  
*Anderson Fund*  
*For the Year Ended December 31, 2019*

	<u>Budgeted Amounts</u>			Variance with Final Budget Positive (Negative)
	<u>Original</u>	<u>Final</u>	<u>Actual</u>	
<b>Revenues</b>				
Investment Earnings	\$18,000	\$39,620	\$41,875	\$2,255
<b>Expenditures</b>				
Current:				
Public Services	<u>326,900</u>	<u>344,312</u>	<u>528</u>	<u>343,784</u>
<i>Net Change in Fund Balance</i>	(308,900)	(304,692)	41,347	346,039
<i>Fund Balance Beginning of Year</i>	<u>346,455</u>	<u>346,455</u>	<u>346,455</u>	<u>0</u>
<i>Fund Balance End of Year</i>	<u><u>\$37,555</u></u>	<u><u>\$41,763</u></u>	<u><u>\$387,802</u></u>	<u><u>\$346,039</u></u>

**Cleveland Public Library**  
**Cuyahoga County**  
*Schedule of Revenues, Expenditures and Changes*  
*in Fund Balance - Budget (Non-GAAP Basis) and Actual*  
*Endowment for the Blind Fund*  
*For the Year Ended December 31, 2019*

	<u>Budgeted Amounts</u>		<u>Actual</u>	Variance with Final Budget Positive (Negative)
	<u>Original</u>	<u>Final</u>		
<b>Revenues</b>				
Investment Earnings	\$150,000	\$305,380	\$323,013	\$17,633
<b>Expenditures</b>				
Current:				
Public Services	<u>2,669,100</u>	<u>2,803,422</u>	<u>10,000</u>	<u>2,793,422</u>
<i>Net Change in Fund Balance</i>	(2,519,100)	(2,498,042)	313,013	2,811,055
<i>Fund Balance Beginning of Year</i>	<u>2,653,422</u>	<u>2,653,422</u>	<u>2,653,422</u>	<u>0</u>
<i>Fund Balance End of Year</i>	<u><u>\$134,322</u></u>	<u><u>\$155,380</u></u>	<u><u>\$2,966,435</u></u>	<u><u>\$2,811,055</u></u>

**Cleveland Public Library**  
**Cuyahoga County**  
*Schedule of Revenues, Expenditures and Changes*  
*in Fund Balance - Budget (Non-GAAP Basis) and Actual*  
*Founders Fund*  
*For the Year Ended December 31, 2019*

	<u>Budgeted Amounts</u>		<u>Actual</u>	Variance with Final Budget Positive (Negative)
	<u>Original</u>	<u>Final</u>		
<b>Revenues</b>				
Investment Earnings	\$370,000	\$671,070	\$704,128	\$33,058
Contributions and Donations	25,000	215,205	193,800	(21,405)
<i>Total Revenues</i>	<u>395,000</u>	<u>886,275</u>	<u>897,928</u>	<u>11,653</u>
<b>Expenditures</b>				
Current:				
Administration and Support	94,543	110,809	43,456	67,353
Public Services	4,504,238	5,115,414	1,867,685	3,247,729
<i>Total Expenditures</i>	<u>4,598,781</u>	<u>5,226,223</u>	<u>1,911,141</u>	<u>3,315,082</u>
<i>Net Change in Fund Balance</i>	(4,203,781)	(4,339,948)	(1,013,213)	3,326,735
<i>Fund Balance Beginning of Year</i>	6,434,605	6,434,605	6,434,605	0
Prior Year Encumbrances Appropriated	<u>678,781</u>	<u>678,781</u>	<u>678,781</u>	<u>0</u>
<i>Fund Balance End of Year</i>	<u><u>\$2,909,605</u></u>	<u><u>\$2,773,438</u></u>	<u><u>\$6,100,173</u></u>	<u><u>\$3,326,735</u></u>

**Cleveland Public Library**  
**Cuyahoga County**  
*Schedule of Revenues, Expenditures and Changes*  
*in Fund Balance - Budget (Non-GAAP Basis) and Actual*  
*Kaiser Fund*  
*For the Year Ended December 31, 2019*

	<u>Budgeted Amounts</u>			Variance with Final Budget Positive (Negative)
	<u>Original</u>	<u>Final</u>	<u>Actual</u>	
<b>Revenues</b>				
Investment Earnings	\$4,000	\$8,800	\$9,306	\$506
<b>Expenditures</b>				
Current:				
Public Services	<u>73,400</u>	<u>77,325</u>	<u>0</u>	<u>77,325</u>
<i>Net Change in Fund Balance</i>	(69,400)	(68,525)	9,306	77,831
<i>Fund Balance Beginning of Year</i>	<u>73,325</u>	<u>73,325</u>	<u>73,325</u>	<u>0</u>
<i>Fund Balance End of Year</i>	<u><u>\$3,925</u></u>	<u><u>\$4,800</u></u>	<u><u>\$82,631</u></u>	<u><u>\$77,831</u></u>

**Cleveland Public Library**  
**Cuyahoga County**  
*Schedule of Revenues, Expenditures and Changes*  
*in Fund Balance - Budget (Non-GAAP Basis) and Actual*  
*Kraley Fund*  
*For the Year Ended December 31, 2019*

	<u>Budgeted Amounts</u>		<u>Actual</u>	Variance with Final Budget Positive (Negative)
	<u>Original</u>	<u>Final</u>		
<b>Revenues</b>				
Investment Earnings	\$10,000	\$18,980	\$20,041	\$1,061
<b>Expenditures</b>				
Current:				
Public Services	<u>204,033</u>	<u>216,681</u>	<u>1,544</u>	<u>215,137</u>
<i>Net Change in Fund Balance</i>	(194,033)	(197,701)	18,497	216,198
<i>Fund Balance Beginning of Year</i>	206,548	206,548	206,548	0
Prior Year Encumbrances Appropriated	<u>133</u>	<u>133</u>	<u>133</u>	<u>0</u>
<i>Fund Balance End of Year</i>	<u><u>\$12,648</u></u>	<u><u>\$8,980</u></u>	<u><u>\$225,178</u></u>	<u><u>\$216,198</u></u>

**Cleveland Public Library**  
**Cuyahoga County**  
*Schedule of Revenues, Expenditures and Changes*  
*in Fund Balance - Budget (Non-GAAP Basis) and Actual*  
*Library Fund*  
*For the Year Ended December 31, 2019*

	<u>Budgeted Amounts</u>			Variance with Final Budget Positive (Negative)
	<u>Original</u>	<u>Final</u>	<u>Actual</u>	
<b>Revenues</b>				
Investment Earnings	\$9,000	\$16,120	\$17,054	\$934
Contributions and Donations	5,000	9,500	11,315	1,815
<i>Total Revenues</i>	<u>14,000</u>	<u>25,620</u>	<u>28,369</u>	<u>2,749</u>
<b>Expenditures</b>				
Current:				
Administration and Support	163,275	173,601	4,817	168,784
Public Services	20,000	21,900	1,880	20,020
<i>Total Expenditures</i>	<u>183,275</u>	<u>195,501</u>	<u>6,697</u>	<u>188,804</u>
<i>Net Change in Fund Balance</i>	(169,275)	(169,881)	21,672	191,553
<i>Fund Balance Beginning of Year</i>	172,726	172,726	172,726	0
Prior Year Encumbrances Appropriated	<u>4,275</u>	<u>4,275</u>	<u>4,275</u>	<u>0</u>
<i>Fund Balance End of Year</i>	<u><u>\$7,726</u></u>	<u><u>\$7,120</u></u>	<u><u>\$198,673</u></u>	<u><u>\$191,553</u></u>



**Cleveland Public Library**  
**Cuyahoga County**  
*Schedule of Revenues, Expenditures and Changes*  
*in Fund Balance - Budget (Non-GAAP Basis) and Actual*  
*Pepke Fund*  
*For the Year Ended December 31, 2019*

	<u>Budgeted Amounts</u>			Variance with Final Budget Positive (Negative)
	<u>Original</u>	<u>Final</u>	<u>Actual</u>	
<b>Revenues</b>				
Investment Earnings	\$8,000	\$17,370	\$18,434	\$1,064
<b>Expenditures</b>				
Current:				
Public Services	<u>158,400</u>	<u>166,162</u>	<u>0</u>	<u>166,162</u>
<i>Net Change in Fund Balance</i>	(150,400)	(148,792)	18,434	167,226
<i>Fund Balance Beginning of Year</i>	<u>158,162</u>	<u>158,162</u>	<u>158,162</u>	<u>0</u>
<i>Fund Balance End of Year</i>	<u><u>\$7,762</u></u>	<u><u>\$9,370</u></u>	<u><u>\$176,596</u></u>	<u><u>\$167,226</u></u>

**Cleveland Public Library**  
**Cuyahoga County**  
*Schedule of Revenues, Expenditures and Changes*  
*in Fund Balance - Budget (Non-GAAP Basis) and Actual*  
*Wickwire Fund*  
*For the Year Ended December 31, 2019*

	<u>Budgeted Amounts</u>		<u>Actual</u>	Variance with Final Budget Positive (Negative)
	<u>Original</u>	<u>Final</u>		
<b>Revenues</b>				
Investment Earnings	\$100,000	\$191,660	\$202,380	\$10,720
<b>Expenditures</b>				
Current:				
Public Services	<u>1,616,300</u>	<u>1,722,626</u>	<u>0</u>	<u>1,722,626</u>
<i>Net Change in Fund Balance</i>	(1,516,300)	(1,530,966)	202,380	1,733,346
<i>Fund Balance Beginning of Year</i>	<u>1,629,878</u>	<u>1,629,878</u>	<u>1,629,878</u>	<u>0</u>
<i>Fund Balance End of Year</i>	<u><u>\$113,578</u></u>	<u><u>\$98,912</u></u>	<u><u>\$1,832,258</u></u>	<u><u>\$1,733,346</u></u>

**Cleveland Public Library**  
**Cuyahoga County**  
*Schedule of Revenues, Expenditures and Changes*  
*in Fund Balance - Budget (Non-GAAP Basis) and Actual*  
*Wittke Fund*  
*For the Year Ended December 31, 2019*

	<u>Budgeted Amounts</u>			Variance with Final Budget Positive (Negative)
	<u>Original</u>	<u>Final</u>	<u>Actual</u>	
<b>Revenues</b>				
Investment Earnings	\$6,000	\$11,920	\$12,595	\$675
<b>Expenditures</b>				
Current:				
Public Services	<u>100,400</u>	<u>105,729</u>	<u>0</u>	<u>105,729</u>
<i>Net Change in Fund Balance</i>	(94,400)	(93,809)	12,595	106,404
<i>Fund Balance Beginning of Year</i>	<u>99,729</u>	<u>99,729</u>	<u>99,729</u>	<u>0</u>
<i>Fund Balance End of Year</i>	<u><u>\$5,329</u></u>	<u><u>\$5,920</u></u>	<u><u>\$112,324</u></u>	<u><u>\$106,404</u></u>

**Cleveland Public Library**  
**Cuyahoga County**  
*Schedule of Revenues, Expenditures and Changes*  
*in Fund Balance - Budget (Non-GAAP Basis) and Actual*  
*Young Fund*  
*For the Year Ended December 31, 2019*

	<u>Budgeted Amounts</u>		<u>Actual</u>	Variance with Final Budget Positive (Negative)
	<u>Original</u>	<u>Final</u>		
<b>Revenues</b>				
Investment Earnings	\$270,000	\$569,460	\$602,485	\$33,025
Contributions and Donations	50,000	50,000	52,653	2,653
<i>Total Revenues</i>	320,000	619,460	655,138	35,678
<b>Expenditures</b>				
Current:				
Public Services	5,064,200	5,327,492	9,433	5,318,059
<i>Net Change in Fund Balance</i>	(4,744,200)	(4,708,032)	645,705	5,353,737
<i>Fund Balance Beginning of Year</i>	5,007,492	5,007,492	5,007,492	0
<i>Fund Balance End of Year</i>	<u>\$263,292</u>	<u>\$299,460</u>	<u>\$5,653,197</u>	<u>\$5,353,737</u>

**Cleveland Public Library**  
**Cuyahoga County**  
*Schedule of Revenues, Expenditures and Changes*  
*in Fund Balance - Budget (Non-GAAP Basis) and Actual*  
*Friends Fund*  
*For the Year Ended December 31, 2019*

	<u>Budgeted Amounts</u>			Variance with Final Budget Positive (Negative)
	<u>Original</u>	<u>Final</u>	<u>Actual</u>	
<b>Revenues</b>	\$0	\$0	\$0	\$0
<b>Expenditures</b>				
Current:				
Public Services	<u>100</u>	<u>4,490</u>	<u>4,490</u>	<u>0</u>
<i>Net Change in Fund Balance</i>	(100)	(4,490)	(4,490)	0
<i>Fund Balance Beginning of Year</i>	4,390	4,390	4,390	0
Prior Year Encumbrances Appropriated	<u>100</u>	<u>100</u>	<u>100</u>	<u>0</u>
<i>Fund Balance End of Year</i>	<u><u>\$4,390</u></u>	<u><u>\$0</u></u>	<u><u>\$0</u></u>	<u><u>\$0</u></u>

**Cleveland Public Library**  
**Cuyahoga County**  
*Schedule of Revenues, Expenditures and Changes*  
*in Fund Balance - Budget (Non-GAAP Basis) and Actual*  
*Judd Fund*  
*For the Year Ended December 31, 2019*

	<u>Budgeted Amounts</u>		<u>Actual</u>	Variance with Final Budget Positive (Negative)
	<u>Original</u>	<u>Final</u>		
<b>Revenues</b>				
Contributions and Donations	\$230,000	\$242,074	\$242,074	\$0
<b>Expenditures</b>				
Current:				
Public Services	<u>235,975</u>	<u>305,535</u>	<u>179,780</u>	<u>125,755</u>
<i>Net Change in Fund Balance</i>	(5,975)	(63,461)	62,294	125,755
<i>Fund Balance Beginning of Year</i>	57,486	57,486	57,486	0
Prior Year Encumbrances Appropriated	<u>5,975</u>	<u>5,975</u>	<u>5,975</u>	<u>0</u>
<i>Fund Balance End of Year</i>	<u><u>\$57,486</u></u>	<u><u>\$0</u></u>	<u><u>\$125,755</u></u>	<u><u>\$125,755</u></u>

**Cleveland Public Library**  
**Cuyahoga County**  
*Schedule of Revenues, Expenditures and Changes*  
*in Fund Balance - Budget (Non-GAAP Basis) and Actual*  
*Ohio Library for the Blind and Physically Disabled (OLBPD) Fund*  
*For the Year Ended December 31, 2019*

	<u>Budgeted Amounts</u>			Variance with Final Budget Positive (Negative)
	<u>Original</u>	<u>Final</u>	<u>Actual</u>	
<b>Revenues</b>				
Intergovernmental	\$1,508,194	\$1,508,194	\$1,508,194	\$0
<b>Expenditures</b>				
Current:				
Public Services	1,519,399	1,556,748	1,455,952	100,796
Capital Outlay	0	3,909	3,909	0
<i>Total Expenditures</i>	<u>1,519,399</u>	<u>1,560,657</u>	<u>1,459,861</u>	<u>100,796</u>
<i>Net Change in Fund Balance</i>	(11,205)	(52,463)	48,333	100,796
<i>Fund Balance Beginning of Year</i>	41,258	41,258	41,258	0
Prior Year Encumbrances Appropriated	<u>11,205</u>	<u>11,205</u>	<u>11,205</u>	<u>0</u>
<i>Fund Balance End of Year</i>	<u>\$41,258</u>	<u>\$0</u>	<u>\$100,796</u>	<u>\$100,796</u>

**Cleveland Public Library**  
**Cuyahoga County**  
*Schedule of Revenues, Expenditures and Changes*  
*in Fund Balance - Budget (Non-GAAP Basis) and Actual*  
*Lockwood Thompson Memorial Fund*  
*For the Year Ended December 31, 2019*

	<u>Budgeted Amounts</u>		<u>Actual</u>	Variance with Final Budget Positive (Negative)
	<u>Original</u>	<u>Final</u>		
<b>Revenues</b>				
Contributions and Donations	<u>\$180,000</u>	<u>\$189,493</u>	<u>\$189,493</u>	<u>\$0</u>
<b>Expenditures</b>				
Current:				
Administration and Support	53,326	53,325	44,003	9,322
Public Services	<u>267,815</u>	<u>294,441</u>	<u>179,844</u>	<u>114,597</u>
<i>Total Expenditures</i>	<u>321,141</u>	<u>347,766</u>	<u>223,847</u>	<u>123,919</u>
<i>Net Change in Fund Balance</i>	(141,141)	(158,273)	(34,354)	123,919
<i>Fund Balance Beginning of Year</i>	17,132	17,132	17,132	0
Prior Year Encumbrances Appropriated	<u>141,141</u>	<u>141,141</u>	<u>141,141</u>	<u>0</u>
<i>Fund Balance End of Year</i>	<u><u>\$17,132</u></u>	<u><u>\$0</u></u>	<u><u>\$123,919</u></u>	<u><u>\$123,919</u></u>



**Cleveland Public Library**  
**Cuyahoga County**  
*Schedule of Revenues, Expenditures and Changes*  
*in Fund Balance - Budget (Non-GAAP Basis) and Actual*  
*Ohio Center for the Book Fund*  
*For the Year Ended December 31, 2019*

	<u>Budgeted Amounts</u>			Variance with Final Budget Positive (Negative)
	<u>Original</u>	<u>Final</u>	<u>Actual</u>	
<b>Revenues</b>				
Contributions and Donations	\$2,300	\$2,300	\$2,300	\$0
<b>Expenditures</b>				
Current:				
Public Services	<u>2,364</u>	<u>2,364</u>	<u>1,992</u>	<u>372</u>
<i>Net Change in Fund Balance</i>	(64)	(64)	308	372
<i>Fund Balance Beginning of Year</i>	<u>64</u>	<u>64</u>	<u>64</u>	<u>0</u>
<i>Fund Balance End of Year</i>	<u><u>\$0</u></u>	<u><u>\$0</u></u>	<u><u>\$372</u></u>	<u><u>\$372</u></u>

**Cleveland Public Library**  
**Cuyahoga County**  
*Schedule of Revenues, Expenditures and Changes*  
*in Fund Balance - Budget (Non-GAAP Basis) and Actual*  
*Schweinfurth Fund*  
*For the Year Ended December 31, 2019*

	<u>Budgeted Amounts</u>		<u>Actual</u>	Variance with Final Budget Positive (Negative)
	<u>Original</u>	<u>Final</u>		
<b>Revenues</b>				
Contributions and Donations	\$50,000	\$147,538	\$147,538	\$0
<b>Expenditures</b>				
Current:				
Public Services	<u>202,360</u>	<u>156,742</u>	<u>57,274</u>	<u>99,468</u>
<i>Net Change in Fund Balance</i>	(152,360)	(9,204)	90,264	99,468
<i>Fund Balance Beginning of Year</i>	76,005	76,005	76,005	0
Prior Year Encumbrances Appropriated	<u>8,160</u>	<u>8,160</u>	<u>8,160</u>	<u>0</u>
<i>Fund Balance (Deficit) End of Year</i>	<u><u>(\$68,195)</u></u>	<u><u>\$74,961</u></u>	<u><u>\$174,429</u></u>	<u><u>\$99,468</u></u>

**Cleveland Public Library**  
**Cuyahoga County**  
*Schedule of Revenues, Expenditures and Changes*  
*in Fund Balance - Budget (Non-GAAP Basis) and Actual*  
*Learning Centers Fund*  
*For the Year Ended December 31, 2019*

	<u>Budgeted Amounts</u>			Variance with Final Budget Positive (Negative)
	<u>Original</u>	<u>Final</u>	<u>Actual</u>	
<b>Revenues</b>				
Contributions and Donations	\$0	\$25,000	\$25,000	\$0
<b>Expenditures</b>				
Current:				
Public Services	<u>22,730</u>	<u>74,265</u>	<u>55,491</u>	<u>18,774</u>
<i>Net Change in Fund Balance</i>	(22,730)	(49,265)	(30,491)	18,774
<i>Fund Balance Beginning of Year</i>	26,535	26,535	26,535	0
Prior Year Encumbrances Appropriated	<u>22,730</u>	<u>22,730</u>	<u>22,730</u>	<u>0</u>
<i>Fund Balance End of Year</i>	<u><u>\$26,535</u></u>	<u><u>\$0</u></u>	<u><u>\$18,774</u></u>	<u><u>\$18,774</u></u>

**Cleveland Public Library**  
**Cuyahoga County**  
*Schedule of Revenues, Expenditures and Changes*  
*in Fund Balance - Budget (Non-GAAP Basis) and Actual*  
*MyCom Fund*  
*For the Year Ended December 31, 2019*

	<u>Budgeted Amounts</u>			Variance with Final Budget Positive (Negative)
	<u>Original</u>	<u>Final</u>	<u>Actual</u>	
<b>Revenues</b>				
Intergovernmental	<u>\$55,655</u>	<u>\$57,002</u>	<u>\$57,002</u>	<u>\$0</u>
<b>Expenditures</b>				
Current:				
Public Services	<u>75,000</u>	<u>75,000</u>	<u>66,974</u>	<u>8,026</u>
<i>Excess of Revenues Under Expenditures</i>	<u>(19,345)</u>	<u>(17,998)</u>	<u>(9,972)</u>	<u>8,026</u>
<b>Other Financing Sources (Uses)</b>				
Advances In	0	0	75,000	75,000
Advances Out	<u>0</u>	<u>0</u>	<u>(75,015)</u>	<u>(75,015)</u>
<i>Total Other Financing Sources (Uses)</i>	<u>0</u>	<u>0</u>	<u>(15)</u>	<u>(15)</u>
<i>Net Change in Fund Balance</i>	(19,345)	(17,998)	(9,987)	8,011
<i>Fund Balance Beginning of Year</i>	33,932	33,932	33,932	0
Prior Year Encumbrances Appropriated	<u>7</u>	<u>7</u>	<u>7</u>	<u>0</u>
<i>Fund Balance End of Year</i>	<u>\$14,594</u>	<u>\$15,941</u>	<u>\$23,952</u>	<u>\$8,011</u>

**Cleveland Public Library**  
**Cuyahoga County**  
*Schedule of Revenues, Expenditures and Changes*  
*in Fund Balance - Budget (Non-GAAP Basis) and Actual*  
*Early Literacy Fund*  
*For the Year Ended December 31, 2019*

	<u>Budgeted Amounts</u>			Variance with Final Budget Positive (Negative)
	<u>Original</u>	<u>Final</u>	<u>Actual</u>	
<b>Revenues</b>				
Contributions and Donations	<u>\$150,000</u>	<u>\$150,000</u>	<u>\$150,000</u>	<u>\$0</u>
<b>Expenditures</b>				
Current:				
Public Services	222,786	227,186	227,186	0
Capital Outlay	<u>0</u>	<u>17,214</u>	<u>17,214</u>	<u>0</u>
<i>Total Expenditures</i>	<u>222,786</u>	<u>244,400</u>	<u>244,400</u>	<u>0</u>
<i>Net Change in Fund Balance</i>	(72,786)	(94,400)	(94,400)	0
<i>Fund Balance Beginning of Year</i>	21,614	21,614	21,614	0
Prior Year Encumbrances Appropriated	<u>72,786</u>	<u>72,786</u>	<u>72,786</u>	<u>0</u>
<i>Fund Balance End of Year</i>	<u><u>\$21,614</u></u>	<u><u>\$0</u></u>	<u><u>\$0</u></u>	<u><u>\$0</u></u>

**Cleveland Public Library**  
**Cuyahoga County**  
*Schedule of Revenues, Expenditures and Changes*  
*in Fund Balance - Budget (Non-GAAP Basis) and Actual*  
*Tech Centers Fund*  
*For the Year Ended December 31, 2019*

	<u>Budgeted Amounts</u>			Variance with Final Budget Positive (Negative)
	<u>Original</u>	<u>Final</u>	<u>Actual</u>	
<b>Revenues</b>				
Contributions and Donations	\$10,000	\$10,000	\$10,000	\$0
<b>Expenditures</b>	<u>0</u>	<u>0</u>	<u>0</u>	<u>0</u>
<i>Excess of Revenues Over Expenditures</i>	10,000	10,000	10,000	0
<b>Other Financing Uses</b>				
Advances Out	<u>0</u>	<u>0</u>	<u>(180,000)</u>	<u>(180,000)</u>
<i>Net Change in Fund Balance</i>	10,000	10,000	(170,000)	(180,000)
<i>Fund Balance Beginning of Year</i>	<u>170,000</u>	<u>170,000</u>	<u>170,000</u>	<u>0</u>
<i>Fund Balance End of Year</i>	<u><u>\$180,000</u></u>	<u><u>\$180,000</u></u>	<u><u>\$0</u></u>	<u><u>(\$180,000)</u></u>

**Cleveland Public Library**  
**Cuyahoga County**  
*Schedule of Revenues, Expenditures and Changes*  
*in Fund Balance - Budget (Non-GAAP Basis) and Actual*  
*Rice Solar Panel System Fund*  
*For the Year Ended December 31, 2019*

	<u>Budgeted Amounts</u>			Variance with Final Budget Positive (Negative)
	<u>Original</u>	<u>Final</u>	<u>Actual</u>	
<b>Revenues</b>				
Investment Earnings	\$0	\$165	\$181	\$16
Contributions and Donations	<u>114,006</u>	<u>114,006</u>	<u>114,006</u>	<u>0</u>
<i>Total Revenues</i>	114,006	114,171	114,187	16
<b>Expenditures</b>				
Current:				
Public Services	<u>114,006</u>	<u>114,006</u>	<u>114,006</u>	<u>0</u>
<i>Net Change in Fund Balance</i>	0	165	181	16
<i>Fund Balance Beginning of Year</i>	<u>0</u>	<u>0</u>	<u>0</u>	<u>0</u>
<i>Fund Balance End of Year</i>	<u><u>\$0</u></u>	<u><u>\$165</u></u>	<u><u>\$181</u></u>	<u><u>\$16</u></u>

**Cleveland Public Library**  
**Cuyahoga County**  
*Schedule of Revenues, Expenditures and Changes*  
*in Fund Balance - Budget (Non-GAAP Basis) and Actual*  
*Debt Service Fund*  
*For the Year Ended December 31, 2019*

	<u>Budgeted Amounts</u>			Variance with Final Budget Positive (Negative)
	<u>Original</u>	<u>Final</u>	<u>Actual</u>	
<b>Revenues</b>				
Investment Earnings	\$0	\$30,000	\$36,134	\$6,134
<b>Expenditures</b>				
Debt Service:				
Principal Retirement	5,200,000	5,200,000	5,200,000	0
Interest and Fiscal Charges	567,702	567,702	567,702	0
<i>Total Expenditures</i>	<u>5,767,702</u>	<u>5,767,702</u>	<u>5,767,702</u>	<u>0</u>
<i>Excess of Revenues Under Expenditures</i>	(5,767,702)	(5,737,702)	(5,731,568)	6,134
<b>Other Financing Sources</b>				
Premium on Library Facilities Notes Issued	8,624,744	8,624,744	8,624,744	0
<i>Net Change in Fund Balance</i>	2,857,042	2,887,042	2,893,176	6,134
<i>Fund Balance Beginning of Year</i>	<u>0</u>	<u>0</u>	<u>0</u>	<u>0</u>
<i>Fund Balance End of Year</i>	<u>\$2,857,042</u>	<u>\$2,887,042</u>	<u>\$2,893,176</u>	<u>\$6,134</u>



**Cleveland Public Library**  
**Cuyahoga County**  
*Schedule of Revenues, Expenditures and Changes*  
*in Fund Balance - Budget (Non-GAAP Basis) and Actual*  
*Building and Repair Fund*  
*For the Year Ended December 31, 2019*

	<u>Budgeted Amounts</u>		<u>Actual</u>	Variance with Final Budget Positive (Negative)
	<u>Original</u>	<u>Final</u>		
<b>Revenues</b>				
Miscellaneous	\$0	\$70,053	\$70,053	\$0
<b>Expenditures</b>				
Capital Outlay				
Building Repairs	1,345,813	465,117	465,117	0
Improvements	3,230,989	3,206,167	2,869,720	336,447
Furniture and Equipment	761,842	1,830,183	149,211	1,680,972
Computer Hardware/Software	100,667	100,667	98,941	1,726
<i>Total Expenditures</i>	<u>5,439,311</u>	<u>5,602,134</u>	<u>3,582,989</u>	<u>2,019,145</u>
<i>Net Change in Fund Balance</i>	(5,439,311)	(5,532,081)	(3,512,936)	2,019,145
<i>Fund Balance Beginning of Year</i>	2,607,170	2,607,170	2,607,170	0
Prior Year Encumbrances Appropriated	<u>2,924,911</u>	<u>2,924,911</u>	<u>2,924,911</u>	<u>0</u>
<i>Fund Balance End of Year</i>	<u>\$92,770</u>	<u>\$0</u>	<u>\$2,019,145</u>	<u>\$2,019,145</u>

**Cleveland Public Library**  
**Cuyahoga County**  
*Schedule of Revenues, Expenditures and Changes*  
*in Fund Balance - Budget (Non-GAAP Basis) and Actual*  
*Abel Fund*  
*For the Year Ended December 31, 2019*

	<u>Budgeted Amounts</u>		<u>Actual</u>	<u>Variance with Final Budget Positive (Negative)</u>
	<u>Original</u>	<u>Final</u>		
<b>Revenues</b>				
Investment Earnings	\$15,000	\$31,810	\$33,618	\$1,808
<b>Expenditures</b>				
Current:				
Public Services	<u>262,000</u>	<u>276,024</u>	<u>0</u>	<u>276,024</u>
<i>Net Change in Fund Balance</i>	(247,000)	(244,214)	33,618	277,832
<i>Fund Balance Beginning of Year</i>	<u>271,024</u>	<u>271,024</u>	<u>271,024</u>	<u>0</u>
<i>Fund Balance End of Year</i>	<u><u>\$24,024</u></u>	<u><u>\$26,810</u></u>	<u><u>\$304,642</u></u>	<u><u>\$277,832</u></u>

**Cleveland Public Library**  
**Cuyahoga County**  
*Schedule of Revenues, Expenditures and Changes*  
*in Fund Balance - Budget (Non-GAAP Basis) and Actual*  
*Ambler Fund*  
*For the Year Ended December 31, 2019*

	<u>Budgeted Amounts</u>		<u>Actual</u>	<u>Variance with Final Budget Positive (Negative)</u>
	<u>Original</u>	<u>Final</u>		
<b>Revenues</b>				
Investment Earnings	\$150	\$320	\$341	\$21
<b>Expenditures</b>				
Current:				
Public Services	<u>2,550</u>	<u>2,707</u>	<u>0</u>	<u>2,707</u>
<i>Net Change in Fund Balance</i>	(2,400)	(2,387)	341	2,728
<i>Fund Balance Beginning of Year</i>	<u>2,757</u>	<u>2,757</u>	<u>2,757</u>	<u>0</u>
<i>Fund Balance End of Year</i>	<u><u>\$357</u></u>	<u><u>\$370</u></u>	<u><u>\$3,098</u></u>	<u><u>\$2,728</u></u>

**Cleveland Public Library**  
**Cuyahoga County**  
*Schedule of Revenues, Expenditures and Changes*  
*in Fund Balance - Budget (Non-GAAP Basis) and Actual*  
*Beard Fund*  
*For the Year Ended December 31, 2019*

	<u>Budgeted Amounts</u>			Variance with Final Budget Positive (Negative)
	<u>Original</u>	<u>Final</u>	<u>Actual</u>	
<b>Revenues</b>				
Investment Earnings	<u>\$8,000</u>	<u>\$14,620</u>	<u>\$15,000</u>	<u>\$380</u>
<b>Expenditures</b>				
Current:				
Administration and Support	154,974	63,005	9,814	53,191
Public Services	<u>0</u>	<u>100,000</u>	<u>99,000</u>	<u>1,000</u>
<i>Total Expenditures</i>	<u>154,974</u>	<u>163,005</u>	<u>108,814</u>	<u>54,191</u>
<i>Net Change in Fund Balance</i>	(146,974)	(148,385)	(93,814)	54,571
<i>Fund Balance Beginning of Year</i>	159,717	159,717	159,717	0
Prior Year Encumbrances Appropriated	<u>4,174</u>	<u>4,174</u>	<u>4,174</u>	<u>0</u>
<i>Fund Balance End of Year</i>	<u><u>\$16,917</u></u>	<u><u>\$15,506</u></u>	<u><u>\$70,077</u></u>	<u><u>\$54,571</u></u>

**Cleveland Public Library**  
**Cuyahoga County**  
*Schedule of Revenues, Expenditures and Changes*  
*in Fund Balance - Budget (Non-GAAP Basis) and Actual*  
*Klein Fund*  
*For the Year Ended December 31, 2019*

	<u>Budgeted Amounts</u>		<u>Actual</u>	<u>Variance with Final Budget Positive (Negative)</u>
	<u>Original</u>	<u>Final</u>		
<b>Revenues</b>				
Investment Earnings	\$300	\$760	\$804	\$44
<b>Expenditures</b>				
Current:				
Public Services	<u>5,900</u>	<u>6,322</u>	<u>0</u>	<u>6,322</u>
<i>Net Change in Fund Balance</i>	(5,600)	(5,562)	804	6,366
<i>Fund Balance Beginning of Year</i>	<u>6,522</u>	<u>6,522</u>	<u>6,522</u>	<u>0</u>
<i>Fund Balance End of Year</i>	<u><u>\$922</u></u>	<u><u>\$960</u></u>	<u><u>\$7,326</u></u>	<u><u>\$6,366</u></u>

**Cleveland Public Library**  
**Cuyahoga County**  
*Schedule of Revenues, Expenditures and Changes*  
*in Fund Balance - Budget (Non-GAAP Basis) and Actual*  
*Malon/Schroeder Fund*  
*For the Year Ended December 31, 2019*

	<u>Budgeted Amounts</u>		<u>Actual</u>	Variance with Final Budget Positive (Negative)
	<u>Original</u>	<u>Final</u>		
<b>Revenues</b>				
Investment Earnings	\$18,000	\$35,180	\$37,149	\$1,969
<b>Expenditures</b>				
Current:				
Public Services	<u>216,800</u>	<u>232,456</u>	<u>3,562</u>	<u>228,894</u>
<i>Net Change in Fund Balance</i>	(198,800)	(197,276)	33,587	230,863
<i>Fund Balance Beginning of Year</i>	<u>324,455</u>	<u>324,455</u>	<u>324,455</u>	<u>0</u>
<i>Fund Balance End of Year</i>	<u><u>\$125,655</u></u>	<u><u>\$127,179</u></u>	<u><u>\$358,042</u></u>	<u><u>\$230,863</u></u>

**Cleveland Public Library**  
**Cuyahoga County**  
*Schedule of Revenues, Expenditures and Changes*  
*in Fund Balance - Budget (Non-GAAP Basis) and Actual*  
*McDonald Fund*  
*For the Year Ended December 31, 2019*

	<u>Budgeted Amounts</u>		<u>Actual</u>	Variance with Final Budget Positive (Negative)
	<u>Original</u>	<u>Final</u>		
<b>Revenues</b>				
Investment Earnings	\$12,000	\$26,190	\$27,671	\$1,481
<b>Expenditures</b>				
Current:				
Public Services	214,800	226,356	2,790	223,566
Capital Outlay	5,539	5,539	5,539	0
<i>Total Expenditures</i>	<u>220,339</u>	<u>231,895</u>	<u>8,329</u>	<u>223,566</u>
<i>Net Change in Fund Balance</i>	(208,339)	(205,705)	19,342	225,047
<i>Fund Balance Beginning of Year</i>	223,286	223,286	223,286	0
Prior Year Encumbrances Appropriated	<u>5,539</u>	<u>5,539</u>	<u>5,539</u>	<u>0</u>
<i>Fund Balance End of Year</i>	<u><u>\$20,486</u></u>	<u><u>\$23,120</u></u>	<u><u>\$248,167</u></u>	<u><u>\$225,047</u></u>

**Cleveland Public Library**  
**Cuyahoga County**  
*Schedule of Revenues, Expenditures and Changes*  
*in Fund Balance - Budget (Non-GAAP Basis) and Actual*  
*Ratner Fund*  
*For the Year Ended December 31, 2019*

	<u>Budgeted Amounts</u>		<u>Actual</u>	Variance with Final Budget Positive (Negative)
	<u>Original</u>	<u>Final</u>		
<b>Revenues</b>				
Investment Earnings	\$5,000	\$12,830	\$13,593	\$763
<b>Expenditures</b>				
Current:				
Public Services	<u>105,200</u>	<u>110,935</u>	<u>0</u>	<u>110,935</u>
<i>Net Change in Fund Balance</i>	(100,200)	(98,105)	13,593	111,698
<i>Fund Balance Beginning of Year</i>	<u>110,935</u>	<u>110,935</u>	<u>110,935</u>	<u>0</u>
<i>Fund Balance End of Year</i>	<u><u>\$10,735</u></u>	<u><u>\$12,830</u></u>	<u><u>\$124,528</u></u>	<u><u>\$111,698</u></u>



**Cleveland Public Library**  
**Cuyahoga County**  
*Schedule of Revenues, Expenditures and Changes*  
*in Fund Balance - Budget (Non-GAAP Basis) and Actual*  
*Root Fund*  
*For the Year Ended December 31, 2019*

	<u>Budgeted Amounts</u>			Variance with Final Budget Positive (Negative)
	<u>Original</u>	<u>Final</u>	<u>Actual</u>	
<b>Revenues</b>				
Investment Earnings	\$2,500	\$5,620	\$5,944	\$324
<b>Expenditures</b>				
Current:				
Public Services	<u>41,700</u>	<u>44,257</u>	<u>0</u>	<u>44,257</u>
<i>Net Change in Fund Balance</i>	(39,200)	(38,637)	5,944	44,581
<i>Fund Balance Beginning of Year</i>	<u>47,757</u>	<u>47,757</u>	<u>47,757</u>	<u>0</u>
<i>Fund Balance End of Year</i>	<u><u>\$8,557</u></u>	<u><u>\$9,120</u></u>	<u><u>\$53,701</u></u>	<u><u>\$44,581</u></u>

**Cleveland Public Library**  
**Cuyahoga County**  
*Schedule of Revenues, Expenditures and Changes*  
*in Fund Balance - Budget (Non-GAAP Basis) and Actual*  
*Sugarman Fund*  
*For the Year Ended December 31, 2019*

	<u>Budgeted Amounts</u>		<u>Actual</u>	Variance with Final Budget Positive (Negative)
	<u>Original</u>	<u>Final</u>		
<b>Revenues</b>				
Investment Earnings	\$11,000	\$23,140	\$24,458	\$1,318
<b>Expenditures</b>				
Current:				
Public Services	<u>69,306</u>	<u>81,327</u>	<u>906</u>	<u>80,421</u>
<i>Net Change in Fund Balance</i>	(58,306)	(58,187)	23,552	81,739
<i>Fund Balance Beginning of Year</i>	217,797	217,797	217,797	0
Prior Year Encumbrances Appropriated	<u>906</u>	<u>906</u>	<u>906</u>	<u>0</u>
<i>Fund Balance End of Year</i>	<u><u>\$160,397</u></u>	<u><u>\$160,516</u></u>	<u><u>\$242,255</u></u>	<u><u>\$81,739</u></u>

**Cleveland Public Library**  
**Cuyahoga County**  
*Schedule of Revenues, Expenditures and Changes*  
*in Fund Balance - Budget (Non-GAAP Basis) and Actual*  
*Thompson Fund*  
*For the Year Ended December 31, 2019*

	<u>Budgeted Amounts</u>		<u>Actual</u>	Variance with Final Budget Positive (Negative)
	<u>Original</u>	<u>Final</u>		
<b>Revenues</b>				
Investment Earnings	<u>\$10,000</u>	<u>\$20,210</u>	<u>\$21,123</u>	<u>\$913</u>
<b>Expenditures</b>				
Current:				
Administration and Support	40,000	40,000	21,084	18,916
Public Services	<u>95,600</u>	<u>104,551</u>	<u>3,500</u>	<u>101,051</u>
<i>Total Expenditures</i>	<u>135,600</u>	<u>144,551</u>	<u>24,584</u>	<u>119,967</u>
<i>Net Change in Fund Balance</i>	(125,600)	(124,341)	(3,461)	120,880
<i>Fund Balance Beginning of Year</i>	174,806	174,806	174,806	0
Prior Year Encumbrances Appropriated	<u>3,500</u>	<u>3,500</u>	<u>3,500</u>	<u>0</u>
<i>Fund Balance End of Year</i>	<u><u>\$52,706</u></u>	<u><u>\$53,965</u></u>	<u><u>\$174,845</u></u>	<u><u>\$120,880</u></u>

**Cleveland Public Library**  
**Cuyahoga County**  
*Schedule of Revenues, Expenditures and Changes*  
*in Fund Balance - Budget (Non-GAAP Basis) and Actual*  
*Weidenthal Fund*  
*For the Year Ended December 31, 2019*

	<u>Budgeted Amounts</u>		<u>Actual</u>	<u>Variance with Final Budget Positive (Negative)</u>
	<u>Original</u>	<u>Final</u>		
<b>Revenues</b>				
Investment Earnings	\$400	\$940	\$991	\$51
<b>Expenditures</b>				
Current:				
Public Services	<u>7,500</u>	<u>7,981</u>	<u>0</u>	<u>7,981</u>
<i>Net Change in Fund Balance</i>	(7,100)	(7,041)	991	8,032
<i>Fund Balance Beginning of Year</i>	<u>8,081</u>	<u>8,081</u>	<u>8,081</u>	<u>0</u>
<i>Fund Balance End of Year</i>	<u><u>\$981</u></u>	<u><u>\$1,040</u></u>	<u><u>\$9,072</u></u>	<u><u>\$8,032</u></u>

**Cleveland Public Library**  
**Cuyahoga County**  
*Schedule of Revenues, Expenditures and Changes*  
*in Fund Balance - Budget (Non-GAAP Basis) and Actual*  
*White Fund*  
*For the Year Ended December 31, 2019*

	<u>Budgeted Amounts</u>		<u>Actual</u>	Variance with Final Budget Positive (Negative)
	<u>Original</u>	<u>Final</u>		
<b>Revenues</b>				
Investment Earnings	\$150,000	\$291,750	\$308,462	\$16,712
<b>Expenditures</b>				
Current:				
Public Services	<u>2,167,219</u>	<u>2,298,723</u>	<u>55,771</u>	<u>2,242,952</u>
<i>Net Change in Fund Balance</i>	(2,017,219)	(2,006,973)	252,691	2,259,664
<i>Fund Balance Beginning of Year</i>	2,512,291	2,512,291	2,512,291	0
Prior Year Encumbrances Appropriated	<u>11,319</u>	<u>11,319</u>	<u>11,319</u>	<u>0</u>
<i>Fund Balance End of Year</i>	<u><u>\$506,391</u></u>	<u><u>\$516,637</u></u>	<u><u>\$2,776,301</u></u>	<u><u>\$2,259,664</u></u>

**Cleveland Public Library**  
**Cuyahoga County**  
*Schedule of Revenues, Expenditures and Changes*  
*in Fund Balance - Budget (Non-GAAP Basis) and Actual*  
*Beard Anna Young Fund*  
*For the Year Ended December 31, 2019*

	<u>Budgeted Amounts</u>			Variance with Final Budget Positive (Negative)
	<u>Original</u>	<u>Final</u>	<u>Actual</u>	
<b>Revenues</b>				
Investment Earnings	\$4,000	\$9,810	\$10,364	\$554
<b>Expenditures</b>				
Current:				
Administration and Support	<u>28,500</u>	<u>32,808</u>	<u>0</u>	<u>32,808</u>
<i>Net Change in Fund Balance</i>	(24,500)	(22,998)	10,364	33,362
<i>Fund Balance Beginning of Year</i>	<u>96,089</u>	<u>96,089</u>	<u>96,089</u>	<u>0</u>
<i>Fund Balance End of Year</i>	<u><u>\$71,589</u></u>	<u><u>\$73,091</u></u>	<u><u>\$106,453</u></u>	<u><u>\$33,362</u></u>



# STATISTICAL

STATISTICAL

CELEBRATING 150 YEARS OF SERVICE!

**This page intentionally left blank.**



## Statistical Section

This part of the Cleveland Public Library's Comprehensive Annual Financial Report presents detailed information as a context for understanding what the information in the financial statements, note disclosures and required supplementary information says about the Library's overall financial health.

---

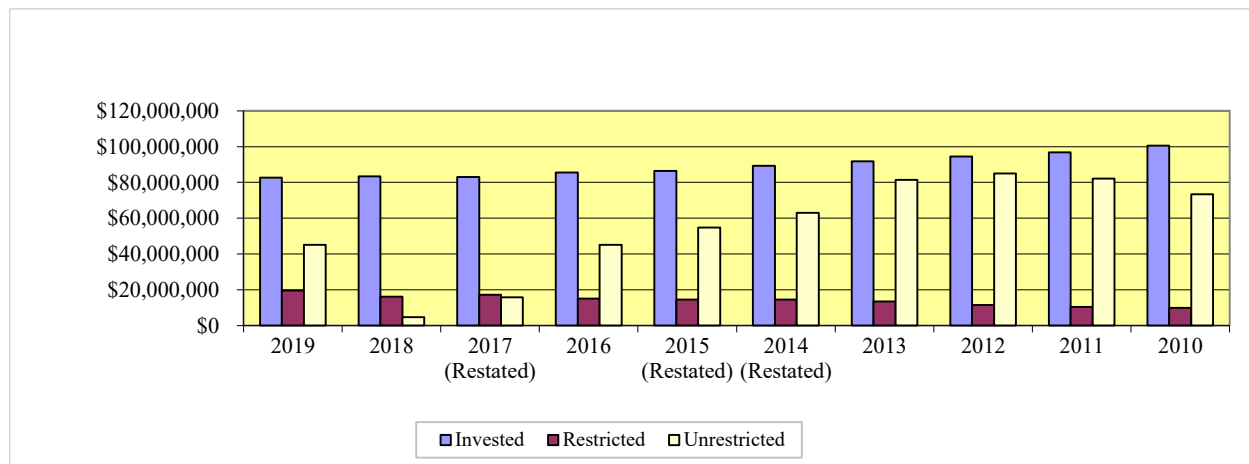
<b>Contents</b>	<b>Pages(s)</b>
<b><i>Financial Trends</i></b> .....	<b><i>S2 – S9</i></b>
These schedules contain trend information to help the reader understand how the Library's financial performance and well-being have changed over time.	
<b><i>Revenue Capacity</i></b> .....	<b><i>S10 – S18</i></b>
These schedules contain information to help the reader assess the Library's most significant local revenue, the property tax.	
<b><i>Debt Capacity</i></b> .....	<b><i>S19 – S21</i></b>
These schedules present information to help the reader assess the affordability of the Library's current levels of outstanding debt and the Library's ability to issue additional debt in the future.	
<b><i>Economic and Demographic Information</i></b> .....	<b><i>S22 – S23</i></b>
These schedules offer economic and demographic indicators to help the reader understand the environment within which the Library's financial activities take place.	
<b><i>Operating Information</i></b> .....	<b><i>S24 – S41</i></b>
These schedules contain service and infrastructure data to help the reader understand how the information in the Library's financial report relates to the services the Library provides and the activities it performs.	

**Sources:** Unless otherwise noted, the information in these schedules is derived from the Basic Financial Statements / General Purpose Financial Statements for the relevant year.

**Cleveland Public Library**  
**Cuyahoga County**  
*Net Position By Component*  
*Last Ten Years*  
*(Accrual Basis of Accounting)*

	2019	2018	2017 (Restated)	2016	2015 (Restated)
<b>Governmental Activities</b>					
Net Investment in Capital Assets	\$82,599,142	\$83,447,433	\$82,948,642	\$85,511,515	\$86,424,294
Restricted	19,494,636	16,167,823	17,329,320	15,143,336	14,554,036
Unrestricted	551,586	4,706,545	15,870,912	45,186,525	54,805,670
<i>Total Governmental Activities</i>					
<i>Net Position</i>	<u>\$102,645,364</u>	<u>\$104,321,801</u>	<u>\$116,148,874</u>	<u>\$145,841,376</u>	<u>\$155,784,000</u>

Note: The Library reported the impact of GASB Statement No. 68 beginning in 2015.  
The Library reported the impact of GASB Statement No. 75 beginning in 2018.



<u>2014 (Restated)</u>	<u>2013</u>	<u>2012</u>	<u>2011 (Restated)</u>	<u>2010</u>
\$89,206,483	\$91,848,752	\$94,528,127	\$96,879,830	\$100,613,647
14,542,182	13,526,515	11,521,146	10,406,618	10,000,553
62,968,171	81,421,117	85,067,218	82,081,320	73,352,974
<u>\$166,716,836</u>	<u>\$186,796,384</u>	<u>\$191,116,491</u>	<u>\$189,367,768</u>	<u>\$183,967,174</u>

**Cleveland Public Library**  
**Cuyahoga County**  
*Changes in Net Position*  
*Last Ten Years*  
*(Accrual Basis of Accounting)*

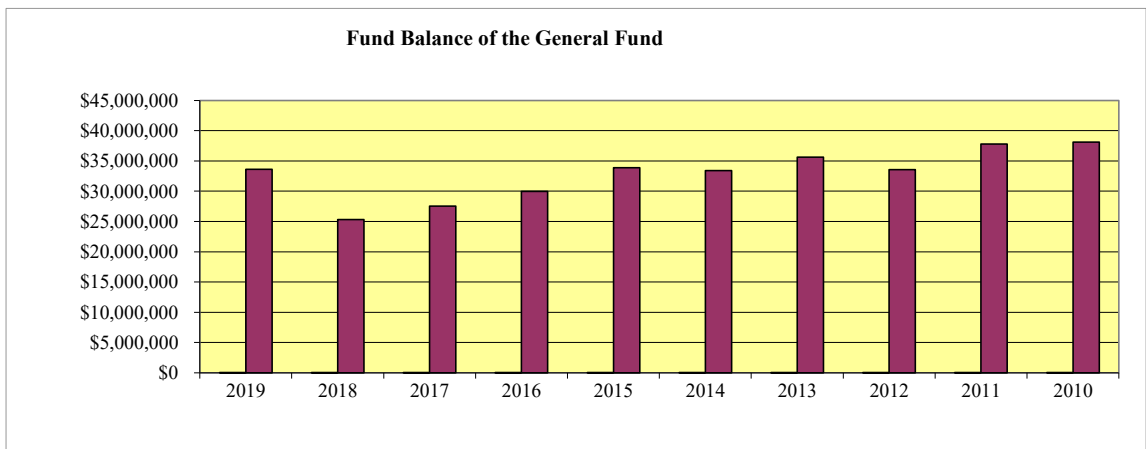
	2019	2018	2017	2016	2015 (Restated)
<b>Program Revenues</b>					
Governmental Activities:					
Charges for Services:					
Administration and Support	\$5,431,779	\$5,256,064	\$5,180,554	\$5,027,028	\$5,066,928
Public Services	312,304	325,691	359,472	383,431	406,800
Subtotal - Charges for Services	<u>5,744,083</u>	<u>5,581,755</u>	<u>5,540,026</u>	<u>5,410,459</u>	<u>5,473,728</u>
Operating Grants, Contributions and Investment Earnings:					
Administration and Support	57,867	11,922	64,540	68,363	46,583
Public Services	6,440,127	1,087,488	5,743,571	3,687,574	3,380,979
Subtotal - Operating Grants and Contributions	<u>6,497,994</u>	<u>1,099,410</u>	<u>5,808,111</u>	<u>3,755,937</u>	<u>3,427,562</u>
Capital Grants and Contributions:					
Public Services	<u>0</u>	<u>50,000</u>	<u>0</u>	<u>0</u>	<u>0</u>
<i>Total Governmental Activities Program Revenues</i>	<u>12,242,077</u>	<u>6,731,165</u>	<u>11,348,137</u>	<u>9,166,396</u>	<u>8,901,290</u>
<b>Expenses</b>					
Governmental Activities:					
Administration and Support	30,154,969	27,309,640	27,922,074	25,237,576	24,401,806
Public Services	50,851,367	46,671,206	44,013,755	43,110,485	39,756,122
Interest and Fiscal Charges	<u>754,088</u>	<u>0</u>	<u>0</u>	<u>0</u>	<u>0</u>
<i>Total Governmental Activities Expenses</i>	<u>81,760,424</u>	<u>73,980,846</u>	<u>71,935,829</u>	<u>68,348,061</u>	<u>64,157,928</u>
<b>Net Expense</b>					
Governmental Activities	<u>(69,518,347)</u>	<u>(67,249,681)</u>	<u>(60,587,692)</u>	<u>(59,181,665)</u>	<u>(55,256,638)</u>
<b>General Revenues</b>					
Governmental Activities					
Taxes:					
Property and Other Taxes Levied For:					
General Purposes	38,336,636	27,881,289	26,167,690	23,680,400	17,795,265
Grants and Entitlements not Restricted to Specific Programs	26,522,643	25,231,672	23,626,983	23,919,769	25,081,090
Unrestricted Donations	1,817	120,852	2,555	1,415	7,265
Investment Earnings	1,729,413	653,343	416,215	370,362	340,175
Gain on Sale of Capital Assets	3,926	6,300	0	6,705	24,000
Miscellaneous	<u>1,247,475</u>	<u>1,529,152</u>	<u>1,293,691</u>	<u>1,260,390</u>	<u>1,076,007</u>
<i>Total Governmental Activities</i>	<u>67,841,910</u>	<u>55,422,608</u>	<u>51,507,134</u>	<u>49,239,041</u>	<u>44,323,802</u>
<b>Change in Net Position</b>					
Governmental Activities	<u>(\$1,676,437)</u>	<u>(\$11,827,073)</u>	<u>(\$9,080,558)</u>	<u>(\$9,942,624)</u>	<u>(\$10,932,836)</u>

Note: Expenses are first impacted by the implementation of GASB Statement No. 68 beginning in 2015.  
Expenses are first impacted by the implementation of GASB Statement No. 75 beginning in 2018.

2014	2013	2012	2011 (Restated)	2010
\$3,362,720	\$3,045,659	\$3,053,765	\$2,601,707	\$2,646,483
406,918	392,289	380,186	452,568	430,153
<u>3,769,638</u>	<u>3,437,948</u>	<u>3,433,951</u>	<u>3,054,275</u>	<u>3,076,636</u>
95,667	107,065	60,175	50,590	67,343
<u>4,169,486</u>	<u>5,556,587</u>	<u>5,011,884</u>	<u>2,335,651</u>	<u>3,281,431</u>
<u>4,265,153</u>	<u>5,663,652</u>	<u>5,072,059</u>	<u>2,386,241</u>	<u>3,348,774</u>
<u>189,751</u>	<u>50,000</u>	<u>52,700</u>	<u>0</u>	<u>0</u>
<u>8,224,542</u>	<u>9,151,600</u>	<u>8,558,710</u>	<u>5,440,516</u>	<u>6,425,410</u>
22,543,315	21,376,607	22,427,970	22,008,997	21,894,937
38,109,756	39,240,774	38,935,923	39,624,599	41,802,466
<u>0</u>	<u>0</u>	<u>0</u>	<u>0</u>	<u>0</u>
<u>60,653,071</u>	<u>60,617,381</u>	<u>61,363,893</u>	<u>61,633,596</u>	<u>63,697,403</u>
<u>(52,428,529)</u>	<u>(51,465,781)</u>	<u>(52,805,183)</u>	<u>(56,193,080)</u>	<u>(57,271,993)</u>
27,151,087	22,311,584	28,248,758	29,042,241	33,678,372
25,843,274	23,898,031	25,229,927	31,365,166	30,665,636
0	0	0	0	0
241,905	150,389	249,417	339,555	418,177
1,000	7,413	3,015	2,099	0
<u>734,803</u>	<u>778,257</u>	<u>822,789</u>	<u>844,613</u>	<u>522,163</u>
<u>53,972,069</u>	<u>47,145,674</u>	<u>54,553,906</u>	<u>61,593,674</u>	<u>65,284,348</u>
<u>\$1,543,540</u>	<u>(\$4,320,107)</u>	<u>\$1,748,723</u>	<u>\$5,400,594</u>	<u>\$8,012,355</u>

**Cleveland Public Library**  
**Cuyahoga County**  
*Fund Balances, Governmental Funds*  
*Last Ten Years*  
*(Modified Accrual Basis of Accounting)*

	2019	2018	2017	2016	2015
<b>General Fund</b>					
Nonspendable	\$782,526	\$743,929	\$782,558	\$691,484	\$707,801
Restricted	0	0	0	0	0
Committed	769,109	1,076,212	731,079	1,162,571	1,171,198
Assigned	4,028,248	4,268,486	12,082,953	11,163,459	11,936,330
Unassigned	28,045,558	19,247,676	13,961,626	16,944,427	20,064,929
<b>Total General Fund</b>	<b>33,625,441</b>	<b>25,336,303</b>	<b>27,558,216</b>	<b>29,961,941</b>	<b>33,880,258</b>
<b>All Other Governmental Funds</b>					
Nonspendable	1,381,872	1,145,913	1,391,071	1,250,948	1,152,181
Restricted	82,910,888	15,377,600	16,538,125	14,350,889	13,746,883
Committed	9,325,243	9,631,187	14,672,586	10,031,530	11,622,583
Assigned	2,222,944	2,766,899	5,711,298	9,037,316	9,255,104
Unassigned (Deficit)	(133,788)	(144,053)	(173,648)	(185,498)	(163,450)
<b>Total All Other Governmental Funds</b>	<b>95,707,159</b>	<b>28,777,546</b>	<b>38,139,432</b>	<b>34,485,185</b>	<b>35,613,301</b>
<b>Total Governmental Funds</b>	<b>\$129,332,600</b>	<b>\$54,113,849</b>	<b>\$65,697,648</b>	<b>\$64,447,126</b>	<b>\$69,493,559</b>

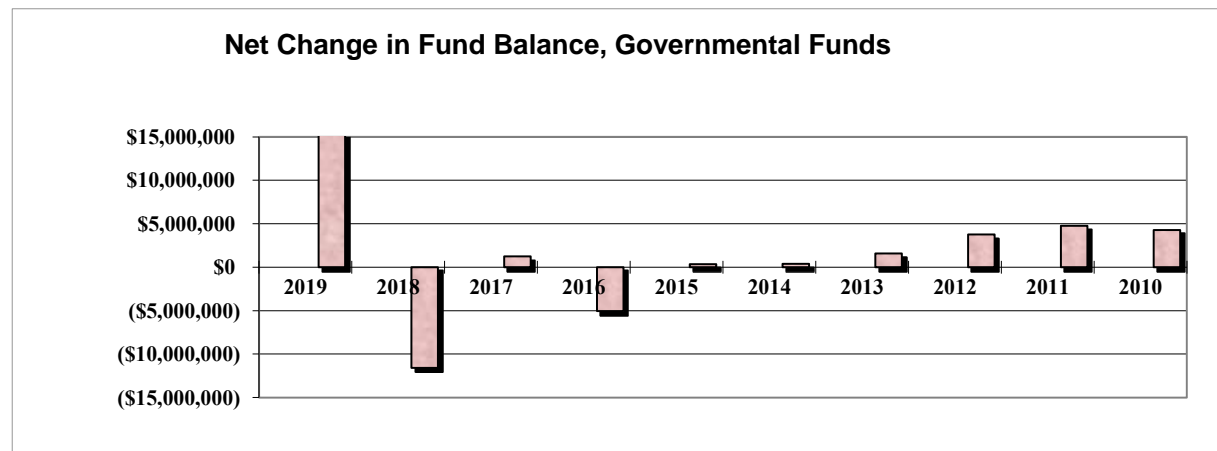


2014	2013	2012	2011	2010 (Restated)
\$1,088,531	\$1,503,768	\$1,204,145	\$1,089,401	\$0
0	0	0	17,007	17,376
1,080,905	791,954	799,187	340,637	0
8,337,028	10,075,197	6,734,372	15,390,658	5,672,594
22,892,279	23,268,411	24,812,021	20,956,246	32,440,050
<u>33,398,743</u>	<u>35,639,330</u>	<u>33,549,725</u>	<u>37,793,949</u>	<u>38,130,020</u>
830,772	837,025	795,168	717,036	717,036
13,726,005	12,716,960	10,726,782	9,752,411	9,261,231
7,693,604	7,289,131	6,389,902	6,244,533	5,370,992
13,711,769	12,460,807	15,714,984	8,978,212	5,142,439
(219,187)	(193,550)	(12,353)	(94,649)	0
<u>35,742,963</u>	<u>33,110,373</u>	<u>33,614,483</u>	<u>25,597,543</u>	<u>20,491,698</u>
<u>\$69,141,706</u>	<u>\$68,749,703</u>	<u>\$67,164,208</u>	<u>\$63,391,492</u>	<u>\$58,621,718</u>

**Cleveland Public Library**  
**Cuyahoga County**  
*Changes in Fund Balances, Governmental Funds*  
*Last Ten Years*  
*(Modified Accrual Basis of Accounting)*

	2019	2018	2017	2016	2015
<b>Revenues</b>					
Property and Other Taxes	\$35,858,652	\$26,955,795	\$26,407,991	\$25,338,596	\$25,482,287
Fines and Fees	312,823	318,827	368,031	381,029	408,800
Charges for Services	5,603,469	5,164,359	5,172,664	4,933,005	5,029,219
Intergovernmental	27,596,331	26,385,175	25,688,752	25,937,389	27,934,901
Investment Earnings	5,934,849	(1,088,147)	3,690,950	1,465,748	725,576
Contributions and Donations	777,712	1,464,787	815,232	1,229,076	1,204,910
Miscellaneous	1,317,978	1,470,049	1,355,389	1,201,935	1,056,813
<i>Total Revenues</i>	<u>77,401,814</u>	<u>60,670,845</u>	<u>63,499,009</u>	<u>60,486,778</u>	<u>61,842,506</u>
<b>Expenditures</b>					
Current:					
Administration and Support	24,724,635	24,403,871	24,469,441	23,504,614	23,689,340
Public Service	39,370,169	36,938,415	35,603,285	36,356,791	35,680,210
Capital Outlay	2,949,227	10,918,658	2,175,761	5,671,806	2,121,103
Debt Service:					
Principal Retirement	5,200,000	0	0	0	0
Interest and Fiscal Charges	567,702	0	0	0	0
Issuance Costs	370,762	0	0	0	0
<i>Total Expenditures</i>	<u>73,182,495</u>	<u>72,260,944</u>	<u>62,248,487</u>	<u>65,533,211</u>	<u>61,490,653</u>
<i>Excess of Revenues Over (Under) Expenditures</i>	<u>4,219,319</u>	<u>(11,590,099)</u>	<u>1,250,522</u>	<u>(5,046,433)</u>	<u>351,853</u>
<b>Other Financing Sources (Uses)</b>					
Library Facilities Notes Issued	62,000,000	0	0	0	0
Premium on Library Facilities Notes Issued	8,995,506	0	0	0	0
Sale of Capital Assets	3,926	6,300	0	0	0
Transfers In	0	2,050,000	1,300,000	1,500,000	0
Transfers Out	0	(2,050,000)	(1,300,000)	(1,500,000)	0
<i>Total Other Financing Sources (Uses)</i>	<u>70,999,432</u>	<u>6,300</u>	<u>0</u>	<u>0</u>	<u>0</u>
<i>Net Change in Fund Balances</i>	<u>\$75,218,751</u>	<u>(\$11,583,799)</u>	<u>\$1,250,522</u>	<u>(\$5,046,433)</u>	<u>\$351,853</u>

Debt Service as a Percentage of Noncapital Expenditures	8.1%	0.0%	0.0%	0.0%	0.0%
---	------	------	------	------	------





2014	2013	2012	2011	2010
\$25,132,257	\$25,429,115	\$27,604,803	\$27,652,041	\$29,409,031
409,394	391,849	379,732	444,551	427,313
3,361,641	3,110,804	3,021,846	2,548,967	2,641,277
26,660,555	27,237,525	27,876,287	30,563,839	31,094,455
1,873,893	3,244,240	1,940,004	755,136	2,064,403
763,756	679,368	1,354,106	829,794	700,488
745,024	777,882	811,191	874,668	483,610
<u>58,946,520</u>	<u>60,870,783</u>	<u>62,987,969</u>	<u>63,668,996</u>	<u>66,820,577</u>
21,393,882	20,675,293	20,762,107	21,610,354	21,482,092
34,353,851	34,849,512	34,397,275	36,108,993	38,157,071
2,807,784	3,767,896	4,062,291	1,181,974	2,899,706
0	0	0	0	0
0	0	0	0	0
0	0	0	0	0
<u>58,555,517</u>	<u>59,292,701</u>	<u>59,221,673</u>	<u>58,901,321</u>	<u>62,538,869</u>
391,003	1,578,082	3,766,296	4,767,675	4,281,708
0	0	0	0	0
0	0	0	0	0
1,000	7,413	6,420	2,099	0
3,500,000	0	10,000,000	5,000,000	54,600
(3,500,000)	0	(10,000,000)	(5,000,000)	(54,600)
<u>1,000</u>	<u>7,413</u>	<u>6,420</u>	<u>2,099</u>	<u>0</u>
<u>\$392,003</u>	<u>\$1,585,495</u>	<u>\$3,772,716</u>	<u>\$4,769,774</u>	<u>\$4,281,708</u>
0.0%	0.0%	0.0%	0.0%	0.0%

**Cleveland Public Library**  
**Cuyahoga County**  
*Assessed and Estimated Actual Value of Taxable Property*  
*Last Ten Years*

Collection Year	Real Property			Tangible Personal Property	
	Assessed Value			Public Utility	
	Residential/ Agricultural	Commercial Industrial/PU	Estimated Actual Value	Assessed Value	Estimated Actual Value
2019	\$2,253,637,700	\$2,629,944,530	\$13,953,092,086	\$439,426,410	\$499,348,193
2018	2,074,877,160	2,294,021,390	12,482,567,286	418,109,840	475,124,818
2017	2,090,575,250	2,207,187,580	12,279,322,371	390,043,860	443,231,659
2016	2,091,147,610	2,224,577,210	12,330,642,343	333,848,530	379,373,330
2015	2,127,960,040	2,558,282,800	13,389,265,257	320,762,670	364,503,034
2014	2,145,454,810	2,511,033,840	13,304,253,286	300,460,010	341,431,830
2013	2,169,817,680	2,484,935,110	13,299,293,686	273,122,230	310,366,170
2012	2,744,283,400	2,705,037,350	15,569,487,857	247,613,470	281,378,943
2011	2,778,537,270	2,677,303,870	15,588,117,543	243,660,000	276,886,364
2010	2,796,094,950	2,540,255,530	15,246,715,657	235,305,430	267,392,534

Source: Cuyahoga County, Ohio; County Fiscal Officer

Real property is reappraised every six years with a State mandated update of the current market value in the third year following each reappraisal.

The assessed value of real property (including public utility real property) is 35 percent of estimated true value. The assessed value of public utility personal property ranges from 25 percent of true value for railroad property to 88 percent for electric transmission and distribution property. General business tangible personal property tax has been phased out, and during the phase out period, all general business tangible personal property was assessed at 6.25 percent for 2008 and zero for 2009. Beginning in 2007, House Bill 66 switched telephone companies from being public utilities to general business taxpayers and began a four year phase out of the tangible personal property tax on local and inter-exchange telephone companies, at 5 percent for 2010. No tangible personal property taxes were levied or collected in 2009 from general business taxpayers, (except telephone companies whose last year to pay tangible personal property tax was 2010).

The tangible personal property values associated with each year were the values that, when multiplied by the applicable rates, generated the property tax revenue billed in that year. For real property, the amounts generated by multiplying the assessed values by the applicable rates would be reduced by the 10 percent and a 2 1/2 percent and homestead exemptions before being billed.

Tangible Personal Property					Weighted Average Tax Rate (per \$1,000 of Assessed Value)
General Business		Total			
Assessed Value	Estimated Actual Value	Assessed Value	Estimated Actual Value	Ratio	
\$0	\$0	\$5,323,008,640	\$14,452,440,279	36.83 %	\$7.7025
0	0	4,787,008,390	12,957,692,104	36.94	6.4208
0	0	4,687,806,690	12,722,554,031	36.85	6.4450
0	0	4,649,573,350	12,710,015,672	36.58	6.4500
0	0	5,007,005,510	13,753,768,291	36.40	6.4363
0	0	4,956,948,660	13,645,685,115	36.33	6.4240
0	0	4,927,875,020	13,609,659,856	36.21	6.4189
0	0	5,696,934,220	15,850,866,800	35.94	6.3159
0	0	5,699,501,140	15,865,003,907	35.92	6.3242
0	0	5,571,655,910	15,514,108,191	35.91	6.3465

**Cleveland Public Library**  
**Cuyahoga County**  
*Property Tax Rates - Direct and Overlapping Governments*  
*(Per \$1,000 of Assessed Valuation)*  
*Last Ten Years*

	2019	2018	2017	2016	2015
<b>Voted Millage - by levy</b>					
1985 Current Expense					
Residential/Agricultural Real	\$0.5088	\$0.5485	\$0.5465	\$0.5455	\$0.5380
Commercial/Industrial and Public Utility Real	0.6110	0.6872	0.6934	0.6956	0.6725
General Business and Public Utility Personal	1.0000	1.0000	1.0000	1.0000	1.0000
2003 Current Expense - 5 Years/Continuing (1)					
Residential/Agricultural Real	5.3800	5.8000	5.8000	5.8000	5.8000
Commercial/Industrial and Public Utility Real	5.0944	5.7298	5.7822	5.8000	5.8000
General Business and Public Utility Personal	5.8000	5.8000	5.8000	5.8000	5.8000
2018 Current Expense					
Residential/Agricultural Real	1.8552	0.0000	0.0000	0.0000	0.0000
Commercial/Industrial and Public Utility Real	1.7782	0.0000	0.0000	0.0000	0.0000
General Business and Public Utility Personal	2.0000	0.0000	0.0000	0.0000	0.0000
<b>Total Millage</b>					
Residential/Agricultural Real	\$7.7439	\$6.3485	\$6.3465	\$6.3455	\$6.3380
Commercial/Industrial and Public Utility Real	7.4836	6.4170	6.4756	6.4956	6.4725
General Business and Public Utility Personal	8.8000	6.8000	6.8000	6.8000	6.8000
<b>Total Weighted Average Tax Rate</b>	<b>\$7.7025</b>	<b>\$6.4208</b>	<b>\$6.4450</b>	<b>\$6.4500</b>	<b>\$6.4363</b>
<b>Overlapping Rates by Taxing District</b>					
Cuyahoga County					
Residential/Agricultural Real	\$12.7973	\$13.9141	\$13.8802	\$13.8698	\$14.0500
Commercial/Industrial and Public Utility Real	13.0770	14.0060	14.0124	14.0500	14.0195
General Business and Public Utility Personal	14.0500	14.0500	14.0500	14.0500	14.0500
Cleveland Municipal School District					
Residential/Agricultural Real	49.4754	52.6275	52.5272	52.4795	52.6999
Commercial/Industrial and Public Utility Real	55.3360	61.1031	61.5783	61.7401	61.1077
General Business and Public Utility Personal	79.3000	79.3000	79.3000	79.3000	79.9000

2014	2013	2012	2011	2010
\$0.5345	\$0.5284	\$0.4210	\$0.4177	\$0.4168
0.6560	0.6561	0.6393	0.6417	0.6473
1.0000	1.0000	1.0000	1.0000	1.0000
5.8000	5.8000	5.8000	5.8000	5.8000
5.7995	5.8000	5.7286	5.7498	5.8000
5.8000	5.8000	5.8000	5.8000	5.8000
0.0000	0.0000	0.0000	0.0000	0.0000
0.0000	0.0000	0.0000	0.0000	0.0000
0.0000	0.0000	0.0000	0.0000	0.0000
<b>\$6.3345</b>	<b>\$6.3284</b>	<b>\$6.2210</b>	<b>\$6.2177</b>	<b>\$6.2168</b>
6.4555	6.4561	6.3679	6.3915	6.4473
6.8000	6.8000	6.8000	6.8000	6.8000
<b>\$6.4240</b>	<b>\$6.4189</b>	<b>\$6.3159</b>	<b>\$6.3242</b>	<b>\$6.3465</b>
\$14.0500	\$13.2200	\$13.1182	\$13.1866	\$13.1789
13.9495	12.9968	12.7845	12.8413	12.8457
14.0500	13.2200	13.2200	13.3200	13.3200
52.4272	52.1165	31.6742	31.5069	31.4601
60.1246	60.1288	44.2358	44.3621	44.6614
79.8000	79.8000	64.8000	64.8000	64.8000

(continued)

**Cleveland Public Library**  
**Cuyahoga County**  
*Property Tax Rates - Direct and Overlapping Governments (continued)*  
*(Per \$1,000 of Assessed Valuation)*  
*Last Ten Years*

	2019	2018	2017	2016	2015
Cleveland City					
Residential/Agricultural Real	\$12.7000	\$12.7000	\$12.7000	\$12.7000	\$12.7000
Commercial/Industrial and Public Utility Real	12.7000	12.7000	12.7000	12.7000	12.7000
General Business and Public Utility Personal	12.7000	12.7000	12.7000	12.7000	12.7000
Cleveland Metro Parks					
Residential/Agricultural Real	2.4827	2.7183	2.7112	2.7119	2.7500
Commercial/Industrial and Public Utility Real	2.5417	2.7403	2.7416	2.7500	2.7368
General Business and Public Utility Personal	2.7500	2.7500	2.7500	2.7500	2.7500
Cuyahoga Community College					
Residential/Agricultural Real	4.1023	4.4569	3.9461	3.9428	4.0000
Commercial/Industrial and Public Utility Real	4.1911	4.4860	3.9881	4.0000	3.9906
General Business and Public Utility Personal	4.5000	4.5000	4.0000	4.0000	4.0000
Cleveland-Cuyahoga Port Authority					
Residential/Agricultural Real	0.1029	0.1131	0.1128	0.1127	0.1143
Commercial/Industrial and Public Utility Real	0.1085	0.1171	0.1172	0.1176	0.1127
General Business and Public Utility Personal	0.1300	0.1300	0.1300	0.1300	0.1300

Source: Cuyahoga County Fiscal Officer

(1) The 2003 Current Expense levy was renewed in 2013 for 5 years and in 2017 for a continuing period of time.

Note: The rates presented for a particular calendar year are the rates that, when applied to the assessed values presented in the Assessed Value Table, generated the property tax revenue billed in that year.

The Library's basic property tax rate may be increased only by a majority vote of the Library's residents.

Overlapping rates are those of local and county governments that apply to property owners within the Cities.

Real property tax rates are reduced so that inflationary increases in value do not generate additional taxes.

2014	2013	2012	2011	2010
\$12.7000	\$12.7000	\$12.7000	\$12.7000	\$12.7000
12.7000	12.7000	12.7000	12.7000	12.7000
12.7000	12.7000	12.7000	12.7000	12.7000
2.7500	1.8500	1.8188	1.8106	1.8068
2.7046	1.7917	1.7354	1.7243	1.7249
2.7500	1.8500	1.8500	1.8500	1.8500
3.1000	3.1000	3.0820	3.0765	2.5973
3.0690	3.0606	3.0232	3.0151	2.5814
3.1000	3.1000	3.1000	3.1000	2.8000
0.1139	0.1135	0.1033	0.1029	0.1027
0.1106	0.1098	0.1063	0.1056	0.1056
0.1300	0.1300	0.1300	0.1300	0.1300

**Cleveland Public Library**  
**Cuyahoga County**  
*Real Property and Public Utility Tax Levies And Collections*  
*Last Ten Years*

Collection Year	Current Tax Levy	Delinquent Tax Levy	Total Tax Levy(1)	Current Tax Collections(1)	Percent of Current Tax Collections To Current Tax Levy
2019	\$40,526,501	\$15,297,893	\$55,824,394	\$34,963,791	86.27%
2018	30,881,801	11,252,069	42,133,870	27,140,641	87.89
2017	30,212,972	11,241,386	41,454,358	26,846,522	88.86
2016	29,683,447	9,018,062	38,701,509	25,896,763	87.24
2015	32,374,715	18,685,988	51,060,703	25,658,916	79.26
2014	31,834,150	18,913,775	50,747,925	25,367,914	79.69
2013	31,400,469	16,625,756	48,026,225	25,777,415	82.09
2012	36,273,180	20,613,570	56,886,750	27,766,329	76.55
2011	36,030,798	16,598,378	52,629,176	28,444,975	78.95
2010	35,991,178	13,553,969	49,545,147	29,150,761	80.99

Source: Cuyahoga County, Ohio; County Fiscal Officer

(1) Information for Real and Public Utility Property Only

(2) State Reimbursements of Rollback and Homestead Exemptions are included

(3) The County does not identify delinquent collections by the year for which the tax was levied.

(4) Penalties and interest are included, since by Ohio Law, they become part of the tax obligation as assessment occurs.

(5) The Cleveland Clinic was included until the court case settled and they became exempt and were removed in 2016.

Note: The County's current reporting system does not track delinquency tax collections by tax year. Outstanding delinquencies are tracked in total by the date the parcel is first certified delinquent. Penalties and interest are applied to the total outstanding delinquent balance. The presentation will be updated as new information becomes available.



<u>Delinquent Tax Collection (3)</u>	<u>Total Tax Collections(2)(4)</u>	<u>Percent of Total Tax Collections To Tax Levy</u>	<u>Accumulated Outstanding Delinquent Taxes (5)</u>	<u>Percent of Delinquent Taxes to Total Tax Levy</u>
\$3,299,024	\$38,262,815	68.54%	\$14,577,272	26.11 %
2,150,668	29,291,309	69.52	12,099,288	28.72
1,927,200	28,773,722	69.41	11,173,794	26.95
1,837,697	27,734,460	71.66	11,414,095	29.49
2,295,798	27,954,714	54.75	23,805,985	46.62
2,250,019	27,617,933	54.42	20,759,313	40.91
2,187,411	27,964,826	58.23	18,607,883	38.75
3,134,706	30,901,035	54.32	21,714,946	38.17
2,370,129	30,815,104	58.55	21,137,884	40.16
2,499,862	31,650,623	63.88	16,707,972	33.72

**Cleveland Public Library**  
**Cuyahoga County**  
*Principal Real Property Taxpayers*  
2019 and 2010

Taxpayer	2019	
	Real Property Assessed Valuation	Percentage of Total Real Property Assessed Valuation
Cleveland Electric Illuminating Company	\$226,171,070	4.63 %
East Ohio Gas Company	127,065,860	2.60
127 PS Fee Owner, LLC	87,321,260	1.79
American Transmission System	84,507,830	1.73
Cleveland Clinic Foundation	70,445,190	1.44
Cuyahoga County Port Authority	56,671,700	1.16
G&I IX 200 Public Square Garage LLC	51,774,150	1.06
The Cleveland Clinic	38,316,250	0.79
Flats East Office Tower LLC	33,322,580	0.68
Hertz Cleveland North Point, LLC	33,159,500	0.68
<b>Total</b>	<b>\$808,755,390</b>	<b>16.56 %</b>
<b>Total Real Property Assessed Valuation</b>	<b>\$4,883,582,230</b>	

Taxpayer	2010	
	Real Property Assessed Valuation	Percentage of Total Real Property Assessed Valuation
Cleveland Clinic Foundation	\$241,141,560	4.52 %
Key Center Properties LLC	83,619,320	1.57
City of Cleveland	76,531,460	1.43
Cleveland Financial Associates, LLC	46,967,070	0.88
Board of County Commissioners	39,698,830	0.75
City of Cleveland	36,508,320	0.68
National City Bank	36,391,080	0.68
Hub North Point Properties LLC	33,309,480	0.62
ISG Cleveland West Inc.	26,892,690	0.50
Optima One Cleveland	25,857,270	0.49
<b>Total</b>	<b>\$646,917,080</b>	<b>12.12 %</b>
<b>Total Real Property Assessed Valuation</b>	<b>\$5,336,350,480</b>	

Source: Office of the Fiscal Officer Cuyahoga County - 2019 Tax Collection Year;  
City of Cleveland CAFR 2010 Tax Collection Year

**Cleveland Public Library**  
**Cuyahoga County**  
*Ratios of Outstanding Debt to*  
*Total Personal Income and Debt Per Capita*  
*Current Year (1)*

---



---

Fiscal Year	Library Fund Facilities Notes	Total Personal Income	Percentage Of Personal Income	Population	Per Capita
2019	\$65,795,506	\$8,644,667,025	0.76%	383,781	\$171.44

- (1) 2019 was the first year the Library had debt.
- (2) The Library has no direct debt limits.

**Cleveland Public Library**  
**Cuyahoga County**  
*Pledged Revenue Coverage*  
*Public Library Fund*  
*Current Year (1)*

<u>Year</u>	<u>Public Library Fund (2)</u>	<u>Debt Service Requirements</u>			<u>Coverage</u>
		<u>Principal</u>	<u>Interest</u>	<u>Total</u>	
2019	\$23,303,557	\$5,200,000	\$567,702	\$5,767,702	4.04

(1) 2019 was the first year the Library had debt.

(2) Public Library Fund revenue is reported as a component of intergovernmental revenue.

**Cleveland Public Library**  
**Cuyahoga County**  
*Computation of Direct and Overlapping*  
*Debt Attributable to Governmental Activities*  
*December 31, 2019*

Jurisdiction	Governmental Activities Debt	Percentage Applicable to Library (1)	Amount Applicable to the Library
<b>Direct</b>			
Library Fund Facilities Notes	\$65,795,506	100.00 %	\$65,795,506
<b>Overlapping (2)</b>			
Cleveland Municipal School District	231,922,059	100.00	231,922,059
City of Cleveland	292,810,000	97.98	286,895,238
Village of Bratenahl	2,400,000	100.00	2,400,000
Village of Newburgh Heights	845,000	100.00	845,000
City of Garfield Heights	13,668,300	5.79	791,395
City of Brookpark	9,865,000	5.23	515,940
Cuyahoga County	245,120,000	17.00	41,670,400
Cuyahoga Community College	207,010,000	17.00	35,191,700
<i>Total Overlapping Debt</i>	<u>1,003,640,359</u>		<u>600,231,732</u>
<i>Total Direct and Overlapping Debt</i>	<u>\$1,069,435,865</u>		<u>\$666,027,238</u>

Source: Cuyahoga County, Ohio; County Fiscal Officer

(1) Percentages were determined by dividing the assessed valuation of the overlapping government located within the boundaries of the Library by the total assessed valuation of the government.

(2) The overlapping debt information is as of December 31, 2019.



**Cleveland Public Library**  
**Cuyahoga County**  
*Demographic and Economic Statistics*  
*Last Ten Years*

<u>Year</u>	<u>Population (1)</u>	<u>Total Personal Income (2)</u>	<u>Personal Income per Capita (3)</u>	<u>Cleveland Metropolitan School District Enrollment (4)</u>	<u>Unemployment Rates (5)</u>
2019	383,781	\$8,644,667,025	\$22,525	37,148	5.2%
2018	385,552	7,480,094,352	19,401	38,645	6.5
2017	385,810	7,383,245,970	19,137	38,949	6.9
2016	390,584	6,849,671,608	17,537	39,125	6.9
2015	389,524	6,701,760,420	17,205	38,555	6.9
2014	390,106	6,844,409,770	17,545	37,962	8.0
2013	390,923	6,347,025,828	16,236	38,725	9.8
2012	393,806	6,562,776,990	16,665	40,871	9.5
2011	400,787	6,533,629,674	16,302	44,362	10.3
2010	409,833	6,681,097,566	16,302	45,060	11.5

Sources:

- (1) Cleveland State University, Northern Ohio Data & Information Service and U.S. Census Bureau
- (2) Computation of per capita personal income multiplied by population.
- (3) U.S. Census Bureau, 2000 Census and American Community Survey Estimates (1-Year and 5-Year)
- (4) Ohio Department of Education website and Cleveland Metropolitan School District website
- (5) Ohio Labor Market Information website (for the City of Cleveland)

**Cleveland Public Library**  
**Cuyahoga County**  
*Full-Time Equivalent Library Employees by Function/Program*  
*Last Ten Years*

Function/Program	2019	2018	2017	2016
<b>Administration and Support</b>				
Director/Deputy Director Office	2.000	3.000	5.980	4.000
Legal Services	3.247	2.500	3.500	3.500
Financial Services	9.553	9.500	10.500	10.500
External Relations and Development Office	4.000	4.000	n/a	n/a
Human Resources	7.533	7.533	10.533	10.533
Public Relations	9.570	7.053	6.180	6.000
Knowledge Office	3.800	4.173	4.173	3.200
Property Management	50.929	54.958	48.043	47.363
Safety and Protective Services	36.147	30.262	35.706	27.338
Information Technology/CLEVNET	18.000	19.000	18.000	16.013
Technical Services	36.850	40.423	45.310	48.677
<b>Public Services</b>				
Branches				
Branch/Outreach Office	1.000	1.000	1.000	0.000
Branch Substitutes	12.860	18.487	21.590	23.523
Library for the Blind	15.800	16.509	17.667	18.667
Mobile Services	0.000	5.247	7.237	7.227
Addison	7.365	7.487	7.457	7.520
Broadway (1)	n/a	n/a	n/a	n/a
Brooklyn	7.893	5.200	7.047	7.173
Carnegie West	7.043	7.333	8.037	7.567
Collinwood	6.993	7.007	6.440	8.333
East 131	7.873	6.867	7.327	4.940
Eastman	9.333	9.260	8.933	8.293
Fleet	6.077	8.133	6.767	10.560
Fulton	6.527	5.260	7.473	7.927
Garden Valley	6.747	6.733	6.043	7.047
Glenville	5.970	6.607	8.167	4.930
Harvard Lee	7.693	7.260	6.920	8.867
Hough	7.707	8.207	7.460	7.240
Jefferson	8.377	7.447	9.153	7.153
Langston Hughes	8.013	7.987	7.313	8.773
Lorain	7.527	7.143	6.747	8.210
Martin Luther King Jr	8.523	7.400	6.487	9.193
Memorial Nottingham	7.287	7.400	7.893	8.900
Mount Pleasant	6.487	6.320	7.740	6.347
Rice	8.590	7.427	8.353	7.873
Rockport	9.027	10.493	8.250	6.633



2015	2014	2013	2012	2011	2010
4.000	3.000	3.000	3.000	3.000	3.000
3.500	1.500	1.500	1.500	1.000	0.000
10.500	10.500	10.500	10.500	8.500	10.000
n/a	n/a	n/a	n/a	n/a	n/a
5.363	4.473	7.420	7.373	7.540	6.480
7.000	7.000	6.000	6.000	6.000	12.627
4.173	3.173	3.307	4.307	4.307	4.267
53.900	55.603	51.703	53.297	49.363	47.993
27.911	21.011	21.817	23.423	19.987	18.820
17.027	14.980	18.080	18.030	19.000	19.000
53.047	53.153	53.347	55.520	57.810	56.083
1.000	1.000	2.000	2.000	2.000	2.000
22.243	17.807	15.127	8.937	8.073	7.327
18.667	16.451	19.360	18.933	20.293	18.340
6.127	6.780	5.560	7.040	6.330	6.347
6.725	6.367	8.613	8.106	7.627	6.573
n/a	n/a	n/a	n/a	2.000	1.600
7.100	6.467	6.893	6.753	6.677	5.013
7.520	6.693	8.147	7.220	7.320	9.080
7.320	5.860	7.820	7.920	7.880	5.627
4.940	6.623	4.533	5.520	6.520	6.007
9.213	8.283	9.227	8.973	9.200	9.820
8.347	8.133	9.580	9.546	7.073	8.227
8.700	9.087	8.173	7.553	6.400	8.107
5.340	5.113	5.820	4.420	5.387	3.647
8.020	7.080	7.740	7.753	6.887	7.679
8.230	7.900	8.140	7.433	7.667	8.437
5.480	7.947	7.660	6.793	6.920	7.113
6.507	5.873	6.227	5.780	7.140	5.120
7.600	6.713	6.760	6.490	7.907	6.520
8.140	6.133	6.371	4.765	7.840	4.973
8.227	7.793	7.967	7.793	7.803	7.693
9.060	7.277	8.653	7.273	8.273	8.320
6.953	7.713	7.667	5.653	6.520	8.067
9.493	9.227	9.257	8.960	9.133	8.720
8.447	9.133	9.297	6.873	9.493	9.253

(continued)

**Cleveland Public Library**  
**Cuyahoga County**  
*Full-Time Equivalent Library Employees by Function/Program (continued)*  
*Last Ten Years*

Function/Program	2019	2018	2017	2016
South	7.500	8.213	8.060	8.200
South Brooklyn	9.947	7.873	10.033	9.853
Sterling	7.093	7.753	6.773	6.960
Union	8.053	7.320	7.727	7.000
Walz	6.887	8.303	8.190	6.857
West Park	12.060	11.667	10.040	11.053
Woodland	7.607	7.280	7.327	8.100
Programming and Outreach Services	15.240	11.747	9.000	9.000
Main Library				
Main Library Office	3.273	2.000	6.000	4.000
Audio Video/Lending	14.710	13.589	14.677	13.937
Business Economics Labor	6.533	8.453	8.453	8.453
Cleveland Digital Public Library	8.453	7.453	6.693	6.320
Fine Arts/Special Collections	8.800	8.747	9.040	7.453
Foreign Literature	6.547	7.127	6.570	6.460
General Reference	0.000	0.000	0.000	0.000
Government Documents	2.000	2.000	2.000	2.000
Center for Local and Global History	7.533	7.960	8.093	7.453
Literature	9.300	8.400	8.320	9.503
Popular Library	8.720	8.693	8.427	8.613
Public Administration Library	2.747	2.747	2.747	2.747
Science and Technology	6.000	5.773	5.773	5.840
Social Sciences	7.600	7.907	6.773	6.700
TechCentral	16.240	17.997	15.733	14.733
Youth Services	6.360	6.453	5.173	5.427
Shelf Office and Pages	14.240	15.993	14.850	15.443
Know It Now	0.000	0.000	0.000	0.000
Totals:	565.784	572.064	581.898	572.125

**Method:** Using total hours worked by all staff on the last pay date of December divided by a 75-hour biweekly pay period. Beginning 2015, Safety and Protective Services' total hours are divided by an 80-hour biweekly pay period.

(1) Broadway Branch closed permanently in November, 2012.

2015	2014	2013	2012	2011	2010
7.247	7.707	6.717	7.747	6.880	7.927
8.133	9.020	9.247	9.507	9.333	10.153
7.087	7.780	7.607	8.847	9.420	8.867
7.840	6.753	6.693	7.920	7.973	5.973
7.493	8.120	7.913	8.020	7.050	8.373
9.400	10.167	9.800	9.227	10.293	11.893
6.307	7.727	8.760	7.507	6.813	8.290
9.000	9.183	9.133	6.053	5.000	0.000
4.007	5.000	4.000	6.073	5.633	4.380
14.960	12.500	16.493	16.467	15.530	21.417
8.320	6.453	6.320	9.907	13.533	11.067
7.000	1.000	n/a	n/a	n/a	n/a
9.067	9.280	8.140	8.280	10.000	10.000
6.820	6.890	5.407	5.377	5.533	6.000
0.000	0.000	0.000	0.000	1.000	9.000
1.980	2.000	3.453	4.000	4.000	4.000
6.960	5.773	7.547	9.000	11.000	10.000
9.087	8.990	9.153	8.717	6.000	7.067
8.453	9.227	10.697	11.630	8.067	4.533
2.720	2.000	3.000	3.000	3.000	3.000
6.440	5.587	10.447	10.060	9.000	9.000
8.653	8.533	8.807	8.853	8.000	8.497
14.153	12.733	10.053	10.133	0.000	0.000
8.213	7.187	7.480	6.587	4.213	3.773
17.483	17.990	19.596	19.677	30.882	29.116
0.000	1.000	2.000	2.000	2.000	2.000
<b>582.643</b>	<b>550.446</b>	<b>571.729</b>	<b>566.026</b>	<b>565.023</b>	<b>562.206</b>

**Cleveland Public Library**  
**Cuyahoga County**  
*Capital Assets Statistics by Neighborhood Branches*  
*Last Ten Years*

Branch	2019	2018	2017	2016	2015
Addison (8,000 sq ft) (1)					
<i>Built 1990</i>					
Circulation	105,751	80,363	86,379	101,419	112,002
Attendance	51,089	29,962	60,211	63,704	62,146
Collection Count	13,961	16,847	17,838	18,224	19,302
Broadway (1,150 sq ft)					
<i>Leased space 1988-Nov. 2012</i>					
Circulation	0	0	0	0	0
Attendance	0	0	0	0	0
Collection Count	0	0	0	0	0
Brooklyn (5,500 sq ft)					
<i>Built 1919; renovated 1985</i>					
Circulation	64,625	60,174	52,776	65,510	71,635
Attendance	38,736	38,517	43,043	47,569	42,045
Collection Count	16,520	20,421	20,245	22,346	21,032
Carnegie West (28,600 sq ft) (1)					
<i>Built 1910; renovated 1979</i>					
Circulation	138,656	117,148	137,434	146,365	152,838
Attendance	80,214	80,252	107,785	122,842	186,622
Collection Count	25,047	25,233	25,641	25,881	25,910
Collinwood (15,800 sq ft) (1)					
<i>Built 1928; renovated 1980</i>					
Circulation	89,337	66,383	62,900	82,789	94,094
Attendance	57,975	44,626	66,780	87,695	80,249
Collection Count	18,594	17,822	20,517	19,935	18,499
East 131st Street (15,800 sq ft)					
<i>Built 1929; renovated 1979</i>					
Circulation	49,124	52,780	45,036	48,829	54,812
Attendance	91,106	84,987	86,016	85,552	89,041
Collection Count	15,710	14,113	15,573	15,686	15,449

2014	2013	2012	2011	2010
136,577	148,587	152,724	183,093	165,748
72,321	87,776	83,010	72,606	82,899
22,489	23,561	25,497	29,393	30,657
0	0	35,715	40,743	42,610
0	0	18,421	18,073	20,222
0	0	7,048	9,263	10,549
81,878	93,016	109,167	108,922	102,816
49,522	57,609	55,694	54,761	51,590
20,424	20,200	22,776	23,857	28,523
168,320	176,688	172,840	164,735	155,513
180,128	195,576	205,429	225,437	230,345
28,095	29,823	34,866	40,673	46,274
108,760	121,966	127,053	126,298	131,518
88,168	90,422	83,473	85,807	93,265
19,639	20,800	23,148	28,781	31,649
66,857	66,903	69,715	70,499	58,053
88,142	93,792	89,047	81,120	78,275
15,510	15,299	15,635	17,497	18,833

(continued)

**Cleveland Public Library**  
**Cuyahoga County**  
*Capital Assets Statistics by Neighborhood Branches (Continued)*  
*Last Ten Years*

Branch	2019	2018	2017	2016	2015
Eastman (11,400 sq ft)					
<i>Built 1980</i>					
Circulation	189,076	193,619	180,473	226,088	237,722
Attendance	101,589	108,204	118,387	126,228	122,151
Collection Count	35,216	37,754	40,408	42,741	42,908
Fleet (9,000 sq ft)					
<i>Built 1981</i>					
Circulation	127,770	127,396	115,355	141,271	145,846
Attendance	90,826	97,854	105,435	118,577	119,480
Collection Count	18,292	19,373	18,795	22,801	25,227
Fulton (8,600 sq ft) (1)					
<i>Built 1983</i>					
Circulation	107,588	91,708	124,556	161,960	133,075
Attendance	67,188	64,340	85,714	100,576	87,485
Collection Count	22,564	27,419	32,252	32,144	32,487
Garden Valley (3,500 sq ft)					
<i>Current leased space since 2008</i>					
Circulation	44,732	39,134	37,459	41,403	40,390
Attendance	44,916	49,763	43,661	49,739	51,861
Collection Count	11,335	12,294	13,441	14,083	13,069
Glenville (13,100 sq ft) (1)					
<i>Built 1980</i>					
Circulation	94,701	62,387	62,464	71,700	79,301
Attendance	54,831	43,979	59,998	73,488	96,826
Collection Count	14,775	16,903	16,957	16,801	17,814
Harvard-Lee (8,700 sq ft) (1)					
<i>Built 1979</i>					
Circulation	80,530	70,733	89,276	108,056	110,474
Attendance	73,391	57,902	92,044	90,783	91,217
Collection Count	18,647	17,973	20,457	21,828	20,992

2014	2013	2012	2011	2010
252,785	275,432	237,030	233,862	253,399
138,529	154,703	146,598	145,027	158,413
43,595	45,974	48,870	57,036	58,776
169,136	202,290	189,166	161,990	172,568
130,267	148,426	132,180	126,141	126,041
29,961	33,306	38,144	36,541	43,899
173,058	168,345	146,168	148,064	139,260
94,896	108,588	95,501	95,188	89,996
31,230	30,972	34,575	33,646	40,783
46,944	59,956	65,016	57,095	57,283
62,097	57,048	57,209	61,805	77,338
12,453	13,888	15,753	18,265	18,353
98,786	110,936	114,105	106,841	93,225
79,139	90,166	98,117	92,186	102,634
20,149	24,067	25,550	29,907	30,762
109,856	126,524	122,280	122,398	120,253
111,718	114,108	101,518	105,375	113,229
23,397	24,408	27,090	32,111	38,533

(continued)

**Cleveland Public Library**  
**Cuyahoga County**  
*Capital Assets Statistics by Neighborhood Branches (Continued)*  
*Last Ten Years*

Branch	2019	2018	2017	2016	2015
Hough (7,800 sq ft)					
<i>Opened 1988</i>					
Circulation	81,311	67,609	51,490	58,685	55,843
Attendance	74,004	79,501	85,117	84,588	122,906
Collection Count	15,653	15,349	15,818	17,329	18,037
Jefferson (6,900 sq ft) (1)					
<i>Opened 1988</i>					
Circulation	74,570	55,265	74,916	82,825	90,390
Attendance	55,578	36,830	58,264	62,903	81,428
Collection Count	18,149	18,887	19,549	21,191	20,969
Langston Hughes (8,200 sq ft) (1)					
<i>Built 1998</i>					
Circulation	89,480	81,218	73,011	80,797	81,435
Attendance	65,528	67,000	82,558	93,911	80,755
Collection Count	28,713	27,774	28,181	29,060	29,789
Lorain (8,400 sq ft) (1)					
<i>Built 1912; renovated 1985</i>					
Circulation	89,181	65,378	81,754	106,911	121,259
Attendance	62,594	52,621	77,254	82,937	85,244
Collection Count	17,264	18,549	19,377	21,541	22,991
Martin Luther King, Jr. (17,100 sq ft)					
<i>Built 1970</i>					
Circulation	78,583	66,113	63,865	97,004	111,278
Attendance	58,038	56,519	72,756	93,191	87,340
Collection Count	30,703	32,033	29,943	30,819	30,784
Memorial-Nottingham (15,000 sq ft)					
<i>Built 1994 (part of Lake Shore Facility)</i>					
Circulation	142,053	142,480	127,723	147,556	151,140
Attendance	59,441	64,092	64,871	68,682	62,578
Collection Count	26,295	28,530	34,545	33,660	31,480



2014	2013	2012	2011	2010
63,285	64,411	75,257	79,029	79,190
137,401	129,082	141,340	165,682	167,134
18,990	18,993	20,601	24,552	26,084
98,087	108,194	119,097	125,293	128,916
87,303	96,000	102,675	99,934	101,882
21,804	22,451	25,490	28,551	29,210
95,843	100,666	93,989	94,860	93,283
88,849	87,610	79,427	77,002	83,021
30,423	29,231	32,661	35,069	38,920
138,404	155,842	150,836	150,565	154,786
102,420	108,090	95,338	91,545	93,554
25,194	24,946	31,120	30,220	32,661
137,547	121,465	102,324	108,668	109,211
83,444	75,843	66,561	70,232	76,713
31,348	30,197	35,268	36,275	39,344
179,584	192,810	202,561	210,316	235,004
77,104	102,043	98,491	99,752	110,306
27,984	35,501	41,315	46,714	55,055

(continued)

**Cleveland Public Library**  
**Cuyahoga County**  
*Capital Assets Statistics by Neighborhood Branches (Continued)*  
*Last Ten Years*

Branch	2019	2018	2017	2016	2015
Mt. Pleasant (7,200 sq ft)					
<i>Opened 1937; renovated 1981</i>					
Circulation	56,181	48,109	39,059	45,614	55,307
Attendance	37,873	40,883	48,421	63,524	68,259
Collection Count	12,202	11,580	12,121	12,986	15,793
Rice (14,000 sq ft)					
<i>Built 2010</i>					
Circulation	143,011	123,286	109,544	126,498	148,329
Attendance	117,236	110,788	127,143	138,261	151,848
Collection Count	22,661	24,305	31,109	32,047	33,809
Rockport (9,200 sq ft)					
<i>Built 1964</i>					
Circulation	227,842	198,044	180,751	202,054	221,849
Attendance	91,863	88,030	96,452	119,422	118,786
Collection Count	30,125	32,466	31,277	41,805	48,493
South (12,300 sq ft) (2)					
<i>Built 1911; Deactivated 2013</i>					
<i>Leased space (3,688 sq ft)</i>					
<i>March 16, 2013 - November 30, 2018</i>					
<i>Reopened December 1, 2018</i>					
Circulation	124,794	95,162	85,866	100,821	101,020
Attendance	69,372	56,800	66,931	75,395	79,649
Collection Count	24,937	24,945	14,355	14,877	13,054
South Brooklyn (10,300 sq ft)					
<i>Built 1979</i>					
Circulation	200,510	183,583	178,078	209,087	223,700
Attendance	122,958	131,207	120,438	172,095	149,791
Collection Count	27,559	28,988	29,368	31,068	33,472
Sterling (6,500 sq ft)					
<i>Built 1913</i>					
Circulation	69,654	57,254	49,849	55,107	60,122
Attendance	92,950	88,992	102,649	121,163	105,686
Collection Count	15,512	15,292	16,010	17,662	18,169

2014	2013	2012	2011	2010
71,723	86,345	88,262	87,799	81,055
77,113	76,344	74,666	78,651	95,700
16,514	16,684	18,693	21,560	24,995
150,738	172,793	167,245	162,701	162,102
142,561	172,424	154,018	167,460	186,074
34,671	35,447	37,940	36,791	36,800
252,301	270,933	285,134	283,241	279,868
144,589	126,890	133,446	156,020	135,152
50,142	50,013	55,824	55,524	58,071
115,694	116,207	111,598	118,840	111,899
92,489	93,752	100,919	103,510	108,352
14,558	24,643	28,361	31,000	29,993
260,635	281,803	268,634	266,329	288,142
155,588	160,347	160,946	170,091	198,337
36,388	44,421	47,523	48,503	50,941
75,031	87,722	88,728	75,907	80,008
130,795	150,035	145,837	163,086	150,856
18,846	17,962	20,247	19,594	20,166

(continued)

**Cleveland Public Library**  
**Cuyahoga County**  
*Capital Assets Statistics by Neighborhood Branches (Continued)*  
*Last Ten Years*

Branch	2019	2018	2017	2016	2015
Union (9,200 sq ft)					
<i>Built 1982</i>					
Circulation	63,108	53,702	47,723	68,373	80,675
Attendance	69,172	67,113	63,664	70,096	74,425
Collection Count	13,412	15,017	15,380	16,480	18,902
Walz (9,600 sq ft)					
<i>Built 1967</i>					
Circulation	156,451	148,164	149,395	162,094	170,811
Attendance	68,533	84,709	96,409	103,871	94,375
Collection Count	26,444	29,030	34,411	35,695	36,880
West Park (14,800 sq ft)					
<i>Built 1928; renovated 1978</i>					
Circulation	227,328	208,714	200,895	235,179	249,414
Attendance	84,483	92,789	86,837	108,273	104,242
Collection Count	29,985	37,646	40,060	41,347	41,113
Woodland (15,300 sq ft)					
<i>Built 1961</i>					
Circulation	105,968	87,637	85,363	103,505	112,507
Attendance	85,423	91,696	104,762	93,371	84,897
Collection Count	19,208	18,306	19,365	21,877	22,263

2014	2013	2012	2011	2010
96,951	106,419	100,938	85,174	74,070
76,564	72,932	86,900	99,934	122,880
20,947	23,698	26,685	30,539	35,779
196,782	230,606	215,055	217,726	212,027
111,135	125,542	112,276	123,982	127,387
36,590	38,555	43,779	46,408	48,132
264,864	283,683	296,712	309,415	341,010
117,319	120,237	127,672	128,117	144,524
40,403	47,567	59,470	60,553	60,127
127,833	151,815	133,857	126,053	84,378
92,658	94,415	90,254	94,435	65,589
23,298	24,098	26,181	29,290	29,077

**Cleveland Public Library**  
**Cuyahoga County**  
*Capital Assets Statistics by Main Library, Lake Shore Facility and Woodland Annex*  
*Last Ten Years*

Facility	2019	2018	2017	2016	2015
Main Library (2 buildings)					
Main Building (261,223 sq ft)					
<i>Built 1925; renovated 1999</i>					
Louis Stokes Wing (267,981 sq ft)					
<i>Built 1997</i>					
Circulation	1,664,309	1,475,972	1,280,659	1,385,667	1,485,679
Attendance	411,393	401,805	444,807	449,613	485,570
Collection Count	9,983,601	9,956,603	9,913,712	9,879,685	9,860,853

Lake Shore Facility (147,200 sq ft)  
*Opened 1994 in school converted to new use*

Houses:

- Memorial-Nottingham Branch
- Ohio Library for the Blind and Physically Disabled
- Technical Services
- Book Storage
- Meeting Rooms
- Training Center
- Auditorium
- Stock Room

Woodland Annex (28,500 sq ft)  
*Added 2010 to Woodland Branch*

Houses:

- Offices for Mobile Services
- Garage for bookmobile and literacy van

Source: Cleveland Public Library; Knowledge Office

- (1) In 2018, the Branch Revitalization Project addressed critical repairs to nine branches located throughout the Library system. Branches were closed for approximately six to nine weeks.
- (2) In 2018, the South Branch Renovation Project increased square footage from 9,500 to 12,300.

---

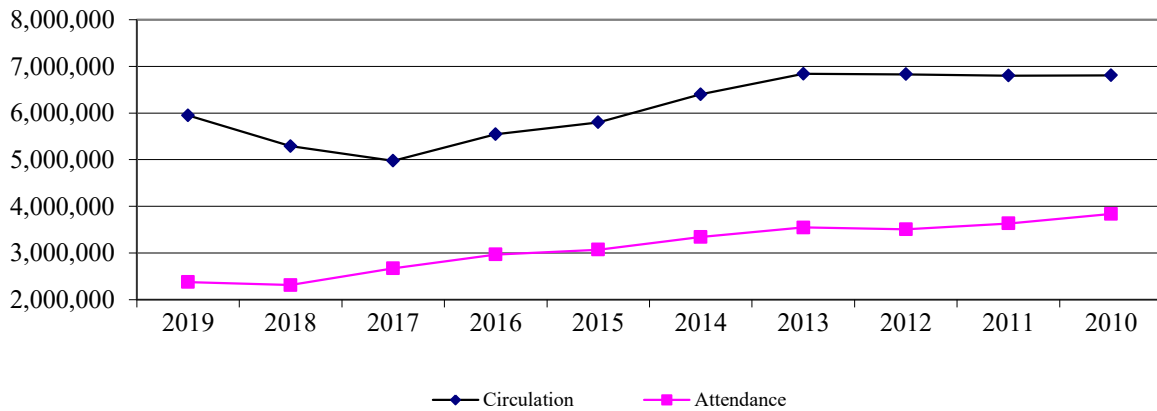
---

2014	2013	2012	2011	2010
1,585,841	1,726,353	1,852,676	1,908,246	1,975,622
524,934	548,562	559,239	570,007	636,500
9,810,719	9,785,000	9,843,117	9,883,327	10,102,807

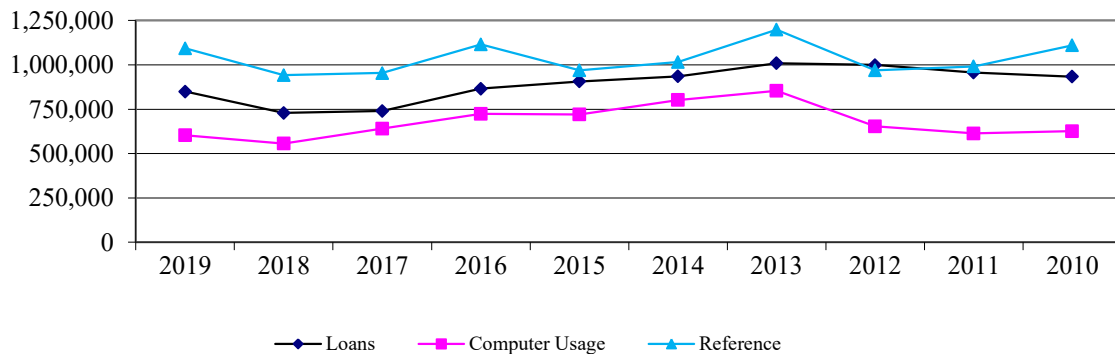
**Cleveland Public Library**  
**Cuyahoga County**  
*Operating Indicators*  
*Last Ten Years*

	2019	2018	2017	2016	2015
Total Circulation for System (1)	5,950,936	5,288,250	4,976,511	5,546,909	5,800,972
Total Attendance for System (2)	2,378,300	2,311,761	2,668,407	2,968,049	3,071,819
Loans to Other Library Systems	849,724	729,145	739,395	865,686	906,581
Computer Usage (in hours)	603,487	556,924	640,544	724,204	721,082
Reference Transactions	1,093,664	942,560	954,036	1,115,972	969,699

**Circulation and Attendance**



**Loans to Other Library Systems, Computer Usage and Reference Transactions**



Source: Cleveland Public Library; Knowledge Office

- (1) Includes eMedia, Ohio Library for the Blind and Physically Disabled and Mobile Services
- (2) Includes the Bookmobile



---

---

2014	2013	2012	2011	2010
6,399,116	6,840,905	6,830,416	6,799,839	6,809,003
3,344,078	3,545,705	3,505,208	3,632,365	3,836,924
935,317	1,009,506	999,060	957,465	933,529
802,117	853,698	653,634	613,302	625,970
1,016,860	1,199,098	969,752	991,381	1,110,555

(This page intentionally left blank)

# OHIO AUDITOR OF STATE KEITH FABER



**CLEVELAND PUBLIC LIBRARY**

**CUYAHOGA COUNTY**

**AUDITOR OF STATE OF OHIO CERTIFICATION**

This is a true and correct copy of the report, which is required to be filed pursuant to Section 117.26, Revised Code, and which is filed in the Office of the Ohio Auditor of State in Columbus, Ohio.



**Certified for Release 10/6/2020**

88 East Broad Street, Columbus, Ohio 43215  
Phone: 614-466-4514 or 800-282-0370

This report is a matter of public record and is available online at  
[www.ohioauditor.gov](http://www.ohioauditor.gov)