



OHIO AUDITOR OF STATE
KEITH FABER



**URBANA CITY SCHOOL DISTRICT
CHAMPAIGN COUNTY
JUNE 30, 2018**

TABLE OF CONTENTS

TITLE	PAGE
Independent Auditor's Report	1
Prepared by Management:	
Management's Discussion and Analysis	5
Basic Financial Statements:	
Government-wide Financial Statements:	
Statement of Net Position – Cash Basis	15
Statement of Activities – Cash Basis	16
Fund Financial Statements:	
Statement of Assets and Fund Balances – Cash Basis – Governmental Funds	17
Reconciliation of Total Governmental Fund Balances to Net Position of Governmental Activities– Cash Basis	18
Statement of Receipts, Disbursements and Changes in Fund Balances – Cash Basis – Governmental Funds	19
Reconciliation of the Statement of Receipts, Disbursements, and Changes in Fund Balances of Governmental Funds – Cash Basis to the Statement of Activities – Cash Basis	20
Statement of Receipts, Disbursements and Changes in Fund Balance – Budget and Actual (Budgetary Basis) – General Fund	21
Statement of Net Position – Cash Basis – Proprietary Fund.....	22
Statement of Receipts, Disbursements and Change in Net Position – Cash Basis – Proprietary Fund	23
Statement of Fiduciary Net Position – Cash Basis – Fiduciary Funds	24
Statement of Change in Fiduciary Net Position – Cash Basis – Fiduciary Fund.....	25
Notes to the Basic Financial Statements.....	27

**URBANA CITY SCHOOL DISTRICT
CHAMPAIGN COUNTY
JUNE 30, 2018**

**TABLE OF CONTENTS
(Continued)**

TITLE	PAGE
Schedule of Expenditures of Federal Awards For the Fiscal Year Ended June 30, 2018	65
Notes to the Schedule of Expenditures of Federal Awards.....	66
Independent Auditor's Report on Internal Control Over Financial Reporting and on Compliance and Other Matters Required by <i>Government Auditing Standards</i>	67
Independent Auditor's Report on Compliance with Requirements Applicable to Each Major Federal Program and on Internal Control Over Compliance Required by the Uniform Guidance	69
Schedule of Findings.....	72
Prepared by Management:	
Summary Schedule of Prior Audit Findings.....	75
Corrective Action Plan	76

OHIO AUDITOR OF STATE KEITH FABER



One First National Plaza
130 West Second Street, Suite 2040
Dayton, Ohio 45402-1502
(937) 285-6677 or (800) 443-9274
WestRegion@ohioauditor.gov

INDEPENDENT AUDITOR'S REPORT

Urbana City School District
Champaign County
711 Wood Street
Urbana, Ohio 43078

To the Board of Education:

Report on the Financial Statements

We have audited the accompanying cash-basis financial statements of the governmental activities, each major fund, and the aggregate remaining fund information of the Urbana City School District, Champaign County, Ohio (the District), as of and for the fiscal year ended June 30, 2018, and the related notes to the financial statements, which collectively comprise the District's basic financial statements as listed in the table of contents.

Management's Responsibility for the Financial Statements

Management is responsible for preparing and fairly presenting these financial statements in accordance with the cash accounting basis Note 2 describes. This responsibility includes determining that the cash accounting basis is acceptable for the circumstances. Management is also responsible for designing, implementing and maintaining internal control relevant to preparing and fairly presenting financial statements that are free from material misstatement, whether due to fraud or error.

Auditor's Responsibility

Our responsibility is to opine on these financial statements based on our audit. We audited in accordance with auditing standards generally accepted in the United States of America and the financial audit standards in the Comptroller General of the United States' *Government Auditing Standards*. Those standards require us to plan and perform the audit to reasonably assure the financial statements are free from material misstatement.

An audit requires obtaining evidence about financial statement amounts and disclosures. The procedures selected depend on our judgment, including assessing the risks of material financial statement misstatement, whether due to fraud or error. In assessing those risks, we consider internal control relevant to the District's preparation and fair presentation of the financial statements in order to design audit procedures that are appropriate in the circumstances, but not to the extent needed to opine on the effectiveness of the District's internal control. Accordingly, we express no such opinion. An audit also includes evaluating the appropriateness of management's accounting policies and the reasonableness of their significant accounting estimates, as well as our evaluation of the overall financial statement presentation.

We believe the audit evidence we obtained is sufficient and appropriate to support our audit opinions.

Efficient • Effective • Transparent

Opinion

In our opinion, the financial statements referred to above present fairly, in all material respects, the respective cash financial position of the governmental activities, each major fund, and the aggregate remaining fund information of the Urbana City School District, Champaign County, Ohio, as of June 30, 2018, and the respective changes in cash financial position and the budgetary comparison for the General fund thereof for the fiscal year then ended in accordance with the accounting basis described in Note 2.

Accounting Basis

Ohio Administrative Code § 117-2-03(B) requires the District to prepare its annual financial report in accordance with accounting principles generally accepted in the United States of America. We draw attention to Note 2 of the financial statements, which describes the basis applied to these statements. The financial statements are prepared on the cash basis of accounting, which is a basis other than generally accepted accounting principles. We did not modify our opinion regarding this matter.

Other Matters

Supplementary Information

Our audit was conducted to opine on the financial statements taken as a whole.

The Schedule of Expenditures of Federal Awards presents additional analysis as required by Title 2 U.S. Code of Federal Regulations (CFR) Part 200, Uniform Administrative Requirements, Cost Principles, and Audit Requirements for Federal Awards and is not a required part of the financial statements.

The schedule is management's responsibility, and derives from and relates directly to the underlying accounting and other records used to prepare the basic financial statements. We subjected this schedule to the auditing procedures we applied to the basic financial statements. We also applied certain additional procedures, including comparing and reconciling this schedule directly to the underlying accounting and other records used to prepare the basic financial statements or to the basic financial statements themselves, and in accordance with auditing standards generally accepted in the United States of America. In our opinion, this schedule is fairly stated in all material respects in relation to the basic financial statements taken as a whole.

Other Information

We applied no procedures to management's discussion & analysis as listed in the table of contents. Accordingly, we express no opinion or any other assurance on it.

Other Reporting Required by Government Auditing Standards

In accordance with *Government Auditing Standards*, we have also issued our report dated July 8, 2019, on our consideration of the District's internal control over financial reporting and our tests of its compliance with certain provisions of laws, regulations, contracts and grant agreements and other matters. That report describes the scope of our internal control testing over financial reporting and compliance, and the results of that testing, and does not opine on internal control over financial reporting or on compliance. That report is an integral part of an audit performed in accordance with *Government Auditing Standards* in considering the District's internal control over financial reporting and compliance.



Keith Faber
Auditor of State
Columbus, Ohio

July 8, 2019

This page intentionally left blank.

**URBANA CITY SCHOOL DISTRICT
CHAMPAIGN COUNTY, OHIO**

**MANAGEMENT'S DISCUSSION AND ANALYSIS
FOR THE FISCAL YEAR ENDED JUNE 30, 2018
(UNAUDITED)**

The discussion and analysis of the Urbana City School District's (the "District") financial performance provides an overall review of the District's financial activities for the fiscal year ended June 30, 2018. The intent of this discussion and analysis is to look at the District's financial performance as a whole. Readers should also review the basic financial statements and the notes to the basic financial statements to enhance their understanding of the District's financial performance.

Financial Highlights

Key financial highlights for 2018 are as follows:

- In total, the net position of governmental activities decreased \$13,317,142, which represents a 28.62% decrease from 2017.
- General receipts accounted for \$44,639,740 in receipts or 88.56% of all receipts. Program specific receipts in the form of charges for services and sales, grants and contributions accounted for \$5,769,112 or 11.44% of all receipts.
- The District had \$63,725,994 in cash disbursements related to governmental activities; \$5,769,112 of these disbursements were offset by program specific charges for services, grants or contributions. General receipts supporting governmental activities (primarily taxes and unrestricted grants and entitlements) of \$44,639,740 were not adequate to provide for these programs.
- The District's major governmental funds are the general fund, the building fund and the classroom facilities fund. The general fund had \$24,488,906 in receipts and other financing sources and \$23,787,600 in disbursements and other financing uses. During fiscal year 2018, the general fund's fund balance increased \$701,306 from a balance of \$9,516,238 to a balance of \$10,217,544.
- The building fund had \$68,957 in receipts and \$2,909,063 in disbursements. During fiscal year 2018, the building fund's fund balance decreased \$2,840,106 from a balance of \$6,524,599 to a balance of \$3,684,493.
- The classroom facilities fund had \$20,732,185 in receipts and \$31,403,726 in disbursements. During fiscal year 2018, the classroom facilities fund's fund balance decreased \$10,671,541 from a balance of \$25,129,709 to a balance of \$14,458,168.

Using the Cash Basis Basic Financial Statements

This annual report is presented in a format consistent with the presentation requirements of the Governmental Accounting Standards Board (GASB) Statement No. 34, as applicable to the District's cash basis of accounting.

The statement of net position – cash basis and statement of activities – cash basis provide information about the activities of the District as a whole, presenting an aggregate view of the District's cash-basis finances. Fund financial statements provide the next level of detail. For governmental funds, these statements tell how services were financed in the short-term as well as what remains for future spending. The fund financial statements also look at the District's most significant funds with all other nonmajor funds presented in total in one column. In the case of the District, there are three major funds. The general fund is the largest major fund.

**URBANA CITY SCHOOL DISTRICT
CHAMPAIGN COUNTY, OHIO**

MANAGEMENT'S DISCUSSION AND ANALYSIS
FOR THE FISCAL YEAR ENDED JUNE 30, 2018
(UNAUDITED)
(Continued)

Reporting the District as a Whole

Statement of Net Position – Cash Basis and the Statement of Activities – Cash Basis

The statement of net position – cash basis and the statement of activities – cash basis answer the question, “How did the District perform financially during 2018?” These statements include only the District’s net position using the cash basis of accounting, which is a financial reporting framework other than accounting principles generally accepted in the United States of America. This basis of accounting takes into account only the current year’s receipts and disbursements if the cash is actually received or paid.

These two statements report the District’s net position and changes in net position on a cash basis. This change in net cash position is important because it tells the reader that, for the District as a whole, the cash basis financial position of the District has improved or diminished. The causes of this change may be the result of many factors, some financial, some not. Non-financial factors include the District’s property tax base, current property tax laws in Ohio restricting revenue growth, facility conditions, required educational programs and other factors.

As a result of the use of this cash basis of accounting, certain assets and deferred outflows of resources, liabilities and deferred inflows of resources, and the effects of these items on revenues and expenses are not recorded in these financial statements. Therefore, when reviewing the financial information and discussion within this annual report, the reader should keep in mind the limitations resulting from the use of the cash basis of accounting.

In the statement of net position – cash basis and statement of activities – cash basis, the governmental activities include the District’s programs and services, including instruction, support services, operation and maintenance of plant, pupil transportation, extracurricular activities, and food service operations.

The District’s statement of net position – cash basis and statement of activities – cash basis can be found on pages 15-16 of this report.

Reporting the District’s Most Significant Funds

Fund Financial Statements

The analysis of the District’s major governmental funds begins on page 10. Fund financial reports provide detailed information about the District’s major funds. The District uses many funds to account for a multitude of financial transactions. However, these fund financial statements focus on the District’s most significant funds. The District’s major governmental funds are the general fund, the building fund and the classroom facilities fund.

Governmental Funds

Most of the District’s activities are reported in governmental funds, which focus on how money flows into and out of those funds and the balances left at year-end available for spending in future periods. These funds are reported using the cash basis of accounting, which is a financial reporting framework other than accounting principles generally accepted in the United States of America. The governmental fund statements provide a detailed view of the District’s operations and the basic services it provides. Governmental fund information helps to determine whether there are more or fewer cash basis financial resources that can be readily spent to finance various District programs. The relationship (or differences) between governmental activities (reported in the statement of net position – cash basis and statement of activities – cash basis) and governmental funds is reconciled in the basic financial statements. The basic governmental fund financial statements can be found on pages 17-20 of this report.

**URBANA CITY SCHOOL DISTRICT
CHAMPAIGN COUNTY, OHIO**

MANAGEMENT'S DISCUSSION AND ANALYSIS
FOR THE FISCAL YEAR ENDED JUNE 30, 2018
(UNAUDITED)
(Continued)

Proprietary Funds

The District maintains a proprietary fund. Internal service funds are an accounting device used to accumulate and allocate costs internally among the District's various functions. The District's internal service fund accounts for medical/surgical benefits self-insurance. The basic proprietary fund financial statements can be found on pages 22-23 of this report.

Reporting the District's Fiduciary Responsibilities

The District is the trustee, or fiduciary, for its scholarship programs. This activity is presented as a private-purpose trust fund. The District also acts in a trustee capacity as an agent for individuals or other entities. These activities are reported in agency funds. All of the District's fiduciary activities are reported in separate statements of fiduciary net position – cash basis and changes in fiduciary net position – cash basis on pages 24 and 25. These activities are excluded from the District's other financial statements because the assets cannot be utilized by the District to finance its operations.

Notes to the Basic Financial Statements

The notes provide additional information that is essential to a full understanding of the data provided in the government-wide and fund financial statements. These notes to the basic financial statements can be found on pages 27-63 of this report.

The District as a Whole

The table below provides a summary of the District's net position – cash basis at June 30, 2018 and June 30, 2017.

	Net Position - Cash Basis	
	Governmental Activities 2018	Governmental Activities 2017
	<u>2018</u>	<u>2017</u>
<u>Assets</u>		
Equity in pooled cash and investments	\$ 32,838,871	\$ 46,523,785
Cash in segregated accounts	<u>367,772</u>	<u>-</u>
Total assets	<u>33,206,643</u>	<u>46,523,785</u>
<u>Net Cash Position</u>		
Restricted	21,316,975	34,502,260
Unrestricted	<u>11,889,668</u>	<u>12,021,525</u>
Total net cash position	<u>\$ 33,206,643</u>	<u>\$ 46,523,785</u>

Total net position of the District decreased \$13,317,142, which represents a 28.62% decrease from the District's net position at June 30, 2017. A portion of the District's net position, \$21,316,975, represents resources that are subject to external restriction on how they may be used. The remaining balance of unrestricted net position of \$11,889,668 may be used to meet the District's ongoing obligations to the students and creditors.

**URBANA CITY SCHOOL DISTRICT
CHAMPAIGN COUNTY, OHIO**

**MANAGEMENT'S DISCUSSION AND ANALYSIS
FOR THE FISCAL YEAR ENDED JUNE 30, 2018
(UNAUDITED)
(Continued)**

The table below shows the change in cash basis net position for fiscal years 2018 and 2017.

	Change in Net Position - Cash Basis	
	Governmental Activities 2018	Governmental Activities 2017
<u>Receipts:</u>		
Program revenues:		
Charges for services and sales	\$ 1,907,186	\$ 1,696,902
Operating grants and contributions	3,861,926	3,721,929
General revenues:		
Property taxes	11,533,382	11,347,965
Grants and entitlements	32,510,662	22,564,031
Investment earnings	395,603	99,079
Other	200,093	93,906
Total receipts	<u>50,408,852</u>	<u>39,523,812</u>
<u>Disbursements:</u>		
Program disbursements:		
Instruction:		
Regular	11,728,526	11,475,778
Special	5,646,552	5,192,317
Vocational	372,034	395,624
Other	89,469	51,598
Support services:		
Pupil	2,039,901	1,939,913
Instructional staff	793,934	724,088
Board of education	28,228	27,431
Administration	1,784,818	1,722,722
Fiscal	645,588	648,462
Business	374,971	374,190
Operations and maintenance	1,342,294	1,339,024
Pupil transportation	869,967	737,790
Central	124,415	126,066
Operations of non-instructional services:		
Food service operations	1,012,282	1,049,019
Other non-instructional services	20,329	105,135
Extracurricular activities	611,053	656,403
Facilities acquisition and construction	34,363,048	12,981,066
Debt service:		
Principal retirement	831,888	730,258
Interest and fiscal charges	1,046,697	1,082,284
Total disbursements	<u>63,725,994</u>	<u>41,359,168</u>
Change in net position	(13,317,142)	(1,835,356)
Net cash position at beginning of year	<u>46,523,785</u>	<u>48,359,141</u>
Net cash position at end of year	<u>\$ 33,206,643</u>	<u>\$ 46,523,785</u>

**URBANA CITY SCHOOL DISTRICT
CHAMPAIGN COUNTY, OHIO**

MANAGEMENT'S DISCUSSION AND ANALYSIS
FOR THE FISCAL YEAR ENDED JUNE 30, 2018
(UNAUDITED)
(Continued)

Governmental Activities


The net position of the District's governmental activities decreased \$13,317,142. Total governmental disbursements of \$63,725,994 were offset by program receipts of \$5,769,112 and general receipts of \$44,639,740. Program receipts supported 9.05% of the total governmental disbursements.

The primary sources of receipts for governmental activities are derived from property taxes, unrestricted grants and entitlements and grants restricted by the Ohio Facilities Construction Commission. These receipts represent 87.37% of total governmental receipts.

The largest category of the District's disbursements is for facilities acquisition and construction. Facilities acquisition and construction disbursements totaled \$34,363,048 or 53.92% of total governmental disbursements for fiscal 2018.

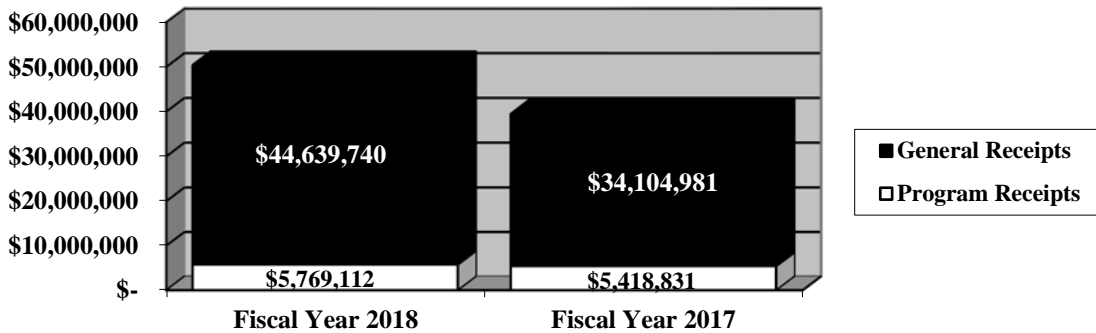
The graph below presents the District's governmental activities receipts and disbursements for fiscal years 2018 and 2017.

Governmental Activities - Receipts and Disbursements



The graph below presents the District's governmental activities receipts for fiscal years 2018 and 2017.

Governmental Activities - General and Program Receipts



The statement of activities – cash basis shows the cost of program services and the charges for services and grants offsetting those services. The following table shows, for governmental activities, the total cost of services and the net cost of services. That is, it identifies the cost of these services supported by tax receipts and unrestricted State grants and entitlements.

**URBANA CITY SCHOOL DISTRICT
CHAMPAIGN COUNTY, OHIO**

MANAGEMENT'S DISCUSSION AND ANALYSIS
FOR THE FISCAL YEAR ENDED JUNE 30, 2018
(UNAUDITED)
(Continued)

	Governmental Activities			
	Total Cost of Services	Net Cost of Services	Total Cost of Services	Net Cost of Services
	<u>2018</u>	<u>2018</u>	<u>2017</u>	<u>2017</u>
<u>Program disbursements:</u>				
Instruction:				
Regular	\$ 11,728,526	\$ 10,540,343	\$ 11,475,778	\$ 10,621,486
Special	5,646,552	2,721,487	5,192,317	2,400,059
Vocational	372,034	212,328	395,624	262,934
Other	89,469	89,469	51,598	51,598
Support services:				
Pupil	2,039,901	2,039,901	1,939,913	1,919,495
Instructional staff	793,934	784,934	724,088	715,088
Board of education	28,228	28,228	27,431	27,431
Administration	1,784,818	1,784,818	1,722,722	1,722,722
Fiscal	645,588	645,588	648,462	648,462
Business	374,971	246,733	374,190	220,499
Operations and maintenance	1,342,294	1,335,876	1,339,024	1,327,146
Pupil transportation	869,967	749,600	737,790	632,437
Central	124,415	124,415	126,066	126,066
Operations of non-instructional services				
Food service operations	1,012,282	11,617	1,049,019	7,444
Other non-instructional services	20,329	20,329	105,135	102,071
Extracurricular activities	611,053	379,583	656,403	361,791
Facilities acquisition and construction	34,363,048	34,363,048	12,981,066	12,981,066
Debt service:				
Principal retirement	831,888	831,888	730,258	730,258
Interest and fiscal charges	<u>1,046,697</u>	<u>1,046,697</u>	<u>1,082,284</u>	<u>1,082,284</u>
Total disbursements	<u>\$ 63,725,994</u>	<u>\$ 57,956,882</u>	<u>\$ 41,359,168</u>	<u>\$ 35,940,337</u>

The dependence upon tax and other general receipts for governmental activities is apparent, 76.04% of instruction activities are supported through taxes and other general receipts. For all governmental activities, general receipt support is 90.95%.

The District's Funds

The District's governmental funds reported a combined fund balance of \$31,497,788, which is lower than last year's total of \$44,017,750.

**URBANA CITY SCHOOL DISTRICT
CHAMPAIGN COUNTY, OHIO**

MANAGEMENT'S DISCUSSION AND ANALYSIS
FOR THE FISCAL YEAR ENDED JUNE 30, 2018
(UNAUDITED)
(Continued)

The schedule below indicates the fund balance and the total change in fund balance as of June 30, 2018 and 2017.

	Fund Balance June 30, 2018	Fund Balance June 30, 2017	Increase/ (Decrease)	Percentage Change
General	\$ 10,217,544	\$ 9,516,238	\$ 701,306	7.37 %
Building	3,684,493	6,524,599	(2,840,106)	(43.53) %
Classroom Facilities	14,458,168	25,129,709	(10,671,541)	(42.47) %
Nonmajor Governmental	<u>3,137,583</u>	<u>2,847,204</u>	<u>290,379</u>	<u>10.20 %</u>
Total	<u>\$ 31,497,788</u>	<u>\$ 44,017,750</u>	<u>\$ (12,519,962)</u>	<u>(28.44) %</u>

An analysis of the receipts and disbursements of the general fund is provided in the section below.

General Fund

The District's general fund balance increased \$701,306. Tax receipts increased 1.81% or \$161,633 during 2018. The District received a \$9,073 increase in interest payments during 2018 compared to 2017. A 34.40% increase in tuition receipts during 2018 resulted from increases in tuition payments received for open enrollment and from increases in special education tuition. A 1.01% or \$140,248 decrease in intergovernmental receipts during 2018 resulted from decreased state reimbursements received during the fiscal year.

During fiscal year 2018, a \$475,771 increase in disbursements for instruction resulted from higher wages and benefits paid from the general fund during the year. Support services disbursements increased 0.58% due primarily to higher disbursements for administration, pupil transportation, and instructional staff services. Facilities acquisition and construction disbursements decreased \$969,456 from fiscal year 2017 to 2018, because the District purchased less capital assets from the general fund during the current fiscal year.

The table that follows assists in illustrating the financial activities of the general fund.

	2018 Amount	2017 Amount	Increase/ (Decrease)	Percentage Change
<u>Receipts</u>				
Taxes	\$ 9,106,549	\$ 8,944,916	\$ 161,633	1.81 %
Tuition	1,235,411	919,202	316,209	34.40 %
Earnings on investments	61,404	52,331	9,073	17.34 %
Other revenues	317,448	367,218	(49,770)	(13.55) %
Intergovernmental	<u>13,691,579</u>	<u>13,831,827</u>	<u>(140,248)</u>	<u>(1.01) %</u>
Total	<u>\$ 24,412,391</u>	<u>\$ 24,115,494</u>	<u>\$ 296,897</u>	<u>1.23 %</u>
<u>Disbursements</u>				
Instruction	\$ 15,941,220	\$ 15,465,449	\$ 475,771	3.08 %
Support services	7,411,626	7,368,681	42,945	0.58 %
Non-instructional services	18,525	98,168	(79,643)	(81.13) %
Extracurricular activities	384,950	386,353	(1,403)	(0.36) %
Facilities acquisition and construction	<u>11,279</u>	<u>980,735</u>	<u>(969,456)</u>	<u>(98.85) %</u>
Total	<u>\$ 23,767,600</u>	<u>\$ 24,299,386</u>	<u>\$ (531,786)</u>	<u>(2.19) %</u>

**URBANA CITY SCHOOL DISTRICT
CHAMPAIGN COUNTY, OHIO**

MANAGEMENT'S DISCUSSION AND ANALYSIS
FOR THE FISCAL YEAR ENDED JUNE 30, 2018
(UNAUDITED)
(Continued)

Building Fund

The building fund had \$68,957 in receipts and \$2,909,063 in disbursements. During fiscal year 2018, the building fund's fund balance decreased \$2,840,106 from a balance of \$6,524,599 to a balance of \$3,684,493.

Classroom Facilities Fund

The classroom facilities fund had \$20,732,185 in receipts and \$31,403,726 in disbursements. During fiscal year 2018, the classroom facilities fund's fund balance decreased \$10,671,541 from a balance of \$25,129,709 to a balance of \$14,458,168.

General Fund Budgeting Highlights

The District's budget is prepared according to Ohio law and is based on accounting for certain transactions on a basis of cash receipts, disbursements and encumbrances. The most significant budgeted fund is the general fund.

For the general fund, original and final budgeted receipts and other financing sources were \$22,400,000. Actual revenues and other financing sources for fiscal year 2018 totaled \$24,388,268. This represents a \$1,988,268 increase from final budgeted revenues for 2018.

General fund original appropriations and final appropriations (appropriated disbursements including other financing uses) totaled \$26,534,269 and \$26,634,269, respectively. The actual budget basis disbursements and other financing uses for fiscal year 2018 totaled \$24,054,031, which represents a \$2,580,238 decrease from the final budget.

Capital Assets and Debt Administration

Capital Assets

The District does not report capital assets in the accompanying cash basis financial statements, but records payments for capital assets as disbursements when purchased. The District had facilities acquisition and construction disbursements of \$34,363,048 during the fiscal year.

Debt Administration

At June 30, 2018, the District had \$29,225,000 in general obligation bonds and \$312,586 in lease-purchase agreements outstanding. The following table summarizes the bonds and leases outstanding at 2018 and 2017. Of this total, \$826,412 is due within one year and \$28,711,174 is due within greater than one year. The following table summarizes the liabilities outstanding.

	Outstanding Debt, Year-End	
	Governmental Activities	Governmental Activities
	2018	2017
General obligation bonds	\$ 29,225,000	\$ 29,915,000
Lease-purchase agreements	312,586	31,974
Total	\$ 29,537,586	\$ 29,946,974

See Note 7 to the basic financial statements for detail on the District's debt administration.

**URBANA CITY SCHOOL DISTRICT
CHAMPAIGN COUNTY, OHIO**

MANAGEMENT'S DISCUSSION AND ANALYSIS
FOR THE FISCAL YEAR ENDED JUNE 30, 2018
(UNAUDITED)
(Continued)

Current Related Financial Activities

For many, many years, the District has had the need to update its facilities to streamline operations and to enhance learning space design for students. The Board of Education and administration have been working with the Ohio Facilities Construction Commission (OFCC) to develop a master facilities plan. As a result of the State refinancing other projects, the District was offered its State allocation in the spring of 2008, which the District deferred, recognizing the need to pass an operating levy and has declined in subsequent years for similar reasons. As a result of the 61% figure shown in September of 2013, the board voted to move forward with a community engagement process to determine the need and desire for new facilities. A Facility Steering Committee was convened and met over several months and presented a Master Plan to build a PK – 8 building and a new 9 – 12 building. The Board approved this master plan in June of 2014 and in July of 2014, voted to place a 7.15 mill bond issue on the ballot for November of 2014. This bond issued passed and the District began the process of securing funding for the project. A \$31,355,000 bond sale was held in March of 2016 to provide the local portion of the project, plus locally funding initiatives not included in the funding provided by OFCC. As a part of this process, the District secured a credit rating of A+ from Standard and Poor's. Debt repayments began in December of 2016. Throughout fiscal year 2017, the District worked through the building design process and construction work schedules for the new facilities. The District found it necessary to purchase land to build the PK-8 facility. The purchase of just under seventy acres was completed in fiscal year 2017 at a cost of \$925,000. General fund reserves were used to make this purchase. This purchase did result in higher than normal expenditures for the fiscal year. The new high school building opened in April of 2018. The new PK-8 building is scheduled to open in September of 2018. In cooperation with the Champaign Economic Partnership and the City of Urbana, the District is working with Flaherty & Collins, a group dedicated to the renovation of historic buildings, on selling North and South Elementary for redevelopment as affordable senior housing.

The District renewed a 5.9 mill operating renewal levy in November 2016 for five years and renewed the 14.8 mill operating levy in calendar year 2017 for a continuing period of time. The 9.75 mill operating levy was renewed for a continuing period of time in November of 2017. The 5.9 mill operating levy remains to be renewed. The District also has a permanent improvement levy of 3.5 mills. This levy is also a continuing levy.

The biggest and most exciting challenges for our District in the coming years will focus on the opening of our new buildings. Our students will experience bright new learning environments with enhanced technology and modern equipment. Significant training and professional development will be provided to staff as the buildings are opened and throughout the year. The District is committed to living within its financial means and working with the community it serves in order to maintain adequate resources to support its educational programs. It is very important that the Board and Administration continue to carefully and prudently plan in order to provide the resources necessary to meet the needs of the students in the future.

Contacting the District's Financial Management

This financial report is designed to provide our citizens, taxpayers, and investors and creditors with a general overview of the District's finances and to show the District's accountability for the money it receives. If you have questions about this report or need additional financial information contact Ms. Mandy Hildebrand, Treasurer, Urbana City School District, 711 Wood St., Urbana, Ohio 43078.

This page intentionally left blank.

**URBANA CITY SCHOOL DISTRICT
CHAMPAIGN COUNTY, OHIO**

STATEMENT OF NET POSITION - CASH BASIS
JUNE 30, 2018

	Governmental Activities
Assets:	
Equity in pooled cash and investments	\$ 32,838,871
Cash in segregated accounts.	367,772
Total assets	33,206,643
 Net cash position:	
Restricted for:	
Capital projects	19,140,564
Classroom facilities maintenance	498,881
Debt service.	1,359,228
State funded programs.	116,984
Federally funded programs	156
Student activities	144,554
Other purposes	56,608
Unrestricted	11,889,668
Total net cash position	\$ 33,206,643

SEE ACCOMPANYING NOTES TO THE BASIC FINANCIAL STATEMENTS

**URBANA CITY SCHOOL DISTRICT
CHAMPAIGN COUNTY, OHIO**

STATEMENT OF ACTIVITIES - CASH BASIS
FOR THE FISCAL YEAR ENDED JUNE 30, 2018

	<u>Program Receipts</u>			Net (Disbursements) Receipts and Change in Net cash position
	<u>Disbursements</u>	<u>Charges for Services and Sales</u>	<u>Operating Grants and Contributions</u>	<u>Governmental Activities</u>
Governmental activities:				
Instruction:				
Regular	\$ 11,728,526	\$ 1,075,430	\$ 112,753	\$ (10,540,343)
Special	5,646,552	238,165	2,686,900	(2,721,487)
Vocational	372,034	3,050	156,656	(212,328)
Other	89,469	-	-	(89,469)
Support services:				
Pupil.	2,039,901	-	-	(2,039,901)
Instructional staff	793,934	-	9,000	(784,934)
Board of education	28,228	-	-	(28,228)
Administration.	1,784,818	-	-	(1,784,818)
Fiscal.	645,588	-	-	(645,588)
Business.	374,971	117,153	11,085	(246,733)
Operations and maintenance	1,342,294	6,418	-	(1,335,876)
Pupil transportation.	869,967	-	120,367	(749,600)
Central	124,415	-	-	(124,415)
Operation of non-instructional services:				
Food service operations	1,012,282	252,253	748,412	(11,617)
Other non-instructional services	20,329	-	-	(20,329)
Extracurricular activities.	611,053	214,717	16,753	(379,583)
Facilities acquisition and construction.				
	34,363,048	-	-	(34,363,048)
Debt service:				
Principal retirement	831,888	-	-	(831,888)
Interest and fiscal charges.	1,046,697	-	-	(1,046,697)
Total governmental activities	\$ 63,725,994	\$ 1,907,186	\$ 3,861,926	(57,956,882)

General receipts:

Property taxes levied for:	
General purposes.	9,106,549
Debt service.	1,944,223
Capital projects	482,610
Grants and entitlements not restricted to specific programs.	12,133,860
Grants and entitlements restricted for Ohio Facilities Construction Commission	20,376,802
Investment earnings.	395,603
Miscellaneous.	200,093
Total general receipts	44,639,740
Change in net cash position.	(13,317,142)
Net cash position at beginning of year	46,523,785
Net cash position at end of year.	\$ 33,206,643

SEE ACCOMPANYING NOTES TO THE BASIC FINANCIAL STATEMENTS

**URBANA CITY SCHOOL DISTRICT
CHAMPAIGN COUNTY, OHIO**

STATEMENT OF ASSETS AND FUND BALANCES - CASH BASIS
GOVERNMENTAL FUNDS
JUNE 30, 2018

	<u>General</u>	<u>Building</u>	<u>Classroom Facilities</u>	<u>Nonmajor Governmental Funds</u>	<u>Total Governmental Funds</u>
Assets:					
Equity in pooled cash and investments	\$ 10,216,796	\$ 3,655,689	\$ 14,119,200	\$ 3,137,583	\$ 31,129,268
Cash in segregated accounts	-	28,804	338,968	-	367,772
Restricted assets:					
Equity in pooled cash and investments	748	-	-	-	748
Total assets	<u>\$ 10,217,544</u>	<u>\$ 3,684,493</u>	<u>\$ 14,458,168</u>	<u>\$ 3,137,583</u>	<u>\$ 31,497,788</u>
Fund balances:					
Nonspendable:					
Unclaimed monies	\$ 32,955	\$ -	\$ -	\$ -	\$ 32,955
Restricted:					
Debt service	-	-	-	1,359,228	1,359,228
Capital improvements	-	3,684,493	14,458,168	997,903	19,140,564
Classroom facilities maintenance	-	-	-	498,881	498,881
Food service operations	-	-	-	55,860	55,860
Non-public schools	-	-	-	120	120
Special education	-	-	-	113	113
Targeted academic assistance	-	-	-	43	43
Other purposes.	-	-	-	116,864	116,864
Extracurricular	-	-	-	144,554	144,554
School bus purchase	748	-	-	-	748
Committed:					
Termination benefits.	458,845	-	-	-	458,845
Assigned:					
Student instruction	219,467	-	-	-	219,467
Student and staff support.	292,128	-	-	-	292,128
Subsequent year's appropriations	6,082,000	-	-	-	6,082,000
School supplies	7,735	-	-	-	7,735
Other purposes.	3,619	-	-	-	3,619
Unassigned (Deficit)	3,120,047	-	-	(35,983)	3,084,064
Total fund balances	<u>\$ 10,217,544</u>	<u>\$ 3,684,493</u>	<u>\$ 14,458,168</u>	<u>\$ 3,137,583</u>	<u>\$ 31,497,788</u>

SEE ACCOMPANYING NOTES TO THE BASIC FINANCIAL STATEMENTS

**URBANA CITY SCHOOL DISTRICT
CHAMPAIGN COUNTY, OHIO**

RECONCILIATION OF TOTAL GOVERNMENTAL FUND BALANCES TO
NET POSITION OF GOVERNMENTAL ACTIVITIES - CASH BASIS
JUNE 30, 2018

Total governmental fund balances	\$	31,497,788
---	----	------------

Amounts reported for governmental activities on the statement of net position are different because:

An internal service fund is used by management to charge the costs of insurance to individual funds. The assets of the internal service fund are included in governmental activities on the statement of net position - cash basis.

1,708,855

Net cash position of governmental activities	\$	<u>33,206,643</u>
---	----	-------------------

SEE ACCOMPANYING NOTES TO THE BASIC FINANCIAL STATEMENTS

**URBANA CITY SCHOOL DISTRICT
CHAMPAIGN COUNTY, OHIO**

STATEMENT OF RECEIPTS, DISBURSEMENTS, AND CHANGES IN FUND BALANCES - CASH BASIS
GOVERNMENTAL FUNDS
FOR THE FISCAL YEAR ENDED JUNE 30, 2018

	<u>General</u>	<u>Building</u>	<u>Classroom Facilities</u>	<u>Nonmajor Governmental Funds</u>	<u>Total Governmental Funds</u>
Receipts:					
From local sources:					
Property taxes	\$ 9,106,549	\$ -	\$ -	\$ 2,426,833	\$ 11,533,382
Tuition	1,235,411	-	-	-	1,235,411
Earnings on investments	61,404	68,360	254,328	12,003	396,095
Charges for services	-	-	-	252,253	252,253
Extracurricular	160,462	-	-	195,172	355,634
Classroom materials and fees	57,470	-	-	-	57,470
Rental income	6,418	-	-	-	6,418
Contributions and donations	49,788	-	-	15,298	65,086
Other local revenues	43,310	597	101,055	20,131	165,093
Intergovernmental - intermediate	216,017	-	-	-	216,017
Intergovernmental - state	13,475,562	-	20,376,802	319,204	34,171,568
Intergovernmental - federal	-	-	-	1,954,321	1,954,321
Total receipts	<u>24,412,391</u>	<u>68,957</u>	<u>20,732,185</u>	<u>5,195,215</u>	<u>50,408,748</u>
Disbursements:					
Current:					
Instruction:					
Regular	11,153,832	-	-	127,209	11,281,041
Special	4,342,540	-	-	1,216,111	5,558,651
Vocational	355,379	-	-	8,695	364,074
Other	89,469	-	-	-	89,469
Support services:					
Pupil	1,973,671	-	-	-	1,973,671
Instructional staff	619,175	-	-	163,860	783,035
Board of education	28,228	-	-	-	28,228
Administration	1,718,747	-	-	-	1,718,747
Fiscal	555,185	-	-	74,529	629,714
Business	362,073	-	-	-	362,073
Operations and maintenance	1,286,567	-	-	-	1,286,567
Pupil transportation	743,565	-	-	107,924	851,489
Central	124,415	-	-	-	124,415
Operation of non-instructional services:					
Food service operations	-	-	-	1,012,282	1,012,282
Other operation of non-instructional	18,525	-	-	-	18,525
Extracurricular activities	384,950	-	-	220,146	605,096
Facilities acquisition and construction	11,279	2,909,063	31,403,726	38,980	34,363,048
Capital outlay	-	-	-	422,500	422,500
Debt service:					
Principal retirement	-	-	-	831,888	831,888
Interest and fiscal charges	-	-	-	1,046,697	1,046,697
Total disbursements	<u>23,767,600</u>	<u>2,909,063</u>	<u>31,403,726</u>	<u>5,270,821</u>	<u>63,351,210</u>
Excess (deficiency) of receipts over (under) disbursements	<u>644,791</u>	<u>(2,840,106)</u>	<u>(10,671,541)</u>	<u>(75,606)</u>	<u>(12,942,462)</u>
Other financing sources (uses):					
Transfers in	-	-	-	131,749	131,749
Transfers (out)	-	-	-	(131,749)	(131,749)
Advances in	76,515	-	-	20,000	96,515
Advances (out)	(20,000)	-	-	(76,515)	(96,515)
Capital lease transaction	-	-	-	422,500	422,500
Total other financing sources (uses)	<u>56,515</u>	<u>-</u>	<u>-</u>	<u>365,985</u>	<u>422,500</u>
Net change in fund balances	701,306	(2,840,106)	(10,671,541)	290,379	(12,519,962)
Fund balances at beginning of year	9,516,238	6,524,599	25,129,709	2,847,204	44,017,750
Fund balances at end of year	<u>\$ 10,217,544</u>	<u>\$ 3,684,493</u>	<u>\$ 14,458,168</u>	<u>\$ 3,137,583</u>	<u>\$ 31,497,788</u>

SEE ACCOMPANYING NOTES TO THE BASIC FINANCIAL STATEMENTS

**URBANA CITY SCHOOL DISTRICT
CHAMPAIGN COUNTY, OHIO**

RECONCILIATION OF THE STATEMENT OF RECEIPTS, DISBURSEMENTS,
AND CHANGES IN FUND BALANCES OF GOVERNMENTAL FUNDS -
CASH BASIS TO THE STATEMENT OF ACTIVITIES - CASH BASIS
FOR THE FISCAL YEAR ENDED JUNE 30, 2018

Net change in fund balances - total governmental funds \$ (12,519,962)

*Amounts reported for governmental activities in the
statement of activities are different because:*

An internal service fund used by management to charge the costs of insurance to individual funds is not reported in the district-wide statement of activities. Governmental fund disbursements and the related internal service fund receipts are eliminated. The net receipts (disbursements) of the internal service fund is allocated among the governmental activities.

(797,180)

Change in net cash position of governmental activities \$ (13,317,142)

SEE ACCOMPANYING NOTES TO THE BASIC FINANCIAL STATEMENTS

**URBANA CITY SCHOOL DISTRICT
CHAMPAIGN COUNTY, OHIO**

STATEMENT OF RECEIPTS, DISBURSEMENTS, AND CHANGES IN
FUND BALANCE - BUDGET AND ACTUAL (BUDGETARY BASIS)
GENERAL FUND
FOR THE FISCAL YEAR ENDED JUNE 30, 2018

	<u>Budgeted Amounts</u>		<u>Actual</u>	<u>Variance with Final Budget Positive (Negative)</u>
	<u>Original</u>	<u>Final</u>		
Receipts:				
From local sources:				
Property taxes	\$ 8,364,132	\$ 8,364,132	\$ 9,106,549	\$ 742,417
Tuition.	987,081	987,081	1,074,696	87,615
Earnings on investments	56,398	56,398	61,404	5,006
Extracurricular.	15,743	15,743	17,140	1,397
Classroom materials and fees	21,258	21,258	23,145	1,887
Rental income	5,895	5,895	6,418	523
Contributions and donations	32,147	32,147	35,000	2,853
Other local revenues	182,666	182,666	198,880	16,214
Intergovernmental - intermediate	198,406	198,406	216,017	17,611
Intergovernmental - state	12,376,959	12,376,959	13,475,562	1,098,603
Total receipts	22,240,685	22,240,685	24,214,811	1,974,126
Disbursements:				
Current:				
Instruction:				
Regular	11,802,240	11,846,718	11,286,381	560,337
Special.	4,665,052	4,682,633	4,350,182	332,451
Vocational.	445,667	447,347	409,367	37,980
Other.	103,559	103,949	92,418	11,531
Support services:				
Pupil.	2,115,828	2,123,802	1,983,324	140,478
Instructional staff	813,196	816,261	624,600	191,661
Board of education	48,093	48,274	28,447	19,827
Administration.	1,954,016	1,961,380	1,764,528	196,852
Fiscal	640,207	642,620	567,690	74,930
Business	275,367	276,405	229,406	46,999
Operations and maintenance.	1,591,169	1,597,166	1,351,022	246,144
Pupil transportation	905,246	908,658	810,283	98,375
Central.	178,364	179,036	124,415	54,621
Other operation of non-instructional services	73,910	74,189	18,723	55,466
Extracurricular activities.	498,951	500,831	381,966	118,865
Facilities acquisition and construction	49,812	50,000	11,279	38,721
Total disbursements.	26,160,677	26,259,269	24,034,031	2,225,238
Excess (deficiency) of receipts over (under) disbursements	(3,919,992)	(4,018,584)	180,780	4,199,364
Other financing sources (uses):				
Refund of prior year's expenditures	83,184	83,184	90,568	7,384
Refund of prior year's receipts.	(46,412)	(46,587)	-	46,587
Transfers (out).	(80,690)	(80,994)	-	80,994
Advances in.	70,368	70,368	76,614	6,246
Advances (out)	(246,490)	(247,419)	(20,000)	227,419
Sale of capital assets	5,763	5,763	6,275	512
Total other financing sources (uses)	(214,277)	(215,685)	153,457	369,142
Net change in fund balance	(4,134,269)	(4,234,269)	334,237	4,568,506
Fund balance at beginning of year	8,716,289	8,716,289	8,716,289	-
Prior year encumbrances appropriated	152,269	152,269	152,269	-
Fund balance at end of year	\$ 4,734,289	\$ 4,634,289	\$ 9,202,795	\$ 4,568,506

SEE ACCOMPANYING NOTES TO THE BASIC FINANCIAL STATEMENTS

**URBANA CITY SCHOOL DISTRICT
CHAMPAIGN COUNTY, OHIO**

STATEMENT OF NET POSITION - CASH BASIS
PROPRIETARY FUND
JUNE 30, 2018

	Governmental Activities - Internal Service Fund
Assets:	
Equity in pooled cash and investments.	<u>\$ 1,708,855</u>
Net cash position:	
Unrestricted	<u>\$ 1,708,855</u>

SEE ACCOMPANYING NOTES TO THE BASIC FINANCIAL STATEMENTS

**URBANA CITY SCHOOL DISTRICT
CHAMPAIGN COUNTY, OHIO**

STATEMENT OF RECEIPTS, DISBURSEMENTS AND
CHANGE IN NET POSITION - CASH BASIS
PROPRIETARY FUND
FOR THE FISCAL YEAR ENDED JUNE 30, 2018

	Governmental Activities - Internal Service Fund
Operating receipts:	
Charges for services	\$ 2,819,989
Total operating receipts	<u>2,819,989</u>
Operating disbursements:	
Claims and administrative services	3,617,273
Total operating disbursements.	<u>3,617,273</u>
Operating loss.	<u>(797,284)</u>
Nonoperating receipts:	
Interest receipts	104
Total nonoperating receipts	<u>104</u>
Change in net cash position	(797,180)
Net cash position at beginning of year	<u>2,506,035</u>
Net cash position at end of year.	<u>\$ 1,708,855</u>

SEE ACCOMPANYING NOTES TO THE BASIC FINANCIAL STATEMENTS

**URBANA CITY SCHOOL DISTRICT
CHAMPAIGN COUNTY, OHIO**

STATEMENT OF FIDUCIARY NET POSITION - CASH BASIS
FIDUCIARY FUNDS
JUNE 30, 2018

	Private Purpose Trust	
	Scholarship	Agency
Assets:		
Equity in pooled cash and investments	\$ 214,020	\$ 81,133
Net cash position:		
Held in trust for scholarships	214,020	-
Held for student activities.	-	81,133
Total net cash position	\$ 214,020	\$ 81,133

SEE ACCOMPANYING NOTES TO THE BASIC FINANCIAL STATEMENTS

**URBANA CITY SCHOOL DISTRICT
CHAMPAIGN COUNTY, OHIO**

STATEMENT OF CHANGE IN FIDUCIARY NET POSITION - CASH BASIS
FIDUCIARY FUND
FOR THE FISCAL YEAR ENDED JUNE 30, 2018

	Private Purpose Trust
	Scholarship
Additions:	
Interest	\$ 131
Gifts and contributions.	100,000
Total additions.	100,131
Change in net cash position	100,131
Net cash position at beginning of year . . .	113,889
Net cash position at end of year.	\$ 214,020

SEE ACCOMPANYING NOTES TO THE BASIC FINANCIAL STATEMENTS

THIS PAGE IS INTENTIONALLY LEFT BLANK

**URBANA CITY SCHOOL DISTRICT
CHAMPAIGN COUNTY, OHIO**

NOTES TO THE BASIC FINANCIAL STATEMENTS
FOR THE FISCAL YEAR ENDED JUNE 30, 2018

NOTE 1 - DESCRIPTION OF THE SCHOOL DISTRICT

Urbana City School District (the "District") is a political body incorporated and established for the purpose of exercising the rights and privileges conveyed to it by the constitution and laws of the State of Ohio.

The District is a city district as defined by Ohio Rev. Code Section 3311.02. The District operates under an elected Board of Education of five members and is responsible for the provision of public education to residents of the District.

The District currently operates 3 elementary schools (grades K - 5), 1 junior high (grades 6 - 8) and 1 high school (grades 9 - 12). The District is staffed by 80 non-certified and 138 certified personnel to provide services to approximately 2,183 students and other community members.

NOTE 2 - SUMMARY OF SIGNIFICANT ACCOUNTING POLICIES

As discussed in Note 2.D, these financial statements are presented on the cash basis of accounting. The cash basis of accounting differs from accounting principles generally accepted in the United States of America (GAAP). GAAP includes all relevant Governmental Accounting Standards Board (GASB) pronouncements, which have been applied to the extent they are applicable to the cash basis of accounting. Following are the more significant of the District's accounting policies.

A. Reporting Entity

The reporting entity has been defined in accordance with GASB Statement No. 14, "The Financial Reporting Entity" as amended by GASB Statement No. 39, "Determining Whether Certain Organizations Are Component Units", and GASB Statement No. 61, "The Financial Reporting Entity: Omnibus". The reporting entity is composed of the primary government and component units. The primary government consists of all funds, departments, boards and agencies that are not legally separate from the District. For the District, this includes general operations, food service, and student related activities of the District.

Component units are legally separate organizations for which the District is financially accountable. The District is financially accountable for an organization if the District appoints a voting majority of the organization's governing board and (1) the District is able to significantly influence the programs or services performed or provided by the organization; or (2) the District is legally entitled to or can otherwise access the organization's resources; or (3) the District is legally obligated or has otherwise assumed the responsibility to finance the deficits of, or provide financial support to, the organization; or (4) the District is obligated for the debt of the organization. Component units may also include organizations that are fiscally dependent on the District in that the District approves the budget, the issuance of debt or the levying of taxes when the District's relationship with the organization further results in a financial benefit or burden of the District. Certain organizations are also included as component units if the nature and significance of the relationship between the primary government and the organization is such that exclusion by the primary government would render the primary government's financial statements incomplete or misleading. The District does not have any component units.

**URBANA CITY SCHOOL DISTRICT
CHAMPAIGN COUNTY, OHIO**

NOTES TO THE BASIC FINANCIAL STATEMENTS
FOR THE FISCAL YEAR ENDED JUNE 30, 2018
(Continued)

NOTE 2 - SUMMARY OF SIGNIFICANT ACCOUNTING POLICIES - (Continued)

The following organizations are described due to their relationship to the District:

JOINTLY GOVERNED ORGANIZATIONS

Western Ohio Computer Organization

The District is a participant in the Western Ohio Computer Organization (WOCO). WOCO is a council of governments within the boundaries of Auglaize, Champaign, Hardin, Logan, Miami, and Shelby Counties. The organization was formed for the purpose of applying modern technology with the aid of computers and other electronic equipment to administrative and instructional functions among member Districts. The governing board of WOCO consists of two representatives from each county elected by majority vote of all charter member Districts within each county plus a representative from the fiscal agent District. During fiscal year 2018, the District paid \$109,041 to WOCO for various services. Financial information is available from Marcia Wierwille, Fiscal Officer, 129 East Court Street, Sidney, Ohio 45365.

META Solutions

The District is a participant in Meta Solutions which is a computer consortium that was the result of a merger between Tri-Rivers Educational Computer Association (TRECA) and the Metropolitan Educational Council (MEC). Meta Solutions develops, implements and supports the technology and instructional needs of schools in a cost-effective manner. Meta Solutions provides instructional, core, technology and purchasing services for its member districts. The Board of Directors consists of the Superintendents from eight of the member districts. During fiscal year 2018, the District paid Meta Solutions \$1,055 for services. Financial information can be obtained from David Varda, who serves as Chief Financial Officer, 100 Executive Drive, Marion, Ohio 43302.

Ohio Hi-Point Joint Vocational School District

The Ohio Hi-Point Joint Vocational School District (JVS) is a distinct political subdivision of the State of Ohio. The JVS is operated under the direction of a Board consisting of one representative from each of the participating school districts' elected boards. The Board possesses its own budgeting and taxing authority. Financial information is available from Eric Adelsberger, Treasurer, of the Ohio Hi-Point Joint Vocational School District, 2280 State Route 540, Suite A, Bellefontaine, Ohio 43311.

INSURANCE PURCHASING POOL

Workers' Compensation Group Rating Plan

The District participates in the Better Business Bureau of Central Ohio group rating plan for workers' compensation as established under Section 4123.29 of the Ohio Revised Code. The Better Business Bureau of Central Ohio is governed by a Board of Directors, consisting of four officers and twenty-three directors from area businesses and organizations.

B. Fund Accounting

The District uses funds to maintain its financial records during the year. A fund is defined as a fiscal and accounting entity with a self balancing set of accounts. There are three categories of funds: governmental, proprietary and fiduciary.

**URBANA CITY SCHOOL DISTRICT
CHAMPAIGN COUNTY, OHIO**

NOTES TO THE BASIC FINANCIAL STATEMENTS
FOR THE FISCAL YEAR ENDED JUNE 30, 2018
(Continued)

NOTE 2 - SUMMARY OF SIGNIFICANT ACCOUNTING POLICIES - (Continued)

GOVERNMENTAL FUNDS

Governmental funds are those through which most governmental functions typically are financed. Governmental fund reporting focuses on the sources, uses and balances of current financial resources. Expendable assets are assigned to the various governmental funds according to the purposes for which they may or must be used. The following are the District's major governmental funds:

General fund - The general fund is used to account for and report all financial resources not accounted for and reported in another fund. The general fund balance is available for any purpose provided it is expended or transferred according to the general laws of Ohio.

Building fund - The building fund is used to account for and report resources that are restricted to expenditures related to all special bonds fund in the District and to account for receipts and expenditures involved in the replacement or updating of equipment essential for the instruction of students. Expenditures recorded here represent the costs of acquiring and improving capital facilities, including real property.

Classroom facilities fund - A capital projects fund that is used to account for and report monies received that are restricted for expenditures in connection with contracts entered into by the District and the Ohio Department of Education for the building and equipping of classroom facilities.

Other governmental funds of the District are used to account for specific revenue sources whose use is restricted, committed or assigned to a particular purpose.

PROPRIETARY FUND

Proprietary funds are used to account for the District's ongoing activities which are similar to those often found in the private sector. The District has no enterprise funds. The following is a description of the District's internal service fund:

Internal service fund - The internal service fund is used to account for the financing of goods or services provided by one department or agency to other departments or agencies of the district, or to other governments, on a cost-reimbursement basis. The only internal service fund of the District accounts for a self-insurance program which provides medical/surgical benefits to employees.

FIDUCIARY FUNDS

Fiduciary fund reporting focuses on net cash assets and changes in net cash position. The fiduciary fund category is split into four classifications: pension trust funds, investment trust funds, private-purpose trust funds and agency funds. Trust funds are used to account for assets held by the District under a trust agreement for individuals, private organizations, or other governments and are therefore not available to support the District's own programs. The District's only trust fund is a private-purpose trust which accounts for scholarship programs for students. Agency funds are custodial in nature and do not involve measurement of results of operations. The District's agency funds account for student activities.

**URBANA CITY SCHOOL DISTRICT
CHAMPAIGN COUNTY, OHIO**

NOTES TO THE BASIC FINANCIAL STATEMENTS
FOR THE FISCAL YEAR ENDED JUNE 30, 2018
(Continued)

NOTE 2 - SUMMARY OF SIGNIFICANT ACCOUNTING POLICIES - (Continued)

C. Basis of Presentation

Government-wide Financial Statements - The statement of net position and the statement of activities display information about the District as a whole. These statements include the financial activities of the primary government, except for fiduciary funds. Internal service fund operating activity is eliminated to avoid overstatement of receipts and disbursements.

The government-wide statement of activities presents a comparison between direct disbursements and program receipts for each function or program of the governmental activities of the District. Direct disbursements are those that are specifically associated with a service, program or department and therefore clearly identifiable to a particular function. Program receipts include amounts paid by the recipient of goods or services offered by the program and grants and contributions that are restricted to meeting the operational or capital requirements of a particular program. Receipts not classified as program receipts are presented as general receipts of the District.

All assets and net position associated with the operation of the District are included on the statement of net position.

Fund Financial Statements - Fund financial statements report detailed information about the District. The focus of governmental fund financial statements is on major funds rather than reporting funds by type. Each major fund is presented in a separate column, and all nonmajor funds are aggregated into one column. The internal service fund is presented in a single column on the face of the proprietary fund statements. Fiduciary funds are reported by fund type.

D. Basis of Accounting

Although Ohio Administrative Code §117-2-03(B) requires the District's financial report to follow generally accepted accounting principles, the District chooses to prepare its financial statements and notes in accordance with the cash basis of accounting, which is a financial reporting framework other than generally accepted accounting principles in the United States of America. The District recognizes receipts when received in cash rather than when earned and recognizes disbursements when paid rather than when a liability is incurred.

Budgetary presentations report budgetary cash disbursements when a commitment is made (i.e. when an encumbrance is approved). The difference between disbursements reported in the fund and entity wide statements and disbursements reported in the budgetary statements are due to current year encumbrances being added to disbursements reported on the budgetary statements.

These statements include adequate disclosure of material matters, in accordance with the basis of accounting described in the preceding paragraph.

**URBANA CITY SCHOOL DISTRICT
CHAMPAIGN COUNTY, OHIO**

NOTES TO THE BASIC FINANCIAL STATEMENTS
FOR THE FISCAL YEAR ENDED JUNE 30, 2018
(Continued)

NOTE 2 - SUMMARY OF SIGNIFICANT ACCOUNTING POLICIES - (Continued)

E. Budgets

The budgetary process is prescribed by provisions of the Ohio Revised Code and entails the preparation of budgetary documents within an established timetable. The major documents prepared are the tax budget, the certificate of estimated resources and the appropriation resolution, all of which are prepared on the budgetary basis of accounting. The certificate of estimated resources and the appropriation resolution are subject to amendment throughout the year with the legal restriction that appropriations cannot exceed estimated resources, as certified. The specific timetable for fiscal year 2018 is as follows:

1. Prior to January 15, the Superintendent and Treasurer submit to the Board of Education a proposed operating budget for the fiscal year commencing the following July 1. The budget includes proposed expenditures and the means of financing for all funds. Public hearings are publicized and conducted to obtain taxpayers' comments. The purpose of this budget document is to reflect the need for existing (or increased) tax rates.
2. By no later than January 20, the Board-adopted budget is filed with the Champaign County Budget Commission for tax rate determination.
3. Prior to April 1, the Board of Education accepts, by formal resolution, the tax rates as determined by the Budget Commission and receives the Commission's certificate of estimated resources which states the projected revenue of each fund. Prior to July 1, the District must revise its budget so that total contemplated expenditures from any fund during the ensuing year will not exceed the amount stated in the certificate of estimated resources. The revised budget then serves as a basis for the appropriation measure. On or about July 1, the certificate of estimated resources is amended to include any unencumbered balances from the preceding year as reported by the District Treasurer. The certificate of estimated resources may be further amended during the year if projected increases or decreases in revenue are identified by the District Treasurer. The budget figures, as shown in the accompanying budgetary statement, reflect the amounts set forth in the original and final certificate of estimated resources issued for fiscal year 2018.
4. By July 1, the annual appropriation resolution is legally enacted by the Board of Education at the fund and function level of expenditures for the general fund and the permanent improvement funds, and the fund level for all other funds, which are the legal levels of budgetary control. (State statute permits a temporary appropriation to be effective until no later than October 1 of each year.) Resolution appropriations by fund must be within the estimated resources as certified by the County Budget Commission and the total of expenditures and encumbrances may not exceed the appropriation totals.
5. All funds, other than agency funds, are legally required to be budgeted and appropriated. Short-term interfund loans are not required to be budgeted since they represent a temporary cash flow resource, and are intended to be repaid.
6. Any revisions that alter the total of any fund appropriation for all funds or alter total function appropriations within the general fund or permanent improvement fund must be approved by the Board of Education.

**URBANA CITY SCHOOL DISTRICT
CHAMPAIGN COUNTY, OHIO**

NOTES TO THE BASIC FINANCIAL STATEMENTS
FOR THE FISCAL YEAR ENDED JUNE 30, 2018
(Continued)

NOTE 2 - SUMMARY OF SIGNIFICANT ACCOUNTING POLICIES - (Continued)

7. Formal budgetary integration is employed as a management control device during the year for all funds consistent with the general obligation bond indenture and other statutory provisions. All departments/functions and funds completed the year within the amount of their legally authorized cash basis appropriation.
8. Appropriations amounts are as originally adopted, or as amended by the Board of Education through the year by supplemental appropriations, which either reallocated or increased the original appropriated amounts. All supplemental appropriations were legally enacted by the Board.
9. Unencumbered appropriations lapse at year-end. Encumbered appropriations are carried forward to the succeeding fiscal year and need not be reappropriated. Expenditures plus encumbrances may not legally exceed budgeted appropriations at the fund and/or function level.

F. Cash and Investments

To improve cash management, cash received by the District is pooled. Monies for all funds, including proprietary funds, are maintained in this pool. Individual fund integrity is maintained through the District's records. Each fund's interest in the pool is presented as "equity in pooled cash and investments" on the basic financial statements.

During fiscal year 2018, investments were limited to the State Treasury Asset Reserve of Ohio (STAR Ohio), negotiable certificates of deposit, U.S. government money market mutual funds, commercial papers and federal agency securities. With the exception of STAR Ohio, investments are reported at cost.

During fiscal year 2018, the District invested in STAR Ohio. STAR Ohio (the State Treasury Asset Reserve of Ohio), is an investment pool managed by the State Treasurer's Office which allows governments within the State to pool their funds for investment purposes. STAR Ohio is not registered with the SEC as an investment company, but has adopted Governmental Accounting Standards Board (GASB), Statement No. 79, "Certain External Investment Pools and Pool Participants." The District measures its investment in STAR Ohio at the net asset value (NAV) per share provided by STAR Ohio. The NAV per share is calculated on an amortized cost basis that provides an NAV per share that approximates fair value.

For fiscal year 2018, there were no limitations or restrictions on any participant withdrawals due to redemption notice periods, liquidity fees, or redemption gates. However, notice must be given 24 hours in advance of all deposits and withdrawals exceeding \$25 million. STAR Ohio reserves the right to limit the transaction to \$50 million, requiring the excess amount to be transacted the following business day(s), but only to the \$50 million limit. All accounts of the participant will be combined for these purposes.

Under existing Ohio statutes all investment earnings are assigned to the general fund unless statutorily required to be credited to a specific fund. Interest revenue credited to the general fund during fiscal year 2018 amounted to \$61,404, which includes \$13,772 assigned from other funds.

For presentation on the basic financial statements, investments of the cash management pool and investments with original maturities of three months or less at the time they are purchased by the District are considered to be cash equivalents. Investments with an initial maturity of more than three months are reported as investments.

**URBANA CITY SCHOOL DISTRICT
CHAMPAIGN COUNTY, OHIO**

NOTES TO THE BASIC FINANCIAL STATEMENTS
FOR THE FISCAL YEAR ENDED JUNE 30, 2018
(Continued)

NOTE 2 - SUMMARY OF SIGNIFICANT ACCOUNTING POLICIES - (Continued)

An analysis of the District's investment account at year end is provided in Note 4.

G. Inventory and Prepaid Items

The District reports disbursements for inventory and prepaid items when paid. These items are not reflected as assets in the accompanying financial statements.

H. Capital Assets

Acquisitions of property, plant, and equipment purchased are recorded as disbursements when paid. These items are not reflected as assets on the accompanying financial statements.

I. Interfund Balances

On fund financial statements, the District reports advances in and advances out for interfund loans. These items are not reflected as assets and liabilities in the accompanying fund financial statements under the cash basis of accounting. Advances are eliminated in the governmental activities column on the statement of net position.

J. Compensated Absences

Compensated absences of the District consist of vacation leave and sick leave. Employees are entitled to cash payments for unused vacation and sick leave in certain circumstances, such as upon leaving employment. Unpaid vacation and sick leave are not reflected as liabilities under the cash basis of accounting.

K. Employer Contributions to Cost-Sharing Pension Plans

The District recognizes the disbursements for employer contributions to cost-sharing pension plans when they are paid. As described in Notes 9 and 10, the employer contributions include portions for pension benefits and for post-employment health care benefits.

L. Long-Term Obligations

Loans and other long-term obligations are not recognized as a liability in the financial statements under the cash basis of accounting. These statements report proceeds of debt when cash is received, and debt service disbursements for debt principal payments.

M. Fund Balance

Fund balance is divided into five classifications based primarily on the extent to which the District is bound to observe constraints imposed upon the use of the resources in the governmental funds. The classifications are as follows:

Nonspendable - The nonspendable fund balance classification includes amounts that cannot be spent because they are not in spendable form or legally required to be maintained intact. The "not in spendable form" criterion includes items that are not expected to be converted to cash.

**URBANA CITY SCHOOL DISTRICT
CHAMPAIGN COUNTY, OHIO**

NOTES TO THE BASIC FINANCIAL STATEMENTS
FOR THE FISCAL YEAR ENDED JUNE 30, 2018
(Continued)

NOTE 2 - SUMMARY OF SIGNIFICANT ACCOUNTING POLICIES - (Continued)

Restricted - Fund balance is reported as restricted when constraints are placed on the use of resources that are either externally imposed by creditors (such as through debt covenants), grantors, contributors, or laws or regulations of other governments, or imposed by law through constitutional provisions or enabling legislation.

Committed - The committed fund balance classification includes amounts that can be used only for the specific purposes imposed by a formal action (resolution) of the District Board of Education (the highest level of decision making authority). Those committed amounts cannot be used for any other purpose unless the District Board of Education removes or changes the specified use by taking the same type of action (resolution) it employed to previously commit those amounts. Committed fund balance also incorporates contractual obligations to the extent that existing resources in the fund have been specifically committed for use in satisfying those contractual requirements.

Assigned - Amounts in the assigned fund balance classification are intended to be used by the District for specific purposes but do not meet the criteria to be classified as restricted nor committed. In governmental funds other than the general fund, assigned fund balance represents the remaining amount that is not restricted or committed. In the general fund, assigned amounts represent intended uses established by policies of the District Board of Education, which includes giving the Treasurer the authority to constrain monies for intended purposes.

Unassigned - Unassigned fund balance is the residual classification for the general fund and includes all spendable amounts not contained in the other classifications. In other governmental funds, the unassigned classification is only used to report a deficit fund balance resulting from overspending for specific purposes for which amounts had been restricted, committed, or assigned.

The District applies restricted resources first when disbursements are incurred for purposes for which restricted and unrestricted (committed, assigned, and unassigned) fund balance is available. Similarly, within unrestricted fund balance, committed amounts are reduced first followed by assigned, and then unassigned amounts when disbursements are incurred for purposes for which amounts in any of the unrestricted fund balance classifications could be used.

N. Net Cash Position

Net cash position is reported as restricted when there are limitations imposed on its use either through the enabling legislation or through external restrictions imposed by creditors, grantors or laws or regulations of other governments. Net cash position restricted for other purposes includes monies restricted by State statute for school bus purchases and food service operations.

The District applies restricted resources first when an expense is incurred for purposes for which both restricted and unrestricted net position is available.

O. Restricted Assets

Restricted assets in the general fund represent cash and cash equivalents received from the State and are restricted for school bus purchases. A schedule of statutory set-asides is presented in Note 13.

**URBANA CITY SCHOOL DISTRICT
CHAMPAIGN COUNTY, OHIO**

NOTES TO THE BASIC FINANCIAL STATEMENTS
FOR THE FISCAL YEAR ENDED JUNE 30, 2018
(Continued)

NOTE 2 - SUMMARY OF SIGNIFICANT ACCOUNTING POLICIES - (Continued)

P. Interfund Activity

Exchange transactions between funds are reported as receipts in the seller funds and as disbursements in the purchaser funds. Flows of cash or goods from one fund to another without a requirement for repayment are reported as interfund transfers. Interfund transfers are reported as other financing sources/uses in governmental funds and after nonoperating receipts/disbursements in the proprietary fund. Repayments from funds responsible for particular expenditures to the funds that initially paid for them are not presented on the basic financial statements.

Q. Budget Stabilization Arrangement

The District has established a budget stabilization reserve in accordance with authority established by State law. Additions to the budget stabilization reserve can only be made by formal resolution of the Board of Education. Expenditures out of the budget stabilization reserve can only be made to offset future budget deficits. At June 30, 2018, the balance in the budget stabilization reserve was \$366,608. This amount is included in unassigned fund balance of the general fund and in unrestricted net cash position on the statement of net position.

R. Pensions/Other Postemployment Benefits (OPEB)

For purposes of measuring the net pension/OPEB liability, information about the fiduciary net position of the pension/OPEB plans and additions to/deductions from their fiduciary net position have been determined on the same basis as they are reported by the pension/OPEB plan. For this purpose, benefit payments (including refunds of employee contributions) are recognized when due and payable in accordance with the benefit terms. The pension/OPEB plans report investments at fair value.

S. Extraordinary and Special Items

Extraordinary items are transactions or events that are both unusual in nature and infrequent in occurrence. Special items are transactions or events that are within the control of the Board of Education and that are either unusual in nature or infrequent in occurrence. Neither type of transaction occurred during fiscal year 2018.

NOTE 3 - ACCOUNTABILITY AND COMPLIANCE

A. Change in Accounting Principles

For fiscal year 2018, the District has implemented GASB Statement No. 75, "Accounting and Financial Reporting for Postemployment Benefits Other Than Pension", GASB Statement No. 81 "Irrevocable Split-Interest Agreements", GASB Statement No. 85, "Omnibus 2017" and GASB Statement No. 86, "Certain Debt Extinguishment Issues".

GASB Statement No. 75 improves the accounting and financial reporting by state and local governments for postemployment benefits other than pension (OPEB). It also improves information provided by state and local governmental employers about financial support for OPEB that is provided by other entities. The implementation of GASB Statement No. 75 affected the District's postemployment benefit plan disclosures, as presented in Note 10 to the basic financial statements.

**URBANA CITY SCHOOL DISTRICT
CHAMPAIGN COUNTY, OHIO**

NOTES TO THE BASIC FINANCIAL STATEMENTS
FOR THE FISCAL YEAR ENDED JUNE 30, 2018
(Continued)

NOTE 3 - ACCOUNTABILITY AND COMPLIANCE - (Continued)

GASB Statement No. 81 improves the accounting and financial reporting for irrevocable split-interest agreements by providing recognition and measurement guidance for situations in which a government is a beneficiary of the agreement. The implementation of GASB Statement No. 81 did not have an effect on the financial statements of the District.

GASB Statement No. 85 addresses practice issues that have been identified during implementation and application of certain GASB Statements. This Statement addresses a variety of topics including issues related to blending component units, goodwill, fair value measurement and application, and OPEB. The implementation of GASB Statement No. 85 did not have an effect on the financial statements of the District.

GASB Statement No. 86 improves consistency in accounting and financial reporting for in-substance defeasance of debt by providing guidance for transactions in which cash and other monetary assets acquired with only existing resources - resources other than the proceeds of refunding debt - are placed in an irrevocable trust for the sole purpose of extinguishing debt. This Statement also improves accounting and financial reporting for prepaid insurance on debt that is extinguished and notes to financial statements for debt that is defeased in substance. The implementation of GASB Statement No. 86 did not have an effect on the financial statements of the District.

B. Deficit Fund Balances

Fund balances at June 30, 2018 included the following individual fund deficit:

<u>Nonmajor fund</u>	<u>Deficit</u>
Miscellaneous federal grants	\$ 35,983

The general fund is liable for any deficit in this fund and provides transfers when cash is required, not when accruals occur. The deficit fund balance occurred in a grant fund for which grant funding is provided on a reimbursement basis.

C. Compliance

Ohio Administrative Code, §117-2-03(B), requires that the District prepare its annual financial report in accordance with generally accepted accounting principles. However, the District prepared its financial statements on a cash basis, which is a financial reporting framework other than accounting principles generally accepted in the United States of America. The accompanying financial statements omit assets, deferred outflows of resources, liabilities, deferred inflows of resources, net position/fund balances, and disclosures that, while material, cannot be determined at this time. The District can be fined and various other administrative remedies may be taken against the District.

NOTE 4 - DEPOSITS AND INVESTMENTS

State statutes classify monies held by the District into three categories.

Active deposits are public deposits necessary to meet current demands on the treasury. Such monies must be maintained either as cash in the District treasury, in commercial accounts payable or withdrawable on demand, including negotiable order of withdrawal (NOW) accounts, or in money market deposit accounts.

**URBANA CITY SCHOOL DISTRICT
CHAMPAIGN COUNTY, OHIO**

NOTES TO THE BASIC FINANCIAL STATEMENTS
FOR THE FISCAL YEAR ENDED JUNE 30, 2018
(Continued)

NOTE 4 - DEPOSITS AND INVESTMENTS - (Continued)

Inactive deposits are public deposits that the Board of Education has identified as not required for use within the current five year period of designation of depositories. Inactive deposits must either be evidenced by certificates of deposit maturing not later than the end of the current period of designation of depositories, or by savings or deposit accounts including, but not limited to, passbook accounts.

Interim deposits are deposits of interim monies. Interim monies are those monies which are not needed for immediate use, but which will be needed before the end of the current period of designation of depositories.

Interim deposits must be evidenced by time certificates of deposit maturing not more than one year from the date of deposit or by savings or deposit accounts including passbook accounts.

Interim monies may be deposited or invested in the following securities:

1. United States Treasury Notes, Bills, Bonds, or any other obligation or security issued by the United States Treasury or any other obligation guaranteed as to principal and interest by the United States;
2. Bonds, notes, debentures, or any other obligations or securities issued by any federal government agency or instrumentality, including, but not limited to, the Federal National Mortgage Association, Federal Home Loan Bank, Federal Farm Credit Bank, Federal Home Loan Mortgage Corporation, Government National Mortgage Association, and Student Loan Marketing Association. All federal agency securities shall be direct issuances of federal government agencies or instrumentalities;
3. Written repurchase agreements in the securities listed above provided that the market value of the securities subject to the repurchase agreement must exceed the principal value of the agreement by at least two percent and be marked to market daily, and that the term of the agreement must not exceed thirty days;
4. Bonds and other obligations of the State of Ohio;
5. No-load money market mutual funds consisting exclusively of obligations described in items (1) and (2) above and repurchase agreements secured by such obligations, provided that investments in securities described in this division are made only through eligible institutions;
6. The State Treasurer's investment pool (STAR Ohio);
7. Certain banker's acceptance and commercial paper notes for a period not to exceed one hundred eighty days from the purchase date in an amount not to exceed twenty-five percent of the interim monies available for investment at any one time; and,
8. Under limited circumstances, corporate debt interests rated in either of the two highest classifications by at least two nationally recognized rating agencies.

Protection of the District's deposits is provided by the Federal Deposit Insurance Corporation (FDIC), by eligible securities pledged by the financial institution as security for repayment, by surety company bonds deposited with the Treasurer by the financial institution or by a single collateral pool established by the financial institution to secure the repayment of all public monies deposited with the institution.

**URBANA CITY SCHOOL DISTRICT
CHAMPAIGN COUNTY, OHIO**

NOTES TO THE BASIC FINANCIAL STATEMENTS
FOR THE FISCAL YEAR ENDED JUNE 30, 2018
(Continued)

NOTE 4 - DEPOSITS AND INVESTMENTS - (Continued)

Investments in stripped principal or interest obligations, reverse repurchase agreements and derivatives are prohibited. The issuance of taxable notes for the purpose of arbitrage, the use of leverage and short selling are also prohibited. An investment must mature within five years from the date of purchase unless matched to a specific obligation or debt of the District, and must be purchased with the expectation that it will be held to maturity. Investments may only be made through specified dealers and institutions. Payment for investments may be made only upon delivery of the securities representing the investments to the Treasurer or, if the securities are not represented by a certificate, upon receipt of confirmation of transfer from the custodian.

A. Cash in Segregated Accounts

The District has \$367,772 held in an account for retainage. These funds are included below and are reported on the financial statement as "cash in segregated accounts"

B. Cash on Hand

At fiscal year end, the District had \$100 in undeposited cash on hand which is included on the financial statements of the District as part of "equity in pooled cash, cash equivalents and investments."

C. Deposits with Financial Institutions

At June 30, 2018, the carrying amount of all District deposits was \$9,083,624 and the bank balance of all District deposits was \$9,581,374. Of the bank balance, \$3,113,835 was covered by federal depository insurance, \$48,109 was covered by the Ohio Pooled Collateral System (OPCS) and \$6,419,430 was exposed to custodial risk.

Custodial credit risk is the risk that, in the event of bank failure, the District will not be able to recover deposits or collateral securities that are in the possession of an outside party. The District has no deposit policy for custodial credit risk beyond the requirements of State statute. Ohio law requires that deposits either be insured or protected by (1) eligible securities pledged to the District and deposited with a qualified trustee by the financial institution as security for repayment whose market value at all times shall be at least 105 percent of the deposits being secured, or (2) participation in the OPCS, a collateral pool of eligible securities deposited with a qualified trustee and pledged to the Treasurer of State to secure the repayment of all public monies deposited in the financial institution. OPCS requires the total market value of the securities pledged to be 102 percent of the deposits being secured or a rate set by the Treasurer of State. For fiscal year 2018, certain District financial institutions did not participate in the OPCS while certain other financial institutions did participate in the OPCS. Those financial institutions that did participate were approved for a reduced collateral rate of 102 percent through the OPCS.

**URBANA CITY SCHOOL DISTRICT
CHAMPAIGN COUNTY, OHIO**

NOTES TO THE BASIC FINANCIAL STATEMENTS
FOR THE FISCAL YEAR ENDED JUNE 30, 2018
(Continued)

NOTE 4 - DEPOSITS AND INVESTMENTS - (Continued)

D. Investments

As of June 30, 2018, the District had the following investments and maturities:

Investment type	Carrying Value	Fair Value	Investment Maturity		
			6 months or Less	7 to 12 Months	13 to 18 Months
STAR Ohio	\$ 25,000	\$ 25,000	\$ 25,000	\$ -	\$ -
Negotiable CDs	1,731,050	1,731,050	1,482,747	248,303	-
Commercial Paper	7,231,799	7,231,799	6,739,099	492,700	-
U.S. Government Money Market	7,801,482	7,801,482	7,801,482	-	-
FHLB	1,929,186	1,929,186	-	1,929,186	-
FNMA	5,331,783	5,331,783	1,753,543	987,930	2,590,310
Total	<u>\$ 24,050,300</u>	<u>\$ 24,050,300</u>	<u>\$ 17,801,871</u>	<u>\$3,658,119</u>	<u>\$2,590,310</u>

The weighted average maturity of investments is 0.32 years.

Interest Rate Risk: As a means of limiting its exposure to fair value losses arising from rising interest rates and according to State law, the District's investment policy limits investment portfolio maturities to five years or less.

Credit Risk: STAR Ohio, U.S. Government money market mutual funds and federal agency securities carry a rating of AAAM by Standard & Poor's. Ohio law requires that STAR Ohio maintain the highest rating provided by at least one nationally recognized standard rating service. The District's investment in commercial paper is rated A-1+ and P-1 by Standard & Poor's and Moody's Investor Services, respectively. The negotiable CD's were not rated. The District's investment policy does not specifically address credit risk beyond requiring the District to only invest in securities authorized by State statute.

Custodial Credit Risk: For an investment, custodial credit risk is the risk that, in the event of the failure of the counterparty, the District will not be able to recover the value of its investments or collateral securities that are in the possession of an outside party. The federal agency securities are exposed to custodial credit risk in that they are uninsured, unregistered and held by the counterparty's trust department or agent, but not in the District's name. The District has no investment policy dealing with investment custodial risk beyond the requirement in State statute that prohibits payment for investments prior to the delivery of the securities representing such investments to the Treasurer or qualified trustee.

Concentration of Credit Risk: The District places no limit on the amount that may be invested in any one issuer. The following table includes the percentage of each investment type held by the District at June 30, 2018:

**URBANA CITY SCHOOL DISTRICT
CHAMPAIGN COUNTY, OHIO**

NOTES TO THE BASIC FINANCIAL STATEMENTS
FOR THE FISCAL YEAR ENDED JUNE 30, 2018
(Continued)

NOTE 4 - DEPOSITS AND INVESTMENTS - (Continued)

<u>Investment Type</u>	<u>Carrying Value</u>	<u>% of Total</u>
STAR Ohio	\$ 25,000	0.10
Negotiable CDs	1,731,050	7.20
Commercial Paper	7,231,799	30.07
U.S. Government Money Market	7,801,482	32.44
FHLB	1,929,186	8.02
FNMA	<u>5,331,783</u>	<u>22.17</u>
Total	<u>\$ 24,050,300</u>	<u>100.00</u>

E. Reconciliation of Cash and Investments to the Statement of Net Position

The following is a reconciliation of cash and investments as reported in the note above to cash and investments as reported on the statement of net position as of June 30, 2018:

Cash and investments per note:

Carrying amount of deposits	\$ 9,083,624
Investments	24,050,300
Cash in segregated accounts	367,772
Cash on hand	<u>100</u>
Total	<u>\$ 33,501,796</u>

Cash per statement of net position:

Governmental activities	\$ 33,206,643
Private-purpose trust	214,020
Agency fund	<u>81,133</u>
Total	<u>\$ 33,501,796</u>

NOTE 5 - INTERFUND TRANSACTIONS

- A.** Transfers for the fiscal year ended June 30, 2018, as reported on the fund financial statements, consist of the following:

Transfers to nonmajor governmental funds from:

Nonmajor governmental funds	<u>\$ 131,749</u>
-----------------------------	-------------------

Transfers are used to move revenues from the fund that statute or budget required to collect them to the fund that statute or (1) budget requires to expend them and (2) to use unrestricted revenues collected in the general fund to finance various programs accounted for in other funds in accordance with budgetary authorizations.

Interfund transfers between governmental funds are eliminated for reporting purposes in the statement of activities - cash basis. All transfers were made in compliance with Ohio Revised Code Sections 5705.14, 5705.15 and 5705.16.

**URBANA CITY SCHOOL DISTRICT
CHAMPAIGN COUNTY, OHIO**

NOTES TO THE BASIC FINANCIAL STATEMENTS
FOR THE FISCAL YEAR ENDED JUNE 30, 2018
(Continued)

NOTE 5 - INTERFUND TRANSACTIONS - (Continued)

- B. Advances for the fiscal year ended June 30, 2018, as reported on the fund statements, consist of the following:

<u>Advances to the general fund from:</u>	
Nonmajor governmental funds	\$ 76,515
<u>Advances to nonmajor governmental funds from:</u>	
General fund	<u>20,000</u>
Total	<u>\$ 96,515</u>

These advances will be repaid once the anticipated funds are received. Interfund advances between governmental funds are eliminated on the government-wide financial statements.

NOTE 6 - PROPERTY TAXES

Property taxes are levied and assessed on a calendar year basis while the District fiscal year runs from July through June. First half tax collections are received by the District in the second half of the fiscal year. Second half tax distributions occur in the first half of the following fiscal year.

Property taxes include amounts levied against all real property and public utility property. Real property tax revenues received in calendar year 2018 represent the collection of calendar year 2017 taxes. Real property taxes received in calendar year 2018 were levied after April 1, 2017, on the assessed values as of January 1, 2017, the lien date. Assessed values for real property taxes are established by State statute at 35 percent of appraised market value. Real property taxes are payable annually or semiannually. If paid annually, payment is due December 31; if paid semiannually, the first payment is due December 31, with the remainder payable by June 20. Under certain circumstances, State statute permits alternate payment dates to be established. Public utility property tax revenues received in calendar year 2018 represent the collection of calendar year 2017 taxes. Public utility real and personal property taxes received in calendar year 2018 became a lien on December 31, 2016, were levied after April 1, 2017, and are collected with real property taxes. Public utility real property is assessed at 35 percent of true value; public utility tangible personal property is currently assessed at varying percentages of true value.

The District receives property taxes from Champaign County. The County Auditor periodically advances to the District its portion of the taxes collected. Second-half real property tax payments collected by the County by June 30, 2018, are available to finance fiscal year 2018 operations. The amount of second-half real property taxes available for advance at fiscal year-end can vary based on the date the tax bills are sent.

**URBANA CITY SCHOOL DISTRICT
CHAMPAIGN COUNTY, OHIO**

NOTES TO THE BASIC FINANCIAL STATEMENTS
FOR THE FISCAL YEAR ENDED JUNE 30, 2018
(Continued)

NOTE 6 - PROPERTY TAXES - (Continued)

The assessed values upon which the fiscal year 2018 taxes were collected are:

	2017 Second Half Collections		2018 First Half Collections	
	<u>Amount</u>	<u>Percent</u>	<u>Amount</u>	<u>Percent</u>
Agricultural/residential and other real estate	\$ 263,023,110	95.29	\$ 264,424,190	95.14
Public utility personal	<u>13,001,960</u>	<u>4.71</u>	<u>13,519,890</u>	<u>4.86</u>
Total	<u>\$ 276,025,070</u>	<u>100.00</u>	<u>\$ 277,944,080</u>	<u>100.00</u>
Tax rate per \$1,000 of assessed valuation	\$75.20		\$74.85	

NOTE 7 - LONG-TERM OBLIGATIONS

A. During the fiscal year 2018, the following activity occurred in governmental activities long-term obligations:

	Balance Outstanding June 30, 2017	Additions	Reductions	Balance Outstanding June 30, 2018	Amounts Due in One Year
Governmental activities:					
General obligation bonds:					
Series 2015					
Current interest bonds	\$ 29,915,000	\$ -	\$ (690,000)	\$ 29,225,000	\$ 725,000
Lease-purchase agreements	<u>31,974</u>	<u>422,500</u>	<u>(141,888)</u>	<u>312,586</u>	<u>101,412</u>
Total long-term obligations, governmental activities	<u>\$ 29,946,974</u>	<u>\$ 422,500</u>	<u>\$ (831,888)</u>	<u>\$ 29,537,586</u>	<u>\$ 826,412</u>

B. Series 2015 School Improvement General Obligation Bonds - On March 4, 2015, the District issued \$31,355,000 in general obligation bonds, for the purpose of improving school facilities. Principal and interest payments are made from the bond retirement fund.

The issue is comprised of current interest serial bonds. The interest rates on the bonds range from 2.0% - 5.0%.

Interest payments on the current interest serial bonds are due on June 1 and December 1 of each year. The final maturity stated in the issue is December 1, 2042.

**URBANA CITY SCHOOL DISTRICT
CHAMPAIGN COUNTY, OHIO**

NOTES TO THE BASIC FINANCIAL STATEMENTS
FOR THE FISCAL YEAR ENDED JUNE 30, 2018
(Continued)

NOTE 7 - LONG-TERM OBLIGATIONS - (Continued)

The following is a summary of the District's future annual debt service requirements to maturity for the Series 2015 Bonds:

Fiscal Year	Current Interest - Series 2015		
	Principal	Interest	Total
2019	\$ 725,000	\$ 1,021,369	\$ 1,746,369
2020	735,000	1,006,769	1,741,769
2021	770,000	991,719	1,761,719
2022	785,000	976,169	1,761,169
2023	800,000	959,319	1,759,319
2024 - 2028	4,490,000	4,389,569	8,879,569
2029 - 2033	5,600,000	3,403,323	9,003,323
2034 - 2038	6,875,000	2,250,482	9,125,482
2039 - 2043	8,445,000	816,840	9,261,840
Total	<u>\$ 29,225,000</u>	<u>\$ 15,815,559</u>	<u>\$ 45,040,559</u>

C. Lease-Purchase Agreements

During fiscal year 2016, the District entered into two lease-purchase agreements with DeLage Landen Public Finance, LLC. for the purpose of purchasing three new school buses. The \$273,256 in proceeds are to be repaid over three years with a final maturity of August 1, 2017. Principal and interest payments related to this lease-purchase agreement are made from the permanent improvement fund (a nonmajor governmental fund).

During fiscal year 2018, the District entered into a lease-purchase agreement with DeLage Landen Public Finance, LLC. for the purpose of purchasing five new school buses. The \$422,500 in proceeds are to be repaid over four years with a final maturity of August 2021. Principal and interest payments related to this lease-purchase agreement are made from the permanent improvement fund (a nonmajor governmental fund).

Principal and interest requirements to retire the lease-purchase obligation at June 30, 2018 follows:

Fiscal Year Ending June 30,	Lease-Purchase Agreement		
	Principal	Interest	Total
2019	\$ 101,412	\$ 8,502	\$ 109,914
2020	104,170	5,744	109,914
2021	107,004	2,911	109,915
Total	<u>\$ 312,586</u>	<u>\$ 17,157</u>	<u>\$ 329,743</u>

**URBANA CITY SCHOOL DISTRICT
CHAMPAIGN COUNTY, OHIO**

NOTES TO THE BASIC FINANCIAL STATEMENTS
FOR THE FISCAL YEAR ENDED JUNE 30, 2018
(Continued)

NOTE 7 - LONG-TERM OBLIGATIONS - (Continued)

D. Legal Debt Margin

The Ohio Revised Code provides that voted net general obligation debt of the District shall never exceed 9% of the total assessed valuation of the District. The code further provides that unvoted indebtedness shall not exceed 1/10 of 1% of the property valuation of the District. The code additionally states that unvoted indebtedness related to energy conservation debt shall not exceed 9/10 of 1% of the property valuation of the District. The assessed valuation used in determining the District's legal debt margin has been modified by House Bill 530 which became effective March 30, 2006. In accordance with House Bill 530, the assessed valuation used in the District's legal debt margin calculation excluded tangible personal property used in business, telephone or telegraph property, interexchange telecommunications company property, and personal property owned or leased by a railroad company and used in railroad operations.

Revised Code Section 133.06(I) permits school districts to incur net indebtedness in excess of the 9% limitation, without obtaining the consent of the State Superintendent and the Tax Commissioner, when bond proceeds will be used exclusively to fund a school district's Commission-required local effort. Accordingly, the proceeds of the bonds will be used exclusively to fund the District's Commission-required local effort, and, as a result, are not subject to State consents/special needs approval.

NOTE 8 - RISK MANAGEMENT

A. Comprehensive and Employee Health

The District is exposed to various risks of loss related to torts; theft of, damage to, and destruction of assets; errors and omissions; injuries to employees; and natural disasters. The District has obtained risk management by traditional means of insuring through a commercial company.

With the exception of a deductible, the risk of loss transfers entirely from the District to the commercial company. The District has obtained commercial insurance for the following risks:

- Education Liability Policy
- Business Auto Coverage
- Commercial Property Coverage
- Commercial Crime Coverage
- Inland Marine Coverage

The District provides medical/surgical benefits through a self-insurance program. The District maintains a self-insurance internal service fund to account for and finance its required claims/fee payments and reserves for this program to its employees. Monthly premiums are paid from the fund from which each employee is paid. This plan provides two types of medical insurance plans for its employees. The traditional PPO plan has a \$500 family and \$250 single deductible. The board also offers a high deductible health plan with a family deductible of \$5,200 and a single deductible of \$2,600. A third party administrator, Anthem (through October 2017) and Medical Mutual (beginning November 1, 2017), reviews all claims, which are then paid by the District. The District purchased stop-loss coverage of \$75,000 per employee per year, and \$1.0 million group aggregate for fiscal year 2018. The premiums are paid by the District at a rate of 85% for all teaching employees and at a rate of either 85%, 65%, or 60% for classified staff. Administrators' premiums are paid 85% by the District. The premium is paid by the fund that paid the salary for the employee and is based on historical cost information.

**URBANA CITY SCHOOL DISTRICT
CHAMPAIGN COUNTY, OHIO**

NOTES TO THE BASIC FINANCIAL STATEMENTS
FOR THE FISCAL YEAR ENDED JUNE 30, 2018
(Continued)

NOTE 8 - RISK MANAGEMENT - (Continued)

On January 1, 2013, the District began offering a High Deductible Health Care Plan (HDHP) and a Health Savings Account (HSA) in addition to the traditional preferred provider organization insurance option to qualifying administrative and non-bargaining employees. The District's contributions to the HSA for administrators were \$1,500 for individuals and \$3,000 for families, and the District's contributions to the HSA for all other staff enrolled were \$1,250 for individuals and \$2,500 for families.

Claims of \$335,483 are due to be paid from the internal service fund at June 30, 2018. The claims liability is based on an estimate supplied by the District's third party administrator, and includes estimates of costs relating to incurred but not reported claims.

Changes in claims due for the current and prior fiscal year are as follows:

	Balance at Beginning of Year	Current Year Claims & Changes in Estimates	Claim Payments	Balance at End of Year
2018	\$ 79,916	\$ 3,872,840	\$ (3,617,273)	\$ 335,483
2017	141,601	3,092,999	(3,154,684)	79,916

The District continues to carry commercial insurance for all others risks of loss. Settled claims resulting from these risks have not exceeded commercial insurance in any of the past three fiscal years. There has been no significant reduction in amounts of insurance coverage from fiscal year 2012.

Post-employment health care is provided to plan participants or their beneficiaries through the respective retirement systems discussed in Note 10. As such, no funding provisions are required by the District.

B. Workers' Compensation

For fiscal year 2018, the District participated in the Better Business Bureau of Central Ohio Group Retrospective Rating Plan (the "GRP") through Sheakley. The intent of the GRP is to achieve the benefit of a reduced premium for the District by virtue of its grouping and representation with other participants in the GRP. The workers' compensation experience of the participating entities is calculated as one experience and a common premium rate is applied to all school districts in the GRP. Each participant pays its workers' compensation premium to the State based on the rate for the GRP rather than its individual rate. The firm of Sheakley Uniservice provides administrative, cost control and actuarial services to the GRP. The retrospective plan provides the possibility of increased refund amounts based on look-back performance of the group.

NOTE 9 - DEFINED BENEFIT PENSION PLANS

Net Pension Liability

Pensions are a component of exchange transactions—between an employer and its employees—of salaries and benefits for employee services. Pensions are provided to an employee—on a deferred-payment basis—as part of the total compensation package offered by an employer for employee services each financial period.

**URBANA CITY SCHOOL DISTRICT
CHAMPAIGN COUNTY, OHIO**

NOTES TO THE BASIC FINANCIAL STATEMENTS
FOR THE FISCAL YEAR ENDED JUNE 30, 2018
(Continued)

NOTE 9 - DEFINED BENEFIT PENSION PLANS - (Continued)

The net pension liability represents the District's proportionate share of each pension plan's collective actuarial present value of projected benefit payments attributable to past periods of service, net of each pension plan's fiduciary net position. The net pension liability calculation is dependent on critical long-term variables, including estimated average life expectancies, earnings on investments, cost of living adjustments and others. While these estimates use the best information available, unknowable future events require adjusting this estimate annually.

The Ohio Revised Code limits the District's obligation for this liability to annually required payments. The District cannot control benefit terms or the manner in which pensions are financed; however, the District does receive the benefit of employees' services in exchange for compensation including pension.

GASB 68 assumes the liability is solely the obligation of the employer, because (1) they benefit from employee services; and (2) State statute requires all funding to come from these employers. All contributions to date have come solely from these employers (which also includes costs paid in the form of withholdings from employees). State statute requires the pension plans to amortize unfunded liabilities within 30 years. If the amortization period exceeds 30 years, each pension plan's board must propose corrective action to the State legislature. Any resulting legislative change to benefits or funding could significantly affect the net pension liability. Resulting adjustments to the net pension liability would be effective when the changes are legally enforceable.

Plan Description - School Employees Retirement System (SERS)

Plan Description - The District non-teaching employees participate in SERS, a cost-sharing multiple-employer defined benefit pension plan administered by SERS. SERS provides retirement, disability and survivor benefits, annual cost-of-living adjustments, and death benefits to plan members and beneficiaries. Authority to establish and amend benefits is provided by Ohio Revised Code Chapter 3309. SERS issues a publicly available, stand-alone financial report that includes financial statements, required supplementary information and detailed information about SERS' fiduciary net position. That report can be obtained by visiting the SERS website at www.ohsers.org under Employers/Audit Resources.

Age and service requirements for retirement are as follows:

	Eligible to Retire on or before August 1, 2017 *	Eligible to Retire on or after August 1, 2017
Full benefits	Any age with 30 years of service credit	Age 67 with 10 years of service credit; or Age 57 with 30 years of service credit
Actuarially reduced benefits	Age 60 with 5 years of service credit Age 55 with 25 years of service credit	Age 62 with 10 years of service credit; or Age 60 with 25 years of service credit

* Members with 25 years of service credit as of August 1, 2017, will be included in this plan.

Annual retirement benefits are calculated based on final average salary multiplied by a percentage that varies based on year of service; 2.2 percent for the first thirty years of service and 2.5 percent for years of service credit over 30. Final average salary is the average of the highest three years of salary.

**URBANA CITY SCHOOL DISTRICT
CHAMPAIGN COUNTY, OHIO**

NOTES TO THE BASIC FINANCIAL STATEMENTS
FOR THE FISCAL YEAR ENDED JUNE 30, 2018
(Continued)

NOTE 9 - DEFINED BENEFIT PENSION PLANS - (Continued)

One year after an effective benefit date, a benefit recipient is entitled to a three percent cost-of-living adjustment (COLA). This same COLA is added each year to the base benefit amount on the anniversary date of the benefit.

Funding Policy - Plan members are required to contribute 10 percent of their annual covered salary and the District is required to contribute 14 percent of annual covered payroll. The contribution requirements of plan members and employers are established and may be amended by the SERS' Retirement Board up to statutory maximum amounts of 10 percent for plan members and 14 percent for employers. The Retirement Board, acting with the advice of the actuary, allocates the employer contribution rate among four of the System's funds (Pension Trust Fund, Death Benefit Fund, Medicare B Fund, and Health Care Fund). For the fiscal year ended June 30, 2018, the allocation to pension, death benefits, and Medicare B was 13.5 percent. The remaining 0.5 percent of the employer contribution rate was allocated to the Health Care Fund.

The District's contractually required contribution to SERS was \$301,434 for fiscal year 2018.

Plan Description - State Teachers Retirement System (STRS)

Plan Description - District teachers and other faculty members participate in STRS Ohio, a cost-sharing multiple-employer public employee retirement system administered by STRS. STRS provides retirement and disability benefits to members and death and survivor benefits to beneficiaries. STRS issues a stand-alone financial report that includes financial statements, required supplementary information and detailed information about STRS' fiduciary net position. That report can be obtained by writing to STRS, 275 E. Broad St., Columbus, OH 43215-3771, by calling (888) 227-7877, or by visiting the STRS website at www.strsoh.org.

New members have a choice of three retirement plans; a Defined Benefit (DB) Plan, a Defined Contribution (DC) Plan and a Combined Plan. Benefits are established by Ohio Revised Code Chapter 3307. The DB Plan offers an annual retirement allowance based on final average salary multiplied by a percentage that varies based on years of service. Effective August 1, 2015, the calculation will be 2.2 percent of final average salary for the five highest years of earnings multiplied by all years of service. Effective July 1, 2017, the cost-of-living adjustment was reduced to zero. Members are eligible to retire at age 60 with five years of qualifying service credit, or age 55 with 26 years of service, or 31 years of service regardless of age. Eligibility changes will be phased in until August 1, 2026, when retirement eligibility for unreduced benefits will be five years of service credit and age 65, or 35 years of service credit and at least age 60.

The DC Plan allows members to place all their member contributions and 9.5 percent of the 14 percent employer contributions into an investment account. Investment allocation decisions are determined by the member. The remaining 4.5 percent of the 14 percent employer rate is allocated to the defined benefit unfunded liability. A member is eligible to receive a retirement benefit at age 50 and termination of employment. The member may elect to receive a lifetime monthly annuity or a lump sum withdrawal.

**URBANA CITY SCHOOL DISTRICT
CHAMPAIGN COUNTY, OHIO**

NOTES TO THE BASIC FINANCIAL STATEMENTS
FOR THE FISCAL YEAR ENDED JUNE 30, 2018
(Continued)

NOTE 9 - DEFINED BENEFIT PENSION PLANS - (Continued)

The Combined Plan offers features of both the DB Plan and the DC Plan. In the Combined Plan, 12% of the 14% member rate goes to the DC Plan and the remaining 2% is applied to the DB Plan. Member contributions to the DC Plan are allocated among investment choices by the member, and contributions to the DB Plan from the employer and the member are used to fund the defined benefit payment at a reduced level from the regular DB Plan. The defined benefit portion of the Combined Plan payment is payable to a member on or after age 60 with five years of service. The defined contribution portion of the account may be taken as a lump sum payment or converted to a lifetime monthly annuity after termination of employment at age 50 or later.

New members who choose the DC Plan or Combined Plan will have another opportunity to reselect a permanent plan during their fifth year of membership. Members may remain in the same plan or transfer to another STRS plan. The optional annuitization of a member's defined contribution account or the defined contribution portion of a member's Combined Plan account to a lifetime benefit results in STRS bearing the risk of investment gain or loss on the account. STRS has therefore included all three plan options as one defined benefit plan for GASB 68 reporting purposes.

A DB or Combined Plan member with five or more years of credited service who is determined to be disabled may qualify for a disability benefit. Eligible survivors of members who die before service retirement may qualify for monthly benefits. New members on or after July 1, 2013, must have at least ten years of qualifying service credit that apply for disability benefits. Members in the DC Plan who become disabled are entitled only to their account balance. If a member of the DC Plan dies before retirement benefits begin, the member's designated beneficiary is entitled to receive the member's account balance.

Funding Policy - Employer and member contribution rates are established by the State Teachers Retirement Board and limited by Chapter 3307 of the Ohio Revised Code. For fiscal year 2018, plan members were required to contribute 14 percent of their annual covered salary. The District was required to contribute 14 percent; the entire 14 percent was the portion used to fund pension obligations. The fiscal year 2018 contribution rates were equal to the statutory maximum rates.

The District's contractually required contribution to STRS was \$1,348,336 for fiscal year 2018.

Net Pension Liability

The net pension liability was measured as of June 30, 2017, and the total pension liability used to calculate the net pension liability was determined by an actuarial valuation as of that date. The District's proportion of the net pension liability was based on the District's share of contributions to the pension plan relative to the projected contributions of all participating entities. Following is information related to the proportionate share:

	<u>SERS</u>	<u>STRS</u>	<u>Total</u>
Proportion of the net pension liability prior measurement date	0.08065200%	0.08378730%	
Proportion of the net pension liability current measurement date	<u>0.08080110%</u>	<u>0.08478915%</u>	
Change in proportionate share	<u>0.00014910%</u>	<u>0.00100185%</u>	
Proportionate share of the net pension liability	\$ 4,827,687	\$ 20,141,844	\$ 24,969,531

**URBANA CITY SCHOOL DISTRICT
CHAMPAIGN COUNTY, OHIO**

NOTES TO THE BASIC FINANCIAL STATEMENTS
FOR THE FISCAL YEAR ENDED JUNE 30, 2018
(Continued)

NOTE 9 - DEFINED BENEFIT PENSION PLANS - (Continued)

Actuarial Assumptions - SERS

SERS' total pension liability was determined by their actuaries in accordance with GASB Statement No. 67, as part of their annual actuarial valuation for each defined benefit retirement plan. Actuarial valuations of an ongoing plan involve estimates of the value of reported amounts (e.g., salaries, credited service) and assumptions about the probability of occurrence of events far into the future (e.g., mortality, disabilities, retirements, employment termination). Actuarially determined amounts are subject to continual review and potential modifications, as actual results are compared with past expectations and new estimates are made about the future.

Projections of benefits for financial reporting purposes are based on the substantive plan (the plan as understood by the employers and plan members) and include the types of benefits provided at the time of each valuation and the historical pattern of sharing benefit costs between the employers and plan members to that point. The projection of benefits for financial reporting purposes does not explicitly incorporate the potential effects of legal or contractual funding limitations.

Actuarial calculations reflect a long-term perspective. For a newly hired employee, actuarial calculations will take into account the employee's entire career with the employer and also take into consideration the benefits, if any, paid to the employee after termination of employment until the death of the employee and any applicable contingent annuitant. In many cases actuarial calculations reflect several decades of service with the employer and the payment of benefits after termination.

Key methods and assumptions used in calculating the total pension liability in the latest actuarial valuation, prepared as of June 30, 2017, are presented below:

Wage inflation	3.00 percent
Future salary increases, including inflation	3.50 percent to 18.20 percent
COLA or ad hoc COLA	2.50 percent
Investment rate of return	7.50 percent net of investments expense, including inflation
Actuarial cost method	Entry age normal (level percent of payroll)

Prior to 2017, an assumption of 3 percent was used for COLA or Ad Hoc COLA.

For 2017, the mortality rates were based on the RP-2014 Blue Collar Mortality Table with fully generational projection and a five-year age set-back for both males and females. Mortality among service retired members, and beneficiaries were based upon the RP-2014 Blue Collar Mortality Table with fully generational projection with Scale BB, 120 percent of male rates, and 110 percent of female rates. Mortality among disable members were based upon the RP-2000 Disabled Mortality Table, 90 percent for male rates and 100 percent for female rates, set back five years is used for the period after disability retirement.

The most recent experience study was completed for the five year period ended June 30, 2015.

The long-term return expectation for the Pension Plan Investments has been determined using a building-block approach and assumes a time horizon, as defined in SERS' *Statement of Investment Policy*. A forecasted rate of inflation serves as the baseline for the return expectation. Various real return premiums over the baseline inflation rate have been established for each asset class. The long-term expected nominal rate of return has been determined by calculating a weighted averaged of the expected real return premiums for each asset class, adding the projected inflation rate, and adding the expected return from rebalancing uncorrelated asset classes.

**URBANA CITY SCHOOL DISTRICT
CHAMPAIGN COUNTY, OHIO**

NOTES TO THE BASIC FINANCIAL STATEMENTS
FOR THE FISCAL YEAR ENDED JUNE 30, 2018
(Continued)

NOTE 9 - DEFINED BENEFIT PENSION PLANS - (Continued)

The target allocation and best estimates of arithmetic real rates of return for each major assets class are summarized in the following table:

Asset Class	Target Allocation	Long Term Expected Real Rate of Return
Cash	1.00 %	0.50 %
US Equity	22.50	4.75
International Equity	22.50	7.00
Fixed Income	19.00	1.50
Private Equity	10.00	8.00
Real Assets	15.00	5.00
Multi-Asset Strategies	10.00	3.00
Total	<u>100.00 %</u>	

Discount Rate - The total pension liability was calculated using the discount rate of 7.50 percent. The projection of cash flows used to determine the discount rate assumed the contributions from employers and from the members would be computed based on contribution requirements as stipulated by State statute. Projected inflows from investment earning were calculated using the long-term assumed investment rate of return (7.50 percent). Based on those assumptions, the plan's fiduciary net position was projected to be available to make all future benefit payments of current plan members. Therefore, the long-term expected rate of return on pension plan investments was applied to all periods of projected benefits to determine the total pension liability.

Sensitivity of the District's Proportionate Share of the Net Pension Liability to Changes in the Discount Rate - Net pension liability is sensitive to changes in the discount rate, and to illustrate the potential impact the following table presents the net pension liability calculated using the discount rate of 7.50 percent, as well as what each plan's net pension liability would be if it were calculated using a discount rate that is one percentage point lower (6.50 percent), or one percentage point higher (8.50 percent) than the current rate.

	1% Decrease (6.50%)	Current Discount Rate (7.50%)	1% Increase (8.50%)
District's proportionate share of the net pension liability	\$ 6,699,575	\$ 4,827,687	\$ 3,259,599

Actuarial Assumptions - STRS Ohio

Key methods and assumptions used in the latest actuarial valuation, reflecting experience study results used in the July 1, 2017, actuarial valuation, compared with July 1, 2016 are presented below:

**URBANA CITY SCHOOL DISTRICT
CHAMPAIGN COUNTY, OHIO**

NOTES TO THE BASIC FINANCIAL STATEMENTS
FOR THE FISCAL YEAR ENDED JUNE 30, 2018
(Continued)

NOTE 9 - DEFINED BENEFIT PENSION PLANS - (Continued)

	July 1, 2017	July 1, 2016
Inflation	2.50 percent	2.75 percent
Projected salary increases	12.50 percent at age 20 to 2.50 percent at age 65	12.25 percent at age 20 to 2.75 percent at age 70
Investment rate of return	7.45 percent, net of investment expenses, including inflation	7.75 percent, net of investment expenses, including inflation
Payroll increases	3 percent	3.5 percent
Cost-of-living adjustments (COLA)	0.0 percent, effective July 1, 2017	2 percent simple applied as follows: for members retiring before August 1, 2013, 2 percent per year; for members retiring August 1, 2013, or later, 2 percent COLA commences on fifth anniversary of retirement date.

For the July 1, 2017, actuarial valuation, post-retirement mortality rates for healthy retirees are based on the RP-2014 Annuitant Mortality Table with 50 percent of rates through age 69, 70 percent of rates between ages 70 and 79, 90 percent of rates between ages 80 and 84, and 100 percent of rates thereafter, projected forward generationally using mortality improvement scale MP-2016. Post-retirement disabled mortality rates are based on the RP-2014 Disabled Mortality Table with 90 percent of rates for males and 100 percent of rates for females, projected forward generationally using mortality improvement scale MP-2016. Pre-retirement mortality rates are based on RP-2014 Employee Mortality Table, projected forward generationally using mortality improvement scale MP-2016.

For the July 1, 2016 actuarial valuation, mortality rates were based on the RP-2000 Combined Mortality Table (Projection 2022—Scale AA) for Males and Females. Males' ages are set-back two years through age 89 and no set-back for age 90 and above. Females younger than age 80 are set back four years, one year set back from age 80 through 89, and no set back from age 90 and above.

Actuarial assumptions used in the July 1 2017, valuation are based on the results of an actuarial experience study for the period July 1, 2011 through June 30, 2016. Actuarial assumptions used in the June 30, 2016, valuation are based on the results of an actuarial experience study, effective July 1, 2012.

STRS Ohio's investment consultant develops an estimate range for the investment return assumption based on the target allocation adopted by the Retirement Board. The target allocation and long-term expected rate of return for each major asset class are summarized as follows:

**URBANA CITY SCHOOL DISTRICT
CHAMPAIGN COUNTY, OHIO**

NOTES TO THE BASIC FINANCIAL STATEMENTS
FOR THE FISCAL YEAR ENDED JUNE 30, 2018
(Continued)

NOTE 9 - DEFINED BENEFIT PENSION PLANS - (Continued)

Asset Class	Target Allocation	Long Term Expected Real Rate of Return *
Domestic Equity	28.00 %	7.35 %
International Equity	23.00	7.55
Alternatives	17.00	7.09
Fixed Income	21.00	3.00
Real Estate	10.00	6.00
Liquidity Reserves	1.00	2.25
Total	<u>100.00 %</u>	

*10-Year annualized geometric nominal returns, which include the real rate of return and inflation of 2.25% and does not include investment expenses. Over a 30-year period, STRS; investment consultant indicates that the above target allocations should generate a return above the actuarial rate of return, without net value added by management.

Discount Rate - The discount rate used to measure the total pension liability was 7.45 percent as of June 30, 2017. The discount rate used to measure the total pension liability was 7.75 percent as of June 30, 2016. The projection of cash flows used to determine the discount rate assumes member and employer contributions will be made at the statutory contribution rates in accordance with rate increases described above. For this purpose, only employer contributions that are intended to fund benefits of current plan members and their beneficiaries are included. Projected employer contributions that are intended to fund the service costs of future plan members and their beneficiaries, as well as projected contributions from future plan members, are not included. Based on those assumptions, STRS' fiduciary net position was projected to be available to make all projected future benefit payments to current plan members as of June 30, 2017. Therefore, the long-term expected rate of return on pension plan investments of 7.45 percent was applied to all periods of projected benefit payment to determine the total pension liability as of June 30, 2017.

Sensitivity of the District's Proportionate Share of the Net Pension Liability to Changes in the Discount Rate - The following table presents the District's proportionate share of the net pension liability calculated using the current period discount rate assumption of 7.45 percent, as well as what the District's proportionate share of the net pension liability would be if it were calculated using a discount rate that is one-percentage-point lower (6.45 percent) or one-percentage-point higher (8.45 percent) than the current rate:

	1% Decrease (6.45%)	Current Discount Rate (7.45%)	1% Increase (8.45%)
District's proportionate share of the net pension liability	\$ 28,872,648	\$ 20,141,844	\$ 12,787,451

**URBANA CITY SCHOOL DISTRICT
CHAMPAIGN COUNTY, OHIO**

NOTES TO THE BASIC FINANCIAL STATEMENTS
FOR THE FISCAL YEAR ENDED JUNE 30, 2018
(Continued)

NOTE 10 - DEFINED BENEFIT OPEB PLANS

Net OPEB Liability

For fiscal year 2018, Governmental Accounting Standards Board (GASB) Statement No. 75, "Accounting and Financial Reporting for Postemployment Benefits Other Than Pensions" was effective. This GASB pronouncement had no effect on beginning net position as reported June 30, 2017, as the net OPEB liability is not reported in the accompanying financial statements. The net OPEB liability has been disclosed below.

OPEB is a component of exchange transactions—between an employer and its employees—of salaries and benefits for employee services. OPEB are provided to an employee—on a deferred-payment basis—as part of the total compensation package offered by an employer for employee services each financial period.

The net OPEB liability represents the District's proportionate share of each OPEB plan's collective actuarial present value of projected benefit payments attributable to past periods of service, net of each OPEB plan's fiduciary net position. The net OPEB liability calculation is dependent on critical long-term variables, including estimated average life expectancies, earnings on investments, cost of living adjustments and others. While these estimates use the best information available, unknowable future events require adjusting these estimates annually.

The Ohio Revised Code limits the District's obligation for this liability to annually required payments. The District cannot control benefit terms or the manner in which OPEB are financed; however, the District does receive the benefit of employees' services in exchange for compensation including OPEB.

GASB 75 assumes the liability is solely the obligation of the employer, because they benefit from employee services. OPEB contributions come from these employers and health care plan enrollees which pay a portion of the health care costs in the form of a monthly premium. The Ohio Revised Code permits, but does not require the retirement systems to provide healthcare to eligible benefit recipients. Any change to benefits or funding could significantly affect the net OPEB liability. Resulting adjustments to the net OPEB liability would be effective when the changes are legally enforceable. The retirement systems may allocate a portion of the employer contributions to provide for these OPEB benefits.

Plan Description - School Employees Retirement System (SERS)

Health Care Plan Description - The District contributes to the SERS Health Care Fund, administered by SERS for non-certificated retirees and their beneficiaries. For GASB 75 purposes, this plan is considered a cost-sharing other postemployment benefit (OPEB) plan. SERS' Health Care Plan provides healthcare benefits to eligible individuals receiving retirement, disability, and survivor benefits, and to their eligible dependents. Members who retire after June 1, 1986, need 10 years of service credit, exclusive of most types of purchased credit, to qualify to participate in SERS' health care coverage. In addition to age and service retirees, disability benefit recipients and beneficiaries who are receiving monthly benefits due to the death of a member or retiree, are eligible for SERS' health care coverage. Most retirees and dependents choosing SERS' health care coverage are over the age of 65 and therefore enrolled in a fully insured Medicare Advantage plan; however, SERS maintains a traditional, self-insured preferred provider organization for its non-Medicare retiree population. For both groups, SERS offers a self-insured prescription drug program. Health care is a benefit that is permitted, not mandated, by statute. The financial report of the Plan is included in the SERS Comprehensive Annual Financial Report which can be obtained on SERS' website at www.ohsers.org under Employers/Audit Resources.

**URBANA CITY SCHOOL DISTRICT
CHAMPAIGN COUNTY, OHIO**

NOTES TO THE BASIC FINANCIAL STATEMENTS
FOR THE FISCAL YEAR ENDED JUNE 30, 2018
(Continued)

NOTE 10 - DEFINED BENEFIT OPEB PLANS - (Continued)

Access to health care for retirees and beneficiaries is permitted in accordance with Chapter 3309 of the Ohio Revised Code. The Health Care Fund was established and is administered in accordance with Internal Revenue Code Section 105(e). SERS' Retirement Board reserves the right to change or discontinue any health plan or program. Active employee members do not contribute to the Health Care Plan. The SERS Retirement Board established the rules for the premiums paid by the retirees for health care coverage for themselves and their dependents or for their surviving beneficiaries. Premiums vary depending on the plan selected, qualified years of service, Medicare eligibility, and retirement status.

Funding Policy - State statute permits SERS to fund the health care benefits through employer contributions. Each year, after the allocation for statutorily required pensions and benefits, the Retirement Board may allocate the remainder of the employer contribution of 14 percent of covered payroll to the Health Care Fund in accordance with the funding policy. For fiscal year 2018, 0.5 percent of covered payroll was made to health care. An additional health care surcharge on employers is collected for employees earning less than an actuarially determined minimum compensation amount, pro-rated if less than a full year of service credit was earned. For fiscal year 2018, this amount was \$23,700. Statutes provide that no employer shall pay a health care surcharge greater than 2 percent of that employer's SERS-covered payroll; nor may SERS collect in aggregate more than 1.5 percent of the total statewide SERS-covered payroll for the health care surcharge. For fiscal year 2018, the District's surcharge obligation was \$41,630.

The surcharge, added to the allocated portion of the 14 percent employer contribution rate is the total amount assigned to the Health Care Fund. The District's contractually required contribution to SERS was \$52,794 for fiscal year 2018.

Plan Description - State Teachers Retirement System (STRS)

Plan Description - The State Teachers Retirement System of Ohio (STRS) administers a cost-sharing Health Plan administered for eligible retirees who participated in the defined benefit or combined pension plans offered by STRS. Ohio law authorizes STRS to offer this plan. Benefits include hospitalization, physicians' fees, prescription drugs and partial reimbursement of monthly Medicare Part B premiums. Medicare Part B premium reimbursements will be discontinued effective January 1, 2020. The Plan is included in the report of STRS which can be obtained by visiting www.strsoh.org or by calling (888) 227-7877.

Funding Policy - Ohio Revised Code Chapter 3307 authorizes STRS to offer the Plan and gives the Retirement Board discretionary authority over how much, if any, of the health care costs will be absorbed by STRS. Active employee members do not contribute to the Health Care Plan. Nearly all health care plan enrollees, for the most recent year, pay a portion of the health care costs in the form of a monthly premium. Under Ohio law, funding for post-employment health care may be deducted from employer contributions, currently 14 percent of covered payroll. For the fiscal year ended June 30, 2018, STRS did not allocate any employer contributions to post-employment health care.

**URBANA CITY SCHOOL DISTRICT
CHAMPAIGN COUNTY, OHIO**

NOTES TO THE BASIC FINANCIAL STATEMENTS
FOR THE FISCAL YEAR ENDED JUNE 30, 2018
(Continued)

NOTE 10 - DEFINED BENEFIT OPEB PLANS - (Continued)

Net OPEB Liability

The net OPEB liability was measured as of June 30, 2017, and the total OPEB liability used to calculate the net OPEB liability was determined by an actuarial valuation as of that date. The District's proportion of the net OPEB liability was based on the District's share of contributions to the respective retirement systems relative to the contributions of all participating entities. Following is information related to the proportionate share:

	<u>SERS</u>	<u>STRS</u>	<u>Total</u>
Proportion of the net OPEB liability prior measurement date	0.08140280%	0.08478915%	
Proportion of the net OPEB liability current measurement date	<u>0.08140280%</u>	<u>0.08478915%</u>	
Change in proportionate share	<u>0.00000000%</u>	<u>0.00000000%</u>	
Proportionate share of the net OPEB liability	\$ 2,184,637	\$ 3,308,160	\$ 5,492,797

Actuarial Assumptions - SERS

The total OPEB liability is determined by SERS' actuaries in accordance with GASB Statement No. 74, as part of their annual actuarial valuation for each retirement plan. Actuarial valuations of an ongoing plan involve estimates of the value of reported amounts (e.g., salaries, credited service) and assumptions about the probability of occurrence of events far into the future (e.g., mortality, disabilities, retirements, employment terminations). Actuarially determined amounts are subject to continual review and potential modifications, as actual results are compared with past expectations and new estimates are made about the future.

Projections of benefits for financial reporting purposes are based on the substantive plan (the plan as understood by the employers and plan members) and include the types of benefits provided at the time of each valuation and the historical pattern of sharing benefit costs between the employers and plan members to that point. The projection of benefits for financial reporting purposes does not explicitly incorporate the potential effects of legal or contractual funding limitations.

Actuarial calculations reflect a long-term perspective. For a newly hired employee, actuarial calculations will take into account the employee's entire career with the employer and also take into consideration the benefits, if any, paid to the employee after termination of employment until the death of the employee and any applicable contingent annuitant. In many cases, actuarial calculations reflect several decades of service with the employer and the payment of benefits after termination.

**URBANA CITY SCHOOL DISTRICT
CHAMPAIGN COUNTY, OHIO**

NOTES TO THE BASIC FINANCIAL STATEMENTS
FOR THE FISCAL YEAR ENDED JUNE 30, 2018
(Continued)

NOTE 10 - DEFINED BENEFIT OPEB PLANS - (Continued)

Key methods and assumptions used in calculating the total OPEB liability in the latest actuarial valuation date of June 30, 2017, are presented below:

Wage inflation	3.00 percent
Future salary increases, including inflation	3.50 percent to 18.20 percent
Investment rate of return	7.50 percent net of investments expense, including inflation
Municipal bond index rate:	
Measurement date	3.56 percent
Prior measurement date	2.92 percent
Single equivalent interest rate, net of plan investment expense, including price inflation:	
Measurement date	3.63 percent
Prior measurement date	2.98 percent
Medical trend assumption:	
Medicare	5.50 to 5.00 percent
Pre-Medicare	7.50 to 5.00 percent

Mortality rates were based on the RP-2014 Blue Collar Mortality Table with fully generational projection and Scale BB, 120 percent of male rates and 110 percent of female rates. RP-2000 Disabled Mortality Table with 90 percent for male rates and 100 percent for female rates set back five years.

The most recent experience study was completed for the five-year period ended June 30, 2015.

The long-term expected rate of return on plan assets is reviewed as part of the actuarial five-year experience study. The most recent study covers fiscal years 2010 through 2015, and was adopted by the Board on April 21, 2016. Several factors are considered in evaluating the long-term rate of return assumption including long-term historical data, estimates inherent in current market data, and a log-normal distribution analysis in which best-estimate ranges of expected future real rates of return were developed by the investment consultant for each major asset class. These ranges were combined to produce the long-term expected rate of return, 7.50 percent, by weighting the expected future real rates of return by the target asset allocation percentage and then adding expected inflation. The capital market assumptions developed by the investment consultant are intended for use over a 10-year horizon and may not be useful in setting the long-term rate of return for funding pension plans which covers a longer timeframe. The assumption is intended to be a long-term assumption and is not expected to change absent a significant change in the asset allocation, a change in the inflation assumption, or a fundamental change in the market that alters expected returns in future years.

**URBANA CITY SCHOOL DISTRICT
CHAMPAIGN COUNTY, OHIO**

NOTES TO THE BASIC FINANCIAL STATEMENTS
FOR THE FISCAL YEAR ENDED JUNE 30, 2018
(Continued)

NOTE 10 - DEFINED BENEFIT OPEB PLANS - (Continued)

The target asset allocation and best estimates of arithmetic real rates of return for each major asset class, as used in the June 30, 2015 five-year experience study, are summarized as follows:

Asset Class	Target Allocation	Long-Term Expected Real Rate of Return
Cash	1.00 %	0.50 %
US Stocks	22.50	4.75
Non-US Stocks	22.50	7.00
Fixed Income	19.00	1.50
Private Equity	10.00	8.00
Real Assets	15.00	5.00
Multi-Asset Strategies	10.00	3.00
Total	<u>100.00 %</u>	

Discount Rate - The discount rate used to measure the total OPEB liability at June 30, 2017 was 3.63 percent. The discount rate used to measure total OPEB liability prior to June 30, 2017 was 2.98 percent. The projection of cash flows used to determine the discount rate assumed that contributions will be made from members and the System at the State statute contribution rate of 2.00 percent of projected covered employee payroll each year, which includes a 1.50 percent payroll surcharge and 0.50 percent of contributions from the basic benefits plan. Based on these assumptions, the OPEB plan's fiduciary net position was projected to become insufficient to make future benefit payments during the fiscal year ending June 30, 2025. Therefore, the long-term expected rate of return on OPEB plan assets was used to present value the projected benefit payments through the fiscal year ending June 30, 2024 and the Fidelity General Obligation 20-year Municipal Bond Index rate of 3.56 percent, as of June 30, 2017 (i.e. municipal bond rate), was used to present value the projected benefit payments for the remaining years in the projection. The total present value of projected benefit payments from all years was then used to determine the single rate of return that was used as the discount rate. The projection of future benefit payments for all current plan members was until the benefit payments ran out.

Sensitivity of the District's Proportionate Share of the Net OPEB Liability to Changes in the Discount Rate and Changes in the Health Care Cost Trend Rates - The net OPEB liability is sensitive to changes in the discount rate and the health care cost trend rate. The following table presents the net OPEB liability of SERS, what SERS' net OPEB liability would be if it were calculated using a discount rate that is 1 percentage point lower (2.63%) and higher (4.63%) than the current discount rate (3.63%). Also shown is what SERS' net OPEB liability would be based on health care cost trend rates that are 1 percentage point lower (6.5% decreasing to 4.0%) and higher (8.5% decreasing to 6.0%) than the current rate.

	1% Decrease (2.63%)	Current Discount Rate (3.63%)	1% Increase (4.63%)
District's proportionate share of the net OPEB liability	\$ 2,638,228	\$ 2,184,637	\$ 1,825,278

**URBANA CITY SCHOOL DISTRICT
CHAMPAIGN COUNTY, OHIO**

NOTES TO THE BASIC FINANCIAL STATEMENTS
FOR THE FISCAL YEAR ENDED JUNE 30, 2018
(Continued)

NOTE 10 - DEFINED BENEFIT OPEB PLANS - (Continued)

	1% Decrease (6.5 % decreasing to 4.0 %)	Current Trend Rate (7.5 % decreasing to 5.0 %)	1% Increase (8.5 % decreasing to 6.0 %)
District's proportionate share of the net OPEB liability	\$ 1,772,669	\$ 2,184,637	\$ 2,729,884

Actuarial Assumptions - STRS

Key methods and assumptions used in the latest actuarial valuation, reflecting experience study results used in the June 30, 2017, actuarial valuation are presented below:

Inflation	2.50 percent
Projected salary increases	12.50 percent at age 20 to 2.50 percent at age 65
Investment rate of return	7.45 percent, net of investment expenses, including inflation
Payroll increases	3 percent
Cost-of-living adjustments (COLA)	0.0 percent, effective July 1, 2017
Blended discount rate of return	4.13 percent
Health care cost trends	6 to 11 percent initial, 4.5 percent ultimate

Projections of benefits include the historical pattern of sharing benefit costs between the employers and retired plan members.

For healthy retirees the mortality rates are based on the RP-2014 Annuitant Mortality Table with 50 percent of rates through age 69, 70 percent of rates between ages 70 and 79, 90 percent of rates between ages 80 and 84, and 100 percent of rates thereafter, projected forward generationally using mortality improvement scale MP-2016. For disabled retirees, mortality rates are based on the RP-2014 Disabled Mortality Table with 90 percent of rates for males and 100 percent of rates for females, projected forward generationally using mortality improvement scale MP-2016.

Actuarial assumptions used in the June 30, 2017, valuation are based on the results of an actuarial experience study for the period July 1, 2011 through June 30, 2016.

Since the prior measurement date, the discount rate was increased from 3.26 percent to 4.13 percent based on the methodology defined under GASB *Statement No. 74, Financial Reporting for Postemployment Benefit Plans Other Than Pension Plans (OPEB)* and the long term expected rate of return was reduced from 7.75 percent to 7.45 percent. Valuation year per capita health care costs were updated, and the salary scale was modified. The percentage of future retirees electing each option was updated based on current data and the percentage of future disabled retirees and terminated vested participants electing health coverage were decreased. The assumed mortality, disability, retirement, withdrawal and future health care cost trend rates were modified along with the portion of rebated prescription drug costs.

**URBANA CITY SCHOOL DISTRICT
CHAMPAIGN COUNTY, OHIO**

NOTES TO THE BASIC FINANCIAL STATEMENTS
FOR THE FISCAL YEAR ENDED JUNE 30, 2018
(Continued)

NOTE 10 - DEFINED BENEFIT OPEB PLANS - (Continued)

Also, since the prior measurement date, the subsidy multiplier for non-Medicare benefit recipients was reduced from 2.1 percent to 1.9 percent per year of service. Medicare Part B premium reimbursements were discontinued for certain survivors and beneficiaries and all remaining Medicare Part B premium reimbursements will be discontinued beginning January 2019. Subsequent to the current measurement date, the date for discontinuing remaining Medicare Part B premium reimbursements was extended to January 2020.

STRS' investment consultant develops an estimate range for the investment return assumption based on the target allocation adopted by the Retirement Board. The target allocation and long-term expected rate of return for each major asset class are summarized as follows:

<u>Asset Class</u>	<u>Target Allocation</u>	<u>Long-Term Expected Rate of Return *</u>
Domestic Equity	28.00 %	7.35 %
International Equity	23.00	7.55
Alternatives	17.00	7.09
Fixed Income	21.00	3.00
Real Estate	10.00	6.00
Liquidity Reserves	1.00	2.25
 Total	 <u>100.00 %</u>	

* 10 year annualized geometric nominal returns, which include the real rate of return and inflation of 2.25 percent and does not include investment expenses. Over a 30-year period, STRS' investment consultant indicates that the above target allocations should generate a return above the actual rate of return, without net value added by management.

Discount Rate - The discount rate used to measure the total OPEB liability was 4.13 percent as of June 30, 2017. The projection of cash flows used to determine the discount rate assumes STRS continues to allocate no employer contributions to the health care fund. Based on these assumptions, the OPEB plan's fiduciary net position was not projected to be sufficient to make all projected future benefit payments of current plan members. The OPEB plan's fiduciary net position was projected to become insufficient to make future benefit payments during the fiscal year ending June 30, 2037. Therefore, the long-term expected rate of return on OPEB plan assets was used to determine the present value of the projected benefit payments through the fiscal year ending June 30, 2036 and the Bond Buyer 20-year municipal bond rate of 3.58 percent as of June 30, 2017 (i.e. municipal bond rate), was used to determine the present value of the projected benefit payments for the remaining years in the projection. The total present value of projected benefit payments from all years was then used to determine the single rate of return that was used as the discount rate. The blended discount rate of 4.13 percent, which represents the long-term expected rate of return of 7.45 percent for the funded benefit payments and the Bond Buyer 20-year municipal bond rate of 3.58 percent for the unfunded benefit payments, was used to measure the total OPEB liability as of June 30, 2017. A blended discount rate of 3.26 percent which represents the long term expected rate of return of 7.75 percent for the funded benefit payments and the Bond Buyer 20-year municipal bond rate of 2.85 percent for the unfunded benefit payments was used to measure the total OPEB liability at June 30, 2016.

**URBANA CITY SCHOOL DISTRICT
CHAMPAIGN COUNTY, OHIO**

NOTES TO THE BASIC FINANCIAL STATEMENTS
FOR THE FISCAL YEAR ENDED JUNE 30, 2018
(Continued)

NOTE 10 - DEFINED BENEFIT OPEB PLANS - (Continued)

Sensitivity of the District's Proportionate Share of the Net OPEB Liability to Changes in the Discount and Health Care Cost Trend Rate - The following table represents the net OPEB liability as of June 30, 2017, calculated using the current period discount rate assumption of 4.13 percent, as well as what the net OPEB liability would be if it were calculated using a discount rate that is one percentage point lower (3.13 percent) or one percentage point higher (5.13 percent) than the current assumption. Also shown is the net OPEB liability as if it were calculated using health care cost trend rates that are one percentage point lower or one percentage point higher than the current health care cost trend rates.

	<u>1% Decrease (3.13%)</u>	<u>Current Discount Rate (4.13%)</u>	<u>1% Increase (5.13%)</u>
District's proportionate share of the net OPEB liability	\$ 4,441,151	\$ 3,308,160	\$ 2,412,726

	<u>1% Decrease</u>	<u>Current Trend Rate</u>	<u>1% Increase</u>
District's proportionate share of the net OPEB liability	\$ 2,298,368	\$ 3,308,160	\$ 4,637,164

NOTE 11 - BUDGETARY BASIS OF ACCOUNTING

While reporting financial position, results of operations, and changes in fund balance on the cash basis, the budgetary basis as provided by law is based upon accounting for certain transactions on a basis of cash receipts, disbursements and encumbrances.

The statement of receipts, disbursements and changes in fund balance - budget and actual (budgetary basis) presented for the general fund is presented on the budgetary basis to provide a meaningful comparison of actual results with the budget. The major differences between the budget basis and the cash basis are that:

- (a) In order to determine compliance with Ohio law, and to reserve that portion of the applicable appropriation, total outstanding encumbrances (budget basis) are recorded as the equivalent of an expenditure, as opposed to assigned or committed fund balance for that portion of outstanding encumbrances (cash basis); and,
- (b) Some funds are included in the general fund (cash basis), but have separate legally adopted budgets (budget basis).

**URBANA CITY SCHOOL DISTRICT
CHAMPAIGN COUNTY, OHIO**

NOTES TO THE BASIC FINANCIAL STATEMENTS
FOR THE FISCAL YEAR ENDED JUNE 30, 2018
(Continued)

NOTE 11 - BUDGETARY BASIS OF ACCOUNTING - (Continued)

The adjustments necessary to convert the results of operations for the year on the budget basis to the cash basis for the general fund is as follows:

Net Change in Fund Balance	
	<u>General fund</u>
Budget basis	\$ 334,237
Funds budgeted elsewhere	(4,722)
Adjustment for encumbrances	<u>371,791</u>
Cash basis	<u>\$ 701,306</u>

Certain funds that are legally budgeted in separate special revenue funds are considered part of the general fund on a cash basis. This includes the uniform school supplies fund, the unclaimed monies fund, the public school support fund, the academic achievement banquet fund and the termination benefits fund.

NOTE 12 - CONTINGENCIES

A. Grants

The District receives significant financial assistance from numerous federal, State and local agencies in the form of grants. The disbursement of funds received under these programs generally requires compliance with terms and conditions specified in the grant agreements and are subject to audit by the grantor agencies. Any disallowed claims resulting from such audits could become a liability of the District. However, in the opinion of management, any such disallowed claims will not have a material effect on the financial position of the District.

B. Litigation

The District is not party to legal proceedings that would have a material effect, if any, on the financial condition of the District.

C. Foundation Funding

School District foundation funding is based on the annualized full-time equivalent (FTE) enrollment of each student. The Ohio Department of Education (ODE) is legislatively required to adjust/reconcile funding as enrollment information is updated by schools throughout the State, which can extend past the fiscal year end. As of the date of this report, the ODE adjustments for fiscal year 2018 resulted in a receivable to the District in the amount of \$19,667.

**URBANA CITY SCHOOL DISTRICT
CHAMPAIGN COUNTY, OHIO**

NOTES TO THE BASIC FINANCIAL STATEMENTS
FOR THE FISCAL YEAR ENDED JUNE 30, 2018
(Continued)

NOTE 13 - SET-ASIDES

The District is required by State law to annually set-aside certain general fund revenue amounts, as defined by statutory formula, for the acquisition and construction of capital improvements. Amounts not spent by the end of the fiscal year or offset by similarly restricted resources received during the year must be held in cash at fiscal year-end. This amount must be carried forward to be used for the same purpose in future years. Expenditures exceeding the set-aside requirement may not be carried forward to the next fiscal year.

The following cash-basis information describes the change in the fiscal year-end set-aside amount for capital improvements. Disclosure of this information is required by State statute.

	<u>Capital Improvements</u>
Set-aside balance June 30, 2017	\$ -
Current year set-aside requirement	346,648
Current year offsets	<u>(565,346)</u>
Total	<u>\$ (218,698)</u>
Balance carried forward to fiscal year 2019	<u>\$ -</u>
Set-aside balance June 30, 2018	<u><u>\$ -</u></u>

Although the District had offsets during the fiscal year that reduced the set-aside amount to below zero for the capital improvements set-aside, this amount may not be used to reduce the set-aside requirement for future fiscal years. The negative balance is therefore not presented as being carried forward to future fiscal years.

In addition to the above statutory set-aside, the District also has \$748 in monies restricted for school bus purchases. This amount is shown as a restricted asset and restricted fund balance in the general fund since allowable expenditures are restricted by State statute.

NOTE 14 - OTHER COMMITMENTS

The District utilizes encumbrance accounting as part of its budgetary controls. Encumbrances outstanding at year end may be reported as part of restricted, committed, or assigned classifications of fund balance. At year end, the District's commitments for encumbrances in the governmental funds were as follows:

Fund	Year-End Encumbrances
General fund	\$ 385,249
Building fund	1,362,695
Classroom facilities fund	13,244,887
Nonmajor governmental funds	<u>28,015</u>
Total	<u><u>\$ 15,020,846</u></u>

**URBANA CITY SCHOOL DISTRICT
CHAMPAIGN COUNTY, OHIO**

NOTES TO THE BASIC FINANCIAL STATEMENTS
FOR THE FISCAL YEAR ENDED JUNE 30, 2018
(Continued)

NOTE 15 - TAX ABATEMENTS ENTERED INTO BY OTHER GOVERNMENTS

Champaign County was part of multiple Enterprise Zone tax abatement agreements with local businesses. Enterprise zones are designated areas of land in which businesses can receive tax incentives in the form of tax exemptions on eligible new investment. The Enterprise Zone Program provides tax exemptions for a portion of the value of new real property when the investment is made in conjunction with a project that includes job creation or job retention. These tax abatements reduce assessed value by a percentage agreed upon by all parties that authorize these types of agreements. The agreements affect the property tax receipts collected and distributed to the District. Under the agreements, the District property taxes were reduced by \$3,837 during fiscal year 2018.

Champaign County entered into property tax abatement agreements with property owners under The Ohio Community Reinvestment Area ("CRA") program. The CRA program is a directive incentive tax exemption program benefiting property owners who renovate or construct new buildings. Under this program, the County designated areas to encourage revitalization of the existing housing stock and the development of new structures. The agreements affect the property tax receipts collected and distributed to the District. Under the agreements, the District property taxes were reduced by \$84,157 during fiscal year 2018.

This page intentionally left blank.

**URBANA CITY SCHOOL DISTRICT
CHAMPAIGN COUNTY**

**SCHEDULE OF EXPENDITURES OF FEDERAL AWARDS
FOR THE FISCAL YEAR ENDED JUNE 30, 2018**

FEDERAL GRANTOR Pass Through Grantor Program / Cluster Title	Federal CFDA Number	Pass Through Entity Identifying Number	(1) Federal Expenditures
U.S. DEPARTMENT OF AGRICULTURE			
<i>Passed Through Ohio Department of Education</i>			
Child Nutrition Cluster:			
School Breakfast Program	10.553	N/A	\$215,929
Cash Assistance:			
National School Lunch Program	10.555	N/A	445,518
Noncash Assistance:			
National School Lunch Program	10.555	N/A	55,140
Total National School Lunch Program			<u>500,658</u>
Summer Food Service Program for Children	10.559	N/A	75,054
Total Child Nutrition Cluster and U.S. Department of Agriculture			<u>791,641</u>
U.S. DEPARTMENT OF EDUCATION			
<i>Passed Through Ohio Department of Education</i>			
Title I Grants to Local Educational Agencies	84.010	N/A	568,954
Special Education Cluster (IDEA):			
Special Education Grants to States	84.027	N/A	486,089
Total Special Education Cluster (IDEA)			<u>486,089</u>
Rural Education	84.358	N/A	63,836
Supporting Effective Instruction State Grants (formerly Improving Teacher Quality State Grants)	84.367	N/A	101,276
Student Support and Academic Enrichment Program	84.424	N/A	7,857
Total U.S. Department of Education			<u>1,228,012</u>
Total Expenditures of Federal Awards			<u><u>\$2,019,653</u></u>

(1) There were no amounts passed through to subrecipients.

The accompanying notes are an integral part of this schedule.

**URBANA CITY SCHOOL DISTRICT
CHAMPAIGN COUNTY**

**NOTES TO THE SCHEDULE OF EXPENDITURES OF FEDERAL AWARDS
2 CFR 200.510(b)(6)
FOR THE FISCAL YEAR ENDED JUNE 30, 2018**

NOTE A – BASIS OF PRESENTATION

The accompanying Schedule of Expenditures of Federal Awards (the Schedule) includes the federal award activity of Urbana City School District (the District's) under programs of the federal government for the fiscal year ended June 30, 2018. The information on this Schedule is prepared in accordance with the requirements of Title 2 U.S. Code of Federal Regulations Part 200, *Uniform Administrative Requirements, Cost Principles, and Audit Requirements for Federal Awards* (Uniform Guidance). Because the Schedule presents only a selected portion of the operations of the District, it is not intended to and does not present the financial position or changes in net position of the District.

NOTE B – SUMMARY OF SIGNIFICANT ACCOUNTING POLICIES

Expenditures reported on the Schedule are reported on the cash basis of accounting. Such expenditures are recognized following the cost principles contained in Uniform Guidance wherein certain types of expenditures may or may not be allowable or may be limited as to reimbursement.

NOTE C – INDIRECT COST RATE

The District has elected not to use the 10-percent de minimis indirect cost rate as allowed under the Uniform Guidance.

NOTE D - SUBRECIPIENTS

The District did not provide funds to subrecipients during the audit period.

NOTE E - CHILD NUTRITION CLUSTER

The District commingles cash receipts from the U.S. Department of Agriculture with similar State grants. When reporting expenditures on this Schedule, the District assumes it expends federal monies first.

NOTE F – FOOD DONATION PROGRAM

The District reports commodities consumed on the Schedule at entitlement value. The District allocated donated food commodities to the respective program that benefitted from the use of those donated food commodities.

NOTE G - TRANSFERS BETWEEN PROGRAM YEARS

Federal regulations require schools to obligate certain federal awards by June 30. However, with ODE's consent, schools can transfer unobligated amounts to the subsequent fiscal year's program. The District transferred the following amounts from 2018 to 2019 programs:

<u>Program Title</u>	<u>CFDA Number</u>	<u>Amount Transferred</u>
Supporting Effective Instruction State Grants	84.367	\$ 80,737
Student Support & Academic Enrichment Program	84.424	2,750

OHIO AUDITOR OF STATE KEITH FABER



One First National Plaza
130 West Second Street, Suite 2040
Dayton, Ohio 45402-1502
(937) 285-6677 or (800) 443-9274
WestRegion@ohioauditor.gov

INDEPENDENT AUDITOR'S REPORT ON INTERNAL CONTROL OVER FINANCIAL REPORTING AND ON COMPLIANCE AND OTHER MATTERS REQUIRED BY GOVERNMENT AUDITING STANDARDS

Urbana City School District
Champaign County
711 Wood Street
Urbana, Ohio 43078

To the Board of Education:

We have audited, in accordance with auditing standards generally accepted in the United States and the Comptroller General of the United States' *Government Auditing Standards*, the cash-basis financial statements of the governmental activities, each major fund, and the aggregate remaining fund information of the Urbana City School District, Champaign County, (the District) as of and for the fiscal year ended June 30, 2018, and the related notes to the financial statements, which collectively comprise the District's basic financial statements and have issued our report thereon dated July 8, 2019, wherein we noted the District uses a special purpose framework other than generally accepted accounting principles.

Internal Control Over Financial Reporting

As part of our financial statement audit, we considered the District's internal control over financial reporting (internal control) to determine the audit procedures appropriate in the circumstances to the extent necessary to support our opinions on the financial statements, but not to the extent necessary to opine on the effectiveness of the District's internal control. Accordingly, we have not opined on it.

A *deficiency in internal control* exists when the design or operation of a control does not allow management or employees, when performing their assigned functions, to prevent, or detect and timely correct misstatements. A *material weakness* is a deficiency, or combination of internal control deficiencies resulting in a reasonable possibility that internal control will not prevent or detect and timely correct a material misstatement of the District's financial statements. A *significant deficiency* is a deficiency, or a combination of deficiencies, in internal control that is less severe than a material weakness, yet important enough to merit attention by those charged with governance.

Our consideration of internal control was for the limited purpose described in the first paragraph of this section and was not designed to identify all internal control deficiencies that might be material weaknesses or significant deficiencies. Given these limitations, we did not identify any deficiencies in internal control that we consider material weaknesses. However, unidentified material weaknesses may exist.

Compliance and Other Matters

As part of reasonably assuring whether the District's financial statements are free of material misstatement, we tested its compliance with certain provisions of laws, regulations, contracts, and grant agreements, noncompliance with which could directly and materially affect the determination of financial statement amounts. However, opining on compliance with those provisions was not an objective of our audit and accordingly, we do not express an opinion. The results of our tests disclosed an instance of noncompliance or other matter we must report under *Government Auditing Standards* which is described in the accompanying schedule of findings as item 2018-001.

District's Response to Finding

The District's response to the finding identified in our audit is described in the accompanying schedule of findings and/or corrective action plan. We did not subject the District's response to the auditing procedures applied in the audit of the financial statements and, accordingly, we express no opinion on it.

Purpose of this Report

This report only describes the scope of our internal control and compliance testing and our testing results, and does not opine on the effectiveness of the District's internal control or on compliance. This report is an integral part of an audit performed under *Government Auditing Standards* in considering the District's internal control and compliance. Accordingly, this report is not suitable for any other purpose.



Keith Faber
Auditor of State
Columbus, Ohio

July 8, 2019

OHIO AUDITOR OF STATE KEITH FABER



One First National Plaza
130 West Second Street, Suite 2040
Dayton, Ohio 45402-1502
(937) 285-6677 or (800) 443-9274
WestRegion@ohioauditor.gov

INDEPENDENT AUDITOR'S REPORT ON COMPLIANCE WITH REQUIREMENTS APPLICABLE TO EACH MAJOR FEDERAL PROGRAM AND ON INTERNAL CONTROL OVER COMPLIANCE REQUIRED BY THE UNIFORM GUIDANCE

Urbana City School District
Champaign County
711 Wood Street
Urbana, Ohio 43078

To the Board of Education:

Report on Compliance for each Major Federal Program

We have audited Urbana City School District's (the District) compliance with the applicable requirements described in the U.S. Office of Management and Budget (OMB) *Compliance Supplement* that could directly and materially affect each of Urbana City School District's major federal programs for the fiscal year ended June 30, 2018. The *Summary of Auditor's Results* in the accompanying schedule of findings identifies the District's major federal programs.

Management's Responsibility

The District's Management is responsible for complying with federal statutes, regulations, and the terms and conditions of its federal awards applicable to its federal programs.

Auditor's Responsibility

Our responsibility is to opine on the District's compliance for each of the District's major federal programs based on our audit of the applicable compliance requirements referred to above. Our compliance audit followed auditing standards generally accepted in the United States of America; the standards for financial audits included in the Comptroller General of the United States' *Government Auditing Standards*; and the audit requirements of Title 2 U.S. *Code of Federal Regulations* Part 200, *Uniform Administrative Requirements, Cost Principles, and Audit Requirements for Federal Awards* (Uniform Guidance). These standards and the Uniform Guidance require us to plan and perform the audit to reasonably assure whether noncompliance with the applicable compliance requirements referred to above that could directly and materially affect a major federal program occurred. An audit includes examining, on a test basis, evidence about the District's compliance with those requirements and performing such other procedures as we considered necessary in the circumstances.

We believe our audit provides a reasonable basis for our compliance opinion on each of the District's major programs. However, our audit does not provide a legal determination of the District's compliance.

Basis for Qualified Opinion on Child Nutrition Cluster

As described in finding 2018-002 in the accompanying schedule of findings, the District did not comply with requirements regarding Reporting applicable to its Child Nutrition Cluster major federal program. Compliance with this requirement is necessary, in our opinion, for the District to comply with requirements applicable to this program.

Qualified Opinion on Child Nutrition Cluster

In our opinion, except for the noncompliance described in the *Basis for Qualified Opinion on Child Nutrition Cluster* paragraph, Urbana City School District complied, in all material respects, with the requirements referred to above that could directly and materially affect its Child Nutrition Cluster for the fiscal year ended June 30, 2018.

Unmodified Opinion on the Other Major Federal Program

In our opinion, Urbana City School District complied in all material respects with the requirements referred to above that could directly and materially affect its other major federal program identified in the *Summary of Auditor's Results* section of the accompanying schedule of findings for the fiscal year ended June 30 2018.

The District's response to our noncompliance finding is described in the accompanying schedule of findings and corrective action plan. We did not subject the District's response to the auditing procedures applied in the audit of compliance and, accordingly, we express no opinion on it.

Report on Internal Control Over Compliance

The District's management is responsible for establishing and maintaining effective internal control over compliance with the applicable compliance requirements referred to above. In planning and performing our compliance audit, we considered the District's internal control over compliance with the applicable requirements that could directly and materially affect a major federal program, to determine our auditing procedures appropriate for opining on each major federal program's compliance and to test and report on internal control over compliance in accordance with the Uniform Guidance, but not to the extent needed to opine on the effectiveness of internal control over compliance. Accordingly, we have not opined on the effectiveness of the District's internal control over compliance.

A deficiency in internal control over compliance exists when the design or operation of a control over compliance does not allow management or employees, when performing their assigned functions, to prevent, or to timely detect and correct, noncompliance with a federal program's applicable compliance requirement. *A material weakness in internal control over compliance* is a deficiency, or combination of deficiencies in internal control over compliance, such that there is a reasonable possibility that material noncompliance with a federal program's compliance requirement will not be prevented, or timely detected or corrected. *A significant deficiency in internal over compliance* is a deficiency or a combination of deficiencies in internal control over compliance with a federal program's applicable compliance requirement that is less severe than a material weakness in internal control over compliance, yet important enough to merit attention by those charged with governance.

Our consideration of internal control over compliance was for the limited purpose described in the first paragraph of this section and was not designed to identify all deficiencies in internal control over compliance that might be material weaknesses or significant deficiencies. Therefore, we cannot assure we have identified all deficiencies in internal control over compliance that might be material weaknesses or significant deficiencies. However, we identified a certain deficiency in internal control over compliance that we consider to be a material weakness, described in the accompanying schedule of findings as item 2018-002.

The District's response to our internal control over compliance finding is described in the accompanying schedule of findings and corrective action plan. We did not subject the District's response to the auditing procedures applied in the audit of compliance and, accordingly, we express no opinion on it.

This report only describes the scope of our tests of internal control over compliance and the results of this testing based on the Uniform Guidance requirements. Accordingly, this report is not suitable for any other purpose.



Keith Faber
Auditor of State
Columbus, Ohio

July 8, 2019

**URBANA CITY SCHOOL DISTRICT
CHAMPAIGN COUNTY**

**SCHEDULE OF FINDINGS
2 C.F.R. § 200.515
JUNE 30, 2018**

1. SUMMARY OF AUDITOR'S RESULTS

<i>(d)(1)(i)</i>	Type of Financial Statement Opinion	Unmodified
<i>(d)(1)(ii)</i>	Were there any material weaknesses in internal control reported at the financial statement level (GAGAS)?	No
<i>(d)(1)(ii)</i>	Were there any significant deficiencies in internal control reported at the financial statement level (GAGAS)?	No
<i>(d)(1)(iii)</i>	Was there any reported material noncompliance at the financial statement level (GAGAS)?	Yes
<i>(d)(1)(iv)</i>	Were there any material weaknesses in internal control reported for major federal programs?	Yes
<i>(d)(1)(iv)</i>	Were there any significant deficiencies in internal control reported for major federal programs?	No
<i>(d)(1)(v)</i>	Type of Major Programs' Compliance Opinion	Unmodified – Special Education Cluster (IDEA) Qualified – Child Nutrition Cluster
<i>(d)(1)(vi)</i>	Are there any reportable findings under 2 C.F.R. § 200.516(a)?	Yes
<i>(d)(1)(vii)</i>	Major Programs (list):	Special Education Cluster (IDEA) Child Nutrition Cluster
<i>(d)(1)(viii)</i>	Dollar Threshold: Type A/B Programs	Type A: > \$ 750,000 Type B: all others
<i>(d)(1)(ix)</i>	Low Risk Auditee under 2 C.F.R. § 200.520?	No

**2. FINDINGS RELATED TO THE FINANCIAL STATEMENTS
REQUIRED TO BE REPORTED IN ACCORDANCE WITH GAGAS**

FINDING NUMBER 2018-001

Noncompliance

Ohio Rev. Code § 117.38 provides, in part, that each public office, other than a state agency, shall file a financial report for each fiscal year. The Auditor of State may prescribe forms by rule or may issue guidelines, or both, for such reports. If the Auditor of State has not prescribed a rule regarding the form for the report, the public office shall submit its report on the form utilized by the public office. Ohio Administrative Code Section 117-2-03 further clarifies the requirements of Ohio Rev. Code Section 117.38.

**FINDING 2018-001
 (Continued)**

Ohio Admin. Code § 117-2-03(B) requires the District to file annual financial reports which are prepared using generally accepted accounting principles (GAAP). For fiscal year 2018, the District prepared financial statements that, although formatted similarly to financial statements prescribed by Governmental Accounting Standards Board Statement No. 34, report on the basis of cash receipts and cash disbursements, rather than GAAP. The accompanying financial statements and notes omit certain assets, liabilities, deferred inflows/outflows, fund equities/net position, and disclosures that, while material, cannot be determined at this time. Pursuant to Ohio Rev. Code Section 117.38, the District may be fined and subject to various other administrative remedies for its failure to file the required financial report.

Failure to report on a GAAP basis compromises the District's ability to evaluate and monitor overall financial condition of the District. The District should prepare its financial statements according to generally accepted accounting principles to provide users with more meaningful financial statements.

Officials' Response

See corrective action plan on page 76.

3. FINDINGS FOR FEDERAL AWARDS

Finding Number	2018-002		
CFDA Title and Number	Child Nutrition Cluster: School Breakfast Program – CFDA #10.553 and National School Lunch Program – CFDA #10.555		
Federal Award Identification Number / Year	2018		
Federal Agency	U.S. Department of Agriculture		
Compliance Requirement	Reporting		
Pass-Through Entity	Ohio Department of Education		
Repeat Finding from Prior Audit?	No	Finding Number (if repeat)	N/A

Noncompliance and Material Weakness - Site Claim Forms

7 C.F.R. § 210.7(c) and 210.8(c) provide at a minimum, a claim must include the number of reimbursable meals/milk served by category and type during the period (generally a month) covered by the claim. All meals claimed for reimbursement must (a) be of types authorized by the school food authority's, institution's, or sponsor's administering agency; (b) be served to eligible children; and (c) be supported by accurate meal counts and records indicating the number of meals by category and type.


For fiscal year 2018, the number of reimbursable meals reported on two out of seven (29%) site claim forms examined did not agree to the District's monthly CN-7 and CN-6 reports. The errors ranged from one to fifteen and were due to differences between types of meal reimbursements and human error.

**FINDING 2018-002
(Continued)**

The District should establish and implement procedures to verify the accuracy of monthly site claim forms for all District buildings. Failure to properly report the number of meals for reimbursement could result in loss of revenue or excessive reimbursements which could lead to federal questioned costs in future audits.

Officials' Response

See corrective action plan on page 76.



Urbana City Schools

Dedicated to Excellence

711 Wood Street – Urbana, Ohio 43078

937/653-1402 – 937/652-3845 Fax

www.urbanacityschools.org

*Charles Thiel
Superintendent*


*Mandy Hildebrand
Treasurer*

**SUMMARY SCHEDULE OF PRIOR AUDIT FINDINGS
2 CFR 200.511(b)
JUNE 30, 2018**

Finding Number	Finding Summary	Status	Additional Information
2017-001	Ohio Rev. Code §117.38 and Ohio Admin. Code §117-2-03(B) – Failure to file the annual financial report according to generally accepted accounting principles (GAAP)	Not Corrected	Finding Number 2017-001 Noncompliance Citation ORC 117.38; the Urbana City School District Board of Education understands that the Ohio Revised Code requires the District's financial statements to be prepared in accordance with GAAP; however, an exception has been implemented by the State Auditor for issuance of an unmodified opinion if GAAP look-alike financial statements have been prepared by the District. Due to cost of the conversion, increased audit cost, and cost of employee resources, the Board feels money that would otherwise be spent on conversion to GAAP is better used to educate the students of Urbana City School District. In addition, federal security laws do not require GAAP financial statements, and specifically, SEC Rule 15c2-12 relating to continuing disclosure on outstanding debt (which applies to the District) does not require GAAP financial statements.

Board of Education: – Jim Arter – Jan Engle – Sarah Finch – Amy Paul – Darrell Thomas

AN EQUAL OPPORTUNITY/AFFIRMATIVE ACTION EMPLOYER



Urbana City Schools

Dedicated to Excellence

711 Wood Street – Urbana, Ohio 43078

937/653-1402 – 937/652-3845 Fax

www.urbanacityschools.org

*Charles Thiel
Superintendent*

*Mandy Hildebrand
Treasurer*

**CORRECTIVE ACTION PLAN
2 CFR § 200.511(c)
JUNE 30, 2018**

Finding Number	Planned Corrective Action	Anticipated Completion Date	Responsible Contact Person
2018-001	The Urbana City School District Board of Education understands that the Ohio Revised Code requires the District's financial statements to be prepared in accordance with GAAP; however, an exception has been implemented by the State Auditor for issuance of an unmodified opinion if GAAP look-alike financial statements have been prepared by the District. Due to cost of the conversion, increased audit cost, and cost of employee resources, the Board feels money that would otherwise be spent on conversion to GAAP is better used to educate the students of Urbana City School District. In addition, federal security laws do not require GAAP financial statements, and specifically, SEC Rule 15c2-12 relating to continuing disclosure on outstanding debt (which applies to the District) does not require GAAP financial statements.	N/A	Mandy Hildebrand
2018-002	The district will review with the food service manager the importance of correct completion of site claim forms and CN6 and CN7 forms.	7/31/19	Mandy Hildebrand

Board of Education: – Jim Arter – Jan Engle – Sarah Finch – Amy Paul – Darrell Thomas

AN EQUAL OPPORTUNITY/AFFIRMATIVE ACTION EMPLOYER

OHIO AUDITOR OF STATE KEITH FABER



URBANA CITY SCHOOL DISTRICT

CHAMPAIGN COUNTY

CLERK'S CERTIFICATION

This is a true and correct copy of the report which is required to be filed in the Office of the Auditor of State pursuant to Section 117.26, Revised Code, and which is filed in Columbus, Ohio.

Susan Babbitt

CLERK OF THE BUREAU

**CERTIFIED
AUGUST 1, 2019**