
ALGER & ASSOCIATES, Inc.



OLMSTED FALLS CITY SCHOOL DISTRICT
CUYAHOGA COUNTY, OHIO

A&A
SINGLE AUDIT

FOR THE YEAR ENDED

June 30, 2018

Karen S. Alger, CPA, CGFM –
Managing Partner
6927 Burgundy Ave. NW
North Canton, OH 44720
Phone (330) 354-2327
Fax (330) 768-7574

Gary L. Alger, CPA
Partner
6927 Burgundy Ave NW
North Canton, OH 44720
Phone (330) 353-5851
Fax (330) 768-7574

OHIO AUDITOR OF STATE KEITH FABER



Board of Education
Olmsted Falls City School District
26937 Bagley Road
Olmsted Falls, Ohio 44138

We have reviewed the *Independent Auditor's Report* of the Olmsted Falls City School District, Cuyahoga County, prepared by Alger & Associates, Inc., for the audit period July 1, 2017 through June 30, 2018. Based upon this review, we have accepted these reports in lieu of the audit required by Section 117.11, Revised Code. The Auditor of State did not audit the accompanying financial statements and, accordingly, we are unable to express, and do not express an opinion on them.

Our review was made in reference to the applicable sections of legislative criteria, as reflected by the Ohio Constitution, and the Revised Code, policies, procedures and guidelines of the Auditor of State, regulations and grant requirements. The Olmsted Falls City School District is responsible for compliance with these laws and regulations.

A handwritten signature in cursive script that reads "Keith Faber".

Keith Faber
Auditor of State
Columbus, Ohio

January 23, 2019

**OLMSTED FALLS CITY SCHOOL DISTRICT
CUYAHOGA COUNTY, OHIO**

TABLE OF CONTENTS

Independent Auditor’s Report	1
Management’s Discussion and Analysis	5 - 17
Basic Financial Statements:	
Government-Wide Financial Statements:	
Statement of Net Position	18
Statement of Activities	19
Fund Financial Statements:	
Balance Sheet - Governmental Funds	20
Reconciliation of Total Governmental Fund Balances to Net Position of Governmental Activities.....	21
Statement of Revenues, Expenditures and Changes in Fund Balances - Governmental Funds	22
Reconciliation of the Statement of Revenues, Expenditures and Changes in Fund Balances of Governmental Funds to the Statement of Activities	23
Statement of Revenues, Expenditures and Changes in Fund Balance - Budget (Non-GAAP Basis) and Actual - General Fund	24
Statement of Fund Net Position - Proprietary Fund	25
Statement of Revenues, Expenses and Changes in Fund Net Position - Proprietary Fund	26
Statement of Cash Flows - Proprietary Fund.....	27
Statement of Fiduciary Net Position.....	28
Statement of Changes in Fiduciary Net Position.....	29
Notes to the Basic Financial Statements.....	30 - 78
Required Supplementary Information:	
Schedule of the District’s Proportionate Share of the Net Pension Liability:	
School Employees Retirement System (SERS) of Ohio	80
State Teachers Retirement System (STRS) of Ohio	81
Schedule of District Pension Contributions:	
School Employees Retirement System (SERS) of Ohio	82 - 83
State Teachers Retirement System (STRS) of Ohio	84 - 85
Schedule of the District’s Proportionate Share of the Net OPEB Liability:	
School Employees Retirement System (SERS) of Ohio	86
State Teachers Retirement System (STRS) of Ohio	87
Schedule of District OPEB Contributions:	
School Employees Retirement System (SERS) of Ohio	88 - 89
State Teachers Retirement System (STRS) of Ohio	90 - 91
Notes to Required Supplementary Information	92 - 93
Schedule of Receipts and Expenditures of Federal Award	95
Notes to Schedule of Receipts and Expenditures of Federal Award	96
Independent Auditor’s Report on Compliance with Requirements Applicable to the Major Federal Programs and on Internal Control Over Compliance Required by the Uniform Guidance	97
Independent Auditor’s Report on Internal Control Over Financial Reporting and on Compliance And Other Matters Required by Government Auditing Standards	101
Schedule of Findings	103

This page intentionally left blank



ALGER & ASSOCIATES, Inc.

Certified Public Accountants

INDEPENDENT AUDITOR'S REPORT

Olmsted Falls City School District
Cuyahoga County
26937 Bagley Road
Olmsted Falls, Ohio 44138

To the Board of Education:

Report on the Financial Statements

We have audited the accompanying financial statements of the governmental activities, each major fund, and the aggregate remaining fund information of the Olmsted Falls City School District, Cuyahoga County, Ohio (the District), as of and for the year ended June 30, 2018, and the related notes to the financial statements, which collectively comprise the District's basic financial statements as listed in the table of contents.

Management's Responsibility for the Financial Statements

Management is responsible for preparing and fairly presenting these financial statements in accordance with accounting principles generally accepted in the United States of America; this includes designing, implementing, and maintaining internal control relevant to preparing and fairly presenting financial statements that are free from material misstatement, whether due to fraud or error.

Auditor's Responsibility

Our responsibility is to opine on these financial statements based on our audit. We audited in accordance with auditing standards generally accepted in the United States of America and the financial audit standards in the Comptroller General of the United States' *Government Auditing Standards*. Those standards require us to plan and perform the audit to reasonably assure the financial statements are free from material misstatement.

An audit requires obtaining evidence about financial statement amounts and disclosures. The procedures selected depend on our judgment, including assessing the risks of material financial statement misstatement, whether due to fraud or error. In assessing those risks, we consider internal control relevant to the District's preparation and fair presentation of the financial statements in order to design audit procedures that are appropriate in the circumstances, but not to the extent needed to opine on the effectiveness of the District's internal control. Accordingly, we express no opinion. An audit also includes evaluating the appropriateness of management's accounting policies and the reasonableness of their significant accounting estimates, as well as our evaluation of the overall financial statement presentation.

We believe the audit evidence we obtained is sufficient and appropriate to support our audit opinions.

Opinion

In our opinion, the financial statements referred to above present fairly, in all material respects, the respective financial position of the governmental activities, each major fund, and the aggregate remaining fund information of the Olmsted Falls City School District, Cuyahoga County, Ohio, as of June 30, 2018, and the respective changes in financial position and, where applicable, cash flows thereof and the budgetary comparison for the General Fund thereof for the year then ended in accordance with the accounting principles generally accepted in the United States of America.

Emphasis of Matter

As discussed in Note 3A to the financial statements, during 2018, the District adopted new accounting guidance in Governmental Accounting Standards Board (GASB) Statement No. 75, "Accounting and Financial Reporting for Postemployment Benefits Other Than Pension". We did not modify our opinion regarding this matter.

Other Matters

Required Supplementary Information

Accounting principles generally accepted in the United States of America require this presentation to include *Management's discussion and analysis*, and schedules of net pension liabilities and pension contributions listed in the table of contents, to supplement the basic financial statements. Although this information is not part of the basic financial statements, the Governmental Accounting Standards Board considers it essential for placing the basic financial statements in an appropriate operational, economic, or historical context. We applied certain limited procedures to the required supplementary information in accordance with auditing standards generally accepted in the United States of America, consisting of inquiries of management about the methods of preparing the information and comparing the information for consistency with management's responses to our inquiries, to the basic financial statements, and other knowledge we obtained during our audit of the basic financial statements. We do not opine or provide any assurance on the information because the limited procedures do not provide us with sufficient evidence to opine or provide any other assurance.

Supplementary and Other Information


Our audit was conducted to opine on the District's basic financial statements taken as a whole.

The Schedule of Receipts and Expenditures of Federal Awards presents additional analysis as required by Title 2 U.S. Code of Federal Regulations (CFR) Part 200, Uniform Administrative Requirements, Cost Principles, and Audit Requirements for Federal Awards and is not a required part of the financial statements.

The schedule is management's responsibility, and derives from and relates directly to the underlying accounting and other records used to prepare the basic financial statements. We subjected this schedule to the auditing procedures we applied to the basic financial statements. We also applied certain additional procedures, including comparing and reconciling the schedule directly to the underlying accounting and other records used to prepare the basic financial statements or to the basic financial statements themselves in accordance with auditing standards generally accepted in the United States of America. In our opinion, this schedule is fairly stated in all material respects in relation to the basic financial statements taken as a whole.

Other Reporting Required by Government Auditing Standards

In accordance with *Government Auditing Standards*, we have also issued our report dated December 18, 2018, on our consideration of the District's internal control over financial reporting and our tests of its compliance with certain provisions of laws, regulations, contracts and grant agreements and other matters. That report describes the scope of our internal control testing over financial reporting and compliance, and the results of that testing, and does not opine on internal control over financial reporting or on compliance. That report is an integral part of an audit performed in accordance with *Government Auditing Standards* in considering the District's internal control over financial reporting and compliance.

Alger and Associates Inc  Digitally signed by Alger and Associates Inc
DN: cn=Alger and Associates Inc, o, ou, email=ksalger46@att.net, c=US
Date: 2018.12.18 10:55:51 -05'00'

Alger & Associates, Inc.
Certified Public Accountants
North Canton, OH
December 18, 2018

This page intentionally left blank

**OLMSTED FALLS CITY SCHOOL DISTRICT
CUYAHOGA COUNTY, OHIO**

**MANAGEMENT'S DISCUSSION AND ANALYSIS
FOR THE FISCAL YEAR ENDED JUNE 30, 2018**

The management's discussion and analysis of the Olmsted Falls City School District's (the "District") financial performance provides an overall review of the District's financial activities for the fiscal year ended June 30, 2018. The intent of this discussion and analysis is to look at the District's financial performance as a whole; readers should also review the basic financial statements and the notes to the basic financial statements to enhance their understanding of the District's financial performance.

Financial Highlights

Key financial highlights for fiscal year 2018 are as follows:

- In total, net position of governmental activities increased \$17,870,955 which represents a 46.62% increase above the 2017 restated deficit balance of \$38,329,257. This increase is primarily from a reduction in the net pension liability.
- General revenues accounted for \$42,841,850 in revenue or 89.03% of all revenues. Program specific revenues in the form of charges for services and sales and grants and contributions accounted for \$5,280,086 or 10.97% of total revenues of \$48,121,936.
- The District had \$30,250,981 in expenses related to governmental activities; only \$5,280,086 of these expenses were offset by program specific charges for services and sales, grants and contributions. General revenues supporting governmental activities (primarily taxes and unrestricted grants and entitlements) of \$42,841,850 were adequate to provide for these programs.
- The District's major governmental funds are the general fund and the building fund. The general fund had \$43,962,072 in revenues and \$44,978,772 in expenditures and other financing uses. During fiscal 2018, the general fund's fund balance decreased \$1,016,700 from \$8,656,362 to \$7,639,662.
- The building fund had \$311,539 in revenues and \$6,223,439 in expenditures. During fiscal 2018, the building fund's fund balance decreased \$5,911,900 from \$21,532,631 to \$15,620,731.

Reporting the District as a Whole

Statement of Net position and the Statement of Activities

The analysis of the District as a whole begins on page 18. While this document contains all of the funds used by the District to provide programs and activities, the view of the District as a whole considers all financial transactions and asks the questions, "Are we in a better financial position this year than last?" and "why" or "why not". The Statement of Net Position and the Statement of Activities provide the basis for answering these questions. These statements include all assets, deferred outflows, liabilities, and deferred inflows using the accrual basis of accounting which is similar to that used by most private-sector companies. Accrual accounting takes into account all of the current year's revenues and expenses regardless of when cash is received or paid.

These two statements report the District's net position and changes in that position. This change in net position is important because it tells the reader that, for the District as a whole, the financial position of the District has improved or diminished. The causes of this change may be the result of many factors, some financial, some not. Non-financial factors include the District's property tax base, current property tax laws in Ohio restricting revenue growth, facility conditions, required educational programs and other factors.

**OLMSTED FALLS CITY SCHOOL DISTRICT
CUYAHOGA COUNTY, OHIO**

**MANAGEMENT'S DISCUSSION AND ANALYSIS
FOR THE FISCAL YEAR ENDED JUNE 30, 2018**

All of the District's programs and services are reported as Governmental Activities in the Statement of Net Position and the Statement of Activities. Governmental Activities consist of functions that are principally supported by taxes and intergovernmental revenues. Such activities include instruction, support services, food service operations and extracurricular activities among others for the District.

Reporting the District's Most Significant Funds

Fund Financial Statements

The analysis of the District's major funds begins on page 14. Fund financial reports provide detailed information about the District's major funds. The District uses many funds to account for a multitude of financial transactions.

However, these fund financial statements focus on the District's most significant funds. The District's major governmental funds are the General Fund and the Building Fund.

Governmental Funds

Most of the District's activities are reported in governmental funds, which focus on how money flows into and out of those funds and the balances left at year-end available for spending in future periods. These funds are reported using an accounting method called *modified accrual*, which measures cash and all other financial assets that can readily be converted to cash. The governmental fund statements provide a detailed short-term view of the District's general government operations and the basic services it provides. Governmental fund information helps you determine whether there are more or fewer financial resources that can be spent in the near future to finance educational programs. The relationship (or difference) between governmental activities (reported in the Statement of Net Position and the Statement of Activities) and governmental funds is reconciled in the basic financial statements.

Proprietary Fund

Proprietary funds have historically operated as enterprise and internal service funds using the same basis of accounting as business-type activities. The District has one self-insurance fund.

Fiduciary Funds

The District's private-purpose trust fund accounts for scholarship programs for students. The District's agency funds account for student managed activities, unclaimed monies and services as fiscal agent for two organizations.

Notes to the Basic Financial Statements

The notes to the basic financial statements provide additional information that is essential to a full understanding of the data provided in the government-wide and fund financial statements.

Required Supplementary Information

In addition to the basic financial statements and accompanying notes, this report also presents certain required supplementary information concerning the District's net position liability and net OPEB liability.

**OLMSTED FALLS CITY SCHOOL DISTRICT
CUYAHOGA COUNTY, OHIO**

MANAGEMENT'S DISCUSSION AND ANALYSIS
FOR THE FISCAL YEAR ENDED JUNE 30, 2018

The District as a Whole

The statement of net position provides the perspective of the District as a whole.

The table below provides a summary of the District's net position at June 30, 2018 and June 30, 2017. The net position at June 30, 2017 has been restated as described in Note 3.A.

	Net Position	
	Governmental Activities <u>2018</u>	Restated Governmental Activities <u>2017</u>
<u>Assets</u>		
Current and other assets	\$ 58,557,834	\$ 64,879,359
Capital assets, net	<u>39,165,340</u>	<u>33,447,170</u>
Total assets	<u>97,723,174</u>	<u>98,326,529</u>
<u>Deferred outflows of resources</u>		
Loss on refunding	621,735	656,275
Pension	16,727,636	13,399,965
OPEB	<u>773,402</u>	<u>108,166</u>
Total deferred outflows of resources	<u>18,122,773</u>	<u>14,164,406</u>
<u>Liabilities</u>		
Current liabilities	6,594,044	6,219,185
Long-term liabilities	<u>104,645,897</u>	<u>123,959,080</u>
Total liabilities	<u>111,239,941</u>	<u>130,178,265</u>
<u>Deferred inflows of resources</u>		
Property taxes	21,973,077	20,588,710
Pension	1,736,166	53,217
OPEB	<u>1,355,065</u>	<u>-</u>
Total deferred inflows of resources	<u>25,064,308</u>	<u>20,641,927</u>
<u>Net Position</u>		
Net investment in capital assets	19,969,721	20,245,843
Restricted	4,852,031	4,511,035
Unrestricted (deficit)	<u>(45,280,054)</u>	<u>(63,086,135)</u>
Total net position	<u>\$ (20,458,302)</u>	<u>\$ (38,329,257)</u>

**OLMSTED FALLS CITY SCHOOL DISTRICT
CUYAHOGA COUNTY, OHIO**

**MANAGEMENT'S DISCUSSION AND ANALYSIS
FOR THE FISCAL YEAR ENDED JUNE 30, 2018**

The net pension liability (NPL) is the largest single liability reported by the District at June 30, 2018 and is reported pursuant to GASB Statement 68, "Accounting and Financial Reporting for Pensions—an Amendment of GASB Statement 27." For fiscal year 2018, the School District adopted GASB Statement 75, "Accounting and Financial Reporting for Postemployment Benefits Other Than Pensions," which significantly revises accounting for costs and liabilities related to other postemployment benefits (OPEB). For reasons discussed below, many end users of this financial statement will gain a clearer understanding of the District's actual financial condition by adding deferred inflows related to pension and OPEB, the net pension liability and the net OPEB liability to the reported net position and subtracting deferred outflows related to pension and OPEB.

Governmental Accounting Standards Board standards are national and apply to all government financial reports prepared in accordance with generally accepted accounting principles. Prior accounting for pensions (GASB 27) and postemployment benefits (GASB 45) focused on a funding approach. This approach limited pension and OPEB costs to contributions annually required by law, which may or may not be sufficient to fully fund each plan's *net pension liability* or *net OPEB liability*. GASB 68 and GASB 75 take an earnings approach to pension and OPEB accounting; however, the nature of Ohio's statewide pension/OPEB plans and state law governing those systems requires additional explanation in order to properly understand the information presented in these statements.

GASB 68 and GASB 75 require the net pension liability and the net OPEB liability to equal the District's proportionate share of each plan's collective:

1. Present value of estimated future pension/OPEB benefits attributable to active and inactive employees' past service.
2. Minus plan assets available to pay these benefits.

GASB notes that pension and OPEB obligations, whether funded or unfunded, are part of the "employment exchange" – that is, the employee is trading his or her labor in exchange for wages, benefits, and the promise of a future pension and other postemployment benefits. GASB noted that the unfunded portion of this promise is a present obligation of the government, part of a bargained-for benefit to the employee, and should accordingly be reported by the government as a liability since they received the benefit of the exchange. However, the District is not responsible for certain key factors affecting the balance of these liabilities. In Ohio, the employee shares the obligation of funding pension benefits with the employer. Both employer and employee contribution rates are capped by State statute. A change in these caps requires action of both Houses of the General Assembly and approval of the Governor. Benefit provisions are also determined by State statute. The Ohio Revised Code permits, but does not require, the retirement systems to provide healthcare to eligible benefit recipients. The retirement systems may allocate a portion of the employer contributions to provide for these OPEB benefits.

The employee enters the employment exchange with the knowledge that the employer's promise is limited not by contract but by law. The employer enters the exchange also knowing that there is a specific, legal limit to its contribution to the retirement system. In Ohio, there is no legal means to enforce the unfunded liability of the pension/OPEB plan *as against the public employer*. State law operates to mitigate/lessen the moral obligation of the public employer to the employee, because all parties enter the employment exchange with notice as to the law. The retirement system is responsible for the administration of the pension and OPEB plans.

**OLMSTED FALLS CITY SCHOOL DISTRICT
CUYAHOGA COUNTY, OHIO**

**MANAGEMENT'S DISCUSSION AND ANALYSIS
FOR THE FISCAL YEAR ENDED JUNE 30, 2018**

Most long-term liabilities have set repayment schedules or, in the case of compensated absences (i.e. sick and vacation leave), are satisfied through paid time-off or termination payments. There is no repayment schedule for the net pension liability or the net OPEB liability. As explained above, changes in benefits, contribution rates, and return on investments affect the balance of these liabilities but are outside the control of the local government. In the event that contributions, investment returns, and other changes are insufficient to keep up with required payments, State statute does not assign/identify the responsible party for the unfunded portion. Due to the unique nature of how the net pension liability and the net OPEB liability are satisfied, these liabilities are separately identified within the long-term liability section of the statement of net position.

In accordance with GASB 68 and GASB 75, the District's statements prepared on an accrual basis of accounting include an annual pension expense and an annual OPEB expense for their proportionate share of each plan's *change* in net pension liability and net OPEB liability, respectively, not accounted for as deferred inflows/outflows.

As a result of implementing GASB 75, the District is reporting a net OPEB liability and deferred inflows/outflows of resources related to OPEB on the accrual basis of accounting. This implementation also had the effect of restating net position at June 30, 2017, from \$(23,832,109) to \$(38,329,257).

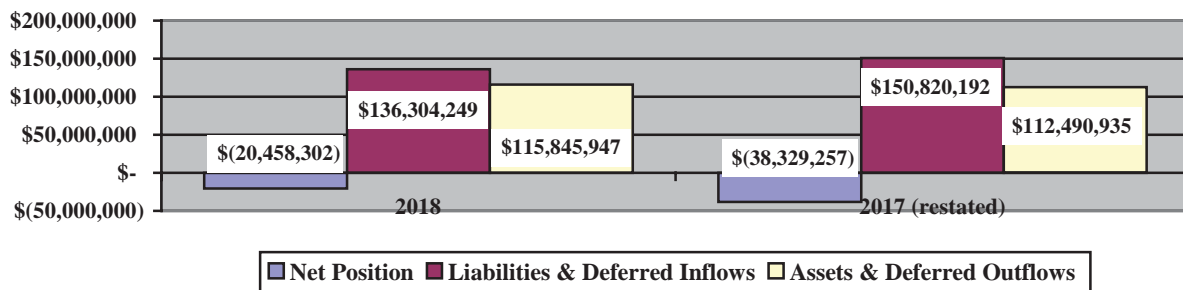
Over time, net position can serve as a useful indicator of a government's financial position. At June 30, 2018, the District's liabilities plus deferred inflows of resources exceeded assets plus deferred outflows of resources by \$20,458,302.

At year end, capital assets represented 40.08% of total assets. Capital assets include land, construction in progress, buildings and improvements, furniture and equipment and vehicles. Net investment in capital assets at June 30, 2018, was \$19,969,721. These capital assets are used to provide services to the students and are not available for future spending. Although the District's investment in capital assets is reported net of related debt, it should be noted that the resources to repay the debt must be provided from other sources, since capital assets may not be used to liquidate these liabilities.

A portion of the District's net position, \$4,852,031, represents resources that are subject to external restriction on how they may be used. The remaining balance is a deficit of unrestricted net position.

The graph below presents the District's governmental assets and deferred outflows of resources, liabilities and deferred inflows of resources and net position for fiscal years 2018 and 2017. The amounts at June 30, 2017 have been restated as described in Note 3.A.

Governmental Activities



**OLMSTED FALLS CITY SCHOOL DISTRICT
CUYAHOGA COUNTY, OHIO**

**MANAGEMENT'S DISCUSSION AND ANALYSIS
FOR THE FISCAL YEAR ENDED JUNE 30, 2018**

Total assets decreased by \$603,355 and deferred outflows increased by \$3,958,367. Property taxes receivable contributed \$27,213,243 or 27.85 percent of total assets. Of this amount \$21,973,077 is offset as deferred inflows, which is revenue to be used in future periods.

Total liabilities for Governmental Activities totaled \$111,239,941; of this amount \$104,645,897 or 94.07 percent is included in long-term liabilities. Total liabilities decreased by \$18,938,324.

By comparing assets and liabilities, one can see the overall position of the District is acceptable.

The table below shows the change in net position for fiscal year 2018 and 2017. The net position at June 30, 2017 has been restated as described in Note 3.A.

	Change in Net Position	
	Governmental Activities <u>2018</u>	Restated Governmental Activities <u>2017</u>
<u>Revenues</u>		
Program revenues:		
Charges for services and sales	\$ 1,840,343	\$ 1,826,540
Operating grants and contributions	3,383,966	3,372,890
Capital grants and contributions	55,777	52,293
General revenues:		
Property taxes	26,068,321	21,943,631
Grants and entitlements	15,954,014	15,920,569
Investment earnings	502,285	196,485
Other	<u>317,230</u>	<u>333,443</u>
Total revenues	<u>48,121,936</u>	<u>43,645,851</u>

**OLMSTED FALLS CITY SCHOOL DISTRICT
CUYAHOGA COUNTY, OHIO**

MANAGEMENT'S DISCUSSION AND ANALYSIS
FOR THE FISCAL YEAR ENDED JUNE 30, 2018

	Change in Net Position (continued)	
	Governmental Activities 2018	Restated Governmental Activities 2017
<u>Expenses</u>		
Program expenses:		
Instruction:		
Regular	11,490,035	23,421,713
Special	5,327,310	8,327,964
Vocational	8,108	29,721
Adult/continuing	-	9
Other	301,133	301,381
Support services:		
Pupil	1,164,773	2,219,089
Instructional staff	828,366	1,286,481
Board of education	287,857	242,368
Administration	1,652,770	3,034,800
Fiscal	973,364	1,070,576
Operations and maintenance	2,645,631	4,210,576
Pupil transportation	1,473,677	2,302,991
Central	668,795	928,239
Operation of non-instructional services:		
Other non-instructional services	231,858	249,451
Food service operations	513,625	1,014,025
Extracurricular activities	1,102,155	2,039,931
Interest and fiscal charges	<u>1,581,524</u>	<u>872,445</u>
Total expenses	<u>30,250,981</u>	<u>51,551,760</u>
Change in net position	17,870,955	(7,905,909)
Net position at beginning of year (restated)	<u>(38,329,257)</u>	<u>N/A</u>
Net position at end of year	<u>\$ (20,458,302)</u>	<u>\$ (38,329,257)</u>

Governmental Activities

The information necessary to restate the 2017 beginning balances and the 2017 OPEB expense amounts for the effects of the initial implementation of GASB 75 is not available. Therefore, 2017 functional expenses still include OPEB expense of \$108,166 computed under GASB 45. GASB 45 required recognizing OPEB expense equal to the contractually required contributions to the plan. Under GASB 75, OPEB expense represents additional amounts earned, adjusted by deferred inflows/outflows. The contractually required contribution is no longer a component of OPEB expense. Under GASB 75, the 2018 statements report negative OPEB expense of \$1,619,118.

**OLMSTED FALLS CITY SCHOOL DISTRICT
CUYAHOGA COUNTY, OHIO**

**MANAGEMENT’S DISCUSSION AND ANALYSIS
FOR THE FISCAL YEAR ENDED JUNE 30, 2018**

Consequently, in order to compare 2018 total program expenses to 2017, the following adjustments are needed:

Total 2018 program expenses under GASB 75	\$ 30,250,981
Negative OPEB expense under GASB 75	1,619,118
2018 contractually required contributions	<u>141,277</u>
Adjusted 2018 program expenses	32,011,376
Total 2017 program expenses under GASB 45	<u>51,551,760</u>
Decrease in program expenses not related to OPEB	<u>\$ (19,540,384)</u>

Net position of the District’s governmental activities increased \$17,870,955 above the 2017 restated balance. Total governmental expenses of \$30,250,981 were offset by program revenues of \$5,280,086 and general revenues of \$42,841,850. Program revenues supported 17.45% of the total governmental expenses.

The majority of revenue supporting all Governmental Activities is General revenue. General revenue totaled \$42,841,850 or 89.03 percent of total revenue. The most significant portion of the General revenue is the local property tax. The remaining amount of revenue received was in the form of program revenues, which equated to \$5,280,086 or 10.97 percent of total revenue.

Expenses of the governmental activities decreased \$21,300,779 or 41.32%. This decrease is primarily the result of the State Teachers Retirement System (STRS) indefinitely suspending the Cost of Living Adjustment (“COLA”) and the School Employees Retirement System (SERS) lowering the COLA from 3.00% to 2.50%. On an accrual basis, the District reported (\$15,462,774) in pension expense and (\$1,619,118) in OPEB expense mainly due to these benefit changes.

The District prepared and closely monitored its five-year financial forecast that included forecasted revenues and expenditures for the District’s primary General operating fund.

House Bill 920 effectively freezes tax revenue to a specific dollar amount the minute a levy is passed. This House Bill also eliminates any growth from local revenue; therefore, school districts dependent upon property taxes are hampered by a lack of revenue growth and must regularly return to voters to maintain a constant level of academically excellent service.

Although the District relies heavily upon local property taxes to support its operations, the District does actively solicit and receive grant and entitlement funds to help offset some operating costs. Property taxes made up 54.17 percent of revenues for governmental activities for the District in fiscal year 2018. The increase in tax revenue for fiscal year 2018 resulted from an increase in tax revenues collected during the current fiscal year as well as fluctuations in delinquencies. Delinquencies were higher in the prior fiscal year due to a pending litigation. This pending litigation was settled during fiscal year 2018. The result was higher tax revenues and lower delinquencies at fiscal year end.

Approximately 56.61 percent of the District’s budget is used for instructional expenses. Supporting services for pupils, staff and business operations account for an additional 32.05 percent. The remaining amount of program expenses, roughly 11.34 percent, is budgeted to facilitate other obligations of the District including food service operations, extracurricular activities, and interest and fiscal charges.

**OLMSTED FALLS CITY SCHOOL DISTRICT
CUYAHOGA COUNTY, OHIO**

**MANAGEMENT'S DISCUSSION AND ANALYSIS
FOR THE FISCAL YEAR ENDED JUNE 30, 2018**

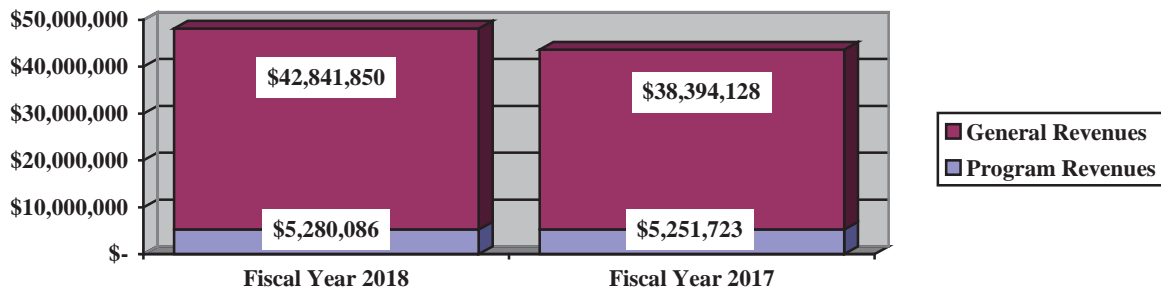
Governmental Activities

	Total Cost of Services <u>2018</u>	Net Cost of Services <u>2018</u>	Total Cost of Services <u>2017</u>	Net Cost of Services <u>2017</u>
Program expenses:				
Instruction:				
Regular	\$ 11,490,035	\$ 10,540,629	\$ 23,421,713	\$ 22,379,377
Special	5,327,310	3,025,950	8,327,964	6,088,563
Vocational	8,108	3,352	29,721	24,589
Adult/continuing	-	-	9	9
Other	301,133	301,133	301,381	301,381
Support services:				
Pupil	1,164,773	1,164,773	2,219,089	2,219,089
Instructional staff	828,366	730,562	1,286,481	1,221,037
Board of Education	287,857	287,857	242,368	242,368
Administration	1,652,770	1,652,718	3,034,800	3,032,323
Fiscal	973,364	973,364	1,070,576	1,070,576
Operations and maintenance	2,645,631	2,600,024	4,210,576	4,165,458
Pupil transportation	1,473,677	1,322,761	2,302,991	2,161,047
Central	668,795	659,795	928,239	919,239
Operation of non-instructional services				
Other non-instructional services	231,858	24,138	249,451	43,644
Food service operations	513,625	(409,371)	1,014,025	89,247
Extracurricular activities	1,102,155	511,686	2,039,931	1,469,645
Interest and fiscal charges	1,581,524	1,581,524	872,445	872,445
Total expenses	\$ 30,250,981	\$ 24,970,895	\$ 51,551,760	\$ 46,300,037

The dependence upon tax and other general revenues for governmental activities is apparent; 80.99% of instruction activities are supported through taxes and other general revenues. For all governmental activities, general revenue support is 82.55%. The District's taxpayers and unrestricted grants and entitlements from the State of Ohio, as a whole, are by far the primary support for District's students.

The graph below presents the District's governmental activities revenue for fiscal years 2018 and 2017.

Governmental Activities - General and Program Revenues



**OLMSTED FALLS CITY SCHOOL DISTRICT
CUYAHOGA COUNTY, OHIO**

MANAGEMENT'S DISCUSSION AND ANALYSIS
FOR THE FISCAL YEAR ENDED JUNE 30, 2018

The District's Funds

The District's governmental funds reported a combined fund balance of \$28,563,321, which is a lower balance than last year's total balance of \$34,364,197. The schedule below indicates the fund balance and the total change in fund balance as of June 30, 2018 and 2017.

	<u>Fund Balance June 30, 2018</u>	<u>Fund Balance June 30, 2017</u>	<u>Increase (Decrease)</u>	<u>Percentage Change</u>
General	\$ 7,639,662	\$ 8,656,362	\$ (1,016,700)	(11.75) %
Building	15,620,731	21,532,631	(5,911,900)	(27.46) %
Other Governmental	<u>5,302,928</u>	<u>4,175,204</u>	<u>1,127,724</u>	27.01 %
Total	<u>\$ 28,563,321</u>	<u>\$ 34,364,197</u>	<u>\$ (5,800,876)</u>	(16.88) %

General Fund

The District's general fund balance decreased \$1,016,700. Expenditures exceeded revenues during fiscal year 2018 by \$191,700. The general fund transferred \$750,000 into a nonmajor governmental fund and \$75,000 into the internal service fund.

The table that follows assists in illustrating the financial activities and fund balance of the general fund.

	<u>2018 Amount</u>	<u>2017 Amount</u>	<u>Increase (Decrease)</u>	<u>Percentage Change</u>
<u>Revenues</u>				
Taxes	\$ 24,822,247	\$ 18,601,110	\$ 6,221,137	33.44 %
Tuition	135,240	228,132	(92,892)	(40.72) %
Earnings on investments	185,362	123,132	62,230	50.54 %
Intergovernmental	17,541,844	17,200,083	341,761	1.99 %
Other revenues	<u>1,277,379</u>	<u>1,222,154</u>	<u>55,225</u>	4.52 %
Total	<u>\$ 43,962,072</u>	<u>\$ 37,374,611</u>	<u>\$ 6,587,461</u>	17.63 %
<u>Expenditures</u>				
Instruction	\$ 28,340,153	\$ 27,293,136	\$ 1,047,017	3.84 %
Support services	14,471,019	13,617,168	853,851	6.27 %
Non-instructional services	14,875	9,986	4,889	48.96 %
Extracurricular activities	1,081,248	1,061,912	19,336	1.82 %
Facilities acquisition and construction	100,208	-	100,208	100.00 %
Debt service	<u>146,269</u>	<u>146,789</u>	<u>(520)</u>	(0.35) %
Total	<u>\$ 44,153,772</u>	<u>\$ 42,128,991</u>	<u>\$ 2,024,781</u>	4.81 %

Revenues of the general fund increased \$6,587,461 or 17.63%. The most significant increase was in the area of tax revenue. The increase in property tax revenue for fiscal year 2018 resulted from a favorable litigation settlement. As a result, the District received \$2,256,852 in property tax revenues; \$2,035,000 of which was recorded in the general fund. Intergovernmental revenue increased due to an increase in State Foundation revenue received.

Expenditures of the general fund increased \$2,024,781 or 4.81%. This increase is primarily due to an increase in instruction and support service expenditures, which is due to fluctuations in personnel costs.

**OLMSTED FALLS CITY SCHOOL DISTRICT
CUYAHOGA COUNTY, OHIO**

MANAGEMENT'S DISCUSSION AND ANALYSIS
FOR THE FISCAL YEAR ENDED JUNE 30, 2018

Building Fund

The building fund had \$311,539 in revenues and \$6,223,439 in expenditures. During fiscal 2018, the building fund's fund balance decreased \$5,911,900 from \$21,532,631 to \$15,620,731. The fund balance decreased due to the issuance of bonds during the prior fiscal year and no issuance existing in the current fiscal year. The decrease is also due to the increase in expenses related to construction costs.

General Fund Budgeting Highlights

The District's budget is prepared according to Ohio law and is based on accounting for certain transactions on a basis of cash receipts, disbursements and encumbrances. The most significant budgeted fund is the general fund.

During the course of fiscal year 2018, the District amended its general fund budget several times. For the general fund, original budgeted revenues and other financing sources of \$41,568,307 were increased in the final budget to \$42,689,490. Actual revenues and other financing sources for fiscal year 2018 were \$44,031,980. This represents a \$1,342,490 increase from final budgeted revenues.

General fund original appropriations (appropriated expenditures including other financing uses) of \$43,856,061 were increased in the final budget to \$44,820,062. The actual budget basis expenditures for fiscal year 2018 totaled \$44,690,976, which was \$129,086 less than the final budget appropriations.

Capital Assets and Debt Administration

Capital Assets

At the end of fiscal year 2018, the District had \$39,165,340 in land, construction in progress, buildings and improvements, furniture and equipment, and vehicles. This entire amount is reported in governmental activities.

The following table shows fiscal 2018 balances compared to the 2017:

**Capital Assets at June 30
(Net of Depreciation)**

	Governmental Activities	
	2018	2017
Land	\$ 1,961,920	\$ 1,961,920
Construction in progress	7,718,123	427,740
Building and improvements	26,585,558	27,923,603
Furniture and equipment	1,888,385	2,101,485
Vehicles	1,011,354	1,032,422
Total	\$ 39,165,340	\$ 33,447,170

The overall increase in capital assets of \$5,718,170 is due to capital outlays of \$7,601,724 exceeding depreciation expense of \$1,881,808 and net disposals of \$1,746. See Note 8 to the basic financial statements for additional information on the District's capital assets.

**OLMSTED FALLS CITY SCHOOL DISTRICT
CUYAHOGA COUNTY, OHIO**

MANAGEMENT'S DISCUSSION AND ANALYSIS
FOR THE FISCAL YEAR ENDED JUNE 30, 2018

Debt Administration

At June 30, 2018, the District had general obligation bonds outstanding. Of the total long-term debt outstanding, \$815,000 due within one year and \$33,696,904 is due in greater than one year.

The following table summarizes the notes and bonds outstanding.

Outstanding Debt, at Year End

	Governmental Activities <u>2018</u>	Governmental Activities <u>2017</u>
General Obligation Bonds	\$ <u>34,511,904</u>	\$ <u>35,407,705</u>
Total	\$ <u><u>34,511,904</u></u>	\$ <u><u>35,407,705</u></u>

See Note 14 to the basic financial statements for additional information on the District's debt administration.

Current Financial Related Activities

The District is set in a bedroom community made up of Olmsted Township, Olmsted Falls and small residential areas in North Olmsted, Berea and Columbia. Overall the District has kept a steady student enrollment averaging about 300 students per grade level.

As the preceding information shows, the District heavily depends on its residential property taxpayers. With multiple growing residential developments and rising property values, the District expects to see a slow increase in real estate taxes. This increase will help prolong the need for additional operational revenue for the current time. Through prudent management, the District has managed without new operating money since February 2, 2010 and plan to make this last at least until 2020. Due to the District's strong financial position and high quality of education, the District was able to obtain a Bond Rating increase prior to issuing of \$21.9 million High School renovation Bonds. This rating increase allowed the District to lock in a better interest rate. The continued financial support of the District demonstrates the strong belief of parents and community members that their schools are one of the highest priorities and one of the most important public institutions in the community.

The District is working hard to provide complete transparency to the Community through various mailing publications. These are mailed to all homes within the District. Some of the publications include quarterly school news reports, annual quality profile along with an annual financial prospectus. These publications have shown all the wonderful things that are occurring throughout the District thanks to the dollars received from all our tax payers. The District has continued to provide Community transparency through their annual State of the Schools presentation. This evening presentation by the Superintendent and Treasurer is another time for the Community, Staff, and Parents to come out and show their support while hearing more about some of the wonderful things happening in our District.

**OLMSTED FALLS CITY SCHOOL DISTRICT
CUYAHOGA COUNTY, OHIO**

**MANAGEMENT'S DISCUSSION AND ANALYSIS
FOR THE FISCAL YEAR ENDED JUNE 30, 2018**

The Olmsted Falls City School District has committed itself to not only Arts, Academic and Athletic success but also financial excellence. This report represents the School District's implementation of the Governmental Accounting Standards Board's (GASB) financial reporting model under Governmental Accounting and Financial Reporting Standards Statement No. 34 (GASB Statement No. 34). Olmsted Falls City School District is committed to continuous improvement in financial reporting to our community.

Contacting the District's Financial Management

This financial report is designed to provide our citizens, taxpayers, and investors and creditors with a general overview of the district's finances and to demonstrate accountability over the money it receives. If you have questions about this report or need additional financial information, contact Emily C. Dales, Treasurer, at Olmsted Falls City School District, 26937 Bagley Road, Olmsted Falls, Ohio 44138, or email at edales@ofcs.net.

THIS SPACE INTENTIONALLY LEFT BLANK

**OLMSTED FALLS CITY SCHOOL DISTRICT
CUYAHOGA COUNTY, OHIO**

STATEMENT OF NET POSITION
JUNE 30, 2018

	Governmental Activities
Assets:	
Equity in pooled cash and cash equivalents . . .	\$ 29,771,278
Cash with fiscal agent	773,022
Receivables:	
Property taxes	27,213,243
Accounts	12,661
Accrued interest	68,029
Intergovernmental	342,234
Prepayments	7,800
Materials and supplies inventory	353,140
Inventory held for resale	16,427
Capital assets:	
Nondepreciable capital assets	9,680,043
Depreciable capital assets, net	29,485,297
Capital assets, net	39,165,340
Total assets	97,723,174
 Deferred outflows of resources:	
Loss on refunding	621,735
Pension	16,727,636
OPEB	773,402
Total deferred outflows of resources	18,122,773
 Liabilities:	
Accounts payable	457,332
Accrued wages and benefits payable	4,572,813
Intergovernmental payable	149,394
Pension and post employment benefits payable	714,276
Accrued interest payable	99,972
Claims payable	600,257
Long-term liabilities:	
Due within one year	1,453,140
Due in more than one year:	
Net pension liability	52,359,170
Net OPEB liability	12,155,090
Other amounts due in more than one year	38,678,497
Total liabilities	111,239,941
 Deferred inflows of resources:	
Property taxes levied for the next fiscal year	21,973,077
Pension	1,736,166
OPEB	1,355,065
Total deferred inflows of resources	25,064,308
 Net position:	
Net investment in capital assets	19,969,721
Restricted for:	
Capital projects	561,278
Permanent fund - expendable	792
Permanent fund - nonexpendable	100,000
Classroom facilities maintenance	357,942
Debt service	3,727,797
Locally funded programs	37,012
State funded programs	35,448
Federally funded programs	517
Other purposes	31,245
Unrestricted (deficit)	(45,280,054)
Total net position (deficit)	\$ (20,458,302)

SEE ACCOMPANYING NOTES TO THE BASIC FINANCIAL STATEMENTS

**OLMSTED FALLS CITY SCHOOL DISTRICT
CUYAHOGA COUNTY, OHIO**

STATEMENT OF ACTIVITIES
FOR THE FISCAL YEAR ENDED JUNE 30, 2018

	Expenses	Program Revenues			Net (Expense) Revenue and Changes in Net Position
		Charges for Services and Sales	Operating Grants and Contributions	Capital Grants and Contributions	
Governmental activities:					
Instruction:					
Regular	\$ 11,490,035	\$ 625,341	\$ 268,288	\$ 55,777	\$ (10,540,629)
Special	5,327,310	49,678	2,251,682	-	(3,025,950)
Vocational	8,108	-	4,756	-	(3,352)
Other	301,133	-	-	-	(301,133)
Support services:					
Pupil	1,164,773	-	-	-	(1,164,773)
Instructional staff	828,366	4,700	93,104	-	(730,562)
Board of education	287,857	-	-	-	(287,857)
Administration	1,652,770	8	44	-	(1,652,718)
Fiscal	973,364	-	-	-	(973,364)
Operations and maintenance	2,645,631	45,607	-	-	(2,600,024)
Pupil transportation	1,473,677	13,561	137,355	-	(1,322,761)
Central	668,795	-	9,000	-	(659,795)
Operation of non-instructional services:					
Other non-instructional services	231,858	-	207,720	-	(24,138)
Food service operations	513,625	571,172	351,824	-	409,371
Extracurricular activities	1,102,155	530,276	60,193	-	(511,686)
Interest and fiscal charges	1,581,524	-	-	-	(1,581,524)
Total governmental activities	\$ 30,250,981	\$ 1,840,343	\$ 3,383,966	\$ 55,777	(24,970,895)

General revenues:

Property taxes levied for:	
General purposes	23,298,621
Special revenue	63,728
Debt service	2,173,477
Permanent improvement	532,495
Grants and entitlements not restricted to specific programs	
Investment earnings	15,954,014
Miscellaneous	502,285
	<u>317,230</u>
Total general revenues	42,841,850
Change in net position	17,870,955
Net position (deficit) at beginning of year (restated)	(38,329,257)
Net position (deficit) at end of year	\$ (20,458,302)

SEE ACCOMPANYING NOTES TO THE BASIC FINANCIAL STATEMENTS

**OLMSTED FALLS CITY SCHOOL DISTRICT
CUYAHOGA COUNTY, OHIO**

BALANCE SHEET
GOVERNMENTAL FUNDS
JUNE 30, 2018

	General	Building	Nonmajor Governmental Funds	Total Governmental Funds
Assets:				
Equity in pooled cash and cash equivalents.	\$ 9,641,241	\$ 15,590,234	\$ 4,539,803	\$ 29,771,278
Cash with fiscal agent.	-	-	773,022	773,022
Receivables:				
Property taxes.	24,442,126	-	2,771,117	27,213,243
Accounts.	12,661	-	-	12,661
Accrued interest.	37,532	30,497	-	68,029
Interfund loans.	142,084	-	-	142,084
Intergovernmental.	266,918	-	75,316	342,234
Prepayments.	7,566	-	234	7,800
Materials and supplies inventory.	349,873	-	3,267	353,140
Inventory held for resale.	-	-	16,427	16,427
Total assets.	<u>\$ 34,900,001</u>	<u>\$ 15,620,731</u>	<u>\$ 8,179,186</u>	<u>\$ 58,699,918</u>
Liabilities:				
Accounts payable.	\$ 365,023	\$ -	\$ 92,309	\$ 457,332
Accrued wages and benefits payable.	4,436,357	-	136,456	4,572,813
Compensated absences payable.	96,222	-	-	96,222
Early retirement incentive payable.	96,950	-	-	96,950
Intergovernmental payable.	145,833	-	3,561	149,394
Pension and post employment benefits payable.	695,225	-	19,051	714,276
Interfund loans payable.	27,854	-	142,084	169,938
Total liabilities.	<u>5,863,464</u>	<u>-</u>	<u>393,461</u>	<u>6,256,925</u>
Deferred inflows of resources:				
Property taxes levied for the next fiscal year.	19,730,709	-	2,242,368	21,973,077
Delinquent property tax revenue not available.	1,473,093	-	167,011	1,640,104
Intergovernmental revenue not available.	27,419	-	73,418	100,837
Accrued interest not available.	18,615	-	-	18,615
Miscellaneous revenue not available.	147,039	-	-	147,039
Total deferred inflows of resources.	<u>21,396,875</u>	<u>-</u>	<u>2,482,797</u>	<u>23,879,672</u>
Fund balances:				
Nonspendable:				
Materials and supplies inventory.	349,873	-	3,267	353,140
Prepays.	7,566	-	234	7,800
Permanent fund.	-	-	100,000	100,000
Restricted:				
Debt service.	-	-	3,775,576	3,775,576
Capital improvements.	-	15,620,731	1,124,648	16,745,379
Classroom facilities maintenance.	-	-	357,942	357,942
Non-public schools.	-	-	37,899	37,899
Expendable trust fund.	-	-	31,245	31,245
Other purposes.	-	-	37,012	37,012
Permanent fund.	-	-	792	792
Committed:				
Student and staff support.	58,316	-	-	58,316
Student instruction.	3,166	-	-	3,166
Assigned:				
Student and staff support.	306,021	-	-	306,021
Subsequent year's appropriations.	715,463	-	-	715,463
Uniform school supplies.	29,880	-	-	29,880
Operation of non-instructional services.	100	-	-	100
Unassigned (deficit).	6,169,277	-	(165,687)	6,003,590
Total fund balances.	<u>7,639,662</u>	<u>15,620,731</u>	<u>5,302,928</u>	<u>28,563,321</u>
Total liabilities, deferred inflows and fund balances.	<u>\$ 34,900,001</u>	<u>\$ 15,620,731</u>	<u>\$ 8,179,186</u>	<u>\$ 58,699,918</u>

SEE ACCOMPANYING NOTES TO THE BASIC FINANCIAL STATEMENTS

**OLMSTED FALLS CITY SCHOOL DISTRICT
CUYAHOGA COUNTY, OHIO**

RECONCILIATION OF TOTAL GOVERNMENTAL FUND BALANCES TO
NET POSITION OF GOVERNMENTAL ACTIVITIES
JUNE 30, 2018

Total governmental fund balances		\$	28,563,321
<i>Amounts reported for governmental activities on the statement of net position are different because:</i>			
Capital assets used in governmental activities are not financial resources and therefore are not reported in the funds.			39,165,340
Other long-term assets are not available to pay for current-period expenditures and therefore are deferred inflows in the funds.			
Property taxes receivable	\$	1,640,104	
Accrued interest receivable		18,615	
Intergovernmental receivable		247,876	
Total		1,906,595	1,906,595
Unamortized amounts on refundings are not recognized in the funds.			621,735
An internal service fund is used by management to charge the costs of insurance to individual funds. The assets and liabilities of the internal service fund are included in governmental activities on the statement of net position.			(572,403)
Accrued interest payable is not due and payable in the current period and therefore is not reported in the funds.			(99,972)
The net pension liability is not due and payable in the current period; therefore, the liability and related deferred inflows/outflows are not reported in governmental funds:			
Deferred outflows of resources - pension		16,727,636	
Deferred inflows of resources - pension		(1,736,166)	
Net pension liability		(52,359,170)	
Total		(37,367,700)	(37,367,700)
The net OPEB liability is not due and payable in the current period; therefore, the liability and related deferred inflows/outflows are not reported in governmental funds:			
Deferred outflows of resources - OPEB		773,402	
Deferred inflows of resources - OPEB		(1,355,065)	
Net OPEB liability		(12,155,090)	
Total		(12,736,753)	(12,736,753)
Long-term liabilities, including bonds payable, are not due and payable in the current period and therefore are not reported in the funds.			
General obligation bonds payable		(34,511,904)	
Retirement incentive payable		(65,033)	
Capital lease obligations		(1,604,369)	
Compensated absences		(3,757,159)	
Total		(39,938,465)	(39,938,465)
Net position (deficit) of governmental activities		\$	(20,458,302)

SEE ACCOMPANYING NOTES TO THE BASIC FINANCIAL STATEMENTS

**OLMSTED FALLS CITY SCHOOL DISTRICT
CUYAHOGA COUNTY, OHIO**

STATEMENT OF REVENUES, EXPENDITURES AND CHANGES IN FUND BALANCES
GOVERNMENTAL FUNDS
FOR THE FISCAL YEAR ENDED JUNE 30, 2018

	<u>General</u>	<u>Building</u>	<u>Nonmajor Governmental Funds</u>	<u>Total Governmental Funds</u>
Revenues:				
From local sources:				
Property taxes	\$ 24,822,247	\$ -	\$ 2,936,433	\$ 27,758,680
Tuition	135,240	-	-	135,240
Earnings on investments	185,362	309,946	4,658	499,966
Charges for services	-	-	563,019	563,019
Extracurricular	354,372	-	189,658	544,030
Classroom materials and fees	210,330	-	-	210,330
Rental income	45,607	-	-	45,607
Contributions and donations	5,551	-	38,064	43,615
Contract services	327,964	-	14,153	342,117
Other local revenues	333,555	1,593	91,793	426,941
Intergovernmental - intermediate	-	-	4,798	4,798
Intergovernmental - state	17,420,942	-	384,111	17,805,053
Intergovernmental - federal	120,902	-	1,354,837	1,475,739
Total revenues	<u>43,962,072</u>	<u>311,539</u>	<u>5,581,524</u>	<u>49,855,135</u>
Expenditures:				
Current:				
Instruction:				
Regular	20,166,194	-	418,799	20,584,993
Special	7,872,826	-	659,278	8,532,104
Other	301,133	-	-	301,133
Support services:				
Pupil	2,175,857	-	-	2,175,857
Instructional staff	1,353,053	-	90,978	1,444,031
Board of education	300,820	-	-	300,820
Administration	3,186,684	-	42	3,186,726
Fiscal	1,223,469	-	3,357	1,226,826
Operations and maintenance	3,886,449	-	162,128	4,048,577
Pupil transportation	1,974,018	-	200,968	2,174,986
Central	370,669	-	58,284	428,953
Operation of non-instructional services:				
Other non-instructional services	14,875	-	201,640	216,515
Food service operations	-	-	927,907	927,907
Extracurricular activities	1,081,248	-	911,566	1,992,814
Facilities acquisition and construction	100,208	6,223,439	976,678	7,300,325
Debt service:				
Principal retirement	145,000	-	815,406	960,406
Interest and fiscal charges	1,269	-	1,491,544	1,492,813
Total expenditures	<u>44,153,772</u>	<u>6,223,439</u>	<u>6,918,575</u>	<u>57,295,786</u>
Excess of expenditures over revenues	<u>(191,700)</u>	<u>(5,911,900)</u>	<u>(1,337,051)</u>	<u>(7,440,651)</u>
Other financing sources (uses):				
Proceeds of lease	-	-	1,714,775	1,714,775
Transfers in	-	-	750,000	750,000
Transfers (out)	(825,000)	-	-	(825,000)
Total other financing sources (uses)	<u>(825,000)</u>	<u>-</u>	<u>2,464,775</u>	<u>1,639,775</u>
Net change in fund balances	(1,016,700)	(5,911,900)	1,127,724	(5,800,876)
Fund balances at beginning of year	<u>8,656,362</u>	<u>21,532,631</u>	<u>4,175,204</u>	<u>34,364,197</u>
Fund balances at end of year	<u>\$ 7,639,662</u>	<u>\$ 15,620,731</u>	<u>\$ 5,302,928</u>	<u>\$ 28,563,321</u>

SEE ACCOMPANYING NOTES TO THE BASIC FINANCIAL STATEMENTS

**OLMSTED FALLS CITY SCHOOL DISTRICT
CUYAHOGA COUNTY, OHIO**

RECONCILIATION OF THE STATEMENT OF REVENUES, EXPENDITURES
AND CHANGES IN FUND BALANCES OF GOVERNMENTAL FUNDS
TO THE STATEMENT OF ACTIVITIES
FOR THE FISCAL YEAR ENDED JUNE 30, 2018

Net change in fund balances - total governmental funds	\$	(5,800,876)
<i>Amounts reported for governmental activities in the statement of activities are different because:</i>		
Governmental funds report capital outlays as expenditures. However, in the statement of activities, the cost of those assets is allocated over their estimated useful lives as depreciation expense.		
Capital asset additions	\$ 7,601,724	
Current year depreciation	<u>(1,881,808)</u>	
Total		5,719,916
The net effect of various miscellaneous transactions involving capital assets (i.e., sales, disposals, trade-ins, and donations) is to decrease net position.		
		(1,746)
Revenues in the statement of activities that do not provide current financial resources are not reported as revenues in the funds.		
Property taxes	(1,690,359)	
Earnings on investments	4,281	
Intergovernmental	<u>(47,121)</u>	
Total		(1,733,199)
Repayment of long-term debt is an expenditure in the governmental funds, but the repayment reduces long-term liabilities on the statement of net position.		
		960,406
Proceeds of lease-purchase agreements are recorded as other financing sources in the funds; however, in the statement of activities, they are not reported as other financing sources as they increase liabilities on the statement of net position.		
		(1,714,775)
In the statement of activities, interest is accrued on outstanding bonds, whereas in governmental funds, an interest expenditure is reported when due. The following items resulted in less interest being reported in the statement of activities:		
Decrease in accrued interest payable	18,596	
Accreted interest on capital appreciation bonds	(32,086)	
Amortization of bond discount	(11,406)	
Amortization of bond premiums	89,293	
Amortization of deferred charges	<u>(34,540)</u>	
Total		29,857
Contractually required pension contributions are reported as expenditures in governmental funds; however, the statement of net position reports these amounts as deferred outflows.		
		3,714,725
Except for amounts reported as deferred inflows/outflows, changes in the net pension liability are reported as pension expense in the statement of activities.		
		15,462,774
Contractually required OPEB contributions are reported as expenditures in governmental funds; however, the statement of net position reports these amounts as deferred outflows.		
		141,277
Except for amounts reported as deferred inflows/outflows, changes in the net OPEB liability are reported as OPEB expense in the statement of activities.		
		1,619,118
Some expenses reported in the statement of activities, such as compensated absences and retirement incentive, do not require the use of current financial resources and therefore are not reported as expenditures in governmental funds.		
		33,473
An internal service fund used by management to charge the costs of insurance to individual funds is not reported in the district-wide statement of activities. Governmental fund expenditures and the related internal service fund revenues are eliminated. The net revenue of the internal service fund is allocated among the governmental activities.		
		<u>(559,995)</u>
Change in net position of governmental activities	\$	<u>17,870,955</u>

SEE ACCOMPANYING NOTES TO THE BASIC FINANCIAL STATEMENTS

**OLMSTED FALLS CITY SCHOOL DISTRICT
CUYAHOGA COUNTY, OHIO**

STATEMENT OF REVENUES, EXPENDITURES AND CHANGES IN
FUND BALANCE - BUDGET AND ACTUAL (NON-GAAP BUDGETARY BASIS)
GENERAL FUND
FOR THE FISCAL YEAR ENDED JUNE 30, 2018

	<u>Budgeted Amounts</u>		<u>Actual</u>	<u>Variance with Final Budget Positive (Negative)</u>
	<u>Original</u>	<u>Final</u>		
Revenues:				
From local sources:				
Property taxes	\$ 23,224,626	\$ 23,345,809	\$ 25,282,109	\$ 1,936,300
Tuition	270,000	270,000	135,240	(134,760)
Earnings on investments	150,000	150,000	240,236	90,236
Extracurricular	-	-	30,119	30,119
Classroom materials and fees	-	-	600	600
Rental income	47,350	47,350	44,967	(2,383)
Contract services	363,000	363,000	322,347	(40,653)
Other local revenues	651,750	576,750	306,758	(269,992)
Intergovernmental - state	16,558,581	17,558,581	17,429,396	(129,185)
Intergovernmental - federal	300,000	300,000	125,017	(174,983)
Total revenues	<u>41,565,307</u>	<u>42,611,490</u>	<u>43,916,789</u>	<u>1,305,299</u>
Expenditures:				
Current:				
Instruction:				
Regular	20,589,013	21,071,514	19,824,724	1,246,790
Special	7,241,185	7,491,185	7,804,264	(313,079)
Vocational	125	125	-	125
Adult/continuing	25	25	-	25
Other	349,393	349,393	328,566	20,827
Support services:				
Pupil	2,079,699	2,079,699	2,177,042	(97,343)
Instructional staff	1,059,267	1,261,467	1,320,178	(58,711)
Board of education	272,012	322,012	331,372	(9,360)
Administration	2,855,039	2,855,339	3,163,170	(307,831)
Fiscal	1,145,343	1,145,343	1,229,570	(84,227)
Operations and maintenance	3,927,697	3,942,697	4,122,826	(180,129)
Pupil transportation	2,337,087	2,337,087	2,063,409	273,678
Central	438,707	402,707	435,594	(32,887)
Other operation of non-instructional services	10,800	10,800	10,857	(57)
Extracurricular activities	729,400	729,400	716,073	13,327
Facilities acquisition and construction	-	-	100,208	(100,208)
Debt service:				
Principal	145,000	145,000	145,000	-
Interest and fiscal charges	1,269	1,269	1,269	-
Total expenditures	<u>43,181,061</u>	<u>44,145,062</u>	<u>43,774,122</u>	<u>370,940</u>
Excess (deficiency) of revenues over (under) expenditures	<u>(1,615,754)</u>	<u>(1,533,572)</u>	<u>142,667</u>	<u>1,676,239</u>
Other financing sources (uses):				
Refund of prior year's expenditures	-	-	115	115
Transfers (out)	(600,000)	(600,000)	(825,000)	(225,000)
Advances in	-	75,000	115,076	40,076
Advances (out)	(75,000)	(75,000)	(91,854)	(16,854)
Sale of capital assets	3,000	3,000	-	(3,000)
Total other financing sources (uses)	<u>(672,000)</u>	<u>(597,000)</u>	<u>(801,663)</u>	<u>(204,663)</u>
Net change in fund balance	(2,287,754)	(2,130,572)	(658,996)	1,471,576
Fund balance at beginning of year	8,879,587	8,879,587	8,879,587	-
Prior year encumbrances appropriated	678,142	678,142	678,142	-
Fund balance at end of year	<u>\$ 7,269,975</u>	<u>\$ 7,427,157</u>	<u>\$ 8,898,733</u>	<u>\$ 1,471,576</u>

SEE ACCOMPANYING NOTES TO THE BASIC FINANCIAL STATEMENTS

**OLMSTED FALLS CITY SCHOOL DISTRICT
CUYAHOGA COUNTY, OHIO**

STATEMENT OF NET POSITION
PROPRIETARY FUND
JUNE 30, 2018

	<u>Governmental Activities - Internal Service Fund</u>
Assets:	
Receivables:	
Interfund loans	\$ 27,854
Total assets.	<u>27,854</u>
Liabilities:	
Claims payable	<u>600,257</u>
Total liabilities	<u>600,257</u>
Net position:	
Unrestricted (deficit)	<u>(572,403)</u>
Total net position (deficit).	<u>\$ (572,403)</u>

SEE ACCOMPANYING NOTES TO THE BASIC FINANCIAL STATEMENTS

**OLMSTED FALLS CITY SCHOOL DISTRICT
CUYAHOGA COUNTY, OHIO**

STATEMENT OF REVENUES, EXPENSES AND
CHANGES IN NET POSITION
PROPRIETARY FUND
FOR THE FISCAL YEAR ENDED JUNE 30, 2018

	<u>Governmental Activities - Internal Service Fund</u>
Operating revenues:	
Charges for services	\$ 6,383,197
Total operating revenues	<u>6,383,197</u>
Operating expenses:	
Claims and administrative services.	<u>7,018,192</u>
Total operating expenses.	<u>7,018,192</u>
Income (loss) before transfers	<u>(634,995)</u>
Transfer in	<u>75,000</u>
Change in net position	(559,995)
Net position (deficit) at beginning of year. .	<u>(12,408)</u>
Net position (deficit) at end of year.	<u>\$ (572,403)</u>

SEE ACCOMPANYING NOTES TO THE BASIC FINANCIAL STATEMENTS

**OLMSTED FALLS CITY SCHOOL DISTRICT
CUYAHOGA COUNTY, OHIO**

STATEMENT OF CASH FLOWS
PROPRIETARY FUND
FOR THE FISCAL YEAR ENDED JUNE 30, 2018

	Governmental Activities - Internal Service Fund
Cash flows from operating activities:	
Cash received from charges for services	\$ 6,383,197
Cash payments for claims and administrative services	(6,097,994)
Cash payments for other expenses	(935,328)
	(650,125)
Cash flows from noncapital financing activities:	
Cash received from transfers in	75,000
Cash used in interfund loans.	(27,854)
	47,146
Net cash provided by noncapital financing activities.	47,146
Net decrease in cash and cash equivalents	(602,979)
Cash and cash equivalents at beginning of year	602,979
Cash and cash equivalents at end of year	\$ -
Reconciliation of operating loss to net cash used in operating activities:	
Operating loss	\$ (634,995)
Changes in assets and liabilities:	
Decrease in claims payable	(15,130)
	(15,130)
Net cash used in operating activities.	\$ (650,125)

SEE ACCOMPANYING NOTES TO THE BASIC FINANCIAL STATEMENTS

**OLMSTED FALLS CITY SCHOOL DISTRICT
CUYAHOGA COUNTY, OHIO**

STATEMENT OF FIDUCIARY NET POSITION
FIDUCIARY FUNDS
JUNE 30, 2018

	<u>Private-Purpose Trust</u>	
	<u>Scholarship</u>	<u>Agency</u>
Assets:		
Current assets:		
Equity in pooled cash and cash equivalents	\$ 4,548	\$ 4,665,409
Receivables:		
Accounts	-	3,191
Intergovernmental.	-	7,171
Total assets.	<u>4,548</u>	<u>\$ 4,675,771</u>
Liabilities:		
Accounts payable.	-	\$ 7,309
Due to students.	-	27,450
Undistributed monies.	-	4,641,012
Total liabilities	<u>-</u>	<u>\$ 4,675,771</u>
Net position:		
Held in trust for scholarships	<u>4,548</u>	
Total net position.	<u>\$ 4,548</u>	

SEE ACCOMPANYING NOTES TO THE BASIC FINANCIAL STATEMENTS

**OLMSTED FALLS CITY SCHOOL DISTRICT
CUYAHOGA COUNTY, OHIO**

STATEMENT OF CHANGES IN FIDUCIARY NET POSITION
FIDUCIARY FUNDS
FOR THE FISCAL YEAR ENDED JUNE 30, 2018

	Private-Purpose Trust
	Scholarship
Additions:	
Gifts and contributions	\$ 3,613
Deductions:	
Scholarships awarded	4,330
Change in net position	(717)
Net position at beginning of year.	5,265
Net position at end of year	\$ 4,548

SEE ACCOMPANYING NOTES TO THE BASIC FINANCIAL STATEMENTS

**OLMSTED FALLS CITY SCHOOL DISTRICT
CUYAHOGA COUNTY**

**NOTES TO THE BASIC FINANCIAL STATEMENTS
FOR THE FISCAL YEAR ENDED JUNE 30, 2018**

NOTE 1 - DESCRIPTION OF THE DISTRICT

The Olmsted Falls City School District (District) operates under a locally-elected five member Board and provides educational services as mandated by State statute and federal guidelines.

The District includes the City of Olmsted Falls, Olmsted Township, small portions of the Cities of Berea and North Olmsted, and a small portion of Columbia Township. All of the communities served are located in Cuyahoga County with the exception of Columbia Township, which is located in Lorain County. The District is staffed by 241 certified, 181 non-certified, and 20 administrative personnel who provide services to 3,710 students and other community members. The District currently operates an early childhood center (Pre K-K), primary school (1-3), an intermediate school (4-5), a middle school (6-8) and a high school (9-12).

Reporting Entity

A reporting entity is comprised of the primary government, component units, and other organizations that are included to ensure that the financial statements are not misleading. The primary government of the District consists of funds, agencies, departments and offices that are not legally separate from the District. For Olmsted Falls City School District, the agencies and departments provide the following services: general operations, food service, and student related activities of the District.

Component units are legally separate organizations for which the District is financially accountable. The District is financially accountable for an organization if the District appoints a voting majority of the organization's governing board and (1) the District is able to significantly influence the programs or services performed or provided by the organization; or (2) the District is legally entitled to or can otherwise access the organization's resources; the District is legally obligated or has otherwise assumed the responsibility to finance the deficits of, or provide financial support to, the organization; or the District is obligated for the debt of the organization. Component units may also include organizations that are fiscally dependent on the District in that the District approves the budget, the issuance of debt or the levying of taxes. The District does not have any component units.

The District participates in three jointly governed organizations, one insurance purchasing pool and one risk sharing pool. These organizations are Connect, the Ohio Schools Council Association, the Polaris Career Center, the Ohio School Boards Association Workers' Compensation Group Rating Program, and the Schools of Ohio Risk Sharing Authority. These organizations are presented in Note 17, Note 18 and Note 19 of the basic financial statements.

NOTE 2 - SUMMARY OF SIGNIFICANT ACCOUNTING POLICIES

The financial statements of Olmsted Falls City School District have been prepared in conformity with generally accepted accounting principles (GAAP) as applied to governmental units. The Governmental Accounting Standards Board (GASB) is the accepted standard-setting body for establishing governmental accounting and financial reporting principles. The most significant of the District's accounting policies are described below.

A. Basis of Presentation

The District's basic financial statements consist of government-wide statements, including a statement of net position and a statement of activities, and fund statements, which provide a more detailed level of financial information.

**OLMSTED FALLS CITY SCHOOL DISTRICT
CUYAHOGA COUNTY**

**NOTES TO THE BASIC FINANCIAL STATEMENTS
FOR THE FISCAL YEAR ENDED JUNE 30, 2018**

NOTE 2 - SUMMARY OF SIGNIFICANT ACCOUNTING POLICIES - (Continued)

Government-wide Financial Statements - The statement of net position and the statement of activities display information about the District as a whole. These statements include the financial activities of the primary government, except for fiduciary funds. The activity of the internal service fund is eliminated to avoid “doubling up” of revenues and expenses. These statements distinguish between those activities of the District that are governmental and those that are considered business-type activities. The District has no business-type activities.

The statement of net position presents the financial condition of the governmental activities of the District at year end. The statement of activities presents a comparison between direct expenses and program revenues for each program or function of the District’s governmental activities. Direct expenses are those that are specifically associated with a service, program or department and are therefore clearly identifiable to a particular function. Program revenues include charges paid by the recipient of the goods or services offered by the program and grants and contributions that are restricted to meeting the operational or capital requirements of a particular program. Revenues not classified as program revenues are presented as general revenues of the District. The comparison of direct expenses with program revenues identifies the extent to which each governmental activity is self-financing or draws from the general revenues of the District.

Fund Financial Statements - During the year, the District segregates transactions related to certain District functions or activities in separate funds in order to aid financial management and to demonstrate legal compliance. Fund financial statements report detailed information about the District. The focus of governmental fund financial statements is on major funds. Each major fund is presented in a separate column. The internal service fund is presented in a single column on the face of the internal service fund statements. Non-major funds are aggregated and presented in a single column. Fiduciary funds are reported by fund type.

B. Fund Accounting

The District uses funds to report its financial position and the results of its operations. A fund is a separate accounting entity with a self-balancing set of accounts. Fund accounting is designed to demonstrate legal compliance and to aid financial management by segregating transactions related to certain school district activities or functions. Funds are classified into three categories: governmental, proprietary and fiduciary. Each category is divided into separate fund types.

GOVERNMENTAL FUNDS

Governmental funds focus on the sources, uses and balances of current financial resources. Expendable assets are assigned to the various governmental funds according to the purposes for which they may or must be used. Current liabilities are assigned to the fund from which they will be paid. The difference between governmental fund assets and liabilities is reported as fund balance. The following are the District’s major governmental funds:

General Fund - The general fund is the operating fund of the District and is used to account for all financial resources except those required to be accounted for in another fund.

**OLMSTED FALLS CITY SCHOOL DISTRICT
CUYAHOGA COUNTY**

**NOTES TO THE BASIC FINANCIAL STATEMENTS
FOR THE FISCAL YEAR ENDED JUNE 30, 2018**

NOTE 2 - SUMMARY OF SIGNIFICANT ACCOUNTING POLICIES - (Continued)

Building Fund - The building fund is used to account for resources that are restricted for capital outlays including the acquisition or construction of capital facilities and other capital assets. This fund accounts for receipts and expenditures related to all special bond funds in the District. Expenditures recorded here represent the costs of acquiring capital facilities including real property.

Other governmental funds of the District are used to account for (a) financial resources that are restricted, committed, or assigned to expenditures for capital outlays including the acquisition or construction of capital facilities and capital assets other than those accounted for in the building and classroom facilities funds, (b) specific revenue sources that are restricted or committed to an expenditure for specified purposes other than debt service or capital projects and (c) financial resources that are restricted, committed, or assigned to expenditure for principal and interest.

Proprietary Fund Type - Proprietary funds focus on the determination of operating income, changes in net position, financial position and cash flows and are classified as either enterprise or internal service. The District has an internal service fund and no enterprise funds.

Internal Service Fund - The internal service fund accounts for the financing of services provided by one department or agency to other departments or agencies of the District, or to other governments, on a cost reimbursement basis. The District's internal service fund is:

Self-Insurance Fund - This fund accounts for monies received from other funds and employees as payment for providing medical, hospitalization, dental, and vision insurance benefits. The self-insurance fund may make payments for services provided to employees, reimbursements to employees who have paid providers, to third party administrators for claim payments or administration, for stop-loss coverage, other reinsurance, or other similar purposes.

Fiduciary Fund Type - Fiduciary fund reporting focuses on net position and changes in net position. The fiduciary fund category is split into four classifications: pension trust funds, investment trust funds, private-purpose trust funds and agency funds. Trust funds are used to account for assets held by the District under a trust agreement for individuals, private organizations, or other governments and are therefore not available to support the District's own programs. The District's only trust fund is a private-purpose trust which accounts for scholarship programs for students. Agency funds are custodial in nature (assets equal liabilities) and do not involve measurement of results of operations. The District's agency funds account for student managed activities, unclaimed monies, Great Lakes Regional Council of Governments and services as a fiscal agent for two organizations.

C. Measurement Focus

Government-wide Financial Statements - The government-wide statements are prepared using the economic resources measurement focus. All assets and deferred inflows of resources and all liabilities and deferred outflows of resources associated with the operation of the District are included on the statement of net position. The statement of activities presents increases (i.e.; revenues) and decreases (i.e.; expenses) in total net position.

**OLMSTED FALLS CITY SCHOOL DISTRICT
CUYAHOGA COUNTY**

**NOTES TO THE BASIC FINANCIAL STATEMENTS
FOR THE FISCAL YEAR ENDED JUNE 30, 2018**

NOTE 2 - SUMMARY OF SIGNIFICANT ACCOUNTING POLICIES - (Continued)

Fund Financial Statements - All governmental fund types are accounted for using a flow of current financial resources measurement focus. With this measurement focus, only current assets and current liabilities generally are included on the balance sheet. The statement of revenues, expenditures and changes in fund balances reports on the sources (i.e., revenues and other financing sources) and uses (i.e., expenditures and other financing uses) of current financial resources. This approach differs from the manner in which the governmental activities of the government-wide financial statements are prepared. Governmental fund financial statements therefore include reconciliations with brief explanations to better identify the relationship between the government-wide statements and the statements for governmental funds.

Private-purpose trust funds are reported using the economic resources measurement focus. Agency funds do not report a measurement focus as they do not report operations.

Like the government-wide statements, the internal service fund is accounted for on a flow of economic resources measurement focus. All assets and all liabilities associated with the operation of the fund are included on the statement of net assets. The statement of revenues, expenses and changes in fund net assets presents increases (i.e., revenues) and decreases (i.e., expenses) in net total assets. The statement of cash flows provides information about how the District finances and meets the cash flow needs of its internal service fund activity.

D. Basis of Accounting

Basis of accounting determines when transactions are recorded in the financial records and reported on the financial statements. Government-wide financial statements are prepared using the accrual basis of accounting. Governmental funds use the modified accrual basis of accounting on the fund financial statements. Proprietary and fiduciary funds also use the accrual basis of accounting. Differences between the accrual and the modified accrual basis of accounting arise in the recognition of revenue, the recording of deferred revenue, and in the presentation of expenses versus expenditures.

Revenues - Exchange and Non-exchange Transactions - Revenue resulting from exchange transactions, in which each party gives and receives essentially equal value, is recorded on the accrual basis when the exchange takes place. On a modified accrual basis, revenue is recorded in the fiscal year in which the resources are measurable and become available. Available means that the resources will be collected within the current fiscal year or are expected to be collected soon enough thereafter to be used to pay liabilities of the current fiscal year. For the District, available means expected to be received within sixty days of fiscal year-end.

Nonexchange transactions, in which the District receives value without directly giving equal value in return, include property taxes, grants, entitlements and donations. On an accrual basis, revenue from property taxes is recognized in the fiscal year for which the taxes are levied. Revenue from grants, entitlements and donations is recognized in the fiscal year in which all eligibility requirements have been satisfied.

**OLMSTED FALLS CITY SCHOOL DISTRICT
CUYAHOGA COUNTY**

**NOTES TO THE BASIC FINANCIAL STATEMENTS
FOR THE FISCAL YEAR ENDED JUNE 30, 2018**

NOTE 2 - SUMMARY OF SIGNIFICANT ACCOUNTING POLICIES - (Continued)

Eligibility requirements include timing requirements, which specify the year when the resources are required to be used or the fiscal year when use is first permitted, matching requirements, in which the District must provide local resources to be used for a specified purpose, and expenditure requirements, in which the resources are provided to the District on a reimbursement basis. On a modified accrual basis, revenue from nonexchange transactions must also be available before it can be recognized.

Under the modified accrual basis, the following revenue sources are considered to be both measurable and available at fiscal year-end: property taxes available as an advance, interest, tuition, grants, student fees and rentals.

Deferred Outflows of Resources and Deferred Inflows of Resources - In addition to assets, the government-wide statement of net position will report a separate section for deferred outflows of resources. Deferred outflows of resources, represents a consumption of net position that applies to a future period and will not be recognized as an outflow of resources (expense/expenditure) until then. For the District, see Notes 10 and 11 for deferred outflows of resources related the District's net pension liability and net OPEB liability, respectively. In addition, deferred outflows of resources include a deferred charge on debt refunding. A deferred charge on refunding results from the difference in the carrying value of refunded debt and its reacquisition price. This amount is deferred and amortized over the shorter of the life of the refunded or refunding debt.

In addition to liabilities, both the government-wide statement of net position and the governmental fund financial statements report a separate section for deferred inflows of resources. Deferred inflows of resources represent an acquisition of net position that applies to a future period and will not be recognized as an inflow of resources (revenue) until that time. For the District, deferred inflows of resources include property taxes and unavailable revenue. Property taxes represent amounts for which there is an enforceable legal claim as of June 30, 2018, but which were levied to finance fiscal year 2019 operations. These amounts have been recorded as a deferred inflow of resources on both the government-wide statement of net position and the governmental fund financial statements. Unavailable revenue is reported only on the governmental funds balance sheet, and represents receivables which will not be collected within the available period. For the District unavailable revenue includes, but is not limited to, delinquent property taxes and intergovernmental grants. These amounts are deferred and recognized as an inflow of resources in the period the amounts become available.

For the District, see Notes 10 and 11 for deferred inflows of resources related to the District's net pension liability and net OPEB liability, respectively. This deferred inflow of resources is only reported on the government-wide statement of net position.

Expenses/Expenditures - On the accrual basis of accounting, expenses are recognized at the time they are incurred. The measurement focus of governmental fund accounting is on decreases in net financial resources (expenditures) rather than expenses. Expenditures are generally recognized in the accounting period in which the related fund liability is incurred, if measurable. Allocations of cost, such as depreciation and amortization, are not recognized in governmental funds.

**OLMSTED FALLS CITY SCHOOL DISTRICT
CUYAHOGA COUNTY**

**NOTES TO THE BASIC FINANCIAL STATEMENTS
FOR THE FISCAL YEAR ENDED JUNE 30, 2018**

NOTE 2 - SUMMARY OF SIGNIFICANT ACCOUNTING POLICIES - (Continued)

E. Budgetary Process

All funds, other than agency funds, are legally required to be budgeted and appropriated. The major documents prepared are the tax budget, the appropriation resolution and the certificate of estimated resources, which are prepared on the budgetary basis of accounting. The tax budget demonstrates a need for existing or increased tax rates. The certificate of estimated resources establishes a limit on the amounts that the Board of Education may appropriate. The appropriation resolution is the Board's authorization to spend resources and sets annual limits on expenditures plus encumbrances at a level of control selected by the Board. The legal level of control has been established by the Board of Education at the fund level. The Treasurer has been given the authority to allocate Board appropriations to the function and object levels within each fund.

The certificate of estimated resources may be amended during the year if projected increases or decreases in revenue are identified by the District Treasurer. The amounts reported as the original budgeted amounts in the budgetary statements reflect the amounts in the certificate when the original appropriations were adopted. The amounts reported as the final budgeted amounts in the budgetary statements reflect the amounts in the final amended certificate in effect when the final appropriations were passed prior to fiscal year-end.

The appropriation resolution is subject to amendment by the Board throughout the year with the restriction that appropriations may not exceed estimated resources. The amounts reported as the original budgeted amounts reflect the first appropriation for that fund that covered the entire fiscal year, including amounts automatically carried over from prior years. The amounts reported as the final budgeted amounts represent the final appropriation amounts passed by the Board during the year.

F. Cash and Cash Equivalents

To improve cash management, cash received by the District is pooled. Monies for all funds are maintained in this pool. Individual fund integrity is maintained through the District's records. Each fund's interest in the pool is presented as "Equity in Pooled Cash and Cash Equivalents" on the financial statements.

During the fiscal year, the District had investments in federal agency securities, the State Treasury Asset Reserve of Ohio (STAR Ohio), nonnegotiable certificates of deposit, negotiable certificates of deposit, commercial paper and U.S. Government money market. Except for non-participating investment contracts, investments are reported at fair value which is based on quoted market prices.

During fiscal year 2018, the District invested in STAR Ohio. STAR Ohio (the State Treasury Asset Reserve of Ohio), is an investment pool managed by the State Treasurer's Office which allows governments within the State to pool their funds for investment purposes. STAR Ohio is not registered with the SEC as an investment company, but has adopted Governmental Accounting Standards Board (GASB), Statement No. 79, "Certain External Investment Pools and Pool Participants." The District measures its investment in STAR Ohio at the net asset value (NAV) per share provided by STAR Ohio. The NAV per share is calculated on an amortized cost basis that provides an NAV per share that approximates fair value.

**OLMSTED FALLS CITY SCHOOL DISTRICT
CUYAHOGA COUNTY**

**NOTES TO THE BASIC FINANCIAL STATEMENTS
FOR THE FISCAL YEAR ENDED JUNE 30, 2018**

NOTE 2 - SUMMARY OF SIGNIFICANT ACCOUNTING POLICIES - (Continued)

For fiscal year 2018, there were no limitations or restrictions on any participant withdrawals due to redemption notice periods, liquidity fees, or redemption gates. However, notice must be given 24 hours in advance of all deposits and withdrawals exceeding \$25 million. STAR Ohio reserves the right to limit the transaction to \$50 million, requiring the excess amount to be transacted the following business day(s), but only to the \$50 million limit. All accounts of the participant will be combined for these purposes.

The District also invests in STAR Plus, a federally insured cash account powered by the Federally Insured Cash Account (FICA) program. STAR Plus enables political subdivisions to generate a competitive yield on cash deposits in a network of carefully-selected FDIC-insured banks via a single, convenient account. STAR Plus offers attractive yields with no market or credit risk, weekly liquidity and penalty free withdrawals. All deposits with STAR Plus have full FDIC insurance, with no term commitment on deposits.

Under existing Ohio statute, interest earnings are allocated to the general fund unless the Board of Education has, by resolution, specified funds to receive an allocation of interest earnings. Interest revenue credited to the general fund during fiscal 2018 amounted to \$185,362, which includes \$77,769 assigned from other District funds.

Investments with original maturities of three months or less at the time they are purchased by the District are presented on the financial statements as cash equivalents. Investments with an initial maturity of more than three months are reported as investments.

G. Restricted Assets

Assets are restricted when limitations on their use change the normal understanding of the availability of the asset. Such constraints are either externally imposed by creditors, contributors, grantors, or laws of other governments or imposed by law through constitutional provisions or enabling legislation. The District had no restricted assets at fiscal year-end.

H. Inventory

Inventories are presented at cost on a first-in, first-out basis and are expensed/expensed when used. Inventories consist of donated food, purchased food, school supplies held for resale and materials and supplies held for consumption.

I. Capital Assets

All capital assets of the District are classified as general capital assets. These assets generally result from expenditures in the governmental funds. They are reported in the governmental activities column of the government-wide statement of net position but are not reported in the fund financial statements.

Capital assets are capitalized at cost (or estimated historical cost) and updated for additions and retirements during the year. Donated capital assets are recorded at their acquisition value. The District maintains a capitalization threshold of \$500. The District does not possess any infrastructure. Improvements are capitalized; the costs of normal maintenance and repairs that do not add to the value of the asset or materially extend an asset's life are not.

**OLMSTED FALLS CITY SCHOOL DISTRICT
CUYAHOGA COUNTY**

NOTES TO THE BASIC FINANCIAL STATEMENTS
FOR THE FISCAL YEAR ENDED JUNE 30, 2018

NOTE 2 - SUMMARY OF SIGNIFICANT ACCOUNTING POLICIES - (Continued)

All reported capital assets except land are depreciated. Improvements are depreciated over the remaining useful lives of the related capital assets. Depreciation is computed using the straight-line method over the following useful lives:

Description	Estimated Lives
Building and Improvements	15 - 40 years
Furniture and Equipment	5 - 15 years
Vehicles	5 - 10 years

J. Bond Premium and Discount

On the government-wide financial statements, bond premiums and discounts are deferred and amortized over the term of the bonds using the straight-line method. Bond premiums are presented as an increase of the face amount of the bonds payable. On the governmental fund statements, bond premiums are received in the year the bonds are issued. On the government-wide financial statements, bond discounts are presented as a decrease of the face amount of the bonds payable. On the fund financial statements, bond discounts are expensed in the year the bonds are issued.

Bond issuance costs are expensed when incurred.

K. Gain/Loss on Refunding

On the government-wide financial statements, the difference between the reacquisition price (funds required to refund the old debt) and the net carrying amount of the old debt, the gain/loss on refunding, is being amortized as a component of interest expense. This deferred amount is amortized over the life of the old or new debt, whichever is shorter, using the effective interest method, and is presented as deferred outflows of resources on the statement of net position.

L. Compensated Absences

Vacation benefits are accrued as a liability as the benefits are earned if the employees' rights to receive compensation are attributable to services already rendered and it is probable that the employer will compensate the employees for the benefits through paid time off or some other means. The District records a liability for accumulated unused vacation time when earned for all fulltime employees with more than one year of service.

Sick leave benefits are accrued as a liability using the vesting method. The liability includes the employees who are currently eligible to receive termination benefits and those the District has identified as probable to receive payment in the future. The amount is based on accumulated sick leave and employees' wage rates at fiscal year-end, taking into consideration any limits specified in the District's termination policy. The District records a liability for accumulated unused sick leave for employees after nine years of current service with the District.

On the governmental fund financial statements, compensated absences are recognized as liabilities and expenditures to the extent payments come due each period upon the occurrence of employee resignations and retirements. These amounts are recorded in the account "accrued wages and benefits payable" in the general fund.

**OLMSTED FALLS CITY SCHOOL DISTRICT
CUYAHOGA COUNTY**

**NOTES TO THE BASIC FINANCIAL STATEMENTS
FOR THE FISCAL YEAR ENDED JUNE 30, 2018**

NOTE 2 - SUMMARY OF SIGNIFICANT ACCOUNTING POLICIES - (Continued)

M. Accrued Liabilities and Long-Term Obligations

All payables, accrued liabilities and long-term obligations are reported in the government-wide financial statements and all payables, accrued liabilities and long-term obligations payable from the internal service fund are reported on the internal service fund financial statements.

In general, governmental fund payables and accrued liabilities, that have been incurred, are paid in a timely manner from current financial resources and are reported as obligations of the funds. However, compensated absences that will be paid from governmental funds are reported as a liability in the fund financial statements only to the extent that they are due for payment during the current fiscal year. Bonds are recognized as a liability on the government fund financial statements when due.

N. Net Position

Net position represents the difference between assets and deferred outflows of resources and liabilities and deferred inflows of resources. The net position component “net investment in capital assets,” consists of capital assets, net of accumulated depreciation, reduced by the outstanding balances of any borrowing used for the acquisition, construction or improvement of those assets. Deferred outflows of resources and deferred inflows of resources that are attributable to the acquisition, construction or improvement of those assets or related debt also should be included in this component of net position. Net position is reported as restricted when there are limitations imposed on its use either through the enabling legislation adopted by the District or through external restrictions imposed by creditors, grantors or laws or regulations of other governments.

The District applies restricted resources first when an expense is incurred for purposes for which both restricted and unrestricted net position is available.

O. Fund Balance

Fund balance is divided into five classifications based primarily on the extent to which the District is bound to observe constraints imposed upon the use of the resources in the governmental funds. The classifications are as follows:

Nonspendable - The nonspendable fund balance classification includes amounts that cannot be spent because they are not in spendable form or legally required to be maintained intact. The “not in spendable form” criterion includes items that are not expected to be converted to cash. It also includes the long-term amount of loans receivable.

Restricted - Fund balance is reported as restricted when constraints are placed on the use of resources that are either externally imposed by creditors (such as through debt covenants), grantors, contributors, or laws or regulations of other governments, or imposed by law through constitutional provisions or enabling legislation.

**OLMSTED FALLS CITY SCHOOL DISTRICT
CUYAHOGA COUNTY**

**NOTES TO THE BASIC FINANCIAL STATEMENTS
FOR THE FISCAL YEAR ENDED JUNE 30, 2018**

NOTE 2 - SUMMARY OF SIGNIFICANT ACCOUNTING POLICIES - (Continued)

Committed - The committed fund balance classification includes amounts that can be used only for the specific purposes imposed by a formal action (resolution) of the District Board of Education (the highest level of decision making authority). Those committed amounts cannot be used for any other purpose unless the District Board of Education removes or changes the specified use by taking the same type of action (resolution) it employed to previously commit those amounts. Committed fund balance also incorporates contractual obligations to the extent that existing resources in the fund have been specifically committed for use in satisfying those contractual requirements.

Assigned - Amounts in the assigned fund balance classification are intended to be used by the District for specific purposes, but do not meet the criteria to be classified as restricted or committed. In governmental funds, assigned amounts represent intended uses established by policies of the District Board of Education, which includes giving the Treasurer the authority to constrain monies for intended purposes. The Board of Education assigns fund balance by resolution. The Board of Education may also assign fund balance as it does when appropriating fund balance to cover a gap between estimated revenues and appropriations in the subsequent year's appropriated budget.

Unassigned - Unassigned fund balance is the residual classification for the general fund and includes all spendable amounts not contained in the other classifications. In other governmental funds, the unassigned classification is only used to report a deficit fund balance resulting from overspending for specific purposes for which amounts had been restricted, committed, or assigned.

The District applies restricted resources first when expenditures are incurred for purposes for which restricted and unrestricted (committed, assigned, and unassigned) fund balance is available. Similarly, within unrestricted fund balance, committed amounts are reduced first followed by assigned, and then unassigned amounts when expenditures are incurred for purposes for which amounts in any of the unrestricted fund balance classifications could be used.

P. Interfund Activity

On fund financial statements, receivables and payables resulting from short-term interfund loans are classified as "interfund loans receivable/payable." These amounts are eliminated in the governmental activities column on the statement of net position.

Q. Operating Revenues and Expenses

Operating revenues are those revenues that are generated directly from the primary activity of the proprietary funds. Operating expenses are necessary costs incurred to provide the goods or service that are the primary activity of the funds. All revenues and expenses not meeting this definition are reported as non-operating.

R. Extraordinary and Special Items

Extraordinary items are transactions or events that are both unusual in nature and infrequent in occurrence. Special items are transactions or events that are within the control of the Board of Education and that are either unusual in nature or infrequent in occurrence. Neither type of transaction occurred during this fiscal year.

**OLMSTED FALLS CITY SCHOOL DISTRICT
CUYAHOGA COUNTY**

**NOTES TO THE BASIC FINANCIAL STATEMENTS
FOR THE FISCAL YEAR ENDED JUNE 30, 2018**

NOTE 2 - SUMMARY OF SIGNIFICANT ACCOUNTING POLICIES - (Continued)

S. Estimates

The preparation of the basic financial statements in conformity with GAAP requires management to make estimates and assumptions that affect the amounts reported in the basic financial statements and accompanying notes. Actual results may differ from those estimates.

T. Pensions/Other Postemployment Benefits (OPEB)

For purposes of measuring the net pension/OPEB liability, information about the fiduciary net position of the pension/OPEB plans and additions to/deductions from their fiduciary net position have been determined on the same basis as they are reported by the pension/OPEB plan. For this purpose, benefit payments (including refunds of employee contributions) are recognized when due and payable in accordance with the benefit terms. The pension/OPEB plans report investments at fair value.

U. Fair Value

The District categorizes its fair value measurements within the fair value hierarchy established by generally accepted accounting principles. The hierarchy is based on the valuation inputs used to measure the fair value of the asset. Level 1 inputs are quoted prices in active markets for identical assets; Level 2 inputs are significant other observable inputs; Level 3 inputs are significant unobservable inputs.

V. Prepayments

Certain payments to vendors reflect the costs applicable to future accounting periods and are recorded as prepaid items in both government-wide and fund financial statements. These items are reported as assets on the balance sheet using the consumption method. A current asset for the prepaid amounts is recorded at the time of the purchase and the expenditure/expense is reported in the year in which services are consumed.

On the fund financial statements, reported prepayments are equally offset by nonspendable fund balance in the governmental funds which indicates that it does not constitute available spendable resources even though it is a component of net current assets.

THIS SPACE INTENTIONALLY LEFT BLANK

**OLMSTED FALLS CITY SCHOOL DISTRICT
CUYAHOGA COUNTY**

NOTES TO THE BASIC FINANCIAL STATEMENTS
FOR THE FISCAL YEAR ENDED JUNE 30, 2018

NOTE 3 - ACCOUNTABILITY AND COMPLIANCE

A. Change in Accounting Principles/Restatement of Net Position

For fiscal year 2018, the District has implemented GASB Statement No. 75, "Accounting and Financial Reporting for Postemployment Benefits Other Than Pensions", GASB Statement No. 81 "Irrevocable Split-Interest Agreements" GASB Statement No. 85, "Omnibus 2017" and GASB Statement No. 86, "Certain Debt Extinguishments".

GASB Statement No. 75 improves the accounting and financial reporting by state and local governments for postemployment benefits other than pensions (OPEB). It also improves information provided by state and local governmental employers about financial support for OPEB that is provided by other entities. The implementation of GASB Statement No. 75 affected the District's postemployment benefit plan disclosures, as presented in Note 11 to the basic financial statements, and added required supplementary information which is presented on pages 86 – 91 and 93.

GASB Statement No. 81 improves the accounting and financial reporting for irrevocable split-interest agreements by providing recognition and measurement guidance for situations in which a government is a beneficiary of the agreement. The implementation of GASB Statement No. 81 did not have an effect on the financial statements of the District.

GASB Statement No. 85 addresses practice issues that have been identified during implementation and application of certain GASB Statements. This Statement addresses a variety of topics including issues related to blending component units, goodwill, fair value measurement and application, and OPEB. The implementation of GASB Statement No. 85 did not have an effect on the financial statements of the District.

GASB Statement No. 86 improves consistency in accounting and financial reporting for in-substance defeasance of debt by providing guidance for transactions in which cash and other monetary assets acquired with only existing resources - resources other than the proceeds of refunding debt - are placed in an irrevocable trust for the sole purpose of extinguishing debt. This Statement also improves accounting and financial reporting for prepaid insurance on debt that is extinguished and notes to financial statements for debt that is defeased in substance. The implementation of GASB Statement No. 86 did not have an effect on the financial statements of the District.

A net position restatement is required in order to implement GASB Statement No 75. The governmental activities at July 1, 2017 have been restated as follows:

	Governmental Activities
Net position as previously reported	\$ (23,832,109)
Deferred outflows - payments subsequent to measurement date	108,166
Net OPEB liability	(14,605,314)
Restated net position at July 1, 2017	\$ (38,329,257)

**OLMSTED FALLS CITY SCHOOL DISTRICT
CUYAHOGA COUNTY**

**NOTES TO THE BASIC FINANCIAL STATEMENTS
FOR THE FISCAL YEAR ENDED JUNE 30, 2018**

NOTE 3 - ACCOUNTABILITY AND COMPLIANCE - (Continued)

Other than employer contributions subsequent to the measurement date, the District made no restatement for deferred inflows/outflows of resources as the information needed to generate these restatements was not available. The restatement had no effect on fund balances.

B. Deficit Fund Balances

Fund balances at June 30, 2018 included the following individual fund deficits:

<u>Nonmajor funds</u>	<u>Deficit</u>
Food service	\$ 47,344
District managed student activities	22,564
Miscellaneous state grants	687
IDEA Part-B	27,295
Title I	46,959
Improving teacher quality	15,324
Miscellaneous federal grants	2,159

The general fund is liable for any deficit in these funds and provides transfers when cash is required, not when accruals occur. The deficit fund balances occurred in grant funds for which grant funding is provided on a reimbursement basis.

NOTE 4 - DEPOSITS AND INVESTMENTS

State statutes classify monies held by the District into three categories.

Active deposits are public deposits necessary to meet current demands on the treasury. Such monies must be maintained either as cash in the District treasury, in commercial accounts payable or withdrawable on demand, including negotiable order of withdrawal (NOW) accounts, or in money market deposit accounts.

Inactive deposits are public deposits that the Board of Education has identified as not required for use within the current five year period of designation of depositories. Inactive deposits must either be evidenced by certificates of deposit maturing not later than the end of the current period of designation of depositories, or by savings or deposit accounts including, but not limited to, passbook accounts.

Interim deposits are deposits of interim monies. Interim monies are those monies which are not needed for immediate use, but which will be needed before the end of the current period of designation of depositories. Interim deposits must be evidenced by time certificates of deposit maturing not more than one year from the date of deposit or by savings or deposit accounts including passbook accounts.

Interim monies may be deposited or invested in the following securities:

1. United States Treasury Notes, Bills, Bonds, or any other obligation or security issued by the United States Treasury or any other obligation guaranteed as to principal and interest by the United States;

**OLMSTED FALLS CITY SCHOOL DISTRICT
CUYAHOGA COUNTY**

**NOTES TO THE BASIC FINANCIAL STATEMENTS
FOR THE FISCAL YEAR ENDED JUNE 30, 2018**

NOTE 4 - DEPOSITS AND INVESTMENTS - (Continued)

2. Bonds, notes, debentures, or any other obligations or securities issued by any federal government agency or instrumentality, including but not limited to, the Federal National Mortgage Association, Federal Home Loan Bank, Federal Farm Credit Bank, Federal Home Loan Mortgage Corporation, Government National Mortgage Association, and Student Loan Marketing Association. All federal agency securities shall be direct issuances of federal government agencies or instrumentalities;
3. Written repurchase agreements in the securities listed above provided that the market value of the securities subject to the repurchase agreement must exceed the principal value of the agreement by at least two percent and be marked to market daily, and that the term of the agreement must not exceed thirty days;
4. Bonds and other obligations of the State of Ohio;
5. No-load money market mutual funds consisting exclusively of obligations described in items (1) and (2) above and repurchase agreements secured by such obligations, provided that investments in securities described in this division are made only through eligible institutions;
6. The State Treasurer's investment pool (STAR Ohio);
7. Certain banker's acceptance and commercial paper notes for a period not to exceed one hundred eighty days from the purchase date in an amount not to exceed twenty-five percent of the interim monies available for investment at any one time; and
8. Under limited circumstances, corporate debt interests rated in either of the two highest classifications by at least two nationally recognized rating agencies.

Protection of the District's deposits is provided by the Federal Deposit Insurance Corporation (FDIC), by eligible securities pledged by the financial institution as security for repayment, by surety company bonds deposited with the Treasurer by the financial institution or by a single collateral pool established by the financial institution to secure the repayment of all public monies deposited with the institution.

Investments in stripped principal or interest obligations, reverse repurchase agreements and derivatives are prohibited. The issuance of taxable notes for the purpose of arbitrage, the use of leverage and short selling are also prohibited. An investment must mature within five years from the date of purchase unless matched to a specific obligation or debt of the District and must be purchased with the expectation that it will be held to maturity. Investments may only be made through specified dealers and institutions. Payment for investments may be made only upon delivery of the securities representing the investments to the Treasurer or, if the securities are not represented by a certificate, upon receipt of confirmation of transfer from the custodian.

A. Cash on Hand

At fiscal year end, the District had \$1,600 in undeposited cash on hand which is included on the financial statements of the District as part of "equity in pooled cash and cash equivalents".

**OLMSTED FALLS CITY SCHOOL DISTRICT
CUYAHOGA COUNTY**

NOTES TO THE BASIC FINANCIAL STATEMENTS
FOR THE FISCAL YEAR ENDED JUNE 30, 2018

NOTE 4 - DEPOSITS AND INVESTMENTS - (Continued)

B. Deposits with Financial Institutions

At June 30, 2018, the carrying amount of all District deposits was \$11,520,219 and the bank balance of all District deposits was \$11,730,223. Of the bank balance, \$8,372,928 was covered by federal depository insurance and \$3,357,295 was covered by the Ohio Pooled Collateral System (OPCS).

Custodial credit risk is the risk that, in the event of bank failure, the District will not be able to recover deposits or collateral securities that are in the possession of an outside party. The District has no deposit policy for custodial credit risk beyond the requirements of State statute. Ohio law requires that deposits either be insured or protected by (1) eligible securities pledged to the District's and deposited with a qualified trustee by the financial institution as security for repayment whose market value at all times shall be at least 105 percent of the deposits being secured, or (2) participation in the Ohio Pooled Collateral System (OPCS), a collateral pool of eligible securities deposited with a qualified trustee and pledged to the Treasurer of State to secure the repayment of all public monies deposited in the financial institution. OPCS requires the total market value of the securities pledged to be 102 percent of the deposits being secured or a rate set by the Treasurer of State. For 2018, the District's financial institutions were approved for collateral rates ranging from 50 to 102 percent through the OPCS. Although all statutory requirements for the deposit of money had been followed, noncompliance with Federal requirements could potentially subject the District to a successful claim by the FDIC.

C. Investments

As of June 30, 2018, the District had the following investments and maturities:

Measurement/ Investment type	Fair Value	Investment Maturities				
		6 months or less	7 to 12 months	13 to 18 months	19 to 24 months	Greater than 24 months
Fair Value:						
Negotiable CD's	\$ 3,331,602	\$ 893,207	\$ 246,024	\$ 982,089	\$ -	\$ 1,210,282
FFCB	320,843	-	-	-	-	320,843
FHLB	292,470	-	-	-	-	292,470
FHLMC	571,565	-	-	-	-	571,565
FNMA	248,270	-	248,270	-	-	-
U.S. Government money market	361,125	361,125	-	-	-	-
Commercial paper	6,226,383	5,981,000	245,383	-	-	-
Amortized Cost:						
STAR Ohio	<u>12,340,180</u>	<u>12,340,180</u>	<u>-</u>	<u>-</u>	<u>-</u>	<u>-</u>
Total	<u>\$ 23,692,438</u>	<u>\$ 19,575,512</u>	<u>\$ 739,677</u>	<u>\$ 982,089</u>	<u>\$ -</u>	<u>\$ 2,395,160</u>

The weighted average maturity of investments is 0.46 years.

**OLMSTED FALLS CITY SCHOOL DISTRICT
CUYAHOGA COUNTY**

NOTES TO THE BASIC FINANCIAL STATEMENTS
FOR THE FISCAL YEAR ENDED JUNE 30, 2018

NOTE 4 - DEPOSITS AND INVESTMENTS - (Continued)

The District's investments in U.S. Government money market mutual funds are valued using quoted market prices in active markets (Level 1 inputs). The District's investments in federal agency securities (FFCB, FHLB, FHLMC, FNMA), commercial paper and negotiable CD's are valued using quoted prices in markets that are not considered to be active, dealer quotations or alternative pricing sources for similar assets or liabilities for which all significant inputs are observable, either directly or indirectly (Level 2 inputs).

Interest Rate Risk: Interest rate risk arises potential purchasers of debt securities will not agree to pay face value for those securities if interest rates subsequently increase. As a means of limiting its exposure to fair value losses arising from rising interest rates and according to State law, the District's investment policy limits investment portfolio maturities to five years or less.

Credit Risk: STAR Ohio carries a rating of AAAM by Standard & Poor's. Ohio law requires that STAR Ohio maintain the highest rating provided by at least one nationally recognized standard rating service. The District's investment policy does not address credit risk beyond the adherence to Chapter 135 of the Ohio Revised Code. The federal agency securities have been assigned a rating of AA+ by Standard & Poor's and a rating of Aaa by Moody's. The negotiable CDs are covered by FDIC.

Custodial Credit Risk: For an investment, custodial credit risk is the risk that, in the event of the failure of the counterparty, the District will not be able to recover the value of its investments or collateral securities that are in the possession of an outside party. The District has no investment policy dealing with investment custodial risk beyond the requirement in State statute that prohibits payment for investments prior to the delivery of the securities representing such investments to the Treasurer or qualified trustee.

Concentration of Credit Risk: The District places no limit on the amount that may be invested in any one issuer. The following table includes the percentage of each investment type held by the District at June 30, 2018:

Measurement/ <u>Investment type</u>	<u>Fair Value</u>	<u>% of Total</u>
Fair Value:		
Negotiable CD's	\$ 3,331,602	14.06
FFCB	320,843	1.35
FHLB	292,470	1.23
FHLMC	571,565	2.41
FNMA	248,270	1.05
U.S. Government money market	361,125	1.52
Commercial paper	6,226,383	26.28
Amortized Cost:		
STAR Ohio	<u>12,340,180</u>	<u>52.08</u>
Total	<u>\$ 23,692,438</u>	<u>100.00</u>

**OLMSTED FALLS CITY SCHOOL DISTRICT
CUYAHOGA COUNTY**

NOTES TO THE BASIC FINANCIAL STATEMENTS
FOR THE FISCAL YEAR ENDED JUNE 30, 2018

NOTE 4 - DEPOSITS AND INVESTMENTS - (Continued)

D. Reconciliation of Cash and Investments to the Statement of Net Position

The following is a reconciliation of cash and investments as reported in the note above to cash and investments as reported on the statement of net position as of June 30, 2018:

<u>Cash and investments per note</u>	
Carrying amount of deposits	\$ 11,520,219
Investments	23,692,438
Cash on hand	1,600
Total	\$ 35,214,257
 <u>Cash and investments per statement of net position</u>	
Governmental activities	\$ 30,544,300
Private-purpose trust funds	4,548
Agency fund	4,665,409
Total	\$ 35,214,257

NOTE 5 - INTERFUND TRANSACTIONS

A. Interfund transfers for the fiscal year ended June 30, 2018, consisted of the following, as reported on the fund statements:

	<u>Amount</u>
<u>Transfers from the general fund to:</u>	
Nonmajor governmental funds	\$ 750,000
Internal service fund	75,000
	\$ 825,000

Transfers are used to move revenues from the fund that statute or budget requires them to be collected in to the fund that statute or budget requires them to be expended from and to use unrestricted revenues to finance various programs accounted for in other funds in accordance with budgetary authorizations.

Transfers between governmental funds are eliminated on the government-wide statements.

All transfers were made in compliance with Ohio Revised Code Sections 5705.14, 5705.15 and 5705.16.

B. Interfund balances at June 30, 2018, as reported on the fund statements, consist of the following amounts interfund loans payable and receivable:

<u>Receivable fund</u>	<u>Payable fund</u>	<u>Amount</u>
General fund	Nonmajor governmental funds	\$ 142,084
Internal service fund	General fund	27,854
		\$ 169,938

**OLMSTED FALLS CITY SCHOOL DISTRICT
CUYAHOGA COUNTY**

**NOTES TO THE BASIC FINANCIAL STATEMENTS
FOR THE FISCAL YEAR ENDED JUNE 30, 2018**

NOTE 5 - INTERFUND TRANSACTIONS - (Continued)

The primary purpose of the interfund balances is to cover costs in specific funds where revenues were not received by June 30. These interfund balances will be repaid once the anticipated revenues are received. All interfund balances are expected to be repaid in one year.

Interfund balances between governmental funds are eliminated on the government-wide financial statements.

NOTE 6 - PROPERTY TAXES

Property taxes are levied and assessed on a calendar year basis while the District fiscal year runs from July through June. First half tax collections are received by the District in the second half of the fiscal year. Second half tax distributions occur in the first half of the following fiscal year.

Property taxes include amounts levied against all real property and public utility property. Real property tax revenues received in calendar year 2018 represent the collection of calendar year 2017 taxes. Real property taxes received in calendar year 2018 were levied after April 1, 2017, on the assessed values as of January 1, 2017, the lien date. Assessed values for real property taxes are established by State statute at 35 percent of appraised market value. Real property taxes are payable annually or semiannually. If paid annually, payment is due December 31; if paid semiannually, the first payment is due December 31, with the remainder payable by June 20. Under certain circumstances, State statute permits alternate payment dates to be established. Public utility property tax revenues received in calendar year 2018 represent the collection of calendar year 2017 taxes. Public utility real and personal property taxes received in calendar year 2018 became a lien on December 31, 2016, were levied after April 1, 2017, and are collected with real property taxes. Public utility real property is assessed at 35 percent of true value; public utility tangible personal property is currently assessed at varying percentages of true value.

The District receives property taxes from Cuyahoga and Lorain Counties. The County Auditor periodically advances to the District its portion of the taxes collected. Second-half real property tax payments collected by the County by June 30, 2018, are available to finance fiscal year 2018 operations. The amount available as an advance at June 30, 2018 was \$3,238,324 in the general fund, \$294,749 in the bond retirement debt service fund (a nonmajor governmental fund) and \$66,989 in the permanent improvement fund (a nonmajor governmental fund) This amount is recorded as revenue. The amount available for advance at June 30, 2017 was \$3,698,186 in the general fund, \$325,154 in the bond retirement debt service fund (a nonmajor governmental fund), \$68,476 in the permanent improvement fund (a nonmajor governmental fund) and \$19,256 in the classroom facilities maintenance special revenue fund (a nonmajor governmental fund). The amount of second-half real property taxes available for advance at fiscal year-end can vary based on the date the tax bills are sent.

Accrued property taxes receivable includes real property, public utility property and delinquent tangible personal property taxes which are measurable as of June 30, 2018 and for which there is an enforceable legal claim. Although total property tax collections for the next fiscal year are measurable, only the amount of real property taxes available as an advance at June 30 was levied to finance current fiscal year operations and is reported as revenue at fiscal year-end. The portion of the receivable not levied to finance current fiscal year operations is offset by a credit to deferred inflows.

On the accrual basis of accounting, collectible delinquent property taxes have been recorded as a receivable and revenue, while on a modified accrual basis of accounting the revenue has been reported as a deferred inflow.

**OLMSTED FALLS CITY SCHOOL DISTRICT
CUYAHOGA COUNTY**

**NOTES TO THE BASIC FINANCIAL STATEMENTS
FOR THE FISCAL YEAR ENDED JUNE 30, 2018**

NOTE 6 - PROPERTY TAXES - (Continued)

The assessed values upon which the fiscal year 2018 taxes were collected are:

	2017 Second Half Collections		2018 First Half Collections	
	<u>Amount</u>	<u>Percent</u>	<u>Amount</u>	<u>Percent</u>
Agricultural/residential and other real estate	\$ 504,898,010	97.23	\$ 522,968,080	97.15
Public utility personal	<u>14,365,600</u>	<u>2.77</u>	<u>15,368,320</u>	<u>2.85</u>
Total	<u>\$ 519,263,610</u>	<u>100.00</u>	<u>\$ 538,336,400</u>	<u>100.00</u>
Tax rate per \$1,000 of assessed valuation	\$100.40		\$100.00	

NOTE 7 - RECEIVABLES

Receivables at June 30, 2018 consisted of property taxes, accounts (billings for user charged services and student fees), accrued interest and intergovernmental grants and entitlements. All receivables are considered collectible in full due to the ability to foreclose for the nonpayment of taxes, the stable condition of State programs and the current year guarantee of federal funds. A summary of the principal items of receivables reported in the statement of net position follows:

Governmental activities:

Property taxes	\$ 27,213,243
Accounts	12,661
Accrued interest	68,029
Intergovernmental	<u>342,234</u>
Total	<u>\$ 27,636,167</u>

**OLMSTED FALLS CITY SCHOOL DISTRICT
CUYAHOGA COUNTY**

NOTES TO THE BASIC FINANCIAL STATEMENTS
FOR THE FISCAL YEAR ENDED JUNE 30, 2018

NOTE 8 - CAPITAL ASSETS

Capital asset activity for the fiscal year ended June 30, 2018, was as follows:

	Balance <u>July 1, 2017</u>	<u>Additions</u>	<u>Disposals</u>	Balance <u>June 30, 2018</u>
Governmental activities:				
<i>Capital assets, not being depreciated:</i>				
Land	\$ 1,961,920	\$ -	\$ -	\$ 1,961,920
Construction in progress	<u>427,740</u>	<u>7,290,383</u>	<u>-</u>	<u>7,718,123</u>
Total capital assets, not being depreciated	<u>2,389,660</u>	<u>7,290,383</u>	<u>-</u>	<u>9,680,043</u>
<i>Capital assets, being depreciated:</i>				
Buildings and improvements	50,771,117	580	-	50,771,697
Furniture and equipment	12,106,611	180,842	(126,790)	12,160,663
Vehicles	<u>3,737,381</u>	<u>129,919</u>	<u>(175,229)</u>	<u>3,692,071</u>
Total capital assets, being depreciated	<u>66,615,109</u>	<u>311,341</u>	<u>(302,019)</u>	<u>66,624,431</u>
<i>Less: accumulated depreciation:</i>				
Buildings and improvements	(22,847,514)	(1,338,625)	-	(24,186,139)
Furniture and equipment	(10,005,126)	(392,196)	125,044	(10,272,278)
Vehicles	<u>(2,704,959)</u>	<u>(150,987)</u>	<u>175,229</u>	<u>(2,680,717)</u>
Total accumulated depreciation	<u>(35,557,599)</u>	<u>(1,881,808)</u>	<u>300,273</u>	<u>(37,139,134)</u>
Governmental activities capital assets, net	<u>\$ 33,447,170</u>	<u>\$ 5,719,916</u>	<u>\$ (1,746)</u>	<u>\$ 39,165,340</u>

Depreciation expense was charged to governmental functions as follows:

Instruction:

Regular	\$ 1,409,263
Special	7,037
Vocational	8,108

Support services:

Pupil	9,856
Instructional staff	641
Administration	3,286
Fiscal	1,738
Operations and maintenance	21,916
Pupil transportation	144,411
Central	239,842
Operation of non-instructional services	13,799
Extracurricular activities	15,370
Food service operations	<u>6,541</u>
Total depreciation expense	<u>\$ 1,881,808</u>

**OLMSTED FALLS CITY SCHOOL DISTRICT
CUYAHOGA COUNTY**

**NOTES TO THE BASIC FINANCIAL STATEMENTS
FOR THE FISCAL YEAR ENDED JUNE 30, 2018**

NOTE 9 - RISK MANAGEMENT

The District is exposed to various risks of loss related to torts; theft of, damage to and destruction of assets; errors and omissions; injuries to employees and natural disasters. During fiscal year 2018, the District contracted with the Schools of Ohio Risk Sharing Authority (SORSA) for property insurance. The primary deductibles are \$0 for property coverage. Professional liability is protected by the SORSA for all Board Members, administrators and employees with a limit of \$15,000,000 per occurrence and \$15,000,000 aggregate limit.

The Hylant Administrative Services Company maintains a \$20,000 public official bond each for the Superintendent, Treasurer and the Board President. Other employees handling money are covered by a blanket bond in the amount of \$100,000.

Settled claims have not exceeded this commercial coverage in any of the past three years and there has been no significant reduction in coverage from the prior year.

The District participates in the Ohio School Boards Association Workers' Compensation Group Rating Program (GRP), an insurance purchasing pool. The GRP's business and affairs are conducted by a three member Board of Directors consisting of the President, the President-Elect, and the immediate Past President of the Ohio School Boards Association. Each year, the participating school districts pay an enrollment fee to the GRP to cover the costs of administering the program.

The District provides health, prescription drugs, dental and vision insurance benefits to eligible employees who elect to participate. These benefits are partially self-insured as a result of the District's participation in the Great Lakes Regional Council of Governments. At fiscal year-end, self-insurance was in effect with stop-loss of \$250,000 per person and an aggregate stop-loss of 125% of expected claims for medical and prescription. Excess losses are insured by Medical Mutual of Ohio.

The accounting for the self-insurance operation is maintained in the internal service fund. The internal service fund accounts for receipts of premiums from employees and other District funds. The internal service fund also accounts for payments of claims and administrative fees.

The claims liability of \$600,257, which is reported in the internal service fund as of June 30, 2018, is based on unpaid claims costs, including an estimate for claims which have been incurred but not reported. The estimate was provided by an actuary and the third party administrator. The change in the claims liability for the last two years is presented in the following table:

<u>Fiscal Year</u>	<u>Beginning Balance</u>	<u>Claims Incurred</u>	<u>Claims Payments</u>	<u>Ending Balance</u>
2018	\$ 615,387	\$ 7,018,192	\$ (7,033,322)	\$ 600,257
2017	459,990	6,018,183	(5,862,786)	615,387

**OLMSTED FALLS CITY SCHOOL DISTRICT
CUYAHOGA COUNTY**

**NOTES TO THE BASIC FINANCIAL STATEMENTS
FOR THE FISCAL YEAR ENDED JUNE 30, 2018**

NOTE 10 - DEFINED BENEFIT PENSION PLANS

Net Pension Liability

The net pension liability reported on the statement of net position represents a liability to employees for pensions. Pensions are a component of exchange transactions—between an employer and its employees—of salaries and benefits for employee services. Pensions are provided to an employee—on a deferred-payment basis—as part of the total compensation package offered by an employer for employee services each financial period. The obligation to sacrifice resources for pensions is a present obligation because it was created as a result of employment exchanges that already have occurred.

The net pension liability represents the District's proportionate share of each pension plan's collective actuarial present value of projected benefit payments attributable to past periods of service, net of each pension plan's fiduciary net position. The net pension liability calculation is dependent on critical long-term variables, including estimated average life expectancies, earnings on investments, cost of living adjustments and others. While these estimates use the best information available, unknowable future events require adjusting this estimate annually.

The Ohio Revised Code limits the District's obligation for this liability to annually required payments. The District cannot control benefit terms or the manner in which pensions are financed; however, the District does receive the benefit of employees' services in exchange for compensation including pension.

GASB 68 assumes the liability is solely the obligation of the employer, because (1) they benefit from employee services; and (2) State statute requires all funding to come from these employers. All contributions to date have come solely from these employers (which also includes costs paid in the form of withholdings from employees). State statute requires the pension plans to amortize unfunded liabilities within 30 years. If the amortization period exceeds 30 years, each pension plan's board must propose corrective action to the State legislature. Any resulting legislative change to benefits or funding could significantly affect the net pension liability. Resulting adjustments to the net pension liability would be effective when the changes are legally enforceable.

The proportionate share of each plan's unfunded benefits is presented as a long-term *net pension liability* on the accrual basis of accounting. Any liability for the contractually-required pension contribution outstanding at the end of the year is included in *pension and postemployment benefits payable* on both the accrual and modified accrual bases of accounting.

Plan Description - School Employees Retirement System (SERS)

Plan Description - The District non-teaching employees participate in SERS, a cost-sharing multiple-employer defined benefit pension plan administered by SERS. SERS provides retirement, disability and survivor benefits, annual cost-of-living adjustments, and death benefits to plan members and beneficiaries. Authority to establish and amend benefits is provided by Ohio Revised Code Chapter 3309. SERS issues a publicly available, stand-alone financial report that includes financial statements, required supplementary information and detailed information about SERS' fiduciary net position. That report can be obtained by visiting the SERS website at www.ohsers.org under Employers/Audit Resources.

**OLMSTED FALLS CITY SCHOOL DISTRICT
CUYAHOGA COUNTY**

**NOTES TO THE BASIC FINANCIAL STATEMENTS
FOR THE FISCAL YEAR ENDED JUNE 30, 2018**

NOTE 10 - DEFINED BENEFIT PENSION PLANS - (Continued)

Age and service requirements for retirement are as follows:

	Eligible to Retire on or before August 1, 2017 *	Eligible to Retire on or after August 1, 2017
Full benefits	Any age with 30 years of service credit	Age 67 with 10 years of service credit; or Age 57 with 30 years of service credit
Actuarially reduced benefits	Age 60 with 5 years of service credit Age 55 with 25 years of service credit	Age 62 with 10 years of service credit; or Age 60 with 25 years of service credit

* Members with 25 years of service credit as of August 1, 2017, will be included in this plan.

Annual retirement benefits are calculated based on final average salary multiplied by a percentage that varies based on year of service; 2.2 percent for the first thirty years of service and 2.5 percent for years of service credit over 30. Final average salary is the average of the highest three years of salary.

One year after an effective benefit date, a benefit recipient is entitled to a three percent cost-of-living adjustment (COLA). This same COLA is added each year to the base benefit amount on the anniversary date of the benefit.

Funding Policy - Plan members are required to contribute 10 percent of their annual covered salary and the District is required to contribute 14 percent of annual covered payroll. The contribution requirements of plan members and employers are established and may be amended by the SERS' Retirement Board up to statutory maximum amounts of 10 percent for plan members and 14 percent for employers. The Retirement Board, acting with the advice of the actuary, allocates the employer contribution rate among four of the System's funds (Pension Trust Fund, Death Benefit Fund, Medicare B Fund, and Health Care Fund). For the fiscal year ended June 30, 2018, the allocation to pension, death benefits, and Medicare B was 13.5 percent. The remaining 0.5 percent of the employer contribution rate was allocated to the Health Care Fund.

The District's contractually required contribution to SERS was \$919,252 for fiscal year 2018. Of this amount, \$91,475 is reported as pension and postemployment benefits payable.

Plan Description - State Teachers Retirement System (STRS)

Plan Description - Licensed teachers participate in STRS Ohio, a cost-sharing multiple-employer public employee retirement system administered by STRS. STRS provides retirement and disability benefits to members and death and survivor benefits to beneficiaries. STRS issues a stand-alone financial report that includes financial statements, required supplementary information and detailed information about STRS' fiduciary net position. That report can be obtained by writing to STRS, 275 E. Broad St., Columbus, OH 43215-3771, by calling (888) 227-7877, or by visiting the STRS website at www.strsoh.org.

**OLMSTED FALLS CITY SCHOOL DISTRICT
CUYAHOGA COUNTY**

**NOTES TO THE BASIC FINANCIAL STATEMENTS
FOR THE FISCAL YEAR ENDED JUNE 30, 2018**

NOTE 10 - DEFINED BENEFIT PENSION PLANS - (Continued)

New members have a choice of three retirement plans; a Defined Benefit (DB) Plan, a Defined Contribution (DC) Plan and a Combined Plan. Benefits are established by Ohio Revised Code Chapter 3307. The DB Plan offers an annual retirement allowance based on final average salary multiplied by a percentage that varies based on years of service. Effective August 1, 2015, the calculation will be 2.2 percent of final average salary for the five highest years of earnings multiplied by all years of service. Effective July 1, 2017, the cost-of-living adjustment was reduced to zero. Members are eligible to retire at age 60 with five years of qualifying service credit, or age 55 with 26 years of service, or 31 years of service regardless of age. Eligibility changes will be phased in until August 1, 2026, when retirement eligibility for unreduced benefits will be five years of service credit and age 65, or 35 years of service credit and at least age 60.

The DC Plan allows members to place all their member contributions and 9.5 percent of the 14 percent employer contributions into an investment account. Investment allocation decisions are determined by the member. The remaining 4.5 percent of the 14 percent employer rate is allocated to the defined benefit unfunded liability. A member is eligible to receive a retirement benefit at age 50 and termination of employment. The member may elect to receive a lifetime monthly annuity or a lump sum withdrawal.

The Combined Plan offers features of both the DB Plan and the DC Plan. In the Combined Plan, 12% of the 14% member rate goes to the DC Plan and the remaining 2% is applied to the DB Plan. Member contributions to the DC Plan are allocated among investment choices by the member, and contributions to the DB Plan from the employer and the member are used to fund the defined benefit payment at a reduced level from the regular DB Plan. The defined benefit portion of the Combined Plan payment is payable to a member on or after age 60 with five years of service. The defined contribution portion of the account may be taken as a lump sum payment or converted to a lifetime monthly annuity after termination of employment at age 50 or later.

New members who choose the DC Plan or Combined Plan will have another opportunity to reselect a permanent plan during their fifth year of membership. Members may remain in the same plan or transfer to another STRS plan. The optional annuitization of a member's defined contribution account or the defined contribution portion of a member's Combined Plan account to a lifetime benefit results in STRS bearing the risk of investment gain or loss on the account. STRS has therefore included all three plan options as one defined benefit plan for GASB 68 reporting purposes.

A DB or Combined Plan member with five or more years of credited service who is determined to be disabled may qualify for a disability benefit. Eligible survivors of members who die before service retirement may qualify for monthly benefits. New members on or after July 1, 2013, must have at least ten years of qualifying service credit that apply for disability benefits. Members in the DC Plan who become disabled are entitled only to their account balance. If a member of the DC Plan dies before retirement benefits begin, the member's designated beneficiary is entitled to receive the member's account balance.

Funding Policy - Employer and member contribution rates are established by the State Teachers Retirement Board and limited by Chapter 3307 of the Ohio Revised Code. For fiscal year 2018, plan members were required to contribute 14 percent of their annual covered salary. The District was required to contribute 14 percent; the entire 14 percent was the portion used to fund pension obligations. The fiscal year 2018 contribution rates were equal to the statutory maximum rates.

**OLMSTED FALLS CITY SCHOOL DISTRICT
CUYAHOGA COUNTY**

NOTES TO THE BASIC FINANCIAL STATEMENTS
FOR THE FISCAL YEAR ENDED JUNE 30, 2018

NOTE 10 - DEFINED BENEFIT PENSION PLANS - (Continued)

The District's contractually required contribution to STRS was \$2,795,473 for fiscal year 2018. Of this amount, \$495,372 is reported as pension and postemployment benefits payable.

Net Pension Liability

The net pension liability was measured as of June 30, 2017, and the total pension liability used to calculate the net pension liability was determined by an actuarial valuation as of that date. The District's proportion of the net pension liability was based on the District's share of contributions to the pension plan relative to the projected contributions of all participating entities. Following is information related to the proportionate share and pension expense:

	<u>SERS</u>	<u>STRS</u>	<u>Total</u>
Proportion of the net pension liability prior measurement date	0.20155890%	0.16472880%	
Proportion of the net pension liability current measurement date	<u>0.20577680%</u>	<u>0.16865544%</u>	
Change in proportionate share	<u>0.00421790%</u>	<u>0.00392664%</u>	
Proportionate share of the net pension liability	\$ 12,294,709	\$ 40,064,461	\$ 52,359,170
Pension expense	\$ (424,447)	\$ (15,038,327)	\$ (15,462,774)

At June 30, 2018, the District reported deferred outflows of resources and deferred inflows of resources related to pensions from the following sources:

	<u>SERS</u>	<u>STRS</u>	<u>Total</u>
Deferred outflows of resources			
Differences between expected and actual experience	\$ 529,121	\$ 1,547,104	\$ 2,076,225
Changes of assumptions	635,769	8,762,538	9,398,307
Difference between District contributions and proportionate share of contributions/ change in proportionate share	152,784	1,385,595	1,538,379
District contributions subsequent to the measurement date	<u>919,252</u>	<u>2,795,473</u>	<u>3,714,725</u>
Total deferred outflows of resources	<u>\$ 2,236,926</u>	<u>\$14,490,710</u>	<u>\$16,727,636</u>

**OLMSTED FALLS CITY SCHOOL DISTRICT
CUYAHOGA COUNTY**

NOTES TO THE BASIC FINANCIAL STATEMENTS
FOR THE FISCAL YEAR ENDED JUNE 30, 2018

NOTE 10 - DEFINED BENEFIT PENSION PLANS - (Continued)

	<u>SERS</u>	<u>STRS</u>	<u>Total</u>
Deferred inflows of resources			
Differences between expected and actual experience	\$ -	\$ 322,904	\$ 322,904
Net difference between projected and actual earnings on pension plan investments	58,362	1,322,173	1,380,535
Difference between District contributions and proportionate share of contributions/change in proportionate share	<u>32,727</u>	<u>-</u>	<u>32,727</u>
Total deferred inflows of resources	<u>\$ 91,089</u>	<u>\$ 1,645,077</u>	<u>\$ 1,736,166</u>

\$3,714,725 reported as deferred outflows of resources related to pension resulting from District contributions subsequent to the measurement date will be recognized as a reduction of the net pension liability in the year ending June 30, 2019. Other amounts reported as deferred outflows of resources and deferred inflows of resources related to pension will be recognized in pension expense as follows:

	<u>SERS</u>	<u>STRS</u>	<u>Total</u>
Fiscal Year Ending June 30:			
2019	\$ 511,168	\$ 2,234,530	\$ 2,745,698
2020	775,069	4,033,142	4,808,211
2021	226,962	2,857,590	3,084,552
2022	<u>(286,614)</u>	<u>924,898</u>	<u>638,284</u>
Total	<u>\$ 1,226,585</u>	<u>\$ 10,050,160</u>	<u>\$ 11,276,745</u>

Actuarial Assumptions - SERS

SERS' total pension liability was determined by their actuaries in accordance with GASB Statement No. 67, as part of their annual actuarial valuation for each defined benefit retirement plan. Actuarial valuations of an ongoing plan involve estimates of the value of reported amounts (e.g., salaries, credited service) and assumptions about the probability of occurrence of events far into the future (e.g., mortality, disabilities, retirements, employment termination). Actuarially determined amounts are subject to continual review and potential modifications, as actual results are compared with past expectations and new estimates are made about the future.

Projections of benefits for financial reporting purposes are based on the substantive plan (the plan as understood by the employers and plan members) and include the types of benefits provided at the time of each valuation and the historical pattern of sharing benefit costs between the employers and plan members to that point. The projection of benefits for financial reporting purposes does not explicitly incorporate the potential effects of legal or contractual funding limitations.

**OLMSTED FALLS CITY SCHOOL DISTRICT
CUYAHOGA COUNTY**

**NOTES TO THE BASIC FINANCIAL STATEMENTS
FOR THE FISCAL YEAR ENDED JUNE 30, 2018**

NOTE 10 - DEFINED BENEFIT PENSION PLANS - (Continued)

Actuarial calculations reflect a long-term perspective. For a newly hired employee, actuarial calculations will take into account the employee's entire career with the employer and also take into consideration the benefits, if any, paid to the employee after termination of employment until the death of the employee and any applicable contingent annuitant. In many cases actuarial calculations reflect several decades of service with the employer and the payment of benefits after termination.

Key methods and assumptions used in calculating the total pension liability in the latest actuarial valuation, prepared as of June 30, 2017, are presented below:

Wage inflation	3.00 percent
Future salary increases, including inflation	3.50 percent to 18.20 percent
COLA or ad hoc COLA	2.50 percent
Investment rate of return	7.50 percent net of investments expense, including inflation
Actuarial cost method	Entry age normal (level percent of payroll)

Prior to 2017, an assumption of 3 percent was used for COLA or Ad Hoc COLA.

For 2017, the mortality rates were based on the RP-2014 Blue Collar Mortality Table with fully generational projection and a five-year age set-back for both males and females. Mortality among service retired members, and beneficiaries were based upon the RP-2014 Blue Collar Mortality Table with fully generational projection with Scale BB, 120 percent of male rates, and 110 percent of female rates. Mortality among disabled members was based upon the RP-2000 Disabled Mortality Table, 90 percent for male rates and 100 percent for female rates, set back five years is used for the period after disability retirement.

The most recent experience study was completed for the five year period ended June 30, 2015.

The long-term return expectation for the Pension Plan Investments has been determined using a building-block approach and assumes a time horizon, as defined in SERS' *Statement of Investment Policy*. A forecasted rate of inflation serves as the baseline for the return expectation. Various real return premiums over the baseline inflation rate have been established for each asset class. The long-term expected nominal rate of return has been determined by calculating a weighted average of the expected real return premiums for each asset class, adding the projected inflation rate, and adding the expected return from rebalancing uncorrelated asset classes.

**OLMSTED FALLS CITY SCHOOL DISTRICT
CUYAHOGA COUNTY**

**NOTES TO THE BASIC FINANCIAL STATEMENTS
FOR THE FISCAL YEAR ENDED JUNE 30, 2018**

NOTE 10 - DEFINED BENEFIT PENSION PLANS - (Continued)

The target allocation and best estimates of arithmetic real rates of return for each major assets class are summarized in the following table:

<u>Asset Class</u>	<u>Target Allocation</u>	<u>Long Term Expected Real Rate of Return</u>
Cash	1.00 %	0.50 %
US Equity	22.50	4.75
International Equity	22.50	7.00
Fixed Income	19.00	1.50
Private Equity	10.00	8.00
Real Assets	15.00	5.00
Multi-Asset Strategies	10.00	3.00
Total	<u>100.00 %</u>	

Discount Rate - The total pension liability was calculated using the discount rate of 7.50 percent. The projection of cash flows used to determine the discount rate assumed the contributions from employers and from the members would be computed based on contribution requirements as stipulated by State statute. Projected inflows from investment earning were calculated using the long-term assumed investment rate of return (7.50 percent). Based on those assumptions, the plan's fiduciary net position was projected to be available to make all future benefit payments of current plan members. Therefore, the long-term expected rate of return on pension plan investments was applied to all periods of projected benefits to determine the total pension liability.

Sensitivity of the District's Proportionate Share of the Net Pension Liability to Changes in the Discount Rate - Net pension liability is sensitive to changes in the discount rate, and to illustrate the potential impact the following table presents the net pension liability calculated using the discount rate of 7.50 percent, as well as what each plan's net pension liability would be if it were calculated using a discount rate that is one percentage point lower (6.50 percent), or one percentage point higher (8.50 percent) than the current rate.

	<u>1% Decrease (6.50%)</u>	<u>Current Discount Rate (7.50%)</u>	<u>1% Increase (8.50%)</u>
District's proportionate share of the net pension liability	\$ 17,061,861	\$ 12,294,709	\$ 8,301,247

**OLMSTED FALLS CITY SCHOOL DISTRICT
CUYAHOGA COUNTY**

NOTES TO THE BASIC FINANCIAL STATEMENTS
FOR THE FISCAL YEAR ENDED JUNE 30, 2018

NOTE 10 - DEFINED BENEFIT PENSION PLANS - (Continued)

Actuarial Assumptions - STRS Ohio

Key methods and assumptions used in the latest actuarial valuation, reflecting experience study results used in the July 1, 2017, actuarial valuation, compared with July 1, 2016 are presented below:

	July 1, 2017	July 1, 2016
Inflation	2.50 percent	2.75 percent
Projected salary increases	12.50 percent at age 20 to 2.50 percent at age 65	12.25 percent at age 20 to 2.75 percent at age 70
Investment rate of return	7.45 percent, net of investment expenses, including inflation	7.75 percent, net of investment expenses, including inflation
Payroll increases	3 percent	3.5 percent
Cost-of-living adjustments (COLA)	0.0 percent, effective July 1, 2017	2 percent simple applied as follows: for members retiring before August 1, 2013, 2 percent per year; for members retiring August 1, 2013, or later, 2 percent COLA commences on fifth anniversary of retirement date.

For the July 1, 2017, actuarial valuation, post-retirement mortality rates for healthy retirees are based on the RP-2014 Annuitant Mortality Table with 50 percent of rates through age 69, 70 percent of rates between ages 70 and 79, 90 percent of rates between ages 80 and 84, and 100 percent of rates thereafter, projected forward generationally using mortality improvement scale MP-2016. Post-retirement disabled mortality rates are based on the RP-2014 Disabled Mortality Table with 90 percent of rates for males and 100 percent of rates for females, projected forward generationally using mortality improvement scale MP-2016. Pre-retirement mortality rates are based on RP-2014 Employee Mortality Table, projected forward generationally using mortality improvement scale MP-2016.

For the July 1, 2016 actuarial valuation, mortality rates were based on the RP-2000 Combined Mortality Table (Projection 2022—Scale AA) for Males and Females. Males' ages are set-back two years through age 89 and no set-back for age 90 and above. Females younger than age 80 are set back four years, one year set back from age 80 through 89, and no set back from age 90 and above.

Actuarial assumptions used in the July 1 2017, valuation are based on the results of an actuarial experience study for the period July 1, 2011 through June 30, 2016. Actuarial assumptions used in the June 30, 2016, valuation are based on the results of an actuarial experience study, effective July 1, 2012.

**OLMSTED FALLS CITY SCHOOL DISTRICT
CUYAHOGA COUNTY**

**NOTES TO THE BASIC FINANCIAL STATEMENTS
FOR THE FISCAL YEAR ENDED JUNE 30, 2018**

NOTE 10 - DEFINED BENEFIT PENSION PLANS - (Continued)

STRS Ohio's investment consultant develops an estimate range for the investment return assumption based on the target allocation adopted by the Retirement Board. The target allocation and long-term expected rate of return for each major asset class are summarized as follows:

<u>Asset Class</u>	<u>Target Allocation</u>	<u>Long Term Expected Real Rate of Return *</u>
Domestic Equity	28.00 %	7.35 %
International Equity	23.00	7.55
Alternatives	17.00	7.09
Fixed Income	21.00	3.00
Real Estate	10.00	6.00
Liquidity Reserves	<u>1.00</u>	2.25
Total	<u><u>100.00 %</u></u>	

*10-Year geometric nominal returns, which include the real rate of return and inflation of 2.25% and does not include investment expenses. Over a 30-year period, STRS' investment consultant indicates that the above target allocations should generate a return above the actuarial rate of return, without net value added by management.

Discount Rate - The discount rate used to measure the total pension liability was 7.45 percent as of June 30, 2017. The discount rate used to measure the total pension liability was 7.75 percent as of June 30, 2016. The projection of cash flows used to determine the discount rate assumes member and employer contributions will be made at the statutory contribution rates in accordance with rate increases described above. For this purpose, only employer contributions that are intended to fund benefits of current plan members and their beneficiaries are included. Projected employer contributions that are intended to fund the service costs of future plan members and their beneficiaries, as well as projected contributions from future plan members, are not included. Based on those assumptions, STRS' fiduciary net position was projected to be available to make all projected future benefit payments to current plan members as of June 30, 2017. Therefore, the long-term expected rate of return on pension plan investments of 7.45 percent was applied to all periods of projected benefit payment to determine the total pension liability as of June 30, 2017.

**OLMSTED FALLS CITY SCHOOL DISTRICT
CUYAHOGA COUNTY**

NOTES TO THE BASIC FINANCIAL STATEMENTS
FOR THE FISCAL YEAR ENDED JUNE 30, 2018

NOTE 10 - DEFINED BENEFIT PENSION PLANS - (Continued)

Sensitivity of the District's Proportionate Share of the Net Pension Liability to Changes in the Discount Rate - The following table presents the District's proportionate share of the net pension liability calculated using the current period discount rate assumption of 7.45 percent, as well as what the District's proportionate share of the net pension liability would be if it were calculated using a discount rate that is one-percentage-point lower (6.45 percent) or one-percentage-point higher (8.45 percent) than the current rate:

	1% Decrease (6.45%)	Current Discount Rate (7.45%)	1% Increase (8.45%)
District's proportionate share of the net pension liability	\$ 57,431,042	\$ 40,064,461	\$ 25,435,720

NOTE 11 - DEFINED BENEFIT OPEB PLANS

Net OPEB Liability

The net OPEB liability reported on the statement of net position represents a liability to employees for OPEB. OPEB is a component of exchange transactions—between an employer and its employees—of salaries and benefits for employee services. OPEB are provided to an employee—on a deferred-payment basis—as part of the total compensation package offered by an employer for employee services each financial period. The obligation to sacrifice resources for OPEB is a present obligation because it was created as a result of employment exchanges that already have occurred.

The net OPEB liability represents the District's proportionate share of each OPEB plan's collective actuarial present value of projected benefit payments attributable to past periods of service, net of each OPEB plan's fiduciary net position. The net OPEB liability calculation is dependent on critical long-term variables, including estimated average life expectancies, earnings on investments, cost of living adjustments and others. While these estimates use the best information available, unknowable future events require adjusting these estimates annually.

The Ohio Revised Code limits the District's obligation for this liability to annually required payments. The District cannot control benefit terms or the manner in which OPEB are financed; however, the District does receive the benefit of employees' services in exchange for compensation including OPEB.

GASB 75 assumes the liability is solely the obligation of the employer, because they benefit from employee services. OPEB contributions come from these employers and health care plan enrollees which pay a portion of the health care costs in the form of a monthly premium. The Ohio Revised Code permits, but does not require the retirement systems to provide healthcare to eligible benefit recipients. Any change to benefits or funding could significantly affect the net OPEB liability. Resulting adjustments to the net OPEB liability would be effective when the changes are legally enforceable. The retirement systems may allocate a portion of the employer contributions to provide for these OPEB benefits.

**OLMSTED FALLS CITY SCHOOL DISTRICT
CUYAHOGA COUNTY**

**NOTES TO THE BASIC FINANCIAL STATEMENTS
FOR THE FISCAL YEAR ENDED JUNE 30, 2018**

NOTE 11 - DEFINED BENEFIT OPEB PLANS - (Continued)

The proportionate share of each plan's unfunded benefits is presented as a long-term *net OPEB liability* on the accrual basis of accounting. Any liability for the contractually-required OPEB contribution outstanding at the end of the year is included in *pension and postemployment benefits payable* on both the accrual and modified accrual bases of accounting.

Plan Description - School Employees Retirement System (SERS)

Health Care Plan Description - The District contributes to the SERS Health Care Fund, administered by SERS for non-certificated retirees and their beneficiaries. For GASB 75 purposes, this plan is considered a cost-sharing other postemployment benefit (OPEB) plan. SERS' Health Care Plan provides healthcare benefits to eligible individuals receiving retirement, disability, and survivor benefits, and to their eligible dependents. Members who retire after June 1, 1986, need 10 years of service credit, exclusive of most types of purchased credit, to qualify to participate in SERS' health care coverage. In addition to age and service retirees, disability benefit recipients and beneficiaries who are receiving monthly benefits due to the death of a member or retiree, are eligible for SERS' health care coverage. Most retirees and dependents choosing SERS' health care coverage are over the age of 65 and therefore enrolled in a fully insured Medicare Advantage plan; however, SERS maintains a traditional, self-insured preferred provider organization for its non-Medicare retiree population. For both groups, SERS offers a self-insured prescription drug program. Health care is a benefit that is permitted, not mandated, by statute. The financial report of the Plan is included in the SERS Comprehensive Annual Financial Report which can be obtained on SERS' website at www.ohsers.org under Employers/Audit Resources.

Access to health care for retirees and beneficiaries is permitted in accordance with Section 3309 of the Ohio Revised Code. The Health Care Fund was established and is administered in accordance with Internal Revenue Code Section 105(e). SERS' Retirement Board reserves the right to change or discontinue any health plan or program. Active employee members do not contribute to the Health Care Plan. The SERS Retirement Board established the rules for the premiums paid by the retirees for health care coverage for themselves and their dependents or for their surviving beneficiaries. Premiums vary depending on the plan selected, qualified years of service, Medicare eligibility, and retirement status.

Funding Policy - State statute permits SERS to fund the health care benefits through employer contributions. Each year, after the allocation for statutorily required pensions and benefits, the Retirement Board may allocate the remainder of the employer contribution of 14 percent of covered payroll to the Health Care Fund in accordance with the funding policy. For fiscal year 2018, .5 percent of covered payroll was made to health care. An additional health care surcharge on employers is collected for employees earning less than an actuarially determined minimum compensation amount, pro-rated if less than a full year of service credit was earned. For fiscal year 2018, this amount was \$23,700. Statutes provide that no employer shall pay a health care surcharge greater than 2 percent of that employer's SERS-covered payroll; nor may SERS collect in aggregate more than 1.5 percent of the total statewide SERS-covered payroll for the health care surcharge. For fiscal year 2018, the District's surcharge obligation was \$107,231.

The surcharge, added to the allocated portion of the 14 percent employer contribution rate is the total amount assigned to the Health Care Fund. The District's contractually required contribution to SERS was \$141,277 for fiscal year 2018. Of this amount, \$110,619 is reported as pension and postemployment benefits payable.

**OLMSTED FALLS CITY SCHOOL DISTRICT
CUYAHOGA COUNTY**

NOTES TO THE BASIC FINANCIAL STATEMENTS
FOR THE FISCAL YEAR ENDED JUNE 30, 2018

NOTE 11 - DEFINED BENEFIT OPEB PLANS - (Continued)

Plan Description - State Teachers Retirement System (STRS)

Plan Description – The State Teachers Retirement System of Ohio (STRS) administers a cost-sharing Health Plan administered for eligible retirees who participated in the defined benefit or combined pension plans offered by STRS. Ohio law authorizes STRS to offer this plan. Benefits include hospitalization, physicians’ fees, prescription drugs and partial reimbursement of monthly Medicare Part B premiums. Medicare Part B premium reimbursements will be discontinued effective January 1, 2020. The Plan is included in the report of STRS which can be obtained by visiting www.strsoh.org or by calling (888) 227-7877.

Funding Policy – Ohio Revised Code Chapter 3307 authorizes STRS to offer the Plan and gives the Retirement Board discretionary authority over how much, if any, of the health care costs will be absorbed by STRS. Active employee members do not contribute to the Health Care Plan. Nearly all health care plan enrollees, for the most recent year, pay a portion of the health care costs in the form of a monthly premium. Under Ohio law, funding for post-employment health care may be deducted from employer contributions, currently 14 percent of covered payroll. For the fiscal year ended June 30, 2018, STRS did not allocate any employer contributions to post-employment health care.

Net OPEB Liability

The net OPEB liability was measured as of June 30, 2017, and the total OPEB liability used to calculate the net OPEB liability was determined by an actuarial valuation as of that date. The District's proportion of the net OPEB liability was based on the District's share of contributions to the respective retirement systems relative to the contributions of all participating entities. Following is information related to the proportionate share and OPEB expense:

	SERS	STRS	Total
Proportion of the net OPEB liability prior measurement date	0.20332711%	0.16472880%	
Proportion of the net OPEB liability current measurement date	<u>0.20772440%</u>	<u>0.16865544%</u>	
Change in proportionate share	<u>0.00439729%</u>	<u>0.00392664%</u>	
Proportionate share of the net OPEB liability	\$ 5,574,777	\$ 6,580,313	\$ 12,155,090
OPEB expense	\$ 358,838	\$ (1,977,956)	\$ (1,619,118)

**OLMSTED FALLS CITY SCHOOL DISTRICT
CUYAHOGA COUNTY**

NOTES TO THE BASIC FINANCIAL STATEMENTS
FOR THE FISCAL YEAR ENDED JUNE 30, 2018

NOTE 11 - DEFINED BENEFIT OPEB PLANS - (Continued)

At June 30, 2018, the District reported deferred outflows of resources and deferred inflows of resources related to OPEB from the following sources:

	<u>SERS</u>	<u>STRS</u>	<u>Total</u>
Deferred outflows of resources			
Differences between expected and actual experience	\$ -	\$ 379,857	\$ 379,857
Difference between District contributions and proportionate share of contributions/change in proportionate share	72,270	179,998	252,268
District contributions subsequent to the measurement date	<u>141,277</u>	<u>-</u>	<u>141,277</u>
Total deferred outflows of resources	<u>\$ 213,547</u>	<u>\$ 559,855</u>	<u>\$ 773,402</u>
	<u>SERS</u>	<u>STRS</u>	<u>Total</u>
Deferred inflows of resources			
Net difference between projected and actual earnings on pension plan investments	\$ 14,722	\$ 281,258	\$ 295,980
Changes of assumptions	<u>529,018</u>	<u>530,067</u>	<u>1,059,085</u>
Total deferred inflows of resources	<u>\$ 543,740</u>	<u>\$ 811,325</u>	<u>\$ 1,355,065</u>

\$141,277 reported as deferred outflows of resources related to OPEB resulting from District contributions subsequent to the measurement date will be recognized as a reduction of the net OPEB liability in the year ending June 30, 2019. Other amounts reported as deferred outflows of resources and deferred inflows of resources related to OPEB will be recognized in OPEB expense as follows:

Fiscal Year Ending June 30:	<u>SERS</u>	<u>STRS</u>	<u>Total</u>
2019	\$ (169,168)	\$ (65,349)	\$ (234,517)
2020	(169,168)	(65,349)	(234,517)
2021	(129,452)	(65,349)	(194,801)
2022	(3,680)	(65,349)	(69,029)
2023	(2)	4,963	4,961
Thereafter	<u>-</u>	<u>4,963</u>	<u>4,963</u>
Total	<u>\$ (471,470)</u>	<u>\$ (251,470)</u>	<u>\$ (722,940)</u>

**OLMSTED FALLS CITY SCHOOL DISTRICT
CUYAHOGA COUNTY**

**NOTES TO THE BASIC FINANCIAL STATEMENTS
FOR THE FISCAL YEAR ENDED JUNE 30, 2018**

NOTE 11 - DEFINED BENEFIT OPEB PLANS - (Continued)

Actuarial Assumptions - SERS

The total OPEB liability is determined by SERS' actuaries in accordance with GASB Statement No. 74, as part of their annual actuarial valuation for each retirement plan. Actuarial valuations of an ongoing plan involve estimates of the value of reported amounts (e.g., salaries, credited service) and assumptions about the probability of occurrence of events far into the future (e.g., mortality, disabilities, retirements, employment terminations). Actuarially determined amounts are subject to continual review and potential modifications, as actual results are compared with past expectations and new estimates are made about the future.

Projections of benefits for financial reporting purposes are based on the substantive plan (the plan as understood by the employers and plan members) and include the types of benefits provided at the time of each valuation and the historical pattern of sharing benefit costs between the employers and plan members to that point. The projection of benefits for financial reporting purposes does not explicitly incorporate the potential effects of legal or contractual funding limitations.

Actuarial calculations reflect a long-term perspective. For a newly hired employee, actuarial calculations will take into account the employee's entire career with the employer and also take into consideration the benefits, if any, paid to the employee after termination of employment until the death of the employee and any applicable contingent annuitant. In many cases, actuarial calculations reflect several decades of service with the employer and the payment of benefits after termination.

Key methods and assumptions used in calculating the total OPEB liability in the latest actuarial valuation date of June 30, 2017, are presented below:

Wage inflation	3.00 percent
Future salary increases, including inflation	3.50 percent to 18.20 percent
Investment rate of return	7.50 percent net of investments expense, including inflation
Municipal bond index rate:	
Measurement date	3.56 percent
Prior measurement date	2.92 percent
Single equivalent interest rate, net of plan investment expense, including price inflation:	
Measurement date	3.63 percent
Prior measurement date	2.98 percent
Medical trend assumption:	
Medicare	5.50 to 5.00 percent
Pre-Medicare	7.50 to 5.00 percent

Mortality rates were based on the RP-2014 Blue Collar Mortality Table with fully generational projection and Scale BB, 120 percent of male rates and 110 percent of female rates. RP-2000 Disabled Mortality Table with 90 percent for male rates and 100 percent for female rates set back five years.

The most recent experience study was completed for the five year period ended June 30, 2015.

**OLMSTED FALLS CITY SCHOOL DISTRICT
CUYAHOGA COUNTY**

**NOTES TO THE BASIC FINANCIAL STATEMENTS
FOR THE FISCAL YEAR ENDED JUNE 30, 2018**

NOTE 11 - DEFINED BENEFIT OPEB PLANS - (Continued)

The long-term expected rate of return on plan assets is reviewed as part of the actuarial five-year experience study. The most recent study covers fiscal years 2010 through 2015, and was adopted by the Board on April 21, 2016. Several factors are considered in evaluating the long-term rate of return assumption including long-term historical data, estimates inherent in current market data, and a log-normal distribution analysis in which best-estimate ranges of expected future real rates of return were developed by the investment consultant for each major asset class. These ranges were combined to produce the long-term expected rate of return, 7.50 percent, by weighting the expected future real rates of return by the target asset allocation percentage and then adding expected inflation. The capital market assumptions developed by the investment consultant are intended for use over a 10-year horizon and may not be useful in setting the long-term rate of return for funding pension plans which covers a longer timeframe. The assumption is intended to be a long-term assumption and is not expected to change absent a significant change in the asset allocation, a change in the inflation assumption, or a fundamental change in the market that alters expected returns in future years.

The target asset allocation and best estimates of arithmetic real rates of return for each major asset class, as used in the June 30, 2015 five-year experience study, are summarized as follows:

<u>Asset Class</u>	<u>Target Allocation</u>	<u>Long-Term Expected Real Rate of Return</u>
Cash	1.00 %	0.50 %
US Stocks	22.50	4.75
Non-US Stocks	22.50	7.00
Fixed Income	19.00	1.50
Private Equity	10.00	8.00
Real Assets	15.00	5.00
Multi-Asset Strategies	10.00	3.00
Total	<u>100.00 %</u>	

Discount Rate - The discount rate used to measure the total OPEB liability at June 30, 2017 was 3.63 percent. The discount rate used to measure total OPEB liability prior to June 30, 2017 was 2.98 percent. The projection of cash flows used to determine the discount rate assumed that contributions will be made from members and the System at the state statute contribution rate of 2.00 percent of projected covered employee payroll each year, which includes a 1.50 percent payroll surcharge and 0.50 percent of contributions from the basic benefits plan. Based on these assumptions, the OPEB plan's fiduciary net position was projected to become insufficient to make future benefit payments during the fiscal year ending June 30, 2025. Therefore, the long-term expected rate of return on OPEB plan assets was used to present value the projected benefit payments through the fiscal year ending June 30, 2024 and the Fidelity General Obligation 20-year Municipal Bond Index rate of 3.56 percent, as of June 30, 2017 (i.e. municipal bond rate), was used to present value the projected benefit payments for the remaining years in the projection. The total present value of projected benefit payments from all years was then used to determine the single rate of return that was used as the discount rate. The projection of future benefit payments for all current plan members was until the benefit payments ran out.

**OLMSTED FALLS CITY SCHOOL DISTRICT
CUYAHOGA COUNTY**

NOTES TO THE BASIC FINANCIAL STATEMENTS
FOR THE FISCAL YEAR ENDED JUNE 30, 2018

NOTE 11 - DEFINED BENEFIT OPEB PLANS - (Continued)

Sensitivity of the District's Proportionate Share of the Net OPEB Liability to Changes in the Discount Rate and Changes in the Health Care Cost Trend Rates - The net OPEB liability is sensitive to changes in the discount rate and the health care cost trend rate. The following table presents the net OPEB liability of SERS, what SERS' net OPEB liability would be if it were calculated using a discount rate that is 1 percentage point lower (2.63%) and higher (4.63%) than the current discount rate (3.63%). Also shown is what SERS' net OPEB liability would be based on health care cost trend rates that are 1 percentage point lower (6.5% decreasing to 4.0%) and higher (8.5% decreasing to 6.0%) than the current rate.

	1% Decrease (2.63%)	Current Discount Rate (3.63%)	1% Increase (4.63%)
District's proportionate share of the net OPEB liability	\$ 6,732,253	\$ 5,574,777	\$ 4,657,761

	1% Decrease (6.5 % decreasing to 4.0 %)	Current Trend Rate (7.5 % decreasing to 5.0 %)	1% Increase (8.5 % decreasing to 6.0 %)
District's proportionate share of the net OPEB liability	\$ 4,523,514	\$ 5,574,777	\$ 6,966,142

Actuarial Assumptions - STRS

Key methods and assumptions used in the latest actuarial valuation, reflecting experience study results used in the June 30, 2017, actuarial valuation are presented below:

Inflation	2.50 percent
Projected salary increases	12.50 percent at age 20 to 2.50 percent at age 65
Investment rate of return	7.45 percent, net of investment expenses, including inflation
Payroll increases	3 percent
Cost-of-living adjustments (COLA)	0.0 percent, effective July 1, 2017
Blended discount rate of return	4.13 percent
Health care cost trends	6 to 11 percent initial, 4.5 percent ultimate

Projections of benefits include the historical pattern of sharing benefit costs between the employers and retired plan members.

**OLMSTED FALLS CITY SCHOOL DISTRICT
CUYAHOGA COUNTY**

**NOTES TO THE BASIC FINANCIAL STATEMENTS
FOR THE FISCAL YEAR ENDED JUNE 30, 2018**

NOTE 11 - DEFINED BENEFIT OPEB PLANS - (Continued)

For healthy retirees the mortality rates are based on the RP-2014 Annuitant Mortality Table with 50 percent of rates through age 69, 70 percent of rates between ages 70 and 79, 90 percent of rates between ages 80 and 84, and 100 percent of rates thereafter, projected forward generationally using mortality improvement scale MP-2016. For disabled retirees, mortality rates are based on the RP-2014 Disabled Mortality Table with 90 percent of rates for males and 100 percent of rates for females, projected forward generationally using mortality improvement scale MP-2016.

Actuarial assumptions used in the June 30, 2017, valuation are based on the results of an actuarial experience study for the period July 1, 2011 through June 30, 2016.

Since the prior measurement date, the discount rate was increased from 3.26 percent to 4.13 percent based on the methodology defined under GASB Statement No. 74, Financial Reporting for Postemployment Benefit Plans Other Than Pension Plans (OPEB) and the long term expected rate of return was reduced from 7.75 percent to 7.45 percent. Valuation year per capita health care costs were updated, and the salary scale was modified. The percentage of future retirees electing each option was updated based on current data and the percentage of future disabled retirees and terminated vested participants electing health coverage were decreased. The assumed mortality, disability, retirement, withdrawal and future health care cost trend rates were modified along with the portion of rebated prescription drug costs.

Also since the prior measurement date, the subsidy multiplier for non-Medicare benefit recipients was reduced from 2.1 percent to 1.9 percent per year of service. Medicare Part B premium reimbursements were discontinued for certain survivors and beneficiaries and all remaining Medicare Part B premium reimbursements will be discontinued beginning January 2019. Subsequent to the current measurement date, the date for discontinuing remaining Medicare Part B premium reimbursements was extended to January 2020.

STRS' investment consultant develops an estimate range for the investment return assumption based on the target allocation adopted by the Retirement Board. The target allocation and long-term expected rate of return for each major asset class are summarized as follows:

<u>Asset Class</u>	<u>Target Allocation</u>	<u>Long Term Expected Real Rate of Return *</u>
Domestic Equity	28.00 %	7.35 %
International Equity	23.00	7.55
Alternatives	17.00	7.09
Fixed Income	21.00	3.00
Real Estate	10.00	6.00
Liquidity Reserves	<u>1.00</u>	2.25
Total	<u><u>100.00 %</u></u>	

*10-Year geometric nominal returns, which include the real rate of return and inflation of 2.25% and does not include investment expenses. Over a 30-year period, STRS' investment consultant indicates that the above target allocations should generate a return above the actuarial rate of return, without net value added by management.

**OLMSTED FALLS CITY SCHOOL DISTRICT
CUYAHOGA COUNTY**

**NOTES TO THE BASIC FINANCIAL STATEMENTS
FOR THE FISCAL YEAR ENDED JUNE 30, 2018**

NOTE 11 - DEFINED BENEFIT OPEB PLANS - (Continued)

Discount Rate - The discount rate used to measure the total OPEB liability was 4.13 percent as of June 30, 2017. The projection of cash flows used to determine the discount rate assumes STRS Ohio continues to allocate no employer contributions to the health care fund. Based on these assumptions, the OPEB plan's fiduciary net position was not projected to be sufficient to make all projected future benefit payments of current plan members. The OPEB plan's fiduciary net position was projected to become insufficient to make future benefit payments during the fiscal year ending June 30, 2037. Therefore, the long-term expected rate of return on OPEB plan assets was used to determine the present value of the projected benefit payments through the fiscal year ending June 30, 2036 and the Bond Buyer 20-year municipal bond rate of 3.58 percent as of June 30, 2017 (i.e. municipal bond rate), was used to determine the present value of the projected benefit payments for the remaining years in the projection. The total present value of projected benefit payments from all years was then used to determine the single rate of return that was used as the discount rate. The blended discount rate of 4.13 percent, which represents the long-term expected rate of return of 7.45 percent for the funded benefit payments and the Bond Buyer 20-year municipal bond rate of 3.58 percent for the unfunded benefit payments, was used to measure the total OPEB liability as of June 30, 2017. A blended discount rate of 3.26 percent which represents the long term expected rate of return of 7.75 percent for the funded benefit payments and the Bond Buyer 20-year municipal bond rate of 2.85 percent for the unfunded benefit payments was used to measure the total OPEB liability at June 30, 2016.

Sensitivity of the District's Proportionate Share of the Net OPEB Liability to Changes in the Discount and Health Care Cost Trend Rate - The following table represents the net OPEB liability as of June 30, 2017, calculated using the current period discount rate assumption of 4.13 percent, as well as what the net OPEB liability would be if it were calculated using a discount rate that is one percentage point lower (3.13 percent) or one percentage point higher (5.13 percent) than the current assumption. Also shown is the net OPEB liability as if it were calculated using health care cost trend rates that are one percentage point lower or one percentage point higher than the current health care cost trend rates.

	1% Decrease (3.13%)	Current Discount Rate (4.13%)	1% Increase (5.13%)
District's proportionate share of the net OPEB liability	\$ 8,833,965	\$ 6,580,313	\$ 4,799,192
	1% Decrease	Current Trend Rate	1% Increase
District's proportionate share of the net OPEB liability	\$ 4,751,719	\$ 6,580,313	\$ 9,223,857

**OLMSTED FALLS CITY SCHOOL DISTRICT
CUYAHOGA COUNTY**

**NOTES TO THE BASIC FINANCIAL STATEMENTS
FOR THE FISCAL YEAR ENDED JUNE 30, 2018**

NOTE 12 - OTHER EMPLOYEE BENEFITS

A. Compensated Absences

The criteria for determining vacation and sick leave benefits are derived from negotiated agreements and State laws. Classified employees earn up to twenty-five days of vacation per fiscal year, depending upon length of service. Accumulated unused vacation time is paid to classified employees and administrators upon termination of employment. Teachers do not earn vacation time. Teachers, administrators and classified employees earn sick leave at the rate of one and one-fourth days per month. Upon retirement, payment is one-fourth of accrued, but unused sick leave credit to a maximum payment of 90 days.

B. Retirement Incentive

Certified Employees

Any teacher who has not been eligible to retire prior to July 1, 2003 under the State Teachers Retirement System (STRS) pursuant to Ohio Revised Code Section 3307.38 and any applicable STRS regulations and who becomes eligible to retire can receive a retirement incentive of \$1,200 for each year of STRS service up to a maximum of thirty years, if the teacher retires at the end of the school year in which the teacher first becomes eligible. If an eligible teacher has not yet completed thirty years of service and does not retire at the end of the school year in which the teacher first becomes eligible, the teacher will have one more opportunity to take advantage of this incentive by retiring at the end of the school year in which the teacher completes thirty years of service. This incentive, combined with any severance pay entitlement, will be paid within 60 days after the date of retirement. To be eligible for this incentive, the teacher must submit a resignation on or before March 1 of the school year in which the teacher first becomes eligible to retire and must retire no later than June 30 of that school year. The teacher seeking this retirement incentive is responsible for insuring the Board has accurate information regarding the teacher's service credit. The Board will provide a courtesy reminder of the teacher's eligibility for this incentive by December 15 of the school year in which the teacher is first eligible for retirement. This courtesy does not impact the teacher's notice requirements.

Classified Employees

Any employee who has not been eligible to retire prior to July 1, 2004 under the School Employees Retirement System (SERS) pursuant to Ohio Revised Code Section 3309.34 and any applicable SERS regulations and who becomes eligible to retire can receive a retirement incentive of 50 percent of the employee's base wage at the time of retirement, excluding overtime, bonuses, extra trips or "extra" compensation if the employee retires at the end of the school year in which the employee first becomes eligible. If the employee has not yet completed 30 years of SERS service and does not retire at the end of the school year in which the employee first becomes eligible, the employee will have one more opportunity to take advantage of this incentive by retiring during or at the end of the school year in which the employee completes 30 years of SERS service. This incentive, combined with any severance pay entitlement, will be paid within 60 days after the date of retirement. To be eligible for this incentive, the employee must submit a resignation 90 days prior to the employee's date of retirement.

**OLMSTED FALLS CITY SCHOOL DISTRICT
CUYAHOGA COUNTY**

NOTES TO THE BASIC FINANCIAL STATEMENTS
FOR THE FISCAL YEAR ENDED JUNE 30, 2018

NOTE 12 - OTHER EMPLOYEE BENEFITS - (Continued)

C. Life Insurance

The School District provides life insurance and accidental death and dismemberment insurance to its eligible employees. Coverage is equal to double the employee's annual salary amount rounded to the nearest one thousand dollars. Life insurance is covered through Anthem Life.

NOTE 13 - OPERATING LEASES

The School District is obligated under certain leases that are required to be accounted for as operating leases. During 2018, expenditures for operating leases totaled \$121,788. The following is a schedule of future minimum rental payments required under operating leases that have initial or remaining noncancelable lease terms in excess of one year as of June 30, 2018.

<u>Fiscal Year</u> <u>Ending June 30,</u>	
2019	\$ 121,788
2020	79,836
2021	<u>69,702</u>
Total	<u>\$ 271,326</u>

NOTE 14 - LONG-TERM OBLIGATIONS

The original issue date, interest rate, original issue amount and date of maturity of each of the School District's long-term notes and bonds are:

<u>Debt Issue</u>	<u>Interest Rate</u>	<u>Original Issue Amount</u>	<u>Date of Maturity</u>
General Obligation Bonds:			
School Improvement - 2007	4.0-11.793%	14,755,972	December 1, 2035
Energy Conservation Improvement - 2012	1.75%	700,000	December 1, 2017
Classroom Facilities Refunding - 2015A	3.0-14.7%	8,624,960	December 1, 2035
School Improvement - 2017A	2.5-5.00%	20,000,000	December 1, 2051
School Improvement - 2017B	2.0-2.5%	1,900,000	December 1, 2022

**OLMSTED FALLS CITY SCHOOL DISTRICT
CUYAHOGA COUNTY**

**NOTES TO THE BASIC FINANCIAL STATEMENTS
FOR THE FISCAL YEAR ENDED JUNE 30, 2018**

NOTE 14 - LONG-TERM OBLIGATIONS - (Continued)

The following is a schedule of the changes in long-term obligations during fiscal year 2018. The long-term obligations at June 30, 2017 have been restated as described in Note 3.A.

	Restated Balance <u>06/30/17</u>	<u>Additions</u>	<u>Reductions</u>	Balance <u>06/30/18</u>	Due in <u>One Year</u>
Governmental Activities:					
General Obligation Bonds:					
2007 School Improvement Bonds					
Serial Bonds	\$ 3,240,000	\$ -	\$ (405,000)	\$ 2,835,000	\$ 425,000
Premium	103,398	-	(14,771)	88,627	-
Discount	(41,552)	-	5,936	(35,616)	-
2012 Energy Conservation Improvement Bond	145,000	-	(145,000)	-	-
2015A Classroom Facilities Refunding Bonds					
Serial Bonds	8,370,000	-	(50,000)	8,320,000	50,000
Capital Appreciation Bonds	159,960	-	-	159,960	-
Accretion on Capital Appreciation Bonds	50,557	32,086	-	82,643	-
Premium	793,954	-	(41,787)	752,167	-
2017A School Improvement Bonds					
Serial and Term Bonds	20,000,000	-	-	20,000,000	-
Premium	821,423	-	(23,867)	797,556	-
Discount	(188,244)	-	5,470	(182,774)	-
2017B School Improvement Bonds					
Serial and Term Bonds	1,900,000	-	(250,000)	1,650,000	340,000
Premium	53,209	-	(8,868)	44,341	-
Total General Obligation Bonds	<u>35,407,705</u>	<u>32,086</u>	<u>(927,887)</u>	<u>34,511,904</u>	<u>815,000</u>
Lease Purchase Agreement	<u>-</u>	<u>1,714,775</u>	<u>(110,406)</u>	<u>1,604,369</u>	<u>249,471</u>
Net Pension Liability	69,891,947	-	(17,532,777)	52,359,170	-
Net OPEB Liability	<u>14,605,314</u>	<u>-</u>	<u>(2,450,224)</u>	<u>12,155,090</u>	<u>-</u>
Retirement Incentive	306,218	-	(144,235)	161,983	96,950
Compensated Absences	<u>3,747,896</u>	<u>351,564</u>	<u>(246,079)</u>	<u>3,853,381</u>	<u>291,719</u>
Total Governmental Activities					
Long-Term Liabilities	<u>\$ 123,959,080</u>	<u>\$ 2,098,425</u>	<u>\$ (21,411,608)</u>	<u>\$ 104,645,897</u>	<u>\$ 1,453,140</u>

All general obligation bonds will be paid from property taxes. Compensated absences will be paid from the general fund.

The District's net pension liability is described in Note 10. The District pays obligations related to employee compensation from the fund benefitting from their service.

The District's net OPEB liability is described in Note 11. The District pays obligations related to employee compensation from the fund benefitting from their service.

**OLMSTED FALLS CITY SCHOOL DISTRICT
CUYAHOGA COUNTY**

**NOTES TO THE BASIC FINANCIAL STATEMENTS
FOR THE FISCAL YEAR ENDED JUNE 30, 2018**

NOTE 14 - LONG-TERM OBLIGATIONS - (Continued)

On September 13, 2007, the District issued \$14,280,000 in general obligation bonds for the purpose of adding to, constructing, furnishing, equipping and otherwise improving District buildings and facilities. Some of the bonds were sold at a premium of \$406,206 and some of the bonds were sold at a discount of \$163,249. The bonds have varying interest rates between 4% to 5%, and a final maturity date of December 1, 2035. Voters passed the 2 mill bond issue in May 2007 to fund payment of these bonds.

The 2007 general obligation bonds include \$475,972 in capital appreciation bonds. The capital appreciation bonds were issued for a 10 year period with a final maturity at December 1, 2016.

On June 24, 2015, the District also issued \$8,624,960 of Classroom Facilities & School Improvement Refunding Bonds, Series 2015 A bonds, which included \$8,465,000 in serial bonds and \$159,960 in capital appreciation bonds at interest rates varying from 3.00 percent to 14.70 percent. For fiscal year 2018, \$32,086 was accreted. Proceeds of these refunding bonds were used to refund \$8,625,000 of the outstanding 2007 School Improvement Bonds.

The Series 2015 A bonds were sold at a premium of \$877,528. Proceeds of \$9,350,315 (after an \$152,173 reduction for underwriting fees and other issuance costs) were deposited into an irrevocable trust with an escrow agent to provide for all future debt payments on the refunded portion of the 2007 School Improvement Bonds.

The refunding resulted in a difference between the reacquisition price and the net carrying amount of the old debt of \$725,355. The difference, reported as deferred outflow of resources, is being charged to interest through fiscal year 2036.

The Series 2015 A serial bonds were issued for a twenty-one year period with a final maturity at December 1, 2035.

On March 2, 2017, the District issued \$20,000,000 of School Improvement Bonds, Series 2017A and \$1,900,000 of School Improvement Bonds, Series 2017B for the purpose of constructing, rehabilitating, adding to, renovating, remodeling, furnishing, equipping and otherwise improving school district buildings. Some of the bonds were sold at a premium of \$882,816 and some of the bonds were sold at a discount of \$189,611. The bonds have varying interest rates between 2.0 percent to 5.0 percent and a final maturity date of December 1, 2051. The bonds are being retired from the bond retirement fund. At June 30, 2018, unspent bond proceeds amount to \$15,568,360.

On March 13, 2018, the District entered into a lease-purchase agreement, in the amount of \$1,407,938, with Key Government Finance, Inc. to finance the cost of HVAC equipment. The annual payments are made from the permanent improvement fund (a nonmajor governmental fund). At June 30, 2018, the District had outstanding borrowings of \$1,407,938. Capital assets consisting of construction in progress has been recorded in the amount of \$278,521. A corresponding liability is recorded on the statement of net position. Accumulated depreciation as of June 30, 2018 was \$0, leaving a current book value of \$278,521. At June 30, 2018, unspent bond proceeds amount to \$619,599.

**OLMSTED FALLS CITY SCHOOL DISTRICT
CUYAHOGA COUNTY**

**NOTES TO THE BASIC FINANCIAL STATEMENTS
FOR THE FISCAL YEAR ENDED JUNE 30, 2018**

NOTE 14 - LONG-TERM OBLIGATIONS - (Continued)

On June 11, 2018, the District entered into a lease-purchase agreement, in the amount of \$306,837, with Key Government Finance, Inc. to finance the cost of networking equipment. The annual payments are made from the permanent improvement fund (a nonmajor governmental fund). At June 30, 2018, the District had outstanding borrowings of \$306,837. Capital assets consisting of construction in progress has been recorded in the amount of \$788,424. A corresponding liability is recorded on the statement of net position. Accumulated depreciation as of June 30, 2018 was \$0, leaving a current book value of \$788,424. At June 30, 2018, unspent bond proceeds amount to \$28,317.

The District's overall legal debt margin was \$16,494,594 with an unvoted debt margin of \$507,600 at June 30, 2018. Principal and interest requirements to retire general obligation bonds outstanding at June 30, 2018, are as follows:

Fiscal Year Year Ended	General Obligation Bonds			Capital Appreciation Bonds		
	Principal	Interest	Total	Principal	Interest	Total
2019	\$ 815,000	\$ 1,258,278	\$ 2,073,278	\$ -	\$ -	\$ -
2020	835,000	1,230,854	2,065,854	-	-	-
2021	865,000	1,201,074	2,066,074	-	-	-
2022	895,000	1,169,799	2,064,799	-	-	-
2023	930,000	1,137,046	2,067,046	-	-	-
2024 - 2028	4,495,000	4,655,731	9,150,731	159,960	450,040	610,000
2029 - 2033	6,060,000	4,257,438	10,317,438	-	-	-
2034 - 2038	5,495,000	3,018,375	8,513,375	-	-	-
2039 - 2043	3,635,000	2,153,313	5,788,313	-	-	-
2044 - 2048	4,515,000	1,279,156	5,794,156	-	-	-
2049 - 2052	4,265,000	349,500	4,614,500	-	-	-
Total	\$ 32,805,000	\$ 21,710,564	\$ 54,515,564	\$ 159,960	\$ 450,040	\$ 610,000

Fiscal Year Year Ended	Lease Purchase Agreements		
	Principal	Interest	Total
2019	\$ 249,471	\$ 37,913	\$ 287,384
2020	246,146	41,238	287,384
2021	254,074	33,310	287,384
2022	262,263	25,120	287,383
2023	270,723	16,662	287,385
2024 - 2025	321,692	9,526	331,218
Total	\$ 1,604,369	\$ 163,769	\$ 1,768,138

**OLMSTED FALLS CITY SCHOOL DISTRICT
CUYAHOGA COUNTY**

**NOTES TO THE BASIC FINANCIAL STATEMENTS
FOR THE FISCAL YEAR ENDED JUNE 30, 2018**

NOTE 15 - BUDGETARY BASIS OF ACCOUNTING

While reporting financial position, results of operations, and changes in fund balance on the basis of generally accepted accounting principles (GAAP), the budgetary basis as provided by law is based upon accounting for certain transactions on a basis of cash receipts and disbursements.

The statement of revenue, expenditures and changes in fund balance - budget and actual (non-GAAP budgetary basis) presented for the general fund is presented on the budgetary basis to provide a meaningful comparison of actual results with the budget. The major differences between the budget basis and the GAAP basis are that:

- (a) Revenues and other financing sources are recorded when received in cash (budget basis) as opposed to when susceptible to accrual (GAAP basis);
- (b) Expenditures and other financing uses are recorded when paid in cash (budget basis) as opposed to when the liability is incurred (GAAP basis);
- (c) In order to determine compliance with Ohio law, and to reserve that portion of the applicable appropriation, total outstanding encumbrances (budget basis) are recorded as the equivalent of an expenditure, as opposed to assigned or committed fund balance for that portion of outstanding encumbrances not already recognized as an account payable (GAAP basis);
- (d) Advances-in and advances-out are operating transactions (budget basis) as opposed to balance sheet transactions (GAAP basis);
- (e) Investments are reported at fair value (GAAP basis) rather than cost (budget basis); and,
- (f) Some funds are included in the general fund (GAAP basis), but have separate legally adopted budgets (budget basis).

The adjustments necessary to convert the results of operations for the year on the budget basis to the GAAP basis for the general fund is as follows:

Net Change in Fund Balance

	<u>General fund</u>
Budget basis	\$ (658,996)
Net adjustment for revenue accruals	(512,122)
Net adjustment for expenditure accruals	(494,913)
Net adjustment for other sources/uses	(23,337)
Funds budgeted elsewhere	(23,666)
Adjustment for encumbrances	696,334
GAAP basis	<u>\$ (1,016,700)</u>

Certain funds that are legally budgeted in separate special revenue funds are considered part of the general fund on a GAAP basis. This includes the uniform school supplies fund and the public school support fund.

**OLMSTED FALLS CITY SCHOOL DISTRICT
CUYAHOGA COUNTY**

**NOTES TO THE BASIC FINANCIAL STATEMENTS
FOR THE FISCAL YEAR ENDED JUNE 30, 2018**

NOTE 16 - SET-ASIDES

The District is required by State law to annually set-aside certain general fund revenue amounts, as defined by statutory formula, for the acquisition and construction of capital improvements. Amounts not spent by the end of the fiscal year or offset by similarly restricted resources received during the year must be held in cash at fiscal year-end. This amount must be carried forward to be used for the same purpose in future years. Expenditures exceeding the set-aside requirement may not be carried forward to the next fiscal year.

The following cash-basis information describes the change in the fiscal year-end set-aside amount for capital improvements. Disclosure of this information is required by State statute.

	<u>Capital Improvements</u>
Set-aside balance June 30, 2017	\$ -
Current year set-aside requirement	637,510
Contributions in excess of the current fiscal year set-aside requirement	-
Current year qualifying expenditures	-
Excess qualified expenditures from prior years	-
Current year offsets	(686,081)
Waiver granted by ODE	-
Prior year offset from bond proceeds	-
Total	<u>\$ (48,571)</u>
Balance carried forward to fiscal year 2019	<u>\$ -</u>
Set-aside balance June 30, 2018	<u>\$ -</u>

NOTE 17 - JOINTLY GOVERNED ORGANIZATIONS

Connect

The District is a member of the Connect, formerly known as the North Coast Council, which was formed when the Lakeshore Northeast Ohio Computer Association and the Lake Erie Educational Computer Association merged during fiscal year 2012. Connect was organized for the purpose of applying modern technology with the aid of computers and other electronic equipment to administrative and instructional functions among 34 member districts. Each of the governments of these schools supports the Connect based on a per pupil charge. The District contributed \$115,625.31 to Connect during fiscal year 2018 for managed wireless hosting, phone VOIP services, data services, hardware maintenance and switch installation. Connect is governed by a nine member Board of Directors consisting of superintendents from member school districts. Financial information can be obtained by contacting the Treasurer at the Cuyahoga County Educational Service Center, who serves as fiscal agent, at 5700 West Canal Road, Valley View, Ohio 44125.

**OLMSTED FALLS CITY SCHOOL DISTRICT
CUYAHOGA COUNTY**

**NOTES TO THE BASIC FINANCIAL STATEMENTS
FOR THE FISCAL YEAR ENDED JUNE 30, 2018**

NOTE 17 - JOINTLY GOVERNED ORGANIZATIONS - (Continued)

Ohio Schools Council Association

The Ohio Schools Council Association (the "Council") is a jointly governed organization comprised of one-hundred twenty-one member districts. The mission of the Council is to identify, plan and provide services to member districts that can be more effectively achieved by cooperative endeavors of member districts than by an individual district operating on its own. Each district supports the Council by paying an annual participation fee. The Council's Board consists of seven superintendents of the participating districts whose terms rotate every year. The degree of control exercised by any school district is limited to its representation on the Board. In fiscal year 2018, the District paid for membership and other services through Connect. Financial information can be obtained by contacting the Treasurer at Cuyahoga County ESC, who serves as fiscal agent, at 6393 Oak Tree Boulevard, Independence, Ohio 44131.

Polaris Career Center

The Polaris Career Center is a separate body politic and corporate, established by the Ohio Revised Code to provide for the vocational and special education needs of students. The Board of Education is comprised of representatives from the boards of each participating school district. The board is responsible for approving its own budgets, appointing personnel, and accounting and finance related activities. Olmsted Falls City School District students may attend the Polaris Career Center. Each participating school district's control is limited to its representation on the board. The School District did not contribute financially to Polaris Career Center during this fiscal year. Financial information can be obtained by contacting the Treasurer at Polaris Career Center, 7285 Old Oak Boulevard, Middleburg Heights, Ohio 44130.

NOTE 18 - INSURANCE PURCHASING POOL

Ohio School Boards Association Workers' Compensation Group Rating Program

The District participates in the Ohio School Boards Association Workers' Compensation Group Rating Program (GRP), an insurance purchasing pool. The intent of the GRP is to achieve the benefits of a reduced premium for the District by virtue of its grouping and representation with other participants in the GRP. The worker's compensation experience of the participating school districts is calculated as one experience and a common premium rate is applied to all school districts in the GRP. Each participant pays its worker's compensation premium to the State based on the rate for the GRP rather than its individual rate. Total savings is then calculated and each participant's individual performance is compared to the overall savings percentage of the GRP. A participant will then either receive money from or be required to contribute to the "Equity Pooling Fund". This "equity pooling" arrangement insures that each participant share equally in the overall performance of the GRP. Participation in the GRP is limited to school districts that can meet the GRP's selection criteria.

Great Lakes Regional Council of Governments

The District participates in the Great Lakes Regional Council of Governments (COG), an insurance purchasing pool. The COG contracts with Medical Mutual, LLC to process and pay health benefit claims incurred by its members. The District is the fiscal agent for the COG. The COG activity is accounted for in an agency fund.

**OLMSTED FALLS CITY SCHOOL DISTRICT
CUYAHOGA COUNTY**

**NOTES TO THE BASIC FINANCIAL STATEMENTS
FOR THE FISCAL YEAR ENDED JUNE 30, 2018**

NOTE 19 - RISK SHARING POOL

The District participated in the Schools Ohio Risk Sharing Authority (SORSA), a risk sharing pool with over 65 members. SORSA is a 100 percent member-owned, non-profit insurance risk pool owned and governed by the school district members. SORSA is governed by a Board of Directors comprised of representatives of school districts that participate in the program.

SORSA has agreements with several separate organizations whereby each provides certain administrative, executive, accounting, marketing, claim settlement, legal counsel and other services to SORSA and its members. Pursuant to participation agreements with SORSA, each member school district agrees to pay all funding rates associated with the coverage elected. This coverage includes comprehensive general liability, property insurance and automobile liability insurance. To obtain a copy of the SORSA financial statements, write SORSA Executive Director at 8050 North High Street, Suite 160, Columbus, Ohio 43235-6483.

NOTE 20 - CONTINGENCIES

A. Grants

District foundation funding is based on the annualized full-time equivalent (FTE) enrollment of each student. The Ohio Department of Education (ODE) is legislatively required to adjust/reconcile funding as enrollment information is updated by schools throughout the State, which can extend past the fiscal year end. As of the date of this report, additional ODE adjustments for fiscal year 2018 are not finalized. As a result, the impact of future FTE adjustments on the fiscal year 2018 financial statements is not determinable, at this time. Management believes this may result in either an additional receivable to, or a liability of, the District.

B. Litigation

The District is not aware of any legal proceedings that may have a material effect on the financial condition of the District.

C. Pollution

The District's, Early Childhood Center, currently operates a wastewater treatment plant. During Fiscal Year 2018, the District (as per Ohio EPA regulations) commenced monthly testing and analysis at their sewer treatment facility. The District anticipates monthly testing and analysis to continue for an infinite amount of time. At June 30, 2018, it had been determined that the District's activities is not deemed pollution remediation subject to GASB 49. The District does not foresee any material expense for maintenance cost on this sewer system. The District estimates the cost will be approximately \$52,503 for fiscal year 2019 with ongoing plant monthly cost of \$626 for operational, laboratory analysis and reporting.

**OLMSTED FALLS CITY SCHOOL DISTRICT
CUYAHOGA COUNTY**

**NOTES TO THE BASIC FINANCIAL STATEMENTS
FOR THE FISCAL YEAR ENDED JUNE 30, 2018**

NOTE 21 - OTHER COMMITMENTS

The District utilizes encumbrance accounting as part of its budgetary controls. Encumbrances outstanding at year-end are reservations of fund balance for subsequent-year expenditures and may be reported as part of restricted, committed, or assigned classifications of fund balance. At year end, the District's commitments for encumbrances in the governmental funds were as follows:

<u>Fund Type</u>	<u>Year-End Encumbrances</u>
General	\$ 304,903
Building	15,189,670
Other governmental	<u>383,125</u>
Total	<u>\$ 15,877,698</u>

NOTE 22 - TAX ABATEMENTS ENTERED INTO BY OTHER GOVERNMENTS

The City of Olmsted Falls and Olmsted Township entered into Community Redevelopment Area (CRA) and Economic Zone agreements with various businesses for the abatement of property taxes to bring jobs and economic development into the City. Under the agreement, the companies' property taxes assessed to the District have been abated. During fiscal year 2018, the District's property taxes were reduced by \$141,862.

NOTE 23 - CONTRACTUAL COMMITMENTS

As of June 30, 2018, the District had the following contractual commitments outstanding related to the building project. A summary of the primary contractual commitments follows:

<u>Contractor</u>	<u>Contractual Commitments</u>	<u>Amount Paid as of 6/30/2018</u>	<u>Amount Remaining on Contracts</u>
Architectural Vision Group	\$ 1,066,367	\$ 856,030	\$ 210,337
Bob Cutler Signs, Inc.	3,995	-	3,995
Duro-Last Roofing	450,211	169,667	280,544
Elyria Fence Company	15,718	-	15,718
Environmental Services	164,835	139,059	25,776
Environments 4 Business, LLC	421,460	311,785	109,675
Farmham Equipment Company	-	-	-
Microbac Laboratories	25,000	8,619	16,381
Takeform	8,798	4,602	4,196
Wenger Corporation	<u>20,281</u>	<u>-</u>	<u>20,281</u>
Total	<u>\$ 2,176,665</u>	<u>\$ 1,489,762</u>	<u>\$ 686,903</u>

REQUIRED SUPPLEMENTARY INFORMATION

**OLMSTED FALLS CITY SCHOOL DISTRICT
CUYAHOGA COUNTY, OHIO**

SCHEDULES OF REQUIRED SUPPLEMENTARY INFORMATION

SCHEDULE OF THE DISTRICT'S PROPORTIONATE SHARE OF
THE NET PENSION LIABILITY
SCHOOL EMPLOYEES RETIREMENT SYSTEM (SERS) OF OHIO

LAST FIVE FISCAL YEARS

	<u>2018</u>	<u>2017</u>	<u>2016</u>	<u>2015</u>	<u>2014</u>
District's proportion of the net pension liability	0.20577680%	0.20155890%	0.20061310%	0.20096100%	0.20096100%
District's proportionate share of the net pension liability	\$ 12,294,709	\$ 14,752,252	\$ 11,447,178	\$ 10,170,522	\$ 11,950,506
District's covered payroll	\$ 6,516,307	\$ 5,436,457	\$ 5,707,371	\$ 5,495,751	\$ 5,490,764
District's proportionate share of the net pension liability as a percentage of its covered payroll	188.68%	271.36%	200.57%	185.06%	217.65%
Plan fiduciary net position as a percentage of the total pension liability	69.50%	62.98%	69.16%	71.70%	65.52%

Note: Information prior to 2014 was unavailable. Schedule is intended to show information for 10 years. Additional years will be displayed as they become available.

Amounts presented for each fiscal year were determined as of the District's measurement date which is the prior year-end.

SEE ACCOMPANYING NOTES TO THE REQUIRED SUPPLEMENTARY INFORMATION

**OLMSTED FALLS CITY SCHOOL DISTRICT
CUYAHOGA COUNTY, OHIO**

SCHEDULES OF REQUIRED SUPPLEMENTARY INFORMATION

SCHEDULE OF THE DISTRICT'S PROPORTIONATE SHARE OF
THE NET PENSION LIABILITY
STATE TEACHERS RETIREMENT SYSTEM (STRS) OF OHIO

LAST FIVE FISCAL YEARS

	<u>2018</u>	<u>2017</u>	<u>2016</u>	<u>2015</u>	<u>2014</u>
District's proportion of the net pension liability	0.16865544%	0.16472880%	0.16352439%	0.16113600%	0.16113600%
District's proportionate share of the net pension liability	\$ 40,064,461	\$ 55,139,695	\$ 45,193,358	\$ 39,193,939	\$ 46,687,459
District's covered payroll	\$ 18,493,443	\$ 17,496,950	\$ 16,949,134	\$ 16,422,689	\$ 16,275,849
District's proportionate share of the net pension liability as a percentage of its covered payroll	216.64%	315.14%	266.64%	238.66%	286.85%
Plan fiduciary net position as a percentage of the total pension liability	75.30%	66.80%	72.10%	74.70%	69.30%

Note: Information prior to 2014 was unavailable. Schedule is intended to show information for 10 years. Additional years will be displayed as they become available.

Amounts presented for each fiscal year were determined as of the District's measurement date which is the prior year-end.

SEE ACCOMPANYING NOTES TO THE REQUIRED SUPPLEMENTARY INFORMATION

**OLMSTED FALLS CITY SCHOOL DISTRICT
CUYAHOGA COUNTY, OHIO**

SCHEDULES OF REQUIRED SUPPLEMENTARY INFORMATION

SCHEDULE OF DISTRICT PENSION CONTRIBUTIONS
SCHOOL EMPLOYEES RETIREMENT SYSTEM (SERS) OF OHIO

LAST TEN FISCAL YEARS

	<u>2018</u>	<u>2017</u>	<u>2016</u>	<u>2015</u>
Contractually required contribution	\$ 919,252	\$ 912,283	\$ 761,104	\$ 752,231
Contributions in relation to the contractually required contribution	<u>(919,252)</u>	<u>(912,283)</u>	<u>(761,104)</u>	<u>(752,231)</u>
Contribution deficiency (excess)	<u>\$ -</u>	<u>\$ -</u>	<u>\$ -</u>	<u>\$ -</u>
District's covered payroll	\$ 6,809,274	\$ 6,516,307	\$ 5,436,457	\$ 5,707,371
Contributions as a percentage of covered payroll	13.50%	14.00%	14.00%	13.18%

SEE ACCOMPANYING NOTES TO THE REQUIRED SUPPLEMENTARY INFORMATION

<u>2014</u>	<u>2013</u>	<u>2012</u>	<u>2011</u>	<u>2010</u>	<u>2009</u>
\$ 761,711	\$ 759,922	\$ 732,438	\$ 691,264	\$ 733,869	\$ 549,425
<u>(761,711)</u>	<u>(759,922)</u>	<u>(732,438)</u>	<u>(691,264)</u>	<u>(733,869)</u>	<u>(549,425)</u>
<u>\$ -</u>	<u>\$ -</u>	<u>\$ -</u>	<u>\$ -</u>	<u>\$ -</u>	<u>\$ -</u>
\$ 5,495,751	\$ 5,490,764	\$ 5,445,633	\$ 5,499,315	\$ 5,420,011	\$ 5,583,585
13.86%	13.84%	13.45%	12.57%	13.54%	9.84%

**OLMSTED FALLS CITY SCHOOL DISTRICT
CUYAHOGA COUNTY, OHIO**

SCHEDULES OF REQUIRED SUPPLEMENTARY INFORMATION

SCHEDULE OF DISTRICT PENSION CONTRIBUTIONS
STATE TEACHERS RETIREMENT SYSTEM (STRS) OF OHIO

LAST TEN FISCAL YEARS

	<u>2018</u>	<u>2017</u>	<u>2016</u>	<u>2015</u>
Contractually required contribution	\$ 2,795,473	\$ 2,589,082	\$ 2,449,573	\$ 2,372,879
Contributions in relation to the contractually required contribution	<u>(2,795,473)</u>	<u>(2,589,082)</u>	<u>(2,449,573)</u>	<u>(2,372,879)</u>
Contribution deficiency (excess)	<u>\$ -</u>	<u>\$ -</u>	<u>\$ -</u>	<u>\$ -</u>
District's covered payroll	\$ 19,967,664	\$ 18,493,443	\$ 17,496,950	\$ 16,949,134
Contributions as a percentage of covered payroll	14.00%	14.00%	14.00%	14.00%

SEE ACCOMPANYING NOTES TO THE REQUIRED SUPPLEMENTARY INFORMATION

<u>2014</u>	<u>2013</u>	<u>2012</u>	<u>2011</u>	<u>2010</u>	<u>2009</u>
\$ 2,134,950	\$ 2,115,860	\$ 2,151,006	\$ 2,154,269	\$ 2,118,625	\$ 2,230,106
<u>(2,134,950)</u>	<u>(2,115,860)</u>	<u>(2,151,006)</u>	<u>(2,154,269)</u>	<u>(2,118,625)</u>	<u>(2,230,106)</u>
<u>\$ -</u>	<u>\$ -</u>	<u>\$ -</u>	<u>\$ -</u>	<u>\$ -</u>	<u>\$ -</u>
\$ 16,422,689	\$ 16,275,849	\$ 16,546,200	\$ 16,571,300	\$ 16,297,112	\$ 17,154,664
13.00%	13.00%	13.00%	13.00%	13.00%	13.00%

**OLMSTED FALLS CITY SCHOOL DISTRICT
CUYAHOGA COUNTY, OHIO**

SCHEDULES OF REQUIRED SUPPLEMENTARY INFORMATION

SCHEDULE OF THE DISTRICT'S PROPORTIONATE SHARE OF
THE NET OPEB LIABILITY
SCHOOL EMPLOYEES RETIREMENT SYSTEM (SERS) OF OHIO

LAST TWO FISCAL YEARS

	2018	2017
District's proportion of the net OPEB liability	0.20772440%	0.20332711%
District's proportionate share of the net OPEB liability	\$ 5,574,777	\$ 5,795,575
District's covered payroll	\$ 6,516,307	\$ 5,436,457
District's proportionate share of the net OPEB liability as a percentage of its covered payroll	85.55%	106.61%
Plan fiduciary net position as a percentage of the total OPEB liability	12.46%	11.49%

Note: Information prior to 2017 was unavailable. Schedule is intended to show information for 10 years. Additional years will be displayed as they become available.

Amounts presented for each fiscal year were determined as of the District's measurement date which is the prior year-end.

SEE ACCOMPANYING NOTES TO THE REQUIRED SUPPLEMENTARY INFORMATION

**OLMSTED FALLS CITY SCHOOL DISTRICT
CUYAHOGA COUNTY, OHIO**

SCHEDULES OF REQUIRED SUPPLEMENTARY INFORMATION

SCHEDULE OF THE DISTRICT'S PROPORTIONATE SHARE OF
THE NET OPEB LIABILITY
STATE TEACHERS RETIREMENT SYSTEM (STRS) OF OHIO

LAST TWO FISCAL YEARS

	2018	2017
District's proportion of the net OPEB liability	0.16865544%	0.16472880%
District's proportionate share of the net OPEB liability	\$ 6,580,313	\$ 8,809,739
District's covered payroll	\$ 18,493,443	\$ 17,496,950
District's proportionate share of the net OPEB liability as a percentage of its covered payroll	35.58%	50.35%
Plan fiduciary net position as a percentage of the total OPEB liability	47.10%	37.33%

Note: Information prior to 2017 was unavailable. Schedule is intended to show information for 10 years. Additional years will be displayed as they become available.

Amounts presented for each fiscal year were determined as of the District's measurement date which is the prior year-end.

SEE ACCOMPANYING NOTES TO THE REQUIRED SUPPLEMENTARY INFORMATION

**OLMSTED FALLS CITY SCHOOL DISTRICT
CUYAHOGA COUNTY, OHIO**

SCHEDULES OF REQUIRED SUPPLEMENTARY INFORMATION

SCHEDULE OF DISTRICT OPEB CONTRIBUTIONS
SCHOOL EMPLOYEES RETIREMENT SYSTEM (SERS) OF OHIO

LAST TEN FISCAL YEARS

	<u>2018</u>	<u>2017</u>	<u>2016</u>	<u>2015</u>
Contractually required contribution	\$ 141,277	\$ 108,166	\$ 136,940	\$ 183,740
Contributions in relation to the contractually required contribution	<u>(141,277)</u>	<u>(108,166)</u>	<u>(136,940)</u>	<u>(183,740)</u>
Contribution deficiency (excess)	<u>\$ -</u>	<u>\$ -</u>	<u>\$ -</u>	<u>\$ -</u>
District's covered payroll	\$ 6,809,274	\$ 6,516,307	\$ 5,436,457	\$ 5,707,371
Contributions as a percentage of covered payroll	2.07%	1.66%	2.52%	3.22%

SEE ACCOMPANYING NOTES TO THE REQUIRED SUPPLEMENTARY INFORMATION

<u>2014</u>	<u>2013</u>	<u>2012</u>	<u>2011</u>	<u>2010</u>	<u>2009</u>
\$ 108,291	\$ 106,218	\$ 115,621	\$ 168,422	\$ 111,790	\$ 113,831
<u>(108,291)</u>	<u>(106,218)</u>	<u>(115,621)</u>	<u>(168,422)</u>	<u>(111,790)</u>	<u>(113,831)</u>
<u>\$ -</u>	<u>\$ -</u>	<u>\$ -</u>	<u>\$ -</u>	<u>\$ -</u>	<u>\$ -</u>
\$ 5,495,751	\$ 5,490,764	\$ 5,445,633	\$ 5,499,315	\$ 5,420,011	\$ 5,583,585
1.97%	1.93%	2.12%	3.06%	2.06%	2.04%

**OLMSTED FALLS CITY SCHOOL DISTRICT
CUYAHOGA COUNTY, OHIO**

SCHEDULES OF REQUIRED SUPPLEMENTARY INFORMATION

SCHEDULE OF DISTRICT OPEB CONTRIBUTIONS
STATE TEACHERS RETIREMENT SYSTEM (STRS) OF OHIO

LAST TEN FISCAL YEARS

	2018	2017	2016	2015
Contractually required contribution	\$ -	\$ -	\$ -	\$ -
Contributions in relation to the contractually required contribution	-	-	-	-
Contribution deficiency (excess)	\$ -	\$ -	\$ -	\$ -
District's covered payroll	\$ 19,967,664	\$ 18,493,443	\$ 17,496,950	\$ 16,949,134
Contributions as a percentage of covered payroll	0.00%	0.00%	0.00%	0.00%

SEE ACCOMPANYING NOTES TO THE REQUIRED SUPPLEMENTARY INFORMATION

<u>2014</u>	<u>2013</u>	<u>2012</u>	<u>2011</u>	<u>2010</u>	<u>2009</u>
\$ 165,403	\$ 157,425	\$ 166,923	\$ 166,110	\$ 165,703	\$ 172,494
<u>(165,403)</u>	<u>(157,425)</u>	<u>(166,923)</u>	<u>(166,110)</u>	<u>(165,703)</u>	<u>(172,494)</u>
<u>\$ -</u>	<u>\$ -</u>	<u>\$ -</u>	<u>\$ -</u>	<u>\$ -</u>	<u>\$ -</u>
\$ 16,422,689	\$ 16,275,849	\$ 16,546,200	\$ 16,571,300	\$ 16,297,112	\$ 17,154,664
1.00%	1.00%	1.00%	1.00%	1.00%	1.00%

**OLMSTED FALLS CITY SCHOOL DISTRICT
CUYAHOGA COUNTY, OHIO**

NOTES TO REQUIRED SUPPLEMENTARY INFORMATION
FOR THE FISCAL YEAR ENDED JUNE 30, 2018

0

PENSION

SCHOOL EMPLOYEES RETIREMENT SYSTEM (SERS) OF OHIO

Changes in benefit terms: There were no changes in benefit terms from the amounts reported for fiscal years 2014-2017. For fiscal year 2018, SERS changed from a fixed 3% annual increase to a Cost of Living Adjustment (COLA) based on the changes in the Consumer Price Index (CPI-W), with a cap of 2.5% and a floor of 0%.

Changes in assumptions: There were no changes in methods and assumptions used in the calculation of actuarial determined contributions for fiscal years 2014-2016. For fiscal year 2017, the following changes of assumptions affected the total pension liability since the prior measurement date: (a) the assumed rate of inflation was reduced from 3.25% to 3.00%, (b) payroll growth assumption was reduced from 4.00% to 3.50%, (c) assumed real wage growth was reduced from 0.75% to 0.50%, (d) Rates of withdrawal, retirement and disability were updated to reflect recent experience, (e) mortality among active members was updated to RP-2014 Blue Collar Mortality Table with fully generational projection and a five year age set-back for both males and females, (f) mortality among service retired members, and beneficiaries was updated to the following RP-2014 Blue Collar Mortality Table with fully generational projection with Scale BB, 120% of male rates, and 110% of female rates, (g) mortality among disabled members was updated to RP-2000 Disabled Mortality Table, 90% for male rates and 100% for female rates, set back five years is used for the period after disability retirement and (h) the discount rate was reduced from 7.75% to 7.50%. There were no changes in methods and assumptions used in the calculation of actuarial determined contributions for fiscal year 2018.

STATE TEACHERS RETIREMENT SYSTEM (STRS) OF OHIO

Changes in benefit terms: There were no changes in benefit terms from the amounts reported for fiscal years 2014-2017. For fiscal year 2018, STRS decreased the Cost of Living Adjustment (COLA) to zero.

Changes in assumptions: There were no changes in methods and assumptions used in the calculation of actuarial determined contributions for fiscal years 2014-2017. For fiscal year 2018, the following changes of assumption affected the total pension liability since the prior measurement date: (a) the long term expected rate of return was reduced from 7.75% to 7.45%, (b) the inflation assumption was lowered from 2.75% to 2.50%, (c) the payroll growth assumption was lowered to 3.00%, (d) total salary increases rate was lowered by decreasing the merit component of the individual salary increases, in addition to a decrease of 0.25% due to lower inflation (e) the healthy and disabled mortality assumptions were updated to the RP-2014 mortality tables with generational improvement scale MP-2016 and (f) rates of retirement, termination and disability were modified to better reflect anticipated future experience.

(Continued)

**OLMSTED FALLS CITY SCHOOL DISTRICT
CUYAHOGA COUNTY, OHIO**

NOTES TO REQUIRED SUPPLEMENTARY INFORMATION (CONTINUED)
FOR THE FISCAL YEAR ENDED JUNE 30, 2018

OTHER POSTEMPLOYMENT BENEFITS (OPEB)

SCHOOL EMPLOYEES RETIREMENT SYSTEM (SERS) OF OHIO

Changes in benefit terms: There were no changes in benefit terms from the amounts reported for fiscal years 2017-2018.

Changes in assumptions: There were no changes in methods and assumptions used in the calculation of actuarial determined contributions for fiscal year 2017. For fiscal year 2018, the following changes of assumptions affected the total OPEB liability since the prior measurement date: (a) assumed rate of inflation was reduced from 3.25% to 3.00%, (b) payroll growth assumption was reduced from 4.00% to 3.50%, (c) assumed real wage growth was reduced from 0.75% to 0.50%, (d) rates of withdrawal, retirement, and disability were updated to reflect recent experience, (e) mortality among active members was updated to the following: RP-2014 Blue Collar Mortality Table with fully generational projection and a five-year age set-back for both males and females, (f) mortality among service retired members, and beneficiaries was updated to the following: RP-2014 Blue Collar Mortality Table with fully generational projection with Scale BB, 120% of male rates, and 110% of female rates, (g) mortality among disabled members was updated to the following: RP-2000 Disabled Mortality Table, 90% for male rates and 100% for female rates, set back five years is used for the period after disability retirement.

STATE TEACHERS RETIREMENT SYSTEM (STRS) OF OHIO

Changes in benefit terms: There were no changes in benefit terms from the amounts reported for fiscal year 2017. For fiscal year 2018, STRS reduced the subsidy multiplier for non-Medicare benefit recipients from 2.1% to 1.9% per year of service. Medicare Part B premium reimbursements were discontinued for certain survivors and beneficiaries and all remaining Medicare Part B premium reimbursements will be discontinued beginning January 2020.

Changes in assumptions: There were no changes in methods and assumptions used in the calculation of actuarial determined contributions for fiscal year 2017. For fiscal year 2018, the following changes of assumption affected the total OPEB liability since the prior measurement date: (a) the discount rate was increased from 3.26% to 4.13% based on the methodology defined under GASB Statement No. 74, Financial Reporting for Postemployment Benefit Plans Other Than Pension Plans (OPEB), (b) the long term expected rate of return was reduced from 7.75% to 7.45%, (c) valuation year per capita health care costs were updated, and the salary scale was modified, (d) the percentage of future retirees electing each option was updated based on current data and the percentage of future disabled retirees and terminated vested participants electing health coverage were decreased and (e) the assumed mortality, disability, retirement, withdrawal and future health care cost trend rates were modified along with the portion of rebated prescription drug costs.

This page intentionally left blank

**OLMSTED FALLS CITY SCHOOL DISTRICT
CUYAHOGA COUNTY**

**SCHEDULE OF RECEIPTS AND EXPENDITURES OF FEDERAL AWARDS
FOR THE YEAR ENDED JUNE 30, 2018**

FEDERAL GRANTOR Pass Through Grantor Program / Cluster Title	Federal CFDA Number	Grant Year	Total Federal Receipts	Non-Cash Receipts	Total Federal Expenditures	Non-Cash Expenditures
U.S. DEPARTMENT OF AGRICULTURE						
<i>Passed Through Ohio Department of Education:</i>						
Child Nutrition Cluster						
School Breakfast Program	10.553	2018	\$ 56,588	\$ -	\$ 56,588	\$ -
National School Lunch Program	10.555	2018	233,122	73,671	233,122	73,671
Total Nutrition Cluster			<u>289,710</u>	<u>73,671</u>	<u>289,710</u>	<u>73,671</u>
Total U.S. Department of Agriculture			<u>289,710</u>	<u>73,671</u>	<u>289,710</u>	<u>73,671</u>
U.S. DEPARTMENT OF EDUCATION						
<i>Passed Through Ohio Department of Education</i>						
Title I Part A						
Title I Grants to Local Education Agencies	84.010	2017	62,979	-	38,379	-
Title I Grants to Local Education Agencies	84.010	2018	209,127	-	223,348	-
Total Title I Grants to Local Education Agencies			<u>272,106</u>		<u>261,727</u>	
Special Education Cluster (IDEA):						
Special Education Grants to State IDEA B	84.027	2017	3,981	-	-	-
Special Education Grants to State IDEA B	84.027	2018	656,488	-	683,783	-
Total Special Education Grants to State IDEA B			<u>660,469</u>		<u>683,783</u>	
Special Education Preschool Grants	84.173	2018	16,458	-	16,458	-
Total Special Education Cluster(IDEA)			<u>676,927</u>		<u>700,241</u>	
Improving Teacher Quality, Title IIA, Part A						
Improving Teacher Quality State Grants	84.367	2017	3,600	-	1,430	-
Improving Teacher Quality State Grants	84.367	2018	50,352	-	60,989	-
Total Title IIA Improving Teacher Quality State Grants			<u>53,952</u>	<u>-</u>	<u>62,419</u>	<u>-</u>
Student Support and Academic Enrichment	84.424	2018	7,699	-	8,889	-
Total U.S. Department of Education			<u>1,010,684</u>		<u>1,033,276</u>	
Total Expenditures of Federal Awards			<u><u>\$1,300,394</u></u>	<u><u>\$73,671</u></u>	<u><u>\$1,322,986</u></u>	<u><u>\$73,671</u></u>

The accompanying notes are an integral part of this schedule.

**OLMSTED FALLS CITY SCHOOL DISTRICT
CUYAHOGA COUNTY**

**NOTES TO THE SCHEDULE OF RECEIPTS AND EXPENDITURES OF FEDERAL AWARDS
FOR THE FISCAL YEAR ENDED JUNE 30, 2018**

NOTE A – BASIS OF PRESENTATION

The accompanying Schedule of Receipts and Expenditures of Federal Awards (the Schedule) includes the federal award activity of Olmsted Falls City School District (the District's) under programs of the federal government for the year ended June 30, 2018. The information on this Schedule is prepared in accordance with the requirements of Title 2 U.S. *Code of Federal Regulations* Part 200, *Uniform Administrative Requirements, Cost Principles, and Audit Requirements for Federal Awards* (Uniform Guidance). Because the Schedule presents only a selected portion of the operations of the District, it is not intended to and does not present the financial position, changes in net position, or cash flows of the District.

NOTE B – SUMMARY OF SIGNIFICANT ACCOUNTING POLICIES

Expenditures reported on the Schedule are reported on the cash basis of accounting. Such expenditures are recognized following the cost principles contained in Uniform Guidance wherein certain types of expenditures may or may not be allowable or may be limited as to reimbursement.

NOTE C – INDIRECT COST RATE

The District has not elected to use the 10-percent de minimis indirect cost rate as allowed under the Uniform Guidance.

NOTE D - CHILD NUTRITION CLUSTER

The District commingles cash receipts from the U.S. Department of Agriculture with similar State grants. When reporting expenditures on this Schedule, the District assumes it expends federal monies first.

NOTE E – FOOD DONATION PROGRAM

The District reports commodities consumed on the Schedule at the entitlement value. The District allocated donated food commodities to the respective program that benefitted from the use of those donated food commodities.



ALGER & ASSOCIATES, Inc.

Certified Public Accountants

**INDEPENDENT AUDITOR'S REPORT ON COMPLIANCE WITH REQUIREMENTS
APPLICABLE TO THE MAJOR FEDERAL PROGRAM AND ON INTERNAL CONTROL OVER COMPLIANCE
REQUIRED BY THE UNIFORM GUIDANCE**

Olmsted Falls City School District
Cuyahoga County
26937 Bagley Road
Olmsted Falls, Ohio 44138

To the Board of Education:

Report on Compliance for Each Major Federal Program

We have audited the Olmsted Falls City School District's, Cuyahoga County, Ohio (the District) compliance with the applicable requirements described in the U.S. Office of Management and Budget (OMB) *Compliance Supplement* that could directly and materially affect each of the Olmsted Falls City School District's major federal programs for the year ended June 30, 2018. The *Summary of Auditor's Results* in the accompanying schedule of findings identifies the District's major federal programs.

Management's Responsibility

The District's Management is responsible for complying with federal statutes, regulations, and the terms and conditions of its federal awards applicable to its federal programs.

Auditor's Responsibility

Our responsibility is to opine on the District's compliance for each of the District's major federal programs based on our audit of the applicable compliance requirements referred to above. Our compliance audit followed auditing standards generally accepted in the United States of America; the standards for financial audits included in the Comptroller General of the United States' *Government Auditing Standards*; and the audit requirements of Title 2 U.S. *Code of Federal Regulations Part 200, Uniform Administrative Requirements, Cost Principles, and Audit Requirements for Federal Awards* (Uniform Guidance). These standards and the Uniform Guidance require us to plan and perform the audit to reasonably assure whether noncompliance with the applicable compliance requirements referred to above that could directly and materially affect a major federal program occurred. An audit includes examining, on a test basis, evidence about the District's compliance with those requirements and performing such other procedures as we considered necessary in the circumstances.

We believe our audit provides a reasonable basis for our compliance opinion on each of the District's major programs. However, our audit does not provide a legal determination of the District's compliance.

6927 Burgundy Ave. N.W.
North Canton, OH 44720
Phone (330) 353-5851
Fax (330) 768-7574

Opinion on Each Major Federal Program

In our opinion, the Olmsted Falls City School District, Cuyahoga County, Ohio complied, in all material respects with the compliance requirements referred to above that could directly and materially affect each of its major federal programs for the year ended June 30, 2018.

Report on Internal Control Over Compliance

The District's management is responsible for establishing and maintaining effective internal control over compliance with the applicable compliance requirements referred to above. In planning and performing our compliance audit, we considered the District's internal control over compliance with the applicable requirements that could directly and materially affect a major federal program, to determine our auditing procedures appropriate for opining on each major federal program's compliance and to test and report on internal control over compliance in accordance with the Uniform Guidance, but not to the extent needed to opine on the effectiveness of internal control over compliance. Accordingly, we have not opined on the effectiveness of the District's internal control over compliance.

A deficiency in internal control over compliance exists when the design or operation of a control over compliance does not allow management or employees, when performing their assigned functions, to prevent, or to timely detect and correct, noncompliance with a federal program's applicable compliance requirement. A *material weakness in internal control over compliance* is a deficiency, or combination of deficiencies, in internal control over compliance, such that there is a reasonable possibility that material noncompliance with a federal program compliance requirement will not be prevented, or timely detected and corrected. A *significant deficiency in internal control over compliance* is a deficiency, or a combination of deficiencies, in internal control over compliance with federal program's applicable compliance requirement that is less severe than a material weakness in internal control over compliance, yet important enough to merit attention by those charged with governance.

Our consideration of internal control over compliance was for the limited purpose described in the first paragraph of this section and would not necessarily identify all deficiencies in internal control over compliance that might be material weaknesses or significant deficiencies. We did not identify any deficiencies in internal control over compliance that we consider to be material weaknesses. However, material weaknesses may exist that have not been identified.

This report only describes the scope of our internal control over compliance tests and the results of this testing based on Uniform Guidance requirements. Accordingly, this report is not suitable for any other purpose.

Report on Schedule of Receipts and Expenditures of Federal Awards Required by the Uniform Guidance

We have also audited the financial statements of the governmental activities, each major fund and the aggregate remaining fund information of the Olmsted Falls City School District, Cuyahoga County, Ohio (the District) as of and for the year ended June 30, 2018., and the related notes to the financial statements, which collectively comprise the District's basic financial statements. We issued our unmodified report thereon dated December 18, 2018, wherein we noted the District adopted new accounting guidance in Governmental Accounting Standards Board (GASB) State No. 75, *Accounting and Financial Reporting for Postemployment Benefits Other Than Pensions*. We conducted our audit to opine on the District's basic financial statements as a whole. The accompanying schedule of receipts and expenditures of federal awards presents additional analysis required by the Uniform Guidance and is not a required part of the basic financial statements. The schedule is management's responsibility, and was derived from and relates directly to the underlying accounting and other records management used to prepare the basic financial statements. We subjected this schedule to the auditing procedures we applied to the basic financial statements. We also applied certain additional procedures, including comparing and reconciling this schedule directly to the underlying accounting and other records used to prepare the basic financial statements or to the basic financial statements themselves, and other additional procedures in accordance with auditing standards generally accepted in the United States of America. In our opinion, this schedule is fairly stated, in all material respects, in relation to the basic financial statements taken as a whole.

**Alger and
Associates Inc**

Digitally signed by Alger and Associates
Inc
DN: cn=Alger and Associates Inc, o, ou,
email=ksalger46@att.net, c=US
Date: 2018.12.18 10:55:11 -05'00'

Alger & Associates, Inc.
Certified Public Accountants
North Canton, OH

December 18, 2018

This page intentionally left blank



ALGER & ASSOCIATES, Inc.

Certified Public Accountants

INDEPENDENT AUDITOR'S REPORT ON INTERNAL CONTROL OVER
FINANCIAL REPORTING AND ON COMPLIANCE AND OTHER MATTERS
REQUIRED BY GOVERNMENT AUDITING STANDARDS

Olmsted Falls City School District
Cuyahoga County
26937 Bagley Road
Olmsted Falls, Ohio 44138

To the Board of Education:

We have audited, in accordance with auditing standards generally accepted in the United States and the Comptroller General of the United States' *Government Auditing Standards*, the financial statements of the governmental activities, each major fund, and the aggregate remaining fund information of the Olmsted Falls City School District, Cuyahoga County, Ohio (the District) as of and for the year end June 30, 2018, and the related notes to the financial statements, which collectively comprise the District's basic financial statements and have issued our report thereon dated December 18, 2018, wherein we noted the District adopted new accounting guidance in Governmental Accounting Standards Board Statement 75, "*Accounting and Financial Reporting for Postemployment Benefits Other Than Pension*".

Internal Control Over Financial Reporting

As part of our financial statement audit, we considered the District's internal control over financial reporting (internal control) to determine the audit procedures appropriate in the circumstances to the extent necessary to support our opinion(s) on the financial statements, but not to the extent necessary to opine on the effectiveness of the District's internal control. Accordingly, we have not opined on it.

A deficiency in internal control exists when the design or operation of a control does not allow management or employees, when performing their assigned functions, to prevent, or detect and timely correct misstatements. A *material weakness* is a deficiency, or combination of internal control deficiencies resulting in a reasonable possibility that internal control will not prevent or detect and timely correct a material misstatement of the District's financial statements. A *significant deficiency* is a deficiency, or a combination of deficiencies, in internal control that is less severe than a material weakness, yet important enough to merit attention by those charged with governance.

Our consideration of internal control was for the limited purpose described in the first paragraph of this section and was not designed to identify all internal control deficiencies that might be material weaknesses or significant deficiencies. Given these limitations, we did not identify any deficiencies in internal control that we consider material weaknesses. However, unidentified material weaknesses may exist.

Compliance and Other Matters

As part of reasonably assuring whether the District's financial statements are free of material misstatement, we tested its compliance with certain provisions of laws, regulations, contracts, and grant agreements, noncompliance with which could directly and materially affect the determination of financial statement amounts. However, opining on compliance with those provisions was not an objective of our audit and accordingly, we do not express an opinion. The results of our tests disclosed no instances of noncompliance or other matters we must report under *Government Auditing Standards*.

Purpose of this Report

This report only describes the scope of our internal control and compliance testing and our testing results, and does not opine on the effectiveness of the District's internal control or on compliance. This report is an integral part of an audit performed under *Government Auditing Standards* in considering the District's internal control and compliance. Accordingly, this communication is not suitable for any other purpose.

**Alger and
Associates Inc**

Digitally signed by Alger and
Associates Inc
DN: cn=Alger and Associates Inc,
o, ou, email=ksalger46@att.net,
c=US
Date: 2018.12.18 10:54:54 -05'00'

Alger & Associates, Inc.
Certified Public Accountants
North Canton, OH

December 18, 2018

OLMSTED FALLS CITY SCHOOL DISTRICT
CUYAHOGA COUNTY

SCHEDULE OF FINDINGS
2 CFR § 200.515
JUNE 30, 2018

1. SUMMARY OF AUDITOR'S RESULTS

(d)(1)(i)	Type of Financial Statement Opinion	Unmodified
(d)(1)(ii)	Were there any material weaknesses in internal control reported at the financial statement level (GAGAS)?	No
(d)(1)(ii)	Were there any significant deficiencies in internal control reported at the financial statement level (GAGAS)?	No
(d)(1)(iii)	Was there any reported material noncompliance at the financial statement level (GAGAS)?	No
(d)(1)(iv)	Were there any material weaknesses in internal control reported for major federal programs?	No
(d)(1)(iv)	Were there any significant deficiencies in internal control reported for major federal programs?	No
(d)(1)(v)	Type of Major Programs' Compliance Opinion	Unmodified
(d)(1)(vi)	Are there any reportable findings under 2 CFR § 200.516(a)?	No
(d)(1)(vii)	Major Programs (list):	Title I Grants to Local Educational Agencies - CFDA 84.010 Supporting Effective Instruction State Grant (formally Improving Teacher Quality State Grant) - CFDA 84.367
(d)(1)(viii)	Dollar Threshold: Type A\B Programs	Type A: > \$ 750,000 Type B: all others
(d)(1)(ix)	Low Risk Auditee under 2 CFR §200.520?	Yes

**2. FINDINGS RELATED TO THE FINANCIAL STATEMENTS
REQUIRED TO BE REPORTED IN ACCORDANCE WITH GAGAS**

None

3. FINDINGS AND QUESTIONED COSTS FOR FEDERAL AWARDS

None

This page intentionally left blank.

OHIO AUDITOR OF STATE
KEITH FABER



OLMSTED FALLS CITY SCHOOL DISTRICT

CUYAHOGA COUNTY

CLERK'S CERTIFICATION

This is a true and correct copy of the report which is required to be filed in the Office of the Auditor of State pursuant to Section 117.26, Revised Code, and which is filed in Columbus, Ohio.

Susan Babbitt

CLERK OF THE BUREAU

**CERTIFIED
FEBRUARY 5, 2019**