



Dave Yost • Auditor of State

**WEST CARROLLTON CITY SCHOOL DISTRICT
MONTGOMERY COUNTY
JUNE 30, 2017**

TABLE OF CONTENTS

TITLE	PAGE
Independent Auditor's Report	1
Prepared by Management:	
Management's Discussion and Analysis	3
Basic Financial Statements:	
Government-wide Financial Statements:	
Statement of Net Position	15
Statement of Activities.....	16
Fund Financial Statements:	
Balance Sheet – Governmental Funds	17
Reconciliation of Total Governmental Fund Balances to Net Position of Governmental Activities	18
Statement of Revenues, Expenditures and Changes in Fund Balances Governmental Funds.....	19
Reconciliation of the Statement of Revenues, Expenditures and Changes in Fund Balances of Governmental Funds to the Statement of Activities	20
Statement of Revenues, Expenditures and Changes in Fund Balance – Budget and Actual (Non-GAAP Budgetary Basis) General Fund.....	21
Statement of Fiduciary Net Position Fiduciary Funds	22
Statement of Changes in Fiduciary Net Position Fiduciary Funds	23
Notes to the Basic Financial Statements.....	25

**WEST CARROLLTON CITY SCHOOL DISTRICT
MONTGOMERY COUNTY
JUNE 30, 2017**

**TABLE OF CONTENTS
(Continued)**

TITLE	PAGE
Required Supplementary Information:	
Schedule of the District's Proportionate Share of the Net Pension Liability – School Employees Retirement System (SERS) of Ohio	60
Schedule of the District's Proportionate Share of the Net Pension Liability – State Teachers Retirement System (STRS) of Ohio	61
Schedule of District Contributions – School Employees Retirement System (SERS) of Ohio	62
Schedule of District Contributions – State Teachers Retirement System (STRS) of Ohio.....	64
Notes to Required Supplementary Information	66
Schedule of Receipts and Expenditures of Federal Awards.....	67
Notes to the Schedule of Receipts and Expenditures of Federal Awards	68
Independent Auditor's Report on Internal Control Over Financial Reporting and on Compliance and Other Matters Required by <i>Government Auditing Standards</i>	69
Independent Auditor's Report on Compliance with Requirements Applicable to Each Major Federal Program and on Internal Control Over Compliance Required by the Uniform Guidance.....	71
Schedule of Findings.....	75
Prepared by Management:	
Summary Schedule of Prior Audit Findings	79
Corrective Action Plan.....	80



Dave Yost • Auditor of State

INDEPENDENT AUDITOR'S REPORT

West Carrollton City School District
Montgomery County
430 East Pease Avenue
West Carrollton, Ohio 45449

To the Board of Education:

Report on the Financial Statements

We have audited the accompanying financial statements of the governmental activities, the major fund, and the aggregate remaining fund information of West Carrollton City School District, Montgomery County, Ohio (the District), as of and for the year ended June 30, 2017, and the related notes to the financial statements, which collectively comprise the District's basic financial statements as listed in the table of contents.

Management's Responsibility for the Financial Statements

Management is responsible for preparing and fairly presenting these financial statements in accordance with accounting principles generally accepted in the United States of America; this includes designing, implementing, and maintaining internal control relevant to preparing and fairly presenting financial statements that are free from material misstatement, whether due to fraud or error.

Auditor's Responsibility

Our responsibility is to opine on these financial statements based on our audit. We audited in accordance with auditing standards generally accepted in the United States of America and the financial audit standards in the Comptroller General of the United States' *Government Auditing Standards*. Those standards require us to plan and perform the audit to reasonably assure the financial statements are free from material misstatement.

An audit requires obtaining evidence about financial statement amounts and disclosures. The procedures selected depend on our judgment, including assessing the risks of material financial statement misstatement, whether due to fraud or error. In assessing those risks, we consider internal control relevant to the Districts preparation and fair presentation of the financial statements in order to design audit procedures that are appropriate in the circumstances, but not to the extent needed to opine on the effectiveness of the District's internal control. Accordingly, we express no such opinion. An audit also includes evaluating the appropriateness of management's accounting policies and the reasonableness of their significant accounting estimates, as well as our evaluation of the overall financial statement presentation.

We believe the audit evidence we obtained is sufficient and appropriate to support our audit opinions.

Opinion

In our opinion, the financial statements referred to above present fairly, in all material respects, the respective financial position of the governmental activities, the major fund, and the aggregate remaining fund information of West Carrollton City School District, Montgomery County, Ohio, as of June 30, 2017, and the respective changes in financial position, and the budgetary comparison for the General Fund thereof the year then ended in accordance with the accounting principles generally accepted in the United States of America.

One First National Plaza, 130 W. Second St., Suite 2040, Dayton, Ohio 45402
Phone: 937-285-6677 or 800-443-9274 Fax: 937-285-6688

www.ohioauditor.gov

Other Matters

Required Supplementary Information

Accounting principles generally accepted in the United States of America require this presentation to include *management's discussion and analysis*, and schedules of net pension liabilities and pension contributions listed in the table of contents, to supplement the basic financial statements. Although this information is not part of the basic financial statements, the Governmental Accounting Standards Board considers it essential for placing the basic financial statements in an appropriate operational, economic, or historical context. We applied certain limited procedures to the required supplementary information in accordance with auditing standards generally accepted in the United States of America, consisting of inquiries of management about the methods of preparing the information and comparing the information for consistency with management's responses to our inquiries, to the basic financial statements, and other knowledge we obtained during our audit of the basic financial statements. We do not opine or provide any assurance on the information because the limited procedures do not provide us with sufficient evidence to opine or provide any other assurance.

Supplementary and Other Information

Our audit was conducted to opine on the District's basic financial statements taken as a whole.

The Schedule of Receipts and Expenditures of Federal Awards presents additional analysis as required by Title 2 U.S. Code of Federal Regulations (CFR) Part 200, Uniform Administrative Requirements, Cost Principles, and Audit Requirements for Federal Awards and is not a required part of the financial statements.

The schedule is management's responsibility, and derives from and relates directly to the underlying accounting and other records used to prepare the basic financial statements. We subjected this information to the auditing procedures we applied to the basic financial statements. We also applied certain additional procedures, including comparing and reconciling this information directly to the underlying accounting and other records used to prepare the basic financial statements or to the basic financial statements themselves in accordance with auditing standards generally accepted in the United States of America. In our opinion, this information is fairly stated in all material respects in relation to the basic financial statements taken as a whole.

Other Reporting Required by Government Auditing Standards

In accordance with *Government Auditing Standards*, we have also issued our report dated May 8, 2018, on our consideration of the District's internal control over financial reporting and our tests of its compliance with certain provisions of laws, regulations, contracts and grant agreements and other matters. That report describes the scope of our internal control testing over financial reporting and compliance, and the results of that testing, and does not opine on internal control over financial reporting or on compliance. That report is an integral part of an audit performed in accordance with *Government Auditing Standards* in considering the District's internal control over financial reporting and compliance.



Dave Yost
Auditor of State
Columbus, Ohio

May 8, 2018

**WEST CARROLLTON CITY SCHOOL DISTRICT
MONTGOMERY COUNTY, OHIO**

**MANAGEMENT'S DISCUSSION AND ANALYSIS
FOR THE FISCAL YEAR ENDED JUNE 30, 2017**

The discussion and analysis of the West Carrollton City School District's (the "District") financial performance provides an overall review of the District's financial activities for the fiscal year ended June 30, 2017. The intent of this discussion and analysis is to look at the District's financial performance as a whole; readers should also review notes to the basic financial statements and financial statements to enhance their understanding of the District's financial performance.

Financial Highlights

Key financial highlights for fiscal year 2017 are as follows:

- Net position of governmental activities decreased \$2,571,470 which represents a 6.22% decrease from 2016.
- General revenues accounted for \$39,385,502 in revenue or 81.26% of all revenues. Program specific revenues in the form of charges for services and sales, grants and contributions accounted for \$9,081,815 or 18.74% of total revenues of \$48,467,317.
- The District had \$51,038,787 in expenses related to governmental activities; only \$9,081,815 of these expenses was offset by program specific charges for services, grants or contributions. General revenues supporting governmental activities (primarily taxes and unrestricted grants and entitlements) of \$39,385,502 were not adequate to provide for these programs.
- The District's only major governmental fund is the general fund. The general fund had \$42,964,998 in revenues and \$41,652,559 in expenditures. During fiscal year 2017, the general fund's fund balance increased from \$3,425,984 to \$4,738,423.

Using these Basic Financial Statements

This annual report consists of a series of financial statements and notes to those statements. These statements are organized so the reader can understand the District as a financial whole, an entire operating entity. The statements then proceed to provide an increasingly detailed look at specific financial activities.

The *statement of net position* and *statement of activities* provide information about the activities of the whole District, presenting both an aggregate view of the District's finances and a longer-term view of those finances. Fund financial statements provide the next level of detail. For governmental funds, these statements tell how services were financed in the short-term as well as what remains for future spending. The fund financial statements also look at the District's most significant funds with all other nonmajor funds presented in total in one column. In the case of the District, the general fund is by far the most significant fund, and the only governmental fund reported as a major fund.

Reporting the District as a Whole

Statement of Net Position and the Statement of Activities

While this document contains the large number of funds used by the District to provide programs and activities, the view of the District as a whole looks at all financial transactions and asks the question, "How did we do financially during 2017?" The statement of net position and the statement of activities answer this question. These statements include *all assets, deferred outflows of resources, liabilities, deferred inflows of resources, revenues and expenses* using the *accrual basis of accounting* similar to the accounting used by most private-sector companies. This basis of accounting will take into account all of the current year's revenues and expenses regardless of when cash is received or paid.

**WEST CARROLLTON CITY SCHOOL DISTRICT
MONTGOMERY COUNTY, OHIO**

**MANAGEMENT'S DISCUSSION AND ANALYSIS
FOR THE FISCAL YEAR ENDED JUNE 30, 2017**

These two statements report the District's *net position* and changes in that position. This change in net position is important because it tells the reader that, for the District as a whole, the *financial position* of the District has improved or diminished. The causes of this change may be the result of many factors, some financial, some not. Non-financial factors include the District's property tax base, current property tax laws in Ohio restricting revenue growth, facility conditions, required educational programs and other factors.

In the statement of net position and the statement of activities, the governmental activities include the District's programs and services, including instruction, support services, operation and maintenance of plant, pupil transportation, extracurricular activities, and food service operations.

The District's statement of net position and statement of activities can be found on pages 15-16 of this report.

Reporting the District's Most Significant Funds

Fund Financial Statements

The analysis of the District's major governmental fund begins on page 11. Fund financial reports provide detailed information about the District's major funds. The District uses many funds to account for a multitude of financial transactions. However, these fund financial statements focus on the District's most significant funds. The District's only major governmental fund is the general fund.

Governmental Funds

Most of the District's activities are reported in governmental funds, which focus on how money flows into and out of those funds and the balances left at year-end available for spending in future periods. These funds are reported using an accounting method called *modified accrual* accounting, which measures cash and all other *financial assets* that can readily be converted to cash. The governmental fund financial statements provide a detailed *short-term* view of the District's general government operations and the basic services it provides. Governmental fund information helps you determine whether there are more or fewer financial resources that can be spent in the near future to finance educational programs. The relationship (or differences) between governmental *activities* (reported in the statement of net position and the statement of activities) and governmental *funds* is reconciled in the basic financial statements. The basic governmental fund financial statements can be found on pages 17-21 of this report.

Reporting the District's Fiduciary Responsibilities

The District is the trustee, or fiduciary, for its scholarship programs. This activity is presented as a private purpose trust fund. The District also acts in a trustee capacity as an agent for individuals or other entities. These activities are reported in an agency fund. All of the District's fiduciary activities are reported in separate statements of fiduciary net position and changes in fiduciary net position on pages 22 and 23. These activities are excluded from the District's other financial statements because the assets cannot be utilized by the District to finance its operations.

Notes to the Basic Financial Statements

The notes provide additional information that is essential to a full understanding of the data provided in the government-wide and fund financial statements. These notes to the basic financial statements can be found on pages 25-57 of this report.

**WEST CARROLLTON CITY SCHOOL DISTRICT
MONTGOMERY COUNTY, OHIO**

MANAGEMENT'S DISCUSSION AND ANALYSIS
FOR THE FISCAL YEAR ENDED JUNE 30, 2017

Required Supplementary Information

In addition to the basic financial statements and accompanying notes, this report also presents certain required supplementary information concerning the District's net pension liability. The required supplementary information can be found on pages 60 through 66 of this report.

The District as a Whole

The table below provides a summary of the District's net position at June 30, 2017 and June 30, 2016.

	Net Position	
	Governmental Activities <u>2017</u>	Governmental Activities <u>2016</u>
<u>Assets</u>		
Current assets	\$ 29,012,069	\$ 26,066,508
Capital assets, net	<u>14,769,301</u>	<u>14,915,004</u>
Total assets	<u>43,781,370</u>	<u>40,981,512</u>
<u>Deferred Outflows of Resources</u>		
Pension	<u>16,965,904</u>	<u>7,276,556</u>
Total deferred outflows of resources	<u>16,965,904</u>	<u>7,276,556</u>
<u>Liabilities</u>		
Current liabilities	4,595,227	4,367,051
Long-term liabilities:		
Due within one year	418,605	397,642
Due in more than one year:		
Net pension liability	80,353,295	63,175,170
Other amounts	<u>2,096,126</u>	<u>2,234,003</u>
Total liabilities	<u>87,463,253</u>	<u>70,173,866</u>
<u>Deferred Inflows of Resources</u>		
Property taxes and PILOTs levied for next year	17,167,664	15,476,711
Pensions	<u>-</u>	<u>3,919,664</u>
Total deferred inflows of resources	<u>17,167,664</u>	<u>19,396,375</u>
<u>Net Position</u>		
Net investment in capital assets	13,514,155	13,655,004
Restricted	1,313,282	1,600,909
Unrestricted (deficit)	<u>(58,711,080)</u>	<u>(56,568,086)</u>
Total net position (deficit)	<u>\$ (43,883,643)</u>	<u>\$ (41,312,173)</u>

During 2015, the District adopted GASB Statement 68, "Accounting and Financial Reporting for Pensions—an Amendment of GASB Statement 27," which significantly revises accounting for pension costs and liabilities. For reasons discussed below, many end users of this financial statement will gain a clearer understanding of the District's actual financial condition by adding deferred inflows related to pension and the net pension liability to the reported net position and subtracting deferred outflows related to pension.

**WEST CARROLLTON CITY SCHOOL DISTRICT
MONTGOMERY COUNTY, OHIO**

**MANAGEMENT'S DISCUSSION AND ANALYSIS
FOR THE FISCAL YEAR ENDED JUNE 30, 2017**

Governmental Accounting Standards Board standards are national and apply to all government financial reports prepared in accordance with generally accepted accounting principles. When accounting for pension costs, GASB 27 focused on a funding approach. This approach limited pension costs to contributions annually required by law, which may or may not be sufficient to fully fund each plan's *net pension liability*. GASB 68 takes an earnings approach to pension accounting; however, the nature of Ohio's statewide pension systems and state law governing those systems requires additional explanation in order to properly understand the information presented in these statements.

Under the new standards required by GASB 68, the net pension liability equals the District's proportionate share of each plan's collective:

1. Present value of estimated future pension benefits attributable to active and inactive employees' past service
- 2 Minus plan assets available to pay these benefits

GASB notes that pension obligations, whether funded or unfunded, are part of the "employment exchange" – that is, the employee is trading his or her labor in exchange for wages, benefits, and the promise of a future pension. GASB noted that the unfunded portion of this pension promise is a present obligation of the government, part of a bargained-for benefit to the employee, and should accordingly be reported by the government as a liability since they received the benefit of the exchange. However, the District is not responsible for certain key factors affecting the balance of this liability. In Ohio, the employee shares the obligation of funding pension benefits with the employer. Both employer and employee contribution rates are capped by State statute. A change in these caps requires action of both Houses of the General Assembly and approval of the Governor. Benefit provisions are also determined by State statute. The employee enters the employment exchange with the knowledge that the employer's promise is limited not by contract but by law. The employer enters the exchange also knowing that there is a specific, legal limit to its contribution to the pension system. In Ohio, there is no legal means to enforce the unfunded liability of the pension system *as against the public employer*. State law operates to mitigate/lessen the moral obligation of the public employer to the employee, because all parties enter the employment exchange with notice as to the law. The pension system is responsible for the administration of the plan.

Most long-term liabilities have set repayment schedules or, in the case of compensated absences (i.e. sick and vacation leave), are satisfied through paid time-off or termination payments. There is no repayment schedule for the net pension liability. As explained above, changes in pension benefits, contribution rates, and return on investments affect the balance of the net pension liability, but are outside the control of the local government. In the event that contributions, investment returns, and other changes are insufficient to keep up with required pension payments, State statute does not assign/identify the responsible party for the unfunded portion. Due to the unique nature of how the net pension liability is satisfied, this liability is separately identified within the long-term liability section of the statement of net position.

In accordance with GASB 68, the District's statements prepared on an accrual basis of accounting include an annual pension expense for their proportionate share of each plan's *change* in net pension liability not accounted for as deferred inflows/outflows.

Over time, net position can serve as a useful indicator of a government's financial position. At June 30, 2017, the District's liabilities plus deferred inflows exceeded assets plus deferred outflows by \$43,883,643.

As the table on the previous page illustrates, the most significant changes in net position were related to the District's net pension liability and deferred inflows/outflows of resources related to pensions. See Note 12 in the notes to the basic financial statements for additional information regarding these components of net position.

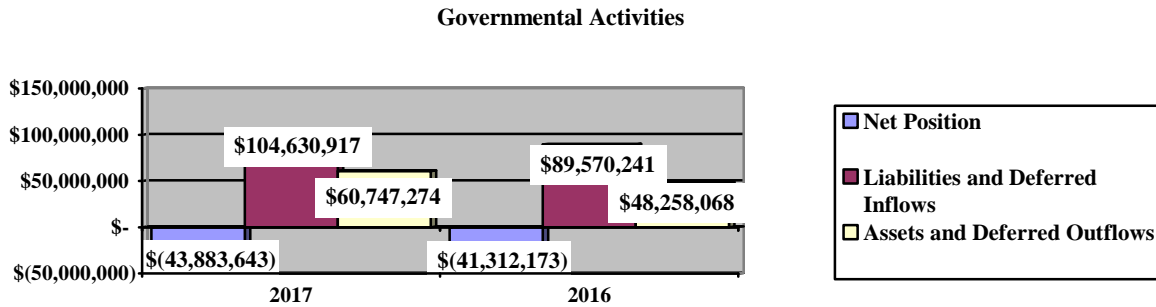
**WEST CARROLLTON CITY SCHOOL DISTRICT
MONTGOMERY COUNTY, OHIO**

**MANAGEMENT'S DISCUSSION AND ANALYSIS
FOR THE FISCAL YEAR ENDED JUNE 30, 2017**

At year-end, capital assets represented 33.73% of total assets. Capital assets include land, construction in progress, land improvements, buildings and improvements, furniture and equipment and vehicles. Net investment in capital assets at June 30, 2017 was \$13,514,155. These capital assets are used to provide services to the students and are not available for future spending. Although the District's investment in capital assets is reported net of related debt, it should be noted that the resources to repay the debt must be provided from other sources, since capital assets may not be used to liquidate these liabilities.

A portion of the District's net position, \$1,313,282, represents resources that are subject to external restriction on how they may be used. The remaining balance of unrestricted net position is a deficit of \$58,711,080.

The graph below illustrates the District's governmental activities assets, liabilities and net position at June 30, 2017 and June 30, 2016.



The following table shows the change in net position for fiscal year 2017 and 2016.

	Change in Net Position	
	Governmental Activities 2017	Governmental Activities 2016
Revenues		
Program revenues:		
Charges for services and sales	\$ 2,020,188	\$ 2,111,940
Operating grants and contributions	7,061,627	6,669,505
Capital grants and contributions	-	171,519
General revenues:		
Property taxes	18,165,288	16,431,177
Payments in lieu of taxes	155,887	139,226
Grants and entitlements	20,815,508	19,794,828
Investment earnings	64,360	78,344
Miscellaneous	184,459	167,309
Total revenues	\$ 48,467,317	\$ 45,563,848

-Continued

**WEST CARROLLTON CITY SCHOOL DISTRICT
MONTGOMERY COUNTY, OHIO**

MANAGEMENT'S DISCUSSION AND ANALYSIS
FOR THE FISCAL YEAR ENDED JUNE 30, 2017

Change in Net Position (Continued)

	Governmental Activities <u>2017</u>	Governmental Activities <u>2016</u>
<u>Expenses</u>		
Program expenses:		
Instruction:		
Regular	\$ 18,704,802	\$ 17,553,891
Special	9,414,175	8,647,763
Vocational	178,006	160,697
Other	3,195,542	2,992,941
Support services:		
Pupil	3,913,573	3,414,554
Instructional staff	1,192,664	1,277,896
Board of education	33,457	36,806
Administration	3,463,947	3,133,490
Fiscal	856,271	799,130
Business	535,548	552,498
Operations and maintenance	3,652,448	3,357,546
Pupil transportation	2,733,925	2,857,588
Central	123,450	118,068
Operation of non-instructional services:		
Other non-instructional services	20,535	19,515
Food service operations	1,912,353	1,862,692
Extracurricular activities	1,043,143	1,002,265
Interest and fiscal charges	<u>64,948</u>	<u>72,920</u>
Total expenses	<u>51,038,787</u>	<u>47,860,260</u>
Change in net position	(2,571,470)	(2,296,412)
Net position (deficit) at beginning of year	<u>(41,312,173)</u>	<u>(39,015,761)</u>
Net position (deficit) at end of year	<u>\$ (43,883,643)</u>	<u>\$ (41,312,173)</u>

Governmental Activities

Net position of the District's governmental activities decreased \$2,571,470. Total governmental expenses of \$51,038,787 were offset by program revenues of \$9,081,815 and general revenues of \$39,385,502. Program revenues supported 17.79% of the total governmental expenses.

The overall increase in revenues was \$2,903,469 or 6.37%. The primary sources of revenue for governmental activities are derived from property taxes and unrestricted grants and entitlements. These revenue sources represent 80.43% of total governmental revenue. The increase in property taxes revenue was a result of collections on a new 5.5 mil property tax levy which began in calendar year 2017. Unrestricted grants and entitlements increased as a result of additional State Foundation funding. Operating grants and contributions also increased, which is primarily due to an increase in special education funding from both State and Federal sources.

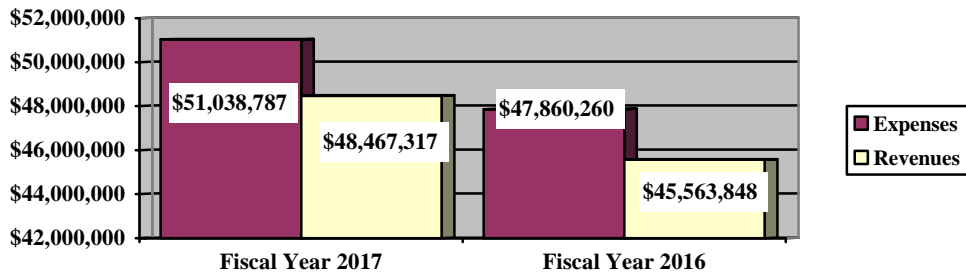
**WEST CARROLLTON CITY SCHOOL DISTRICT
MONTGOMERY COUNTY, OHIO**

**MANAGEMENT'S DISCUSSION AND ANALYSIS
FOR THE FISCAL YEAR ENDED JUNE 30, 2017**

The overall increase in expenses was \$3,178,527 or 6.64%. This increase is primarily a result of increased pension expense for the District due to the overall increase in net pension liability reported by the School Employees Retirement System and the State Teachers Retirement System. The largest expense of the District is for instructional programs. Instruction expenses totaled \$31,492,525 or 61.70% of total governmental expenses for fiscal year 2017.

The graph below presents the governmental activities revenues and expenses for fiscal year 2017 and 2016.

Governmental Activities - Revenues and Expenses



The statement of activities shows the cost of program services and the charges for services and grants offsetting those services. The table on the following page shows, for governmental activities, the total cost of services and the net cost of services. That is, it identifies the cost of these services supported by tax revenue and unrestricted State grants and entitlements.

THIS SPACE IS INTENTIONALLY LEFT BLANK

**WEST CARROLLTON CITY SCHOOL DISTRICT
MONTGOMERY COUNTY, OHIO**

**MANAGEMENT'S DISCUSSION AND ANALYSIS
FOR THE FISCAL YEAR ENDED JUNE 30, 2017**

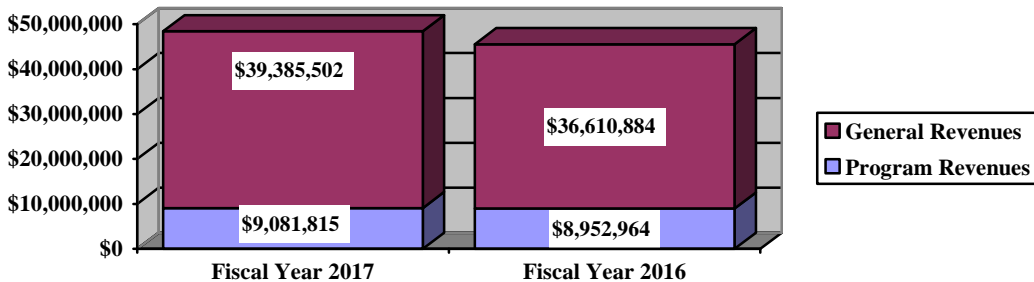
Governmental Activities

	Total Cost of Services <u>2017</u>	Net Cost of Services <u>2017</u>	Total Cost of Services <u>2016</u>	Net Cost of Services <u>2016</u>
Program expenses				
Instruction:				
Regular	\$ 18,704,802	\$ 17,358,983	\$ 17,553,891	\$ 16,122,891
Special	9,414,175	4,114,246	8,647,763	3,802,409
Vocational	178,006	67,182	160,697	54,878
Other	3,195,542	3,195,343	2,992,941	2,992,624
Support services:				
Pupil	3,913,573	3,850,472	3,414,554	3,346,046
Instructional staff	1,192,664	1,154,045	1,277,896	1,248,172
Board of education	33,457	33,457	36,806	36,806
Administration	3,463,947	3,463,947	3,133,490	3,133,490
Fiscal	856,271	856,271	799,130	799,130
Business	535,548	535,548	552,498	552,498
Operations and maintenance	3,652,448	3,618,718	3,357,546	3,303,355
Pupil transportation	2,733,925	2,582,754	2,857,588	2,740,341
Central	123,450	118,329	118,068	118,068
Operation of non-instructional services:				
Other non-instructional services	20,535	20,422	19,515	14,003
Food service operations	1,912,353	28,353	1,862,692	(108,000)
Extracurricular activities	1,043,143	893,954	1,002,265	677,665
Interest and fiscal charges	<u>64,948</u>	<u>64,948</u>	<u>72,920</u>	<u>72,920</u>
Total expenses	<u>\$ 51,038,787</u>	<u>\$ 41,956,972</u>	<u>\$ 47,860,260</u>	<u>\$ 38,907,296</u>

The dependence upon tax and other general revenues for governmental activities is apparent, as 78.54% of instruction activities are supported through taxes, grants and entitlements and other general revenues. For all governmental activities, general revenue support is 82.21%. Property taxes and unrestricted grants and entitlements from the State are by far the primary support for the District's students.

The graph below presents the District's governmental activities revenues for fiscal year 2017 and 2016.

Governmental Activities - General and Program Revenues



**WEST CARROLLTON CITY SCHOOL DISTRICT
MONTGOMERY COUNTY, OHIO**

MANAGEMENT'S DISCUSSION AND ANALYSIS
FOR THE FISCAL YEAR ENDED JUNE 30, 2017

The District's Funds

The District's governmental funds reported a combined fund balance of \$5,808,416, which is higher than last year's total of \$4,693,379. The schedule below indicates the fund balance and the total change in fund balance as of June 30, 2017 and 2016.

	<u>Fund Balance June 30, 2017</u>	<u>Fund Balance June 30, 2016</u>	<u>Increase (Decrease)</u>	<u>Percentage Change</u>
General	\$ 4,738,423	\$ 3,425,984	\$ 1,312,439	38.31 %
Other Governmental	<u>1,069,993</u>	<u>1,267,395</u>	<u>(197,402)</u>	(15.58) %
Total	<u>\$ 5,808,416</u>	<u>\$ 4,693,379</u>	<u>\$ 1,115,037</u>	23.76 %

General Fund

The table that follows assists in illustrating the financial activities of the general fund.

	<u>2017 Amount</u>	<u>2016 Amount</u>	<u>Increase (Decrease)</u>	<u>Percentage Change</u>
<u>Revenues</u>				
Property taxes	\$ 17,485,100	\$ 15,678,433	\$ 1,806,667	11.52 %
Payment in lieu of taxes	155,887	139,226	16,661	11.97 %
Tuition	994,289	1,126,889	(132,600)	(11.77) %
Earnings on investments	65,232	92,430	(27,198)	(29.43) %
Intergovernmental	23,523,122	22,492,887	1,030,235	4.58 %
Other revenues	<u>741,368</u>	<u>670,131</u>	<u>71,237</u>	10.63 %
Total	<u>\$ 42,964,998</u>	<u>\$ 40,199,996</u>	<u>\$ 2,765,002</u>	6.88 %
<u>Expenditures</u>				
Instruction	\$ 26,005,563	\$ 26,868,052	\$ (862,489)	(3.21) %
Support services	14,823,759	14,966,226	(142,467)	(0.95) %
Other non-instructional services	18,607	19,388	(781)	(4.03) %
Extracurricular activities	597,844	614,158	(16,314)	(2.66) %
Facilities acquisition and construction	-	48,156	(48,156)	(100.00) %
Debt service	<u>206,786</u>	<u>214,757</u>	<u>(7,971)</u>	(3.71) %
Total	<u>\$ 41,652,559</u>	<u>\$ 42,730,737</u>	<u>\$ (1,078,178)</u>	(2.52) %

The primary sources of general fund revenues are property taxes and intergovernmental, both of which increased in fiscal year 2017. Property taxes revenue increased as a result of collections on a new 5.5 mil operating tax levy. The increase in intergovernmental revenue is primarily due to an increase in State Foundation funding.

Overall, there were no significant changes in general fund expenditures compared to the prior year. The primary reason for the decrease in expenditures is a slight decrease in employee wages and benefits costs due to retirements and other staff reductions.

**WEST CARROLLTON CITY SCHOOL DISTRICT
MONTGOMERY COUNTY, OHIO**

MANAGEMENT'S DISCUSSION AND ANALYSIS
FOR THE FISCAL YEAR ENDED JUNE 30, 2017

General Fund Budgeting Highlights

The District's budget is prepared according to Ohio law and is based on accounting for certain transactions on a basis of cash receipts, disbursements and encumbrances. The most significant budgeted fund is the general fund.

During the course of fiscal year 2017, the District amended its general fund budget several times. For the general fund, original budgeted revenues and other financing sources of \$40,697,000 were increased to \$42,658,000 in the final budget. Estimated property tax revenues were increased \$1,685,000 from the original budget in order to account for collections on the new tax levy. Actual revenues and other financing sources for fiscal year 2017 were \$42,627,923 or \$30,077 less than the final budget.

General fund original appropriations (appropriated expenditures plus other financing uses) of \$42,721,531 were increased slightly to \$43,160,049 in the final budget. The actual budget basis expenditures and other financing uses for fiscal year 2017 were \$42,781,903 or \$378,146 less than the final budget.

Capital Assets and Debt Administration

Capital Assets

At the end of fiscal year 2017, the District had \$14,769,301 invested in land, construction in progress, land improvements, buildings and improvements, furniture and equipment, and vehicles. This entire amount is reported in governmental activities. The following table shows June 30, 2017 balances compared to June 30, 2016:

**Capital Assets at June 30
(Net of Depreciation)**

	Governmental Activities	
	2017	2016
Land	\$ 572,938	\$ 572,938
Construction in progress	430,380	288,879
Land improvements	1,199,491	1,267,632
Building and improvements	10,415,773	10,850,184
Furniture and equipment	1,674,712	1,452,069
Vehicles	476,007	483,302
Total	\$ 14,769,301	\$ 14,915,004

The overall decrease in capital assets is due to depreciation expense of \$1,383,808 exceeding capital outlays of \$1,238,105 during the fiscal year. See Note 8 in the notes to the basic financial statements for more detail.

Debt Administration

At June 30, 2017 and June 30, 2016, the District had \$1,120,000 and \$1,260,000, respectively, in general obligation bonds outstanding. At June 30, 2017, \$140,000 is due within one year and \$980,000 is due in more than one year. See Note 9 in the notes to the basic financial statements for more detail.

**WEST CARROLLTON CITY SCHOOL DISTRICT
MONTGOMERY COUNTY, OHIO**

**MANAGEMENT'S DISCUSSION AND ANALYSIS
FOR THE FISCAL YEAR ENDED JUNE 30, 2017**

Current Financial Related Activities

The challenge for all school districts is to provide a quality education to students while staying within the restrictions imposed by limited, and in some cases, shrinking, funding. Our reliance on local real estate taxes continues to increase significantly, as the state legislature has reduced funding for schools and continues to shift more of the burden to residential property owners while eliminating our commercial tax base. On November 8, 2016, District voters passed a 5-year 5.5 mil property tax levy to provide additional funding for current operating expenses of the District.

Contacting the District's Financial Management

This financial report is designed to provide our citizens, taxpayers, investors and creditors with a general overview of the District's finances and to show the District's accountability for the money it receives. If you have questions about this report or need additional financial information contact Mr. Ryan Slone, Treasurer, West Carrollton City School District, 430 E. Pease Ave., West Carrollton, Ohio 45449.

THIS PAGE IS INTENTIONALLY LEFT BLANK

**WEST CARROLLTON CITY SCHOOL DISTRICT
MONTGOMERY COUNTY, OHIO**

STATEMENT OF NET POSITION
JUNE 30, 2017

	<u>Governmental Activities</u>
Assets:	
Equity in pooled cash and investments	\$ 8,674,528
Receivables:	
Property taxes	19,170,852
Payment in lieu of taxes	121,000
Accounts	42,809
Accrued interest	6,132
Intergovernmental	694,621
Prepayments	281,843
Materials and supplies inventory	7,130
Inventory held for resale	13,154
Capital assets:	
Nondepreciable capital assets	1,003,318
Depreciable capital assets, net	13,765,983
Capital assets, net	<u>14,769,301</u>
Total assets	<u>43,781,370</u>
Deferred outflows of resources:	
Pension - STRS	13,272,043
Pension - SERS	3,693,861
Total deferred outflows of resources	<u>16,965,904</u>
Liabilities:	
Accounts payable	181,985
Contracts payable	135,146
Accrued wages and benefits payable	3,492,481
Intergovernmental payable	121,301
Pension and postemployment benefits payable	649,614
Accrued interest payable	14,700
Long-term liabilities:	
Due within one year	418,605
Due in more than one year:	
Net pension liability	80,353,295
Other amounts due in more than one year	2,096,126
Total liabilities	<u>87,463,253</u>
Deferred inflows of resources:	
Property taxes levied for the next fiscal year	17,046,664
Payment in lieu of taxes levied for the next fiscal year	121,000
Total deferred inflows of resources	<u>17,167,664</u>
Net position:	
Net investment in capital assets	13,514,155
Restricted for:	
Capital projects	36,995
Locally funded programs	21,347
State funded programs	8,838
Federally funded programs	67,914
Student activities	30,790
Food service operations	1,147,398
Unrestricted (deficit)	(58,711,080)
Total net position (deficit)	<u>\$ (43,883,643)</u>

SEE ACCOMPANYING NOTES TO THE BASIC FINANCIAL STATEMENTS

**WEST CARROLLTON CITY SCHOOL DISTRICT
MONTGOMERY COUNTY, OHIO**

STATEMENT OF ACTIVITIES
FOR THE FISCAL YEAR ENDED JUNE 30, 2017

	Expenses	Program Revenues		Net (Expense)
		Charges for Services and Sales	Operating Grants and Contributions	Revenue and Changes in Net Position
				Governmental Activities
Governmental activities:				
Instruction:				
Regular	\$ 18,704,802	\$ 1,317,968	\$ 27,851	\$ (17,358,983)
Special	9,414,175	109,203	5,190,726	(4,114,246)
Vocational	178,006	-	110,824	(67,182)
Other	3,195,542	-	199	(3,195,343)
Support services:				
Pupil	3,913,573	5,660	57,441	(3,850,472)
Instructional staff	1,192,664	23,959	14,660	(1,154,045)
Board of education	33,457	-	-	(33,457)
Administration	3,463,947	-	-	(3,463,947)
Fiscal	856,271	-	-	(856,271)
Business	535,548	-	-	(535,548)
Operations and maintenance	3,652,448	33,721	9	(3,618,718)
Pupil transportation	2,733,925	15,717	135,454	(2,582,754)
Central	123,450	4,502	619	(118,329)
Operation of non-instructional services:				
Other non-instructional services	20,535	99	14	(20,422)
Food service operations	1,912,353	364,735	1,519,265	(28,353)
Extracurricular activities	1,043,143	144,624	4,565	(893,954)
Interest and fiscal charges	64,948	-	-	(64,948)
Total governmental activities	\$ 51,038,787	\$ 2,020,188	\$ 7,061,627	(41,956,972)
General revenues:				
Property taxes levied for:				
				17,449,525
				715,763
				155,887
				20,815,508
				64,360
				184,459
				<u>39,385,502</u>
				(2,571,470)
				<u>(41,312,173)</u>
				<u>\$ (43,883,643)</u>

SEE ACCOMPANYING NOTES TO THE BASIC FINANCIAL STATEMENTS

**WEST CARROLLTON CITY SCHOOL DISTRICT
MONTGOMERY COUNTY, OHIO**

BALANCE SHEET
GOVERNMENTAL FUNDS
JUNE 30, 2017

	<u>General</u>	<u>Nonmajor Governmental Funds</u>	<u>Total Governmental Funds</u>
Assets:			
Equity in pooled cash and investments	\$ 6,807,826	\$ 1,866,702	\$ 8,674,528
Receivables:			
Property taxes.	18,438,857	731,995	19,170,852
Payment in lieu of taxes.	121,000	-	121,000
Accounts	41,160	1,649	42,809
Accrued interest.	6,132	-	6,132
Interfund loans	450,000	-	450,000
Intergovernmental.	343,092	351,529	694,621
Prepayments.	276,964	4,879	281,843
Materials and supplies inventory	-	7,130	7,130
Inventory held for resale	-	13,154	13,154
Total assets	<u>\$ 26,485,031</u>	<u>\$ 2,977,038</u>	<u>\$ 29,462,069</u>
Liabilities:			
Accounts payable	\$ 171,064	\$ 10,921	\$ 181,985
Contracts payable	-	135,146	135,146
Accrued wages and benefits payable	3,097,571	394,910	3,492,481
Compensated absences payable	88,377	6,517	94,894
Intergovernmental payable	116,353	4,948	121,301
Pension and postemployment benefits payable	578,076	71,538	649,614
Interfund loans payable	-	450,000	450,000
Total liabilities	<u>4,051,441</u>	<u>1,073,980</u>	<u>5,125,421</u>
Deferred inflows of resources:			
Property taxes levied for the next fiscal year	16,396,398	650,266	17,046,664
Payment in lieu of taxes levied for the next fiscal year.	121,000	-	121,000
Delinquent property tax revenue not available	927,857	36,995	964,852
Intergovernmental revenue not available	239,473	144,523	383,996
Accrued interest not available	4,250	-	4,250
Miscellaneous revenue not available.	6,189	1,281	7,470
Total deferred inflows of resources.	<u>17,695,167</u>	<u>833,065</u>	<u>18,528,232</u>
Fund balances:			
Nonspendable:			
Materials and supplies inventory	-	7,130	7,130
Prepayments	276,964	4,879	281,843
Restricted:			
Food service operations	-	1,167,902	1,167,902
Other purposes	-	21,347	21,347
Extracurricular activities	-	30,790	30,790
Assigned:			
Student instruction.	192,931	-	192,931
Student and staff support.	739,451	-	739,451
School supplies	36,389	-	36,389
Unassigned (deficit).	3,492,688	(162,055)	3,330,633
Total fund balances	<u>4,738,423</u>	<u>1,069,993</u>	<u>5,808,416</u>
Total liabilities, deferred inflows of resources and fund balances	<u>\$ 26,485,031</u>	<u>\$ 2,977,038</u>	<u>\$ 29,462,069</u>

SEE ACCOMPANYING NOTES TO THE BASIC FINANCIAL STATEMENTS

**WEST CARROLLTON CITY SCHOOL DISTRICT
MONTGOMERY COUNTY, OHIO**

RECONCILIATION OF TOTAL GOVERNMENTAL FUND BALANCES TO
NET POSITION OF GOVERNMENTAL ACTIVITIES
JUNE 30, 2017

Total governmental fund balances		\$	5,808,416
<i>Amounts reported for governmental activities on the statement of net position are different because:</i>			
Capital assets used in governmental activities are not financial resources and therefore are not reported in the funds.			14,769,301
Other long-term assets are not available to pay for current-period expenditures and therefore are deferred inflows in the funds.			
Property taxes receivable	\$	964,852	
Accounts receivable		7,470	
Accrued interest receivable		4,250	
Intergovernmental receivable		383,996	
Total		383,996	1,360,568
Accrued interest payable is not due and payable in the current period and therefore is not reported in the funds.			(14,700)
The net pension liability is not due and payable in the current period; therefore, the liability and related deferred inflows/ outflows are not reported in governmental funds:			
Deferred outflows of resources - pension		16,965,904	
Net pension liability		(80,353,295)	
Total		(63,387,391)	(63,387,391)
Long-term liabilities, including bonds payable, are not due and payable in the current period and therefore are not reported in the funds.			
General obligation bonds		(1,120,000)	
Compensated absences		(1,299,837)	
Total		(2,419,837)	(2,419,837)
Net position of governmental activities			\$ (43,883,643)

SEE ACCOMPANYING NOTES TO THE BASIC FINANCIAL STATEMENTS

**WEST CARROLLTON CITY SCHOOL DISTRICT
MONTGOMERY COUNTY, OHIO**

STATEMENT OF REVENUES, EXPENDITURES AND CHANGES IN FUND BALANCES
GOVERNMENTAL FUNDS
FOR THE FISCAL YEAR ENDED JUNE 30, 2017

	<u>General</u>	<u>Nonmajor Governmental Funds</u>	<u>Total Governmental Funds</u>
Revenues:			
From local sources:			
Property taxes	\$ 17,485,100	\$ 721,735	\$ 18,206,835
Payment in lieu of taxes	155,887	-	155,887
Tuition	994,289	-	994,289
Transportation fees	15,463	-	15,463
Earnings on investments	65,232	-	65,232
Charges for services	-	343,344	343,344
Extracurricular	79,512	120,267	199,779
Classroom materials and fees	84,044	-	84,044
Rental income	33,653	-	33,653
Contributions and donations	16,012	-	16,012
Contract services	311,326	-	311,326
Other local revenues	201,358	42,126	243,484
Intergovernmental - state	22,961,355	682,159	23,643,514
Intergovernmental - federal	561,767	3,768,615	4,330,382
Total revenues	<u>42,964,998</u>	<u>5,678,246</u>	<u>48,643,244</u>
Expenditures:			
Current:			
Instruction:			
Regular	16,645,916	40,054	16,685,970
Special	6,051,278	2,668,086	8,719,364
Vocational	168,632	-	168,632
Other	3,139,737	198	3,139,935
Support services:			
Pupil	3,556,546	85,873	3,642,419
Instructional staff	1,114,732	20,252	1,134,984
Board of education	32,346	-	32,346
Administration	3,193,031	-	3,193,031
Fiscal	809,613	10,559	820,172
Business	514,351	-	514,351
Operations and maintenance	3,282,964	4,452	3,287,416
Pupil transportation	2,215,545	-	2,215,545
Central	104,631	-	104,631
Operation of non-instructional services:			
Other non-instructional services	18,607	-	18,607
Food service operations	-	1,815,891	1,815,891
Extracurricular activities	597,844	96,364	694,208
Facilities acquisition and construction	-	1,133,919	1,133,919
Debt service:			
Principal retirement	140,000	-	140,000
Interest and fiscal charges	66,786	-	66,786
Total expenditures	<u>41,652,559</u>	<u>5,875,648</u>	<u>47,528,207</u>
Net change in fund balances	1,312,439	(197,402)	1,115,037
Fund balances at beginning of year	<u>3,425,984</u>	<u>1,267,395</u>	<u>4,693,379</u>
Fund balances at end of year	<u>\$ 4,738,423</u>	<u>\$ 1,069,993</u>	<u>\$ 5,808,416</u>

SEE ACCOMPANYING NOTES TO THE BASIC FINANCIAL STATEMENTS

**WEST CARROLLTON CITY SCHOOL DISTRICT
MONTGOMERY COUNTY, OHIO**

RECONCILIATION OF THE STATEMENT OF REVENUES, EXPENDITURES
AND CHANGES IN FUND BALANCES OF GOVERNMENTAL FUNDS
TO THE STATEMENT OF ACTIVITIES
FOR THE FISCAL YEAR ENDED JUNE 30, 2017

Net change in fund balances - total governmental funds	\$	1,115,037
<i>Amounts reported for governmental activities in the statement of activities are different because:</i>		
Governmental funds report capital outlays as expenditures. However, in the statement of activities, the cost of those assets is allocated over their estimated useful lives as depreciation expense.		
Capital asset additions	\$ 1,238,105	
Current year depreciation	<u>(1,383,808)</u>	
Total		(145,703)
Revenues in the statement of activities that do not provide current financial resources are not reported as revenues in the funds.		
Property taxes	(41,547)	
Other revenues	7,470	
Earnings on investments	(872)	
Intergovernmental	<u>(100,459)</u>	
Total		(135,408)
Repayment of bond principal is an expenditure in the governmental funds, but the repayment reduces long-term liabilities on the statement of net position.		
		140,000
In the statement of activities, interest is accrued on outstanding bonds, whereas in governmental funds, an interest expenditure is reported when due. The following items resulted in less interest being reported in the statement of activities:		
Decrease in accrued interest payable		1,838
Contractually required contributions are reported as expenditures in governmental funds; however, the statement of activities reports these amounts as deferred outflows.		
		3,708,201
Except for amounts reported as deferred inflows/outflows, changes in the net pension liability are reported as pension expense in the statement of activities.		
		(7,277,314)
Some expenses reported in the statement of activities, such as compensated absences, do not require the use of current financial resources and therefore are not reported as expenditures in governmental funds.		
		<u>21,879</u>
Change in net position of governmental activities	\$	<u><u>(2,571,470)</u></u>

SEE ACCOMPANYING NOTES TO THE BASIC FINANCIAL STATEMENTS

**WEST CARROLLTON CITY SCHOOL DISTRICT
MONTGOMERY COUNTY, OHIO**

STATEMENT OF REVENUES, EXPENDITURES AND CHANGES IN
FUND BALANCE - BUDGET AND ACTUAL (NON-GAAP BUDGETARY BASIS)
GENERAL FUND
FOR THE FISCAL YEAR ENDED JUNE 30, 2017

	<u>Budgeted Amounts</u>			Variance with Final Budget Positive (Negative)
	<u>Original</u>	<u>Final</u>	<u>Actual</u>	
Revenues:				
From local sources:				
Property taxes	\$ 15,496,000	\$ 17,181,000	\$ 17,179,999	\$ (1,001)
Payment in lieu of taxes	133,500	133,500	155,887	22,387
Tuition	1,113,000	1,088,000	993,509	(94,491)
Transportation fees	21,600	21,600	15,463	(6,137)
Earnings on investments	75,000	75,000	84,022	9,022
Extracurricular	27,000	27,000	22,749	(4,251)
Rental income	32,000	32,000	33,653	1,653
Contract services	250,000	320,000	311,326	(8,674)
Other local revenues	124,900	124,900	105,414	(19,486)
Intergovernmental - state	22,826,000	22,945,000	22,949,029	4,029
Intergovernmental - federal	413,000	510,000	573,060	63,060
Total revenues	<u>40,512,000</u>	<u>42,458,000</u>	<u>42,424,111</u>	<u>(33,889)</u>
Expenditures:				
Current:				
Instruction:				
Regular	16,770,283	16,667,104	16,841,159	(174,055)
Special	6,473,583	6,346,520	6,097,258	249,262
Vocational	163,724	156,609	169,546	(12,937)
Other	3,098,749	3,316,007	3,150,063	165,944
Support services:				
Pupil	3,342,903	3,386,547	3,548,239	(161,692)
Instructional staff	1,264,612	1,268,044	1,142,661	125,383
Board of education	37,817	38,045	32,470	5,575
Administration	3,202,055	3,228,499	3,220,159	8,340
Fiscal	777,148	777,727	817,081	(39,354)
Business	599,901	582,183	524,244	57,939
Operations and maintenance	3,560,244	3,628,847	3,563,500	65,347
Pupil transportation	2,536,973	2,419,855	2,354,418	65,437
Central	102,691	103,310	109,758	(6,448)
Operation of non-instructional services	22,943	23,081	18,453	4,628
Extracurricular activities	617,548	620,271	598,033	22,238
Facilities acquisition and construction	2,957	-	-	-
Debt service:				
Principal	140,000	140,000	140,000	-
Interest and fiscal charges	6,000	6,000	4,311	1,689
Total expenditures	<u>42,720,131</u>	<u>42,708,649</u>	<u>42,331,353</u>	<u>377,296</u>
Excess of expenditures over revenues	(2,208,131)	(250,649)	92,758	343,407
Other financing sources (uses):				
Refund of prior year's expenditures	60,000	75,000	72,549	(2,451)
Refund of prior year's receipts	(1,400)	(1,400)	(550)	850
Advances in	125,000	125,000	125,000	-
Advances (out)	-	(450,000)	(450,000)	-
Sale of capital assets	-	-	6,263	6,263
Total other financing sources (uses)	<u>183,600</u>	<u>(251,400)</u>	<u>(246,738)</u>	<u>4,662</u>
Net change in fund balance	(2,024,531)	(502,049)	(153,980)	348,069
Fund balance at beginning of year	5,273,465	5,273,465	5,273,465	-
Prior year encumbrances appropriated	576,460	576,460	576,460	-
Fund balance at end of year	<u>\$ 3,825,394</u>	<u>\$ 5,347,876</u>	<u>\$ 5,695,945</u>	<u>\$ 348,069</u>

SEE ACCOMPANYING NOTES TO THE BASIC FINANCIAL STATEMENTS

**WEST CARROLLTON CITY SCHOOL DISTRICT
MONTGOMERY COUNTY, OHIO**

STATEMENT OF FIDUCIARY NET POSITION
FIDUCIARY FUNDS
JUNE 30, 2017

	Private-Purpose Trust	
	Scholarship	Agency
Assets:		
Equity in pooled cash and investments.	\$ 74,625	\$ 53,924
Receivables:		
Accrued interest.	29	-
Prepayments	-	480
Total assets.	74,654	\$ 54,404
Liabilities:		
Accounts payable.	-	\$ 1,825
Due to students.	-	52,579
Total liabilities	-	\$ 54,404
Net position:		
Held in trust for scholarships.	74,654	
Total net position.	\$ 74,654	

SEE ACCOMPANYING NOTES TO THE BASIC FINANCIAL STATEMENTS

**WEST CARROLLTON CITY SCHOOL DISTRICT
MONTGOMERY COUNTY, OHIO**

STATEMENT OF CHANGES IN FIDUCIARY NET POSITION
FIDUCIARY FUNDS
FOR THE FISCAL YEAR ENDED JUNE 30, 2017

	Private-Purpose Trust
	Scholarship
Additions:	
Interest.	\$ 2,440
Total additions.	2,440
Change in net position.	2,440
Net position at beginning of year	72,214
Net position at end of year.	\$ 74,654

SEE ACCOMPANYING NOTES TO THE BASIC FINANCIAL STATEMENTS

THIS PAGE IS INTENTIONALLY LEFT BLANK

**WEST CARROLLTON CITY SCHOOL DISTRICT
MONTGOMERY COUNTY, OHIO**

NOTES TO THE BASIC FINANCIAL STATEMENTS
FOR THE FISCAL YEAR ENDED JUNE 30, 2017

NOTE 1 - DESCRIPTION OF THE SCHOOL DISTRICT

The West Carrollton City School District (the "District") is a political body incorporated and established for the purpose of exercising the rights and privileges conveyed to it by the constitution and laws of the State of Ohio. The District is a city district as defined by Ohio Revised Code Section 3311.02. The District operates under an elected Board of Education and is responsible for the provision of public education to residents of the District.

The District employs 207 non-certified and 304 certified employees to provide services to 3,870 students in grades K through 12.

Management believes the financial statements included in this report represent all of the funds of the District for which the Board of Education has fiscal responsibility.

NOTE 2 - SUMMARY OF SIGNIFICANT ACCOUNTING POLICIES

The basic financial statements of the District have been prepared in conformity with accounting principles generally accepted in the United States of America (GAAP) as applied to governmental units. The Governmental Accounting Standards Board (GASB) is the accepted standard-setting body for establishing governmental accounting and financial reporting principles. The District's significant accounting policies are described below.

A. Reporting Entity

The reporting entity has been defined in accordance with GASB Statement No. 14, "The Financial Reporting Entity" as amended by GASB Statement No. 39, "Determining Whether Certain Organizations Are Component Units" and GASB Statement No. 61, "The Financial Reporting Entity: Omnibus an Amendment of GASB Statements No. 14 and No. 34". The reporting entity is composed of the primary government and component units. The primary government consists of all funds, departments, boards and agencies that are not legally separate from the District. For the District, this includes general operations, food service, and student related activities of the District.

Component units are legally separate organizations for which the District is financially accountable. The District is financially accountable for an organization if the District appoints a voting majority of the organization's Governing Board and (1) the District is able to significantly influence the programs or services performed or provided by the organization; or (2) the District is legally entitled to or can otherwise access the organization's resources; or (3) the District is legally obligated or has otherwise assumed the responsibility to finance the deficits of, or provide financial support to, the organization; or (4) the District is obligated for the debt of the organization. Component units may also include organizations that are fiscally dependent on the District in that the District approves the budget, the issuance of debt or the levying of taxes. Certain organizations are also included as component units if the nature and significance of the relationship between the primary government and the organization is such that exclusion by the primary government would render the primary government's financial statements incomplete or misleading. Based upon the application of these criteria, the District has one component unit.

**WEST CARROLLTON CITY SCHOOL DISTRICT
MONTGOMERY COUNTY, OHIO**

NOTES TO THE BASIC FINANCIAL STATEMENTS
FOR THE FISCAL YEAR ENDED JUNE 30, 2017

NOTE 2 - SUMMARY OF SIGNIFICANT ACCOUNTING POLICIES - (Continued)

DISCRETELY PRESENTED COMPONENT UNIT

West Carrollton Secondary Academy

The West Carrollton Secondary Academy (the "Academy") is a non-profit 501(c)(3) corporation established pursuant to Ohio Revised Code Chapters 3314 and 3314.03 to establish a conversion school in West Carrollton City School District addressing the needs of students aged sixteen to twenty-two in grades ten through twelve. The Academy is designed for at-risk students who have previously dropped out of high school or who are at risk of dropping out. The curriculum and instruction are tied to the state standards, with the goal of identifying current levels of academic achievement and moving forward from this point. The Academy operates under the direction of a three-member Board of Directors of which the District appoints a voting majority. The District is able to impose its will upon the Academy and the Academy has no employees and utilizes contracted District employees to provide services. The financial activity of the Academy is not material to the District and therefore is not reported on the District's financial statements. Separately issued financial statements for the Academy can be obtained from the Treasurer of the Academy, Ryan Slone at 430 E. Pease Ave., West Carrollton, Ohio 45449.

The following organizations are described due to their relationship to the District:

JOINTLY GOVERNED ORGANIZATIONS

Miami Valley Career Technology Center

The Miami Valley Career Technology Center is a separate body politic and corporate, established by the Ohio Revised Code (ORC) to provide for the vocational and special education needs of its students. The Board of Education is comprised of 17 members elected from the 15 participating school districts and educational service centers. The school accepts non-tuition students from the District as a member school, however, it is considered to be a separate political subdivision and not part of the District. Financial information is available from Matt Huffman, Treasurer, at 6800 Hoke Road, Clayton, Ohio 45315.

Southwestern Ohio Educational Purchasing Council (SOEPC)

The District participates in the Southwestern Ohio Educational Purchasing Council (SOEPC), a purchasing council made up of nearly 132 school districts and educational service centers in 18 counties. The purpose of the cooperative is to obtain lower prices for supplies and materials commonly used by the member districts. The members are obligated to pay all fees, charges and assessments as established by SOEPC. Each member district has one voting representative. Title to any and all equipment and supplies purchased by SOEPC is held in trust for the member districts by the fiscal agent. Any district withdrawing from SOEPC shall forfeit its claim to any and all SOEPC assets. One year of prior notice is necessary for withdrawal from the group. During this time, the withdrawing member is liable for all member obligations. The Board exercises total control over the operations of the coalition including budgeting, appropriating, contracting and designating management. Each District's degree of control is limited to its representation on the Board. Payments to SOEPC are made from the District's general fund. The District did not make any payments to SOEPC during fiscal year 2017. Financial information is available from SOEPC by contacting Ken Swink, Director, at 303 Corporate Center Dr., Suite 208, Vandalia, Ohio 45377.

**WEST CARROLLTON CITY SCHOOL DISTRICT
MONTGOMERY COUNTY, OHIO**

NOTES TO THE BASIC FINANCIAL STATEMENTS
FOR THE FISCAL YEAR ENDED JUNE 30, 2017

NOTE 2 - SUMMARY OF SIGNIFICANT ACCOUNTING POLICIES - (Continued)

Metropolitan Educational Technology Association (META) Solutions

On July 1, 2015, the District was a participant in the Metropolitan Dayton Educational Cooperative Association (MDECA). On January 1, 2016 MDECA merged with the Metropolitan Educational Technology Association (META), which is a computer consortium. META is an educational solutions partner providing services across Ohio. META provides cost-effective fiscal, network, technology and student services, a purchasing cooperative, and other individual services based on each client's needs. The governing board of META consists of a president, vice president and six board members who represent the members of META. The Board works with META's Chief Executive Officer, Chief Operating Officer, and Chief Financial Officer to manage operations and ensure the continued progress of the organization's mission, vision, and values. The Board exercises total control over the operations of the Association including budgeting, appropriating, contracting and designating management. Each District's degree of control is limited to its representation on the Board. The District paid META \$73,405 for services provided during the fiscal year. Financial information can be obtained from David Varda, who serves as Chief Financial Officer, at 100 Executive Drive, Marion, Ohio 43302.

B. Fund Accounting

The District uses funds to maintain its financial records during the year. Fund accounting is designed to demonstrate legal compliance and to aid management by segregating transactions related to certain District functions or activities. A fund is defined as a fiscal and accounting entity with a self balancing set of accounts. There are three categories of funds: governmental, proprietary and fiduciary.

GOVERNMENTAL FUNDS

Governmental funds are those through which most governmental functions typically are financed. Governmental fund reporting focuses on the sources, uses and balances of current financial resources. Expendable assets are assigned to the various governmental funds according to the purposes for which they may or must be used. Current liabilities are assigned to the fund from which they will be paid. The difference between governmental fund assets plus deferred outflows of resources and liabilities plus deferred inflows of resources is reported as fund balance. The following is the District's only major governmental fund:

General fund -The general fund is used to account for and report all financial resources not accounted for and reported in another fund. The general fund balance is available for any purpose provided it is expended or transferred according to the general laws of Ohio.

Other governmental funds of the District are used to account for (a) financial resources that are restricted, committed, or assigned to expenditures for capital outlays including the acquisition or construction of capital facilities and other capital assets, and (b) specific revenue sources that are restricted or committed to an expenditure for specified purposes other than debt service or capital projects.

PROPRIETARY FUNDS

Proprietary funds are used to account for the District's ongoing activities which are similar to those often found in the private sector. The District has no proprietary funds.

**WEST CARROLLTON CITY SCHOOL DISTRICT
MONTGOMERY COUNTY, OHIO**

NOTES TO THE BASIC FINANCIAL STATEMENTS
FOR THE FISCAL YEAR ENDED JUNE 30, 2017

NOTE 2 - SUMMARY OF SIGNIFICANT ACCOUNTING POLICIES - (Continued)

FIDUCIARY FUNDS

Fiduciary fund reporting focuses on net position and changes in net position. The fiduciary fund category is split into four classifications: pension trust funds, investment trust funds, private-purpose trust funds and agency funds. Trust funds are used to account for assets held by the District under a trust agreement for individuals, private organizations, or other governments and are therefore not available to support the District's own programs. The District's only trust fund is a private-purpose trust which accounts for a scholarship program for students. Agency funds are custodial in nature (assets equal liabilities) and do not involve measurement of results of operations. The District's agency fund accounts for student activities.

C. Basis of Presentation and Measurement Focus

The District's basic financial statements consist of government-wide statements, including a statement of net position and a statement of activities, and fund financial statements which provide a more detailed level of financial information.

Government-Wide Financial Statements - The statement of net position and the statement of activities display information about the District as a whole. These statements include the financial activities of the primary government except for fiduciary funds. Internal service fund operating activity is eliminated to avoid overstatement of revenues and expenses. The District has no business-type activities so the statements only report governmental activities of the District. The statement of net position presents the financial condition of the governmental activities of the District at year-end.

The government-wide statement of activities presents a comparison between direct expenses and program revenues for each function or program of the governmental activities of the District. Direct expenses are those that are specifically associated with a service, program or department and therefore clearly identifiable to a particular function. Program revenues include amounts paid by the recipient of goods or services offered by the program and grants and contributions that are restricted to meeting the operational or capital requirements of a particular program. Revenues not classified as program revenues are presented as general revenues of the District. The comparison of direct expenses with program revenues identifies the extent to which each governmental function is self-financing or draws from the general revenues of the District.

The government-wide financial statements are prepared using the economic resources measurement focus. All assets, deferred outflows of resources, liabilities, and deferred inflows of resources associated with the operation of the District are included on the statement of net position. Fiduciary funds are not included in entity-wide statements.

Fund Financial Statements - Fund financial statements report detailed information about the District. The focus of governmental fund financial statements is on major funds rather than reporting funds by type. Each major fund is presented in a separate column, and all nonmajor funds are aggregated into one column. Fiduciary funds are reported by fund type.

**WEST CARROLLTON CITY SCHOOL DISTRICT
MONTGOMERY COUNTY, OHIO**

NOTES TO THE BASIC FINANCIAL STATEMENTS
FOR THE FISCAL YEAR ENDED JUNE 30, 2017

NOTE 2 - SUMMARY OF SIGNIFICANT ACCOUNTING POLICIES - (Continued)

All governmental funds are accounted for using a flow of current financial resources measurement focus. With this measurement focus, only current assets, current deferred outflows of resources, current liabilities and current deferred inflows of resources generally are included on the balance sheet. The statement of revenues, expenditures and changes in fund balances reports on the sources (i.e., revenues and other financing sources) and uses (i.e., expenditures and other financing uses) of current financial resources. This approach differs from the manner in which the governmental activities of the government-wide financial statements are prepared. Governmental fund financial statements, therefore, include a reconciliation with brief explanations to better identify the relationship between the government-wide statements and the statements for governmental funds.

Private purpose trust funds are reported using the economic resources measurement focus. Agency funds do not report a measurement focus as they do not report operations.

D. Basis of Accounting

Basis of accounting determines when transactions are recorded in the financial records and reported on the financial statements. Government-wide financial statements are prepared using the accrual basis of accounting. Governmental funds use the modified accrual basis of accounting. Proprietary and fiduciary funds also use the accrual basis of accounting. Differences in the accrual and modified accrual basis of accounting arise in the recognition of revenue, the recording of deferred inflows of resources, and in the presentation of expenses versus expenditures.

Revenues - Exchange and Nonexchange Transactions - Revenues resulting from exchange transactions, in which each party gives and receives essentially equal value, are recorded on the accrual basis when the exchange takes place. On a modified accrual basis, revenue is recorded in the fiscal year in which the resources are measurable and become available. Available means that the resources will be collected within the current fiscal year or are expected to be collected soon enough thereafter to be used to pay liabilities of the current fiscal year. For the District, available means expected to be received within sixty days of fiscal year end.

Nonexchange transactions, in which the District receives value without directly giving equal value in return, include property taxes, payment in lieu of taxes, grants, entitlements and donations. On an accrual basis, revenue from property taxes is recognized in the fiscal year for which the taxes are levied (See Note 6). Revenue from grants, entitlements and donations is recognized in the fiscal year in which all eligibility requirements have been satisfied. Eligibility requirements include timing requirements, which specify the year when the resources are required to be used or the fiscal year when use is first permitted, matching requirements, in which the District must provide local resources to be used for a specified purpose, and expenditure requirements, in which the resources are provided to the District on a reimbursement basis. On a modified accrual basis, revenue from nonexchange transactions must also be available before it can be recognized.

Under the modified accrual basis, the following revenue sources are considered to be both measurable and available at fiscal year end; property taxes and payments in lieu of taxes available as an advance, interest, tuition, grants, student fees and rentals.

Deferred Outflows of Resources and Deferred Inflows of Resources - In addition to assets, the government-wide statement of net position will report a separate section for deferred outflows of resources. Deferred outflows of resources, represents a consumption of net position that applies to a future period and will not be recognized as an outflow of resources (expense/expenditure) until then. See Note 12 for deferred outflows of resources related the District's net pension liability.

**WEST CARROLLTON CITY SCHOOL DISTRICT
MONTGOMERY COUNTY, OHIO**

NOTES TO THE BASIC FINANCIAL STATEMENTS
FOR THE FISCAL YEAR ENDED JUNE 30, 2017

NOTE 2 - SUMMARY OF SIGNIFICANT ACCOUNTING POLICIES - (Continued)

In addition to liabilities, both the government-wide statement of net position and the governmental fund financial statements report a separate section for deferred inflows of resources. Deferred inflows of resources represent an acquisition of net position that applies to a future period and will not be recognized as an inflow of resources (revenue) until that time. For the District, deferred inflows of resources include property taxes, payments in lieu of taxes and unavailable revenue. Property taxes and payments in lieu of taxes represent amounts for which there is an enforceable legal claim as of June 30, 2017, but which were levied to finance fiscal year 2018 operations. These amounts have been recorded as a deferred inflow of resources on both the government-wide statement of net position and the governmental fund financial statements. Unavailable revenue is reported only on the governmental funds balance sheet, and represents receivables which will not be collected within the available period. For the District unavailable revenue includes, but is not limited to, delinquent property taxes, accrued interest and intergovernmental grants. These amounts are deferred and recognized as an inflow of resources in the period the amounts become available.

Expenses/Expenditures - On the accrual basis of accounting, expenses are recognized at the time they are incurred. The entitlement value of donated commodities received during the year is reported in the fund financial statements as an expenditure with a like amount reported as intergovernmental revenue.

The measurement focus of governmental fund accounting is on decreases in net financial resources (expenditures) rather than expenses. Expenditures are generally recognized in the accounting period in which the related fund liability is incurred, if measurable. Allocations of cost, such as depreciation and amortization, are not recognized in governmental funds. However, debt service expenditures, as well as expenditures related to compensated absences, are recorded only when payment is due.

E. Budgets

All funds, except agency funds, are legally required to be budgeted and appropriated. Short-term interfund loans are not required to be budgeted since they represent a temporary cash flow resource and are to be repaid. However, the District elected to budget these temporary resources anyway. The major documents prepared are the tax budget, the appropriations resolution and the certificate of estimated resources which are prepared on the budgetary basis of accounting. The tax budget demonstrates a need for existing or increased tax rates. The certificate of estimated resources establishes a limit on the amount that the Board of Education may appropriate. The appropriation resolution is the Board's authorization to spend resources and sets annual limits on expenditures at the level of control selected by the Board. The legal level of control has been established by the Board at the fund level of expenditures. Any budgetary modifications at this level may only be made by resolution of the Board of Education.

The certificate of estimated resources may be amended during the year if projected increases or decreases in revenue are identified by the District Treasurer. The amounts reported as the original budgeted amounts in the budgetary statements reflect the amounts in the certificate when the original appropriations were adopted. The amounts reported as the final budgeted amounts in the budgetary statement reflect the amounts in the amended certificate that was in effect at the time the final appropriations were passed by the Board of Education.

**WEST CARROLLTON CITY SCHOOL DISTRICT
MONTGOMERY COUNTY, OHIO**

NOTES TO THE BASIC FINANCIAL STATEMENTS
FOR THE FISCAL YEAR ENDED JUNE 30, 2017

NOTE 2 - SUMMARY OF SIGNIFICANT ACCOUNTING POLICIES - (Continued)

The appropriation resolution is subject to amendment by the Board throughout the year with the restriction that appropriations may not exceed estimated resources. The amounts reported as the original budgeted amounts reflect the first appropriation for that fund that covered the entire fiscal year, including amounts automatically carried over from prior years. The amounts reported as the final budgeted amounts represent the final appropriation amounts passed by the Board during the year.

At the close of each fiscal year, the unencumbered balance of each appropriation reverts to the respective fund from which it was appropriated and becomes subject to future appropriation. Encumbered appropriations are carried forward to the succeeding fiscal year and are not reappropriated.

F. Cash and Investments

To improve cash management, cash received by the District is pooled. Monies for all funds are maintained in this pool. Individual fund integrity is maintained through the District's records. Each fund's interest in the pool is presented as "equity in pooled cash and investments" on the financial statements.

During fiscal year 2017, investments were limited to Federal Agency Securities, negotiable certificates of deposit and STAR Ohio.

STAR Ohio (the State Treasury Asset Reserve of Ohio), is an investment pool managed by the State Treasurer's Office which allows governments within the State to pool their funds for investment purposes. STAR Ohio is not registered with the SEC as an investment company, but has adopted Governmental Accounting Standards Board (GASB), Statement No. 79, "Certain External Investment Pools and Pool Participants." The District measures its investment in STAR Ohio at the net asset value (NAV) per share provided by STAR Ohio. The NAV per share is calculated on an amortized cost basis that provides an NAV per share that approximates fair value.

For fiscal year 2017, there were no limitations or restrictions on any participant withdrawals due to redemption notice periods, liquidity fees, or redemption gates. However, notice must be given 24 hours in advance of all deposits and withdrawals exceeding \$25 million. STAR Ohio reserves the right to limit the transaction to \$50 million, requiring the excess amount to be transacted the following business day(s), but only to the \$50 million limit. All accounts of the participant will be combined for these purposes.

Except for nonparticipating investment contracts, investments are reported at fair value which is based on quoted market prices. Nonparticipating investment contracts, such as non-negotiable certificates of deposit, are reported at cost.

Under existing Ohio statute, interest earnings are assigned to the general fund unless the Board of Education has, by resolution, specified funds to receive an allocation of interest earnings. Interest revenue credited to the general fund during fiscal year 2017 amounted to \$65,232 which includes \$13,798 assigned from other District funds.

For purposes of presentation on the statement of net position, investments of the cash management pool and investments with original maturities of three months or less at the time they are purchased by the District are considered to be cash equivalents. Investments with an initial maturity of more than three months are reported as investments.

**WEST CARROLLTON CITY SCHOOL DISTRICT
MONTGOMERY COUNTY, OHIO**

NOTES TO THE BASIC FINANCIAL STATEMENTS
FOR THE FISCAL YEAR ENDED JUNE 30, 2017

NOTE 2 - SUMMARY OF SIGNIFICANT ACCOUNTING POLICIES - (Continued)

An analysis of the District’s investment account at year end is provided in Note 4.

G. Inventory

On government-wide and fund financial statements, purchased inventories are presented at the lower of cost or market and donated commodities are presented at their entitlement value. Inventories are recorded on a first-in, first-out basis and are expensed when used. Inventories are accounted for using the consumption method which means that the costs of inventory items are recorded as expenditures in the governmental funds when consumed.

Inventory consists of expendable supplies held for consumption, donated food, purchased food and non-food supplies.

H. Capital Assets

General capital assets are those assets specifically related to governmental activities. These assets result from expenditures in the governmental funds. These assets are reported in the governmental activities column of the government-wide statement of net position, but are not reported in the fund financial statements.

All capital assets are capitalized at cost (or estimated historical cost) and updated for additions and disposals during the year. Donated capital assets are recorded at their acquisition value. The District maintains a capitalization threshold of \$5,000. The District does not possess any infrastructure. Improvements are capitalized; the costs of normal maintenance and repairs that do not add to the value of the asset or materially extend an asset’s life are not.

All reported capital assets except land and construction in progress are depreciated. Improvements are depreciated over the remaining useful lives of the related capital assets. Depreciation is computed using the straight-line method over the following useful lives:

<u>Description</u>	<u>Governmental Activities Estimated Lives</u>
Land improvements	5 - 20
Buildings and improvements	5 - 40
Furniture and equipment	5 - 20
Vehicles	8 - 15

I. Interfund Balances

On fund financial statements, receivables and payables resulting from short-term interfund loans are classified as “interfund loans receivable/payable”. These amounts are eliminated in the governmental activities column on the statement of net position.

**WEST CARROLLTON CITY SCHOOL DISTRICT
MONTGOMERY COUNTY, OHIO**

NOTES TO THE BASIC FINANCIAL STATEMENTS
FOR THE FISCAL YEAR ENDED JUNE 30, 2017

NOTE 2 - SUMMARY OF SIGNIFICANT ACCOUNTING POLICIES - (Continued)

J. Compensated Absences

The District reports compensated absences in accordance with the provisions of GASB No. 16, “Accounting for Compensated Absences”. Vacation benefits are accrued as a liability as the benefits are earned if the employee’s rights to receive compensation are attributable to services already rendered and it is probable that the District will compensate the employees for the benefits through paid time off or some other means. Sick leave benefits are accrued as a liability using the “vesting method”. A liability for sick leave is based on the sick leave accumulated at the balance sheet date by those employees who are currently eligible to receive termination (severance) payments, as well as those employees expected to become eligible in the future. For purposes of establishing a liability for this future severance eligibility, all employees at least 50 years of age with at least 10 years of service or 20 years of service at any age were included. The entire compensated absence liability is reported on the government-wide financial statements.

For governmental fund financial statements, compensated absences are recognized as liabilities and expenditures as payments come due each period upon the occurrence of employee resignations and retirements.

K. Accrued Liabilities and Long-Term Obligations

All payables, accrued liabilities and long-term obligations are reported in the government-wide financial statements.

In general, governmental fund payables and accrued liabilities that, once incurred, are paid in a timely manner and in full from current financial resources, are reported as obligations of the funds. However, compensated absences and claims and judgments payable that will be paid from governmental funds are reported as a liability in the fund financial statements only to the extent that they are due for payment during the current year. Bonds are recognized on the fund financial statements when due.

L. Fund Balance

Fund balance is divided into five classifications based primarily on the extent to which the District is bound to observe constraints imposed upon the use of the resources in the governmental funds. The classifications are as follows:

Nonspendable - The nonspendable fund balance classification includes amounts that cannot be spent because they are not in spendable form or legally required to be maintained intact. The “not in spendable form” criterion includes items that are not expected to be converted to cash.

Restricted - Fund balance is reported as restricted when constraints are placed on the use of resources that are either externally imposed by creditors (such as through debt covenants), grantors, contributors, or laws or regulations of other governments, or imposed by law through constitutional provisions or enabling legislation.

**WEST CARROLLTON CITY SCHOOL DISTRICT
MONTGOMERY COUNTY, OHIO**

NOTES TO THE BASIC FINANCIAL STATEMENTS
FOR THE FISCAL YEAR ENDED JUNE 30, 2017

NOTE 2 - SUMMARY OF SIGNIFICANT ACCOUNTING POLICIES - (Continued)

Committed - The committed fund balance classification includes amounts that can be used only for the specific purposes imposed by a formal action (resolution) of the District Board of Education (the highest level of decision making authority). Those committed amounts cannot be used for any other purpose unless the District Board of Education removes or changes the specified use by taking the same type of action (resolution) it employed to previously commit those amounts. Committed fund balance also incorporates contractual obligations to the extent that existing resources in the fund have been specifically committed for use in satisfying those contractual requirements.

Assigned - Amounts in the assigned fund balance classification are intended to be used by the District for specific purposes but do not meet the criteria to be classified as restricted nor committed. In governmental funds other than the general fund, assigned fund balance represents the remaining amount that is not restricted or committed. In the general fund, assigned amounts represent intended uses established by policies of the District Board of Education, which includes giving the Treasurer the authority to constrain monies for intended purposes.

Unassigned - Unassigned fund balance is the residual classification for the general fund and includes all spendable amounts not contained in the other classifications. In other governmental funds, the unassigned classification is only used to report a deficit fund balance resulting from overspending for specific purposes for which amounts had been restricted, committed, or assigned.

The District applies restricted resources first when expenditures are incurred for purposes for which restricted and unrestricted (committed, assigned, and unassigned) fund balance is available. Similarly, within unrestricted fund balance, committed amounts are reduced first followed by assigned, and then unassigned amounts when expenditures are incurred for purposes for which amounts in any of the unrestricted fund balance classifications could be used.

M. Net Position

Net position represents the difference between assets and deferred outflows and liabilities and deferred inflows. The net position component “net investment in capital assets,” consists of capital assets, net of accumulated depreciation, reduced by the outstanding balances of any borrowing used for the acquisition, construction or improvement of those assets. Deferred outflows of resources and deferred inflows of resources that are attributable to the acquisition, construction or improvement of those assets or related debt also should be included in this component of net position. Net position is reported as restricted when there are limitations imposed on its use either through the enabling legislation adopted by the District or through external restrictions imposed by creditors, grantors or laws or regulations of other governments.

The District applies restricted resources first when an expense is incurred for purposes for which both restricted and unrestricted net position is available.

**WEST CARROLLTON CITY SCHOOL DISTRICT
MONTGOMERY COUNTY, OHIO**

NOTES TO THE BASIC FINANCIAL STATEMENTS
FOR THE FISCAL YEAR ENDED JUNE 30, 2017

NOTE 2 - SUMMARY OF SIGNIFICANT ACCOUNTING POLICIES - (Continued)

N. Prepayments

Certain payments to vendors reflect the costs applicable to future accounting periods and are recorded as prepaid items in both government-wide and fund financial statements. These items are reported as assets using the consumption method. A current asset for the prepaid amounts is recorded at the time of the purchase and the expenditure/expense is reported in the year in which services are consumed. At fiscal year end, because prepayments are not available to finance future governmental fund expenditures, the fund balance is nonspendable on the fund financial statements by an amount equal to the carrying value of the asset.

O. Estimates

The preparation of the basic financial statements in conformity with GAAP requires management to make estimates and assumptions that affect the amounts reported in the basic financial statements and accompanying notes. Actual results may differ from those estimates.

P. Interfund Activity

Exchange transactions between funds are reported as revenues in the seller funds and as expenditures/expenses in the purchaser funds. Flows of cash or goods from one fund to another without a requirement for repayment are reported as interfund transfers. Interfund transfers are reported as other financing sources/uses in governmental funds. Repayments from funds responsible for particular expenditures/expenses to the funds that initially paid for them are not presented on the basic financial statements. Interfund activity between governmental funds is eliminated in the statement of activities.

Q. Pensions

For purposes of measuring the net pension liability, deferred outflows of resources and deferred inflows of resources related to pensions, and pension expense, information about the fiduciary net position of the pension plans and additions to/deductions from their fiduciary net position have been determined on the same basis as they are reported by the pension systems. For this purpose, benefit payments (including refunds of employee contributions) are recognized when due and payable in accordance with the benefit terms. The pension systems report investments at fair value.

R. Extraordinary and Special Items

Extraordinary items are transactions or events that are both unusual in nature and infrequent in occurrence. Special items are transactions or events that are within the control of the Board of Education and that are either unusual in nature or infrequent in occurrence. Neither type of transaction occurred during fiscal year 2017.

S. Fair Value

The District categorizes its fair value measurements within the fair value hierarchy established by generally accepted accounting principles. The hierarchy is based on the valuation inputs used to measure the fair value of the asset. Level 1 inputs are quoted prices in active markets for identical assets; Level 2 inputs are significant other observable inputs; Level 3 inputs are significant unobservable inputs.

**WEST CARROLLTON CITY SCHOOL DISTRICT
MONTGOMERY COUNTY, OHIO**

NOTES TO THE BASIC FINANCIAL STATEMENTS
FOR THE FISCAL YEAR ENDED JUNE 30, 2017

NOTE 3 - ACCOUNTABILITY AND COMPLIANCE

A. Change in Accounting Principles

For fiscal year 2017, the District has implemented GASB Statement No. 77, “*Tax Abatement Disclosures*”, GASB Statement No. 78, “*Pensions Provided Through Certain Multiple-Employer Defined Benefit Pension Plans*”, GASB Statement No. 80, “*Blending Requirements for Certain Component Units - An Amendment of GASB Statement No. 14*” and GASB Statement No. 82, “*Pension Issues - An Amendment of GASB Statements No. 67, No. 68 and No. 73*”.

GASB Statement No. 77 requires governments that enter into tax abatement agreements to disclose certain information about the agreement. GASB Statement No. 77 also requires disclosures related to tax abatement agreements that have been entered into by other governments that reduce the reporting government’s tax revenues. These disclosures were incorporated in the District’s fiscal year 2017 financial statements (see Note 18); however, there was no effect on beginning net position/fund balance.

GASB Statement No. 78 establishes accounting and financial reporting standards for defined benefit pensions provided to the employees of state or local governmental employers through a cost-sharing multiple-employer defined benefit pension plan (cost-sharing pension plan) that meets the criteria in paragraph 4 of Statement 68 and that (a) is not a state or local governmental pension plan, (b) is used to provide defined benefit pensions both to employees of state or local governmental employers and to employees of employers that are not state or local governmental employers, and (c) has no predominant state or local governmental employer (either individually or collectively with other state or local governmental employers that provide pensions through the pension plan). The implementation of GASB Statement No. 78 did not have an effect on the financial statements of the District.

GASB Statement No. 80 improves the financial reporting by clarifying the financial statement presentation requirements for certain component units. This Statement applies to component units that are organized as not-for-profit corporations in which the primary government is the sole corporate member. The implementation of GASB Statement No. 80 did not have an effect on the financial statements of the District.

GASB Statement No. 82 addresses issues regarding (1) the presentation of payroll-related measures in required supplementary information, (2) the selection of assumptions and the treatment of deviations from the guidance in an Actuarial Standard of Practice for financial reporting purposes, and (3) the classification of payments made by employers to satisfy employee (plan member) contribution requirements. The implementation of GASB Statement No. 82 did not have an effect on the financial statements of the District.

**WEST CARROLLTON CITY SCHOOL DISTRICT
MONTGOMERY COUNTY, OHIO**

NOTES TO THE BASIC FINANCIAL STATEMENTS
FOR THE FISCAL YEAR ENDED JUNE 30, 2017

NOTE 3 - ACCOUNTABILITY AND COMPLIANCE - (Continued)

B. Deficit Fund Balances

Fund balances at June 30, 2017 included the following individual fund deficits:

<u>Nonmajor funds</u>	<u>Deficit</u>
Public school preschool	\$ 9,752
Miscellaneous state grants	5,452
IDEA Part B	23,590
Title III	1,299
Title I	48,093
IDEA Part B preschool stimulus	1,287
Improving teacher quality	2,702
Permanent improvement	66,385

The general fund is liable for any deficit in these funds and provides transfers when cash is required, not when accruals occur. The deficit fund balances resulted from adjustments for accrued liabilities.

NOTE 4 - DEPOSITS AND INVESTMENTS

State statutes classify monies held by the District into three categories.

Active deposits are public deposits necessary to meet current demands on the treasury. Such monies must be maintained either as cash in the District treasury, in commercial accounts payable or withdrawable on demand, including negotiable order of withdrawal (NOW) accounts, or in money market deposit accounts.

Inactive deposits are public deposits that the Board of Education has identified as not required for use within the current five year period of designation of depositories. Inactive deposits must either be evidenced by certificates of deposit maturing not later than the end of the current period of designation of depositories, or by savings or deposit accounts including, but not limited to, passbook accounts.

Interim deposits are deposits of interim monies. Interim monies are those monies which are not needed for immediate use, but which will be needed before the end of the current period of designation of depositories.

Interim deposits must be evidenced by time certificates of deposit maturing not more than five years from the date of deposit or by savings or deposit accounts including passbook accounts.

Interim monies may be deposited or invested in the following securities:

1. United States Treasury Notes, Bills, Bonds, or any other obligation or security issued by the United States Treasury or any other obligation guaranteed as to principal and interest by the United States;
2. Bonds, notes, debentures, or any other obligations or securities issued by any federal government agency or instrumentality, including, but not limited to, the Federal National Mortgage Association, Federal Home Loan Bank, Federal Farm Credit Bank, Federal Home Loan Mortgage Corporation, Government National Mortgage Association, and Student Loan Marketing Association. All federal agency securities shall be direct issuances of federal government agencies or instrumentalities;

**WEST CARROLLTON CITY SCHOOL DISTRICT
MONTGOMERY COUNTY, OHIO**

NOTES TO THE BASIC FINANCIAL STATEMENTS
FOR THE FISCAL YEAR ENDED JUNE 30, 2017

NOTE 4 - DEPOSITS AND INVESTMENTS - (Continued)

3. Written repurchase agreements in the securities listed above provided that the market value of the securities subject to the repurchase agreement must exceed the principal value of the agreement by at least two percent and be marked to market daily, and that the term of the agreement must not exceed thirty days;
4. Bonds and other obligations of the State of Ohio;
5. No-load money market mutual funds consisting exclusively of obligations described in items (1) and (2) above and repurchase agreements secured by such obligations, provided that investments in securities described in this division are made only through eligible institutions;
6. The State Treasury Asset Reserve of Ohio (STAR Ohio);
7. Certain banker's acceptance and commercial paper notes for a period not to exceed one hundred eighty days from the purchase date in an amount not to exceed twenty-five percent of the interim monies available for investment at any one time; and,
8. Under limited circumstances, corporate debt interests rated in either of the two highest classifications by at least two nationally recognized rating agencies.

Protection of the District's deposits is provided by the Federal Deposit Insurance Corporation (FDIC), by eligible securities pledged by the financial institution as security for repayment, by surety company bonds deposited with the Treasurer by the financial institution or by a single collateral pool established by the financial institution to secure the repayment of all public monies deposited with the institution that are not FDIC insured.

Investments in stripped principal or interest obligations, reverse repurchase agreements and derivatives are prohibited. The issuance of taxable notes for the purpose of arbitrage, the use of leverage and short selling are also prohibited. An investment must mature within five years from the date of purchase unless matched to a specific obligation or debt of the District, and must be purchased with the expectation that it will be held to maturity. Investments may only be made through specified dealers and institutions. Payment for investments may be made only upon delivery of the securities representing the investments to the Treasurer or, if the securities are not represented by a certificate, upon receipt of confirmation of transfer from the custodian.

A. Deposits with Financial Institutions

At June 30, 2017, the carrying amount of all District deposits was \$607,569. Based on the criteria described in GASB Statement No. 40, "Deposits and Investment Risk Disclosures", as of June 30, 2017, \$1,364,196 of the District's bank balance of \$1,614,196 was exposed to custodial risk as discussed below, while \$250,000 was covered by the FDIC.

**WEST CARROLLTON CITY SCHOOL DISTRICT
MONTGOMERY COUNTY, OHIO**

NOTES TO THE BASIC FINANCIAL STATEMENTS
FOR THE FISCAL YEAR ENDED JUNE 30, 2017

NOTE 4 - DEPOSITS AND INVESTMENTS - (Continued)

Custodial credit risk is the risk that, in the event of bank failure, the District's deposits may not be returned. All deposits not covered by FDIC are collateralized with eligible securities in amounts equal to at least 105% of the carrying value of the deposits. Such collateral, as permitted by the Ohio Revised Code, is held in single financial institution collateral pools at Federal Reserve Banks, or at member banks of the federal reserve system, in the name of the respective depository bank and pledged as a pool of collateral against all of the public deposits it holds that are not covered by FDIC or as specific collateral held at the Federal Reserve Bank in the name of the District. The District has no deposit policy for custodial credit risk beyond the requirements of State statute. Although the securities were held by the pledging institutions' trust department and all statutory requirements for the deposit of money had been followed, noncompliance with federal requirements could potentially subject the District to a successful claim by the FDIC.

B. Investments

As of June 30, 2017, the District had the following investments and maturities:

Measurement/ Investment type	Measurement Value	Investment Maturities				
		6 months or less	7 to 12 months	13 to 18 months	19 to 24 months	Greater than 24 months
Fair value:						
FNMA Notes	\$ 498,875	\$ -	\$ 498,875	\$ -	\$ -	\$ -
Negotiable CDs	4,184,115	1,800,428	744,239	149,872	-	1,489,576
Amortized cost:						
STAR Ohio	<u>3,512,518</u>	<u>3,512,518</u>	<u>-</u>	<u>-</u>	<u>-</u>	<u>-</u>
Total	<u>\$ 8,195,508</u>	<u>\$ 5,312,946</u>	<u>\$ 1,243,114</u>	<u>\$ 149,872</u>	<u>\$ -</u>	<u>\$ 1,489,576</u>

The weighted average maturity of investments is 0.97 years.

The District's investments measured at fair value are valued using quoted market prices in markets that are not considered to be active, dealer quotations or alternative pricing sources for similar assets or liabilities for which all significant inputs are observable, either directly or indirectly (Level 2 inputs).

Interest Rate Risk: As a means of limiting its exposure to fair value losses arising from rising interest rates and according to State law, the District's investment policy limits investment portfolio maturities to five years or less.

Credit Risk: The District's investments, with the exception of the negotiable CD's, were rated AA+ and AAA by Standard & Poor's and Moody's Investor Services, respectively.

Custodial Credit Risk: For an investment, custodial credit risk is the risk that, in the event of the failure of the counterparty, the District will not be able to recover the value of its investments or collateral securities that are in the possession of an outside party. The negotiable CD's are fully insured by the FDIC. The federal agency securities are exposed to custodial credit risk in that they are uninsured, unregistered and held by the counterparty's trust department or agent, but not in the District's name. The District has no investment policy dealing with investment custodial risk beyond the requirement in State statute that prohibits payment for investments prior to the delivery of the securities representing such investments to the Treasurer or qualified trustee.

**WEST CARROLLTON CITY SCHOOL DISTRICT
MONTGOMERY COUNTY, OHIO**

NOTES TO THE BASIC FINANCIAL STATEMENTS
FOR THE FISCAL YEAR ENDED JUNE 30, 2017

NOTE 4 - DEPOSITS AND INVESTMENTS - (Continued)

Concentration of Credit Risk: The District places no limit on the amount that may be invested in any one issuer. The following table includes the percentage of each investment type held by the District at June 30, 2017:

<u>Measurement/ Investment type</u>	<u>Measurement Value</u>	<u>% of Total</u>
Fair value:		
FNMA Notes	\$ 498,875	6.09
Negotiable CDs	4,184,115	51.05
Amortized cost:		
STAR Ohio	<u>3,512,518</u>	<u>42.86</u>
Total	<u>\$ 8,195,508</u>	<u>100.00</u>

C. Reconciliation of Cash and Investments to the Statement of Net Position

The following is a reconciliation of cash and cash equivalents as reported in the note above to cash and cash equivalents as reported on the statement of net position as of June 30, 2017:

<u>Cash and investments per note</u>	
Carrying amount of deposits	\$ 607,569
Investments	<u>8,195,508</u>
Total	<u>\$ 8,803,077</u>
 <u>Cash and investments per statement of net position</u>	
Governmental activities	\$ 8,674,528
Private-purpose trust funds	74,625
Agency fund	<u>53,924</u>
Total	<u>\$ 8,803,077</u>

NOTE 5 - INTERFUND TRANSACTIONS

Interfund loans at June 30, 2017 as reported on the fund financial statements consist of \$450,000 due to the general fund from the permanent improvement fund (a nonmajor governmental fund). The primary purpose of the interfund balance is to provide advance funding for capital improvement projects. The interfund balance will be repaid once the anticipated revenues are received, which is expected to be within one year. Interfund balances between governmental funds are eliminated on the government-wide financial statements.

NOTE 6 - PROPERTY TAXES

Property taxes are levied and assessed on a calendar year basis while the District fiscal year runs from July through June. First half tax collections are received by the District in the second half of the fiscal year. Second half tax distributions occur in the first half of the following fiscal year.

**WEST CARROLLTON CITY SCHOOL DISTRICT
MONTGOMERY COUNTY, OHIO**

NOTES TO THE BASIC FINANCIAL STATEMENTS
FOR THE FISCAL YEAR ENDED JUNE 30, 2017

NOTE 6 - PROPERTY TAXES - (Continued)

Property taxes include amounts levied against all real property and public utility property. Real property tax revenues received in calendar year 2017 represent the collection of calendar year 2016 taxes. Real property taxes received in calendar year 2017 were levied after April 1, 2016, on the assessed values as of January 1, 2016, the lien date. Assessed values for real property taxes are established by State statute at 35 percent of appraised market value. Real property taxes are payable annually or semiannually. If paid annually, payment is due December 31; if paid semiannually, the first payment is due December 31, with the remainder payable by June 20. Under certain circumstances, State statute permits alternate payment dates to be established. Public utility property tax revenues received in calendar year 2017 represent the collection of calendar year 2016 taxes. Public utility real and personal property taxes received in calendar year 2017 became a lien on December 31, 2015, were levied after April 1, 2016, and are collected with real property taxes. Public utility real property is assessed at 35 percent of true value; public utility tangible personal property is currently assessed at varying percentages of true value.

The District receives property taxes from Montgomery County. The County Auditor periodically advances to the District its portion of the taxes collected. Second-half real property tax payments collected by the County by June 30, 2017, are available to finance fiscal year 2017 operations. The amount available as an advance at June 30, 2017 was \$1,114,602 in the general fund and \$44,734 in the permanent improvement fund (a nonmajor governmental fund). This amount is recorded as revenue. The amount available for advance at June 30, 2016 was \$809,501 in the general fund and \$36,288 in the permanent improvement fund (a nonmajor governmental fund). The amount of second-half real property taxes available for advance at fiscal year-end can vary based on the date the tax bills are sent.

Accrued property taxes receivable includes real property, public utility property and delinquent tangible personal property taxes which are measurable as of June 30, 2017 and for which there is an enforceable legal claim. Although total property tax collections for the next fiscal year are measurable, only the amount of real property taxes available as an advance at June 30 was levied to finance current fiscal year operations and is reported as revenue at fiscal year-end. The portion of the receivable not levied to finance current fiscal year operations is offset by a credit to deferred inflows.

On the accrual basis of accounting, collectible delinquent property taxes have been recorded as a receivable and revenue, while on a modified accrual basis of accounting the revenue has been reported as a deferred inflow.

The assessed values upon which the fiscal year 2017 taxes were collected are:

	2016 Second Half Collections		2017 First Half Collections	
	<u>Amount</u>	<u>Percent</u>	<u>Amount</u>	<u>Percent</u>
Agricultural/residential and other real estate	\$ 359,929,080	97.65	\$ 363,692,380	97.53
Public utility personal	<u>8,664,580</u>	<u>2.35</u>	<u>9,194,760</u>	<u>2.47</u>
Total	<u>\$ 368,593,660</u>	<u>100.00</u>	<u>\$ 372,887,140</u>	<u>100.00</u>
Tax rate per \$1,000 of assessed valuation	\$72.05		\$77.55	

**WEST CARROLLTON CITY SCHOOL DISTRICT
MONTGOMERY COUNTY, OHIO**

NOTES TO THE BASIC FINANCIAL STATEMENTS
FOR THE FISCAL YEAR ENDED JUNE 30, 2017

NOTE 7 - RECEIVABLES

Receivables at June 30, 2017 consisted of property taxes, payment in lieu of taxes, accounts (billings for user charged services and student fees), accrued interest and intergovernmental grants and entitlements. All receivables are considered collectible in full due to the ability to foreclose for the nonpayment of taxes, the stable condition of State programs and the current year guarantee of federal funds. Receivables have been disaggregated on the face of the basic financial statements. All receivables are expected to be collected in the subsequent year.

NOTE 8 - CAPITAL ASSETS

Capital asset activity for the fiscal year ended June 30, 2017 was as follows:

	Balance <u>06/30/16</u>	Additions	Disposals	Balance <u>06/30/17</u>
Governmental activities:				
<i>Capital assets, not being depreciated:</i>				
Land	\$ 572,938	\$ -	\$ -	\$ 572,938
Construction in progress	<u>288,879</u>	<u>889,136</u>	<u>(747,635)</u>	<u>430,380</u>
Total capital assets, not being depreciated	<u>861,817</u>	<u>889,136</u>	<u>(747,635)</u>	<u>1,003,318</u>
<i>Capital assets, being depreciated:</i>				
Land improvements	4,030,918	24,947	-	4,055,865
Buildings and improvements	36,145,307	556,066	-	36,701,373
Furniture and equipment	6,521,989	408,955	(12,818)	6,918,126
Vehicles	<u>2,721,743</u>	<u>106,636</u>	<u>(95,609)</u>	<u>2,732,770</u>
Total capital assets, being depreciated	<u>49,419,957</u>	<u>1,096,604</u>	<u>(108,427)</u>	<u>50,408,134</u>
<i>Less: accumulated depreciation</i>				
Land improvements	(2,763,286)	(93,088)	-	(2,856,374)
Buildings and improvements	(25,295,123)	(990,477)	-	(26,285,600)
Furniture and equipment	(5,069,920)	(186,312)	12,818	(5,243,414)
Vehicles	<u>(2,238,441)</u>	<u>(113,931)</u>	<u>95,609</u>	<u>(2,256,763)</u>
Total accumulated depreciation	<u>(35,366,770)</u>	<u>(1,383,808)</u>	<u>108,427</u>	<u>(36,642,151)</u>
Governmental activities capital assets, net	<u>\$ 14,915,004</u>	<u>\$ 601,932</u>	<u>\$ (747,635)</u>	<u>\$ 14,769,301</u>

**WEST CARROLLTON CITY SCHOOL DISTRICT
MONTGOMERY COUNTY, OHIO**

NOTES TO THE BASIC FINANCIAL STATEMENTS
FOR THE FISCAL YEAR ENDED JUNE 30, 2017

NOTE 8 - CAPITAL ASSETS - (Continued)

Depreciation expense was charged to governmental functions as follows:

<u>Instruction:</u>		
Regular	\$ 453,843	
Special	15,369	
Vocational	640	
Other	5,592	
<u>Support services:</u>		
Pupil	6,904	
Instructional staff	7,175	
Board of education	91	
Administration	8,454	
Fiscal	2,162	
Business	1,426	
Operations and maintenance	52,421	
Pupil transportation	443,760	
Central	570	
Operation of non-instructional services	267	
Extracurricular activities	282,376	
Food service operations	<u>102,758</u>	
Total depreciation expense	<u>\$ 1,383,808</u>	

NOTE 9 - LONG-TERM OBLIGATIONS

A. During the fiscal year 2017, the following activity occurred in governmental activities long-term obligations.

	<u>Issued</u>	<u>Due</u>	<u>Interest Rate</u>	<u>Balance 06/30/16</u>	<u>Increase</u>	<u>Decrease</u>	<u>Balance 06/30/17</u>	<u>Amount Due in One Year</u>
Qualified school construction bonds	2010	2025	5.25%	\$ 1,260,000	\$ -	\$ (140,000)	\$ 1,120,000	\$ 140,000
Net pension liability				63,175,170	17,178,125	-	80,353,295	-
Compensated absences				<u>1,371,645</u>	<u>318,783</u>	<u>(295,697)</u>	<u>1,394,731</u>	<u>278,605</u>
Total governmental activities				<u>\$ 65,806,815</u>	<u>\$ 17,496,908</u>	<u>\$ (435,697)</u>	<u>\$ 82,868,026</u>	<u>\$ 418,605</u>

Compensated absences will be paid out of the fund from which the employee is paid, which for the District is primarily the general fund. See Note 12 for more information on the net pension liability.

Qualified School Construction Bonds - Series 2010

On May 28, 2010, the District issued Qualified School Construction Bonds (QSCBs) to finance building construction and improvements. This issue is comprised of current interest term bonds, par value \$2,100,000.

**WEST CARROLLTON CITY SCHOOL DISTRICT
MONTGOMERY COUNTY, OHIO**

NOTES TO THE BASIC FINANCIAL STATEMENTS
FOR THE FISCAL YEAR ENDED JUNE 30, 2017

NOTE 9 - LONG-TERM OBLIGATIONS - (Continued)

These bonds are general obligations of the District for which the full faith and credit of the District is pledged for repayment. Accordingly, such unmatured obligations of the District are accounted for on the statement of net position. Payments of interest relating to this bond are recorded as expenditures in the general fund.

Interest payments on the current interest bonds are due on April 1 and October 1 of each year. The final maturity stated in the issue is October 1, 2024.

For QSCBs, the District receives a direct payment subsidy from the United States Treasury equal to 100% of the lesser of the interest payments on the bonds or the federal tax credits that would otherwise have been available to the holders of the bonds. The District recorded this subsidy from the federal government in the amount of \$62,475 in the general fund.

Principal and interest requirements for the qualified school construction bonds outstanding at June 30, 2017, are as follows:

<u>Fiscal Year</u> <u>Ending June 30,</u>	<u>Qualified School Construction Bonds</u>		
	<u>Principal</u>	<u>Interest</u>	<u>Total</u>
2018	\$ 140,000	\$ 55,125	\$ 195,125
2019	140,000	47,775	187,775
2020	140,000	40,425	180,425
2021	140,000	33,075	173,075
2022	140,000	25,725	165,725
2023 - 2025	<u>420,000</u>	<u>33,075</u>	<u>453,075</u>
Total	<u>\$ 1,120,000</u>	<u>\$ 235,200</u>	<u>\$ 1,355,200</u>

B. Legal Debt Margin

The Ohio Revised Code provides that voted net general obligation debt of the District shall never exceed 9% of the total assessed valuation of the District. The code further provides that unvoted indebtedness shall not exceed 1/10 of 1% of the property valuation of the District. The code additionally states that unvoted indebtedness related to energy conservation debt shall not exceed 9/10 of 1% of the property valuation of the District. The assessed valuation used in determining the District's legal debt margin has been modified by House Bill 530 which became effective March 30, 2006. In accordance with House Bill 530, the assessed valuation used in the District's legal debt margin calculation excluded tangible personal property used in business, telephone or telegraph property, interexchange telecommunications company property, and personal property owned or leased by a railroad company and used in railroad operations. The effects of these debt limitations at June 30, 2017, are a voted debt margin of \$32,439,843 and an unvoted debt margin of \$372,887.

**WEST CARROLLTON CITY SCHOOL DISTRICT
MONTGOMERY COUNTY, OHIO**

**NOTES TO THE BASIC FINANCIAL STATEMENTS
FOR THE FISCAL YEAR ENDED JUNE 30, 2017**

NOTE 10 - OTHER EMPLOYEE BENEFITS

A. Compensated Absences

The criteria for determining vacation and sick leave components are derived from negotiated agreements and State laws. Classified employees earn ten to twenty days of vacation per fiscal year, depending upon length of service. Accumulated, unused vacation time is paid to classified employees and administrators upon termination of employment.

Teachers, administrators and classified employees earn sick leave at the rate of one and one-fourth days per month. Sick leave may be accumulated to a maximum of 335 days for classified personnel and 435 days for certificated personnel. Upon retirement, payment is made for one-fourth of accrued, but unused, sick leave for the first 120 days of accrued but unused sick leave. In addition, an employee is entitled to one-fourth of accrued but unused sick leave in excess of 200 days up to a maximum of 435 days for certified employees and 335 days for classified employees. Certain provisions allow for an employee to receive one-fourth of accrued but unused sick leave between 121 days and 200 days based upon meeting certain years of service requirements.

The District provides a retirement incentive for State Teacher's Retirement System of Ohio (STRS Ohio) employees who have been continuously employed in the District for at least 10 years and who has 31 years of service credit to apply toward pension calculation under STRS Ohio or a teacher who has 25 or 26 years of service and is 55 years of age and otherwise eligible to retire under the rules of the STRS Ohio shall be qualified to receive, in addition to and separate from the severance pay provisions above. Employees who enroll in the early retirement incentive plan must submit written notification to the Board on or before the February 1 of the year of retirement. A one time cash payment of \$10,000 shall be made within the calendar year of the retirement date. One employee took advantage of the early retirement incentive in fiscal year 2017. This one-time cash payment will be made in fiscal year 2018. A liability for the retirement incentive payments has been recorded in the fund financial statements and the statement of net position as a component of "compensated absences payable".

B. Insurance Benefits

The District provides life insurance and accidental death and dismemberment insurance to all employees through Sun Life Assurance Company.

NOTE 11 - RISK MANAGEMENT

A. Comprehensive

The District maintains comprehensive insurance coverage with private carriers for real property, building contents and vehicles. Vehicles policies include liability coverage for bodily injury and property damage. Real property and contents are 90% coinsured.

Settled claims resulting from these risks have not exceeded commercial insurance coverage in any of the past three fiscal years. There has been no significant reduction in amounts of insurance coverage from fiscal year 2016.

**WEST CARROLLTON CITY SCHOOL DISTRICT
MONTGOMERY COUNTY, OHIO**

NOTES TO THE BASIC FINANCIAL STATEMENTS
FOR THE FISCAL YEAR ENDED JUNE 30, 2017

NOTE 11 - RISK MANAGEMENT - (Continued)

B. Workers' Compensation

The District participates in the Ohio School Boards Association Workers' Compensation Group Rating Plan (GRP), an insurance purchasing pool. The intent of the GRP is to achieve the benefit of a reduced premium for the District by virtue of its grouping and representation with other participants in the GRP. The workers' compensation experience of the participating Districts is calculated as on experience and a common premium rate is applied to all Districts in the GRP. Each participant pays its workers' compensation premium to the State based on the rate for the group rather than its individual rate. Total savings are then calculated and each participant's individual performance is compared to the overall savings percentage of the GRP. Participation in the GRP is limited to Districts that can meet the GRP's selection criteria. The firm of CompManagement provides administrative, cost control and actuarial services to the GRP.

C. Employee Health and Dental Benefits

The District provides employee health and dental insurance through Anthem as part of an insurance purchasing pool with the Southwestern Ohio Educational Purchasing Council.

NOTE 12 - DEFINED BENEFIT PENSION PLANS

Net Pension Liability

The net pension liability reported on the statement of net position represents a liability to employees for pensions. Pensions are a component of exchange transactions—between an employer and its employees—of salaries and benefits for employee services. Pensions are provided to an employee—on a deferred-payment basis—as part of the total compensation package offered by an employer for employee services each financial period. The obligation to sacrifice resources for pensions is a present obligation because it was created as a result of employment exchanges that already have occurred.

The net pension liability represents the District's proportionate share of each pension plan's collective actuarial present value of projected benefit payments attributable to past periods of service, net of each pension plan's fiduciary net position. The net pension liability calculation is dependent on critical long-term variables, including estimated average life expectancies, earnings on investments, cost of living adjustments and others. While these estimates use the best information available, unknowable future events require adjusting this estimate annually.

The Ohio Revised Code limits the District's obligation for this liability to annually required payments. The District cannot control benefit terms or the manner in which pensions are financed; however, the District does receive the benefit of employees' services in exchange for compensation including pension.

GASB 68 assumes the liability is solely the obligation of the employer, because (1) they benefit from employee services; and (2) State statute requires all funding to come from these employers. All contributions to date have come solely from these employers (which also includes costs paid in the form of withholdings from employees). State statute requires the pension plans to amortize unfunded liabilities within 30 years. If the amortization period exceeds 30 years, each pension plan's board must propose corrective action to the State legislature. Any resulting legislative change to benefits or funding could significantly affect the net pension liability. Resulting adjustments to the net pension liability would be effective when the changes are legally enforceable.

**WEST CARROLLTON CITY SCHOOL DISTRICT
MONTGOMERY COUNTY, OHIO**

NOTES TO THE BASIC FINANCIAL STATEMENTS
FOR THE FISCAL YEAR ENDED JUNE 30, 2017

NOTE 12 - DEFINED BENEFIT PENSION PLANS - (Continued)

The proportionate share of each plan’s unfunded benefits is presented as a long-term *net pension liability* on the accrual basis of accounting. Any liability for the contractually-required pension contribution outstanding at the end of the year is included in *pension and postemployment benefits payable* on both the accrual and modified accrual bases of accounting.

Plan Description - School Employees Retirement System (SERS)

Plan Description –District non-teaching employees participate in SERS, a cost-sharing multiple-employer defined benefit pension plan administered by SERS. SERS provides retirement, disability and survivor benefits, annual cost-of-living adjustments, and death benefits to plan members and beneficiaries. Authority to establish and amend benefits is provided by Ohio Revised Code Chapter 3309. SERS issues a publicly available, stand-alone financial report that includes financial statements, required supplementary information and detailed information about SERS’ fiduciary net position. That report can be obtained by visiting the SERS website at www.ohsers.org under Employers/Audit Resources.

Age and service requirements for retirement are as follows:

	Eligible to Retire on or before August 1, 2017 *	Eligible to Retire after August 1, 2017
Full Benefits	Any age with 30 years of service credit	Age 67 with 10 years of service credit; or Age 57 with 30 years of service credit
Actuarially Reduced Benefits	Age 60 with 5 years of service credit Age 55 with 25 years of service credit	Age 62 with 10 years of service credit; or Age 60 with 25 years of service credit

* Members with 25 years of service credit as of August 1, 2017, will be included in this plan.

Annual retirement benefits are calculated based on final average salary multiplied by a percentage that varies based on year of service; 2.2 percent for the first thirty years of service and 2.5 percent for years of service credit over 30. Final average salary is the average of the highest three years of salary.

One year after an effective benefit date, a benefit recipient is entitled to a three percent cost-of-living adjustment (COLA). This same COLA is added each year to the base benefit amount on the anniversary date of the benefit.

Funding Policy – Plan members are required to contribute 10 percent of their annual covered salary and the District is required to contribute 14 percent of annual covered payroll. The contribution requirements of plan members and employers are established and may be amended by the SERS’ Retirement Board up to statutory maximum amounts of 10 percent for plan members and 14 percent for employers. The Retirement Board, acting with the advice of the actuary, allocates the employer contribution rate among four of the System’s funds (Pension Trust Fund, Death Benefit Fund, Medicare B Fund, and Health Care Fund). For the fiscal year ended June 30, 2017, the entire 14 percent was allocated to pension, death benefits, and Medicare B and no portion of the employer contribution rate was allocated to the Health Care Fund.

The District’s contractually required contribution to SERS was \$889,995 for fiscal year 2017. Of this amount, \$57,158 is reported as pension and postemployment benefits payable.

**WEST CARROLLTON CITY SCHOOL DISTRICT
MONTGOMERY COUNTY, OHIO**

NOTES TO THE BASIC FINANCIAL STATEMENTS
FOR THE FISCAL YEAR ENDED JUNE 30, 2017

NOTE 12 - DEFINED BENEFIT PENSION PLANS - (Continued)

Plan Description - State Teachers Retirement System (STRS)

Plan Description –District licensed teachers and other faculty members participate in STRS Ohio, a cost-sharing multiple-employer public employee retirement system administered by STRS. STRS provides retirement and disability benefits to members and death and survivor benefits to beneficiaries. STRS issues a stand-alone financial report that includes financial statements, required supplementary information and detailed information about STRS’ fiduciary net position. That report can be obtained by writing to STRS, 275 E. Broad St., Columbus, OH 43215-3771, by calling (888) 227-7877, or by visiting the STRS Web site at www.strsoh.org.

New members have a choice of three retirement plans; a Defined Benefit (DB) Plan, a Defined Contribution (DC) Plan and a Combined Plan. Benefits are established by Ohio Revised Code Chapter 3307. The DB plan offers an annual retirement allowance based on final average salary multiplied by a percentage that varies based on years of service. Effective August 1, 2015, the calculation will be 2.2 percent of final average salary for the five highest years of earnings multiplied by all years of service. With certain exceptions, the basic benefit is increased each year by two percent of the original base benefit. For members retiring August 1, 2013, or later, the first two percent is paid on the fifth anniversary of the retirement benefit. Members are eligible to retire at age 60 with five years of qualifying service credit, or age 55 with 25 years of service, or 30 years of service regardless of age. Age and service requirements for retirement will increase effective August 1, 2015, and will continue to increase periodically until they reach age 60 with 35 years of service or age 65 with five years of service on August 1, 2026.

The DC Plan allows members to place all their member contributions and 9.5 percent of the 14 percent employer contributions into an investment account. Investment allocation decisions are determined by the member. The remaining 4.5 percent of the 14 percent employer rate is allocated to the defined benefit unfunded liability. A member is eligible to receive a retirement benefit at age 50 and termination of employment. The member may elect to receive a lifetime monthly annuity or a lump sum withdrawal.

The Combined Plan offers features of both the DB Plan and the DC Plan. In the Combined Plan, member contributions are allocated among investment choices by the member, and employer contributions are used to fund the defined benefit payment at a reduced level from the regular DB Plan. The defined benefit portion of the Combined Plan payment is payable to a member on or after age 60 with five years of services. The defined contribution portion of the account may be taken as a lump sum payment or converted to a lifetime monthly annuity at age 50.

New members who choose the DC plan or Combined Plan will have another opportunity to reselect a permanent plan during their fifth year of membership. Members may remain in the same plan or transfer to another STRS plan. The optional annuitization of a member’s defined contribution account or the defined contribution portion of a member’s Combined Plan account to a lifetime benefit results in STRS bearing the risk of investment gain or loss on the account. STRS has therefore included all three plan options as one defined benefit plan for GASB 68 reporting purposes.

A DB or Combined Plan member with five or more years of credited service who is determined to be disabled may qualify for a disability benefit. Eligible survivors of members who die before service retirement may qualify for monthly benefits. New members on or after July 1, 2013, must have at least ten years of qualifying service credit that apply for disability benefits. Members in the DC Plan who become disabled are entitled only to their account balance. If a member of the DC Plan dies before retirement benefits begin, the member’s designated beneficiary is entitled to receive the member’s account balance.

**WEST CARROLLTON CITY SCHOOL DISTRICT
MONTGOMERY COUNTY, OHIO**

NOTES TO THE BASIC FINANCIAL STATEMENTS
FOR THE FISCAL YEAR ENDED JUNE 30, 2017

NOTE 12 - DEFINED BENEFIT PENSION PLANS - (Continued)

Funding Policy – Employer and member contribution rates are established by the State Teachers Retirement Board and limited by Chapter 3307 of the Ohio Revised Code. For the fiscal year ended June 30, 2017, plan members were required to contribute 14 percent of their annual covered salary. The District was required to contribute 14 percent; the entire 14 percent was the portion used to fund pension obligations. The fiscal year 2017 contribution rates were equal to the statutory maximum rates.

The District’s contractually required contribution to STRS was \$2,818,206 for fiscal year 2017. Of this amount, \$486,940 is reported as pension and postemployment benefits payable.

Pension Liabilities, Pension Expense, and Deferred Outflows of Resources and Deferred Inflows of Resources Related to Pensions

The net pension liability was measured as of June 30, 2016, and the total pension liability used to calculate the net pension liability was determined by an actuarial valuation as of that date. The District's proportion of the net pension liability was based on the District's share of contributions to the pension plan relative to the contributions of all participating entities. Following is information related to the proportionate share and pension expense:

	<u>SERS</u>	<u>STRS</u>	<u>Total</u>
Proportion of the net pension liability prior measurement date	0.21408180%	0.18438802%	
Proportion of the net pension liability current measurement date	<u>0.21826550%</u>	<u>0.19232888%</u>	
Change in proportionate share	<u>0.00418370%</u>	<u>0.00794086%</u>	
Proportionate share of the net pension liability	\$ 15,975,021	\$ 64,378,274	\$ 80,353,295
Pension expense	\$ 1,748,204	\$ 5,529,110	\$ 7,277,314

At June 30, 2017, the District reported deferred outflows of resources and deferred inflows of resources related to pensions from the following sources:

	<u>SERS</u>	<u>STRS</u>	<u>Total</u>
Deferred outflows of resources			
Differences between expected and actual experience	\$ 215,468	\$ 2,601,192	\$ 2,816,660
Net difference between projected and actual earnings on pension plan investments	1,317,707	5,345,125	6,662,832
Changes of assumptions	1,066,420	-	1,066,420
Difference between District contributions and proportionate share of contributions/ change in proportionate share	204,271	2,507,520	2,711,791
District contributions subsequent to the measurement date	<u>889,995</u>	<u>2,818,206</u>	<u>3,708,201</u>
Total deferred outflows of resources	<u>\$ 3,693,861</u>	<u>\$13,272,043</u>	<u>\$16,965,904</u>

**WEST CARROLLTON CITY SCHOOL DISTRICT
MONTGOMERY COUNTY, OHIO**

NOTES TO THE BASIC FINANCIAL STATEMENTS
FOR THE FISCAL YEAR ENDED JUNE 30, 2017

NOTE 12 - DEFINED BENEFIT PENSION PLANS - (Continued)

\$3,708,201 reported as deferred outflows of resources related to pension resulting from District contributions subsequent to the measurement date will be recognized as a reduction of the net pension liability in the year ending June 30, 2018. Other amounts reported as deferred outflows of resources and deferred inflows of resources related to pension will be recognized in pension expense as follows:

Fiscal Year Ending June 30:	<u>SERS</u>	<u>STRS</u>	<u>Total</u>
2018	\$ 730,308	\$ 1,943,957	\$ 2,674,265
2019	729,360	1,943,957	2,673,317
2020	965,411	3,995,029	4,960,440
2021	<u>378,787</u>	<u>2,570,894</u>	<u>2,949,681</u>
Total	<u>\$ 2,803,866</u>	<u>\$ 10,453,837</u>	<u>\$ 13,257,703</u>

Actuarial Assumptions - SERS

SERS' total pension liability was determined by their actuaries in accordance with GASB Statement No. 67, as part of their annual actuarial valuation for each defined benefit retirement plan. Actuarial valuations of an ongoing plan involve estimates of the value of reported amounts (e.g., salaries, credited service) and assumptions about the probability of occurrence of events far into the future (e.g., mortality, disabilities, retirements, employment termination). Actuarially determined amounts are subject to continual review and potential modifications, as actual results are compared with past expectations and new estimates are made about the future.

Projections of benefits for financial reporting purposes are based on the substantive plan (the plan as understood by the employers and plan members) and include the types of benefits provided at the time of each valuation and the historical pattern of sharing benefit costs between the employers and plan members to that point. The projection of benefits for financial reporting purposes does not explicitly incorporate the potential effects of legal or contractual funding limitations.

Actuarial calculations reflect a long-term perspective. For a newly hired employee, actuarial calculations will take into account the employee's entire career with the employer and also take into consideration the benefits, if any, paid to the employee after termination of employment until the death of the employee and any applicable contingent annuitant. In many cases actuarial calculations reflect several decades of service with the employer and the payment of benefits after termination.

Key methods and assumptions used in calculating the total pension liability in the latest actuarial valuation, prepared as of June 30, 2016, are presented below:

Wage Inflation	3.00 percent
Future Salary Increases, including inflation	3.50 percent to 18.20 percent
COLA or Ad Hoc COLA	3 percent
Investment Rate of Return	7.50 percent net of investments expense, including inflation
Actuarial Cost Method	Entry Age Normal (level percent of payroll)

**WEST CARROLLTON CITY SCHOOL DISTRICT
MONTGOMERY COUNTY, OHIO**

NOTES TO THE BASIC FINANCIAL STATEMENTS
FOR THE FISCAL YEAR ENDED JUNE 30, 2017

NOTE 12 - DEFINED BENEFIT PENSION PLANS - (Continued)

For post-retirement mortality, the table used in evaluating allowances to be paid is the RP-2014 Blue Collar Mortality Table with fully generational projection and Scale BB, with 120% of male rates and 110% of female rates used. The RP-2000 Disabled Mortality Table with 90% for male rates and 100% for female rates set back five years is used for the period after disability retirement. Special mortality tables are used for the period after disability retirement.

The actuarial assumptions used in the June 30, 2016 valuation were based on the results of an experience study that was completed June 30, 2015. As a result of the actuarial experience study, the following changes of assumptions affected the total pension liability since the prior measurement date: (a) the assumed rate of inflation was reduced from 3.25% to 3.00%, (b) payroll growth assumption was reduced from 4.00% to 3.50%, (c) assumed real wage growth was reduced from 0.75% to 0.50%, (d) Rates of withdrawal, retirement and disability were updated to reflect recent experience, (e) mortality among active members was updated to RP-2014 Blue Collar Mortality Table with fully generational projection and a five year age set-back for both males and females, (f) mortality among service retired members, and beneficiaries was updated to the following RP-2014 Blue Collar Mortality Table with fully generational projection with Scale BB, 120% of male rates, and 110% of female rates and (g) mortality among disable member was updated to RP-2000 Disabled Mortality Table, 90% for male rates and 100% for female rates, set back five years is used for the period after disability retirement.

The long-term return expectation for the Pension Plan Investments has been determined using a building-block approach and assumes a time horizon, as defined in SERS' *Statement of Investment Policy*. A forecasted rate of inflation serves as the baseline for the return expectation. Various real return premiums over the baseline inflation rate have been established for each asset class. The long-term expected nominal rate of return has been determined by calculating a weighted averaged of the expected real return premiums for each asset class, adding the projected inflation rate, and adding the expected return from rebalancing uncorrelated asset classes.

The target allocation and best estimates of arithmetic real rates of return for each major assets class are summarized in the following table:

<u>Asset Class</u>	<u>Target Allocation</u>	<u>Long-Term Expected Real Rate of Return</u>
Cash	1.00 %	0.50 %
US Equity	22.50	4.75
International Equity	22.50	7.00
Fixed Income	19.00	1.50
Private Equity	10.00	8.00
Real Assets	15.00	5.00
Multi-Asset Strategies	<u>10.00</u>	3.00
Total	<u>100.00 %</u>	

**WEST CARROLLTON CITY SCHOOL DISTRICT
MONTGOMERY COUNTY, OHIO**

NOTES TO THE BASIC FINANCIAL STATEMENTS
FOR THE FISCAL YEAR ENDED JUNE 30, 2017

NOTE 12 - DEFINED BENEFIT PENSION PLANS - (Continued)

Discount Rate - The total pension liability was calculated using the discount rate of 7.50 percent. The projection of cash flows used to determine the discount rate assumed the contributions from employers and from the members would be computed based on contribution requirements as stipulated by State statute. Projected inflows from investment earning were calculated using the long-term assumed investment rate of return (7.50 percent). Based on those assumptions, the plan's fiduciary net position was projected to be available to make all future benefit payments of current plan members. Therefore, the long-term expected rate of return on pension plan investments was applied to all periods of projected benefits to determine the total pension liability.

Sensitivity of the District's Proportionate Share of the Net Pension Liability to Changes in the Discount Rate - Net pension liability is sensitive to changes in the discount rate, and to illustrate the potential impact the following table presents the net pension liability calculated using the discount rate of 7.50 percent, as well as what each plan's net pension liability would be if it were calculated using a discount rate that is one percentage point lower (6.50 percent), or one percentage point higher (8.50 percent) than the current rate.

	1% Decrease (6.50%)	Current Discount Rate (7.50%)	1% Increase (8.50%)
District's proportionate share of the net pension liability	\$ 21,149,932	\$ 15,975,021	\$ 11,643,405

Actuarial Assumptions - STRS

The total pension liability in the June 30, 2016, actuarial valuation was determined using the following actuarial assumptions, applied to all periods included in the measurement:

Inflation	2.75 percent
Projected salary increases	2.75 percent at age 70 to 12.25 percent at age 20
Investment Rate of Return	7.75 percent, net of investment expenses
Cost-of-Living Adjustments (COLA)	2 percent simple applied as follows: for members retiring before August 1, 2013, 2 percent per year; for members retiring August 1, 2013, or later, 2 percent COLA paid on fifth anniversary of retirement date.

Mortality rates were based on the RP-2000 Combined Mortality Table (Projection 2022—Scale AA) for Males and Females. Males' ages are set-back two years through age 89 and no set-back for age 90 and above. Females younger than age 80 are set back four years, one year set back from age 80 through 89 and not set back from age 90 and above.

Actuarial assumptions used in the June 30, 2016, valuation are based on the results of an actuarial experience study, effective July 1, 2012.

STRS Ohio's investment consultant develops an estimated range for the investment return assumption based on the target allocation adopted by the Retirement Board. The target allocation and long-term expected rate of return for each major asset class are summarized as follows:

**WEST CARROLLTON CITY SCHOOL DISTRICT
MONTGOMERY COUNTY, OHIO**

NOTES TO THE BASIC FINANCIAL STATEMENTS
FOR THE FISCAL YEAR ENDED JUNE 30, 2017

NOTE 12 - DEFINED BENEFIT PENSION PLANS - (Continued)

<u>Asset Class</u>	<u>Target Allocation</u>	<u>Long Term Expected Real Rate of Return *</u>
Domestic Equity	31.00 %	8.00 %
International Equity	26.00	7.85
Alternatives	14.00	8.00
Fixed Income	18.00	3.75
Real Estate	10.00	6.75
Liquidity Reserves	1.00	3.00
Total	100.00 %	7.61 %

* 10-Year annualized geometric nominal returns, which include the real rate of return and inflation of 2.50% and does not include investment expenses. The total fund long-term expected return reflects diversification among the asset classes and therefore is not a weighted average return of the individual asset classes.

Discount Rate - The discount rate used to measure the total pension liability was 7.75 percent as of June 30, 2016. The projection of cash flows used to determine the discount rate assumes member and employer contributions will be made at the statutory contribution rates in accordance with rate increases described above. For this purpose, only employer contributions that are intended to fund benefits of current plan members and their beneficiaries are included. Projected employer contributions that are intended to fund the service costs of future plan members and their beneficiaries, as well as projected contributions from future plan members, are not included. Based on those assumptions, STRS' fiduciary net position was projected to be available to make all projected future benefit payments to current plan members as of June 30, 2016. Therefore, the long-term expected rate of return on pension plan investments of 7.75 percent was applied to all periods of projected benefit payment to determine the total pension liability as of June 30, 2016.

Sensitivity of the District's Proportionate Share of the Net Pension Liability to Changes in the Discount Rate - The following table presents the District's proportionate share of the net pension liability calculated using the current period discount rate assumption of 7.75 percent, as well as what the District's proportionate share of the net pension liability would be if it were calculated using a discount rate that is one-percentage-point lower (6.75 percent) or one-percentage-point higher (8.75 percent) than the current rate:

	<u>1% Decrease (6.75%)</u>	<u>Current Discount Rate (7.75%)</u>	<u>1% Increase (8.75%)</u>
District's proportionate share of the net pension liability	\$ 85,553,494	\$ 64,378,274	\$ 46,515,727

Changes Between Measurement Date and Report Date - In March 2017, the STRS Board adopted certain assumption changes which impacted their annual actuarial valuation prepared as of July 1, 2016. The most significant changes are a reduction in the expected investment return to 7.45% from 7.75% and a change to updated generational mortality tables. Although the exact amount of these changes is not known, the impact to the District's net pension liability is expected to be significant.

**WEST CARROLLTON CITY SCHOOL DISTRICT
MONTGOMERY COUNTY, OHIO**

NOTES TO THE BASIC FINANCIAL STATEMENTS
FOR THE FISCAL YEAR ENDED JUNE 30, 2017

NOTE 13 - POSTEMPLOYMENT BENEFITS

A. School Employees Retirement System

Health Care Plan Description - The District contributes to the SERS Health Care Fund, administered by SERS for non-certificated retirees and their beneficiaries. For GASB 45 purposes, this plan is considered a cost-sharing, multiple-employer, defined benefit other postemployment benefit (OPEB) plan. The Health Care Plan includes hospitalization and physicians' fees through several types of plans including HMO's, PPO's, Medicare Advantage, and traditional indemnity plans as well as a prescription drug program. The financial report of the Plan is included in the SERS Comprehensive Annual Financial Report which can be obtained on SERS' website at www.ohsers.org under Employers/Audit Resources.

Access to health care for retirees and beneficiaries is permitted in accordance with Section 3309 of the Ohio Revised Code. The Health Care Fund was established and is administered in accordance with Internal Revenue Code Section 105(e). SERS' Retirement Board reserves the right to change or discontinue any health plan or program. Health care is financed through a combination of employer contributions and retiree premiums, copays and deductibles on covered health care expenses, investment returns, and any funds received as a result of SERS' participation in Medicare programs. Active employee members do not contribute to the Health Care Plan. Retirees and their beneficiaries are required to pay a health care premium that varies depending on the plan selected, number of qualified years of service, Medicare eligibility and retirement status.

Funding Policy - State statute permits SERS to fund the health care benefits through employer contributions. Each year, after the allocation for statutorily required basic benefits, the Retirement Board allocates the remainder of the employer contribution of 14 percent of covered payroll to the Health Care Fund. For fiscal year 2017, none of the employer contribution was allocated to health care. In addition, employers pay a surcharge for employees earning less than an actuarially determined minimum compensation amount, pro-rated according to service credit earned. For fiscal year 2017, this amount was \$23,500. Statutes provide that no employer shall pay a health care surcharge greater than 2 percent of that employer's SERS-covered payroll; nor may SERS collect in aggregate more than 1.5 percent of the total statewide SERS-covered payroll for the health care surcharge. For fiscal year 2017, the District's surcharge obligation was \$110,488.

The District's contributions for health care, including the surcharge, for the fiscal years ended June 30, 2017, 2016, and 2015 were \$110,488, \$111,619, and \$159,188, respectively. The fiscal year 2017 amount has been reported as pension and postemployment benefits payable. The full amount has been contributed for fiscal years 2016 and 2015.

B. State Teachers Retirement System

Plan Description - The District participates in the cost-sharing multiple-employer defined benefit Health Plan administered by the State Teachers Retirement System of Ohio (STRS) for eligible retirees who participated in the defined benefit or combined pension plans offered by STRS. Ohio law authorizes STRS to offer this plan. Benefits include hospitalization, physicians' fees, prescription drugs and reimbursement of monthly Medicare Part B premiums. The Plan is included in the report of STRS which can be obtained by visiting www.strsoh.org or by calling (888) 227-7877.

**WEST CARROLLTON CITY SCHOOL DISTRICT
MONTGOMERY COUNTY, OHIO**

**NOTES TO THE BASIC FINANCIAL STATEMENTS
FOR THE FISCAL YEAR ENDED JUNE 30, 2017**

NOTE 13 - POSTEMPLOYMENT BENEFITS - (Continued)

Funding Policy - Ohio law authorizes STRS Ohio to offer the Plan and gives the Retirement Board authority over how much, if any, of the health care costs will be absorbed by STRS Ohio. Active employee members do not contribute to the Plan. All benefit recipients pay a monthly premium. Under Ohio law, funding for post-employment health care may be deducted from employer contributions. For 2017, STRS Ohio did not allocate any employer contributions to the Health Care Stabilization Fund. The District's did not make any contributions for health care for the fiscal years ended June 30, 2017, 2016 and 2015.

NOTE 14 - BUDGETARY BASIS OF ACCOUNTING

While reporting financial position, results of operations, and changes in fund balance on the basis of generally accepted accounting principles (GAAP), the budgetary basis as provided by law is based upon accounting for certain transactions on a basis of cash receipts and disbursements.

The statement of revenues, expenditures and changes in fund balance - budget and actual (non-GAAP budgetary basis) presented for the general fund is presented on the budgetary basis to provide a meaningful comparison of actual results with the budget. The major differences between the budget basis and the GAAP basis are that:

- (a) Revenues and other financing sources are recorded when received in cash (budget basis) as opposed to when susceptible to accrual (GAAP basis);
- (b) Expenditures and other financing uses are recorded when paid in cash (budget basis) as opposed to when the liability is incurred (GAAP basis);
- (c) In order to determine compliance with Ohio law, and to reserve that portion of the applicable appropriation, total outstanding encumbrances (budget basis) are recorded as the equivalent of an expenditure, as opposed to assigned or committed fund balance for that portion of outstanding encumbrances not already recognized as an account payable (GAAP basis);
- (d) Investments are reported on fair value (GAAP basis) rather than cost (budget basis); and,
- (e) Some funds are included in the general fund (GAAP basis), but have separate legally adopted budgets (budget basis).

**WEST CARROLLTON CITY SCHOOL DISTRICT
MONTGOMERY COUNTY, OHIO**

NOTES TO THE BASIC FINANCIAL STATEMENTS
FOR THE FISCAL YEAR ENDED JUNE 30, 2017

NOTE 14 - BUDGETARY BASIS OF ACCOUNTING - (Continued)

The adjustments necessary to convert the results of operations for the year on the budget basis to the GAAP basis for the general fund is as follows:

Net Change in Fund Balance

	<u>General fund</u>
Budget basis	\$ (153,980)
Net adjustment for revenue accruals	322,326
Net adjustment for expenditure accruals	56,332
Net adjustment for other sources/uses	246,738
Funds budgeted elsewhere	17,979
Adjustment for encumbrances	823,044
GAAP basis	<u>\$ 1,312,439</u>

Certain funds that are legally budgeted in separate special revenue funds are considered part of the general fund on a GAAP basis. This includes the uniform school supplies fund and the public school support fund.

NOTE 15 - CONTINGENCIES

A. Grants

The District receives significant financial assistance from numerous federal, State and local agencies in the form of grants. The disbursement of funds received under these programs generally requires compliance with terms and conditions specified in the grant agreements and are subject to audit by the grantor agencies. Any disallowed claims resulting from such audits could become a liability of the District. However, in the opinion of management, any such disallowed claims will not have a material effect on the financial position of the District.

B. Litigation

The District is not party to legal proceedings at June 30, 2017.

NOTE 16 - SET-ASIDES

The District is required by State law to annually set-aside certain general fund revenue amounts, as defined by statutory formula, for the acquisition and construction of capital improvements. Amounts not spent by the end of the fiscal year or offset by similarly restricted resources received during the year must be held in cash at fiscal year-end. This amount must be carried forward to be used for the same purpose in future years. Expenditures exceeding the set-aside requirement may not be carried forward to the next fiscal year.

**WEST CARROLLTON CITY SCHOOL DISTRICT
MONTGOMERY COUNTY, OHIO**

NOTES TO THE BASIC FINANCIAL STATEMENTS
FOR THE FISCAL YEAR ENDED JUNE 30, 2017

NOTE 16 - SET-ASIDES - (Continued)

The following cash-basis information describes the change in the fiscal year-end set-aside amount for capital improvements. Disclosure of this information is required by State statute.

	<u>Capital Improvements</u>
Set-aside balance June 30, 2016	\$ -
Current year set-aside requirement	654,355
Current year qualifying expenditures	(779,087)
Current year offsets	<u>(814,345)</u>
Total	<u>\$ (939,077)</u>
Balance carried forward to fiscal year 2018	<u>\$ -</u>
Set-aside balance June 30, 2017	<u>\$ -</u>

NOTE 17 - OTHER COMMITMENTS

The District utilizes encumbrance accounting as part of its budgetary controls. Encumbrances outstanding at year end may be reported as part of restricted, committed, or assigned classifications of fund balance. At year end, the District's commitments for encumbrances in the governmental funds were as follows:

<u>Fund Type</u>	<u>Year-End Encumbrances</u>
General fund	\$ 692,543
Nonmajor governmental funds	<u>289,118</u>
Total	<u>\$ 981,661</u>

NOTE 18 - TAX ABATEMENTS ENTERED INTO BY OTHER GOVERNMENTS

The City of West Carrollton provides tax abatements through Community Reinvestment Area (CRA) agreements. Under the agreements, various businesses receive the abatement of property taxes in exchange for bringing jobs and economic development to the City. The agreements affect the property tax receipts collected and distributed to the District. Under the agreements, the District's property taxes were reduced by \$92,593 during fiscal year 2017.

THIS PAGE IS INTENTIONALLY LEFT BLANK

REQUIRED SUPPLEMENTARY INFORMATION

**WEST CARROLLTON CITY SCHOOL DISTRICT
MONTGOMERY COUNTY, OHIO**

SCHEDULES OF REQUIRED SUPPLEMENTARY INFORMATION

SCHEDULE OF THE DISTRICT'S PROPORTIONATE SHARE OF
THE NET PENSION LIABILITY
SCHOOL EMPLOYEES RETIREMENT SYSTEM (SERS) OF OHIO

LAST FOUR FISCAL YEARS

	<u>2017</u>	<u>2016</u>	<u>2015</u>	<u>2014</u>
District's proportion of the net pension liability	0.21826550%	0.21408180%	0.21231500%	0.21231500%
District's proportionate share of the net pension liability	\$ 15,975,021	\$ 12,215,715	\$ 10,745,141	\$ 12,625,692
District's covered-employee payroll	\$ 6,589,300	\$ 6,444,977	\$ 6,169,452	\$ 5,943,418
District's proportionate share of the net pension liability as a percentage of its covered-employee payroll	242.44%	189.54%	174.17%	212.43%
Plan fiduciary net position as a percentage of the total pension liability	62.98%	69.16%	71.70%	65.52%

Note: Information prior to 2014 was unavailable. Schedule is intended to show information for 10 years. Additional years will be displayed as they become available.

Amounts presented for each fiscal year were determined as of the District's measurement date which is the prior year-end.

**WEST CARROLLTON CITY SCHOOL DISTRICT
MONTGOMERY COUNTY, OHIO**

SCHEDULES OF REQUIRED SUPPLEMENTARY INFORMATION

SCHEDULE OF THE DISTRICT'S PROPORTIONATE SHARE OF
THE NET PENSION LIABILITY
STATE TEACHERS RETIREMENT SYSTEM (STRS) OF OHIO

LAST FOUR FISCAL YEARS

	<u>2017</u>	<u>2016</u>	<u>2015</u>	<u>2014</u>
District's proportion of the net pension liability	0.19232888%	0.18438802%	0.18026510%	0.18026510%
District's proportionate share of the net pension liability	\$ 64,378,274	\$ 50,959,455	\$ 43,846,711	\$ 52,229,915
District's covered-employee payroll	\$ 20,222,093	\$ 19,237,800	\$ 18,418,115	\$ 17,731,931
District's proportionate share of the net pension liability as a percentage of its covered-employee payroll	318.36%	264.89%	238.06%	294.55%
Plan fiduciary net position as a percentage of the total pension liability	66.80%	72.10%	74.70%	69.30%

Note: Information prior to 2014 was unavailable. Schedule is intended to show information for 10 years. Additional years will be displayed as they become available.

Amounts presented for each fiscal year were determined as of the District's measurement date which is the prior year-end.

**WEST CARROLLTON CITY SCHOOL DISTRICT
MONTGOMERY COUNTY, OHIO**

SCHEDULES OF REQUIRED SUPPLEMENTARY INFORMATION

SCHEDULE OF DISTRICT CONTRIBUTIONS
SCHOOL EMPLOYEES RETIREMENT SYSTEM (SERS) OF OHIO

	LAST TEN FISCAL YEARS			
	<u>2017</u>	<u>2016</u>	<u>2015</u>	<u>2014</u>
Contractually required contribution	\$ 889,995	\$ 922,502	\$ 849,448	\$ 855,086
Contributions in relation to the contractually required contribution	<u>(889,995)</u>	<u>(922,502)</u>	<u>(849,448)</u>	<u>(855,086)</u>
Contribution deficiency (excess)	<u>\$ -</u>	<u>\$ -</u>	<u>\$ -</u>	<u>\$ -</u>
District's covered-employee payroll	\$ 6,357,107	\$ 6,589,300	\$ 6,444,977	\$ 6,169,452
Contributions as a percentage of covered-employee payroll	14.00%	14.00%	13.18%	13.86%

<u>2013</u>	<u>2012</u>	<u>2011</u>	<u>2010</u>	<u>2009</u>	<u>2008</u>
\$ 822,569	\$ 816,350	\$ 778,362	\$ 789,062	\$ 557,949	\$ 529,726
<u>(822,569)</u>	<u>(816,350)</u>	<u>(778,362)</u>	<u>(789,062)</u>	<u>(557,949)</u>	<u>(529,726)</u>
<u>\$ -</u>	<u>\$ -</u>	<u>\$ -</u>	<u>\$ -</u>	<u>\$ -</u>	<u>\$ -</u>
\$ 5,943,418	\$ 6,069,517	\$ 6,192,220	\$ 5,827,637	\$ 5,670,213	\$ 5,394,358
13.84%	13.45%	12.57%	13.54%	9.84%	9.82%

**WEST CARROLLTON CITY SCHOOL DISTRICT
MONTGOMERY COUNTY, OHIO**

SCHEDULES OF REQUIRED SUPPLEMENTARY INFORMATION

SCHEDULE OF DISTRICT CONTRIBUTIONS
STATE TEACHERS RETIREMENT SYSTEM (STRS) OF OHIO

	LAST TEN FISCAL YEARS			
	<u>2017</u>	<u>2016</u>	<u>2015</u>	<u>2014</u>
Contractually required contribution	\$ 2,818,206	\$ 2,831,093	\$ 2,693,292	\$ 2,394,355
Contributions in relation to the contractually required contribution	<u>(2,818,206)</u>	<u>(2,831,093)</u>	<u>(2,693,292)</u>	<u>(2,394,355)</u>
Contribution deficiency (excess)	<u>\$ -</u>	<u>\$ -</u>	<u>\$ -</u>	<u>\$ -</u>
District's covered-employee payroll	\$ 20,130,043	\$ 20,222,093	\$ 19,237,800	\$ 18,418,115
Contributions as a percentage of covered-employee payroll	14.00%	14.00%	14.00%	13.00%

<u>2013</u>	<u>2012</u>	<u>2011</u>	<u>2010</u>	<u>2009</u>	<u>2008</u>
\$ 2,305,151	\$ 2,423,648	\$ 2,522,511	\$ 2,315,087	\$ 2,218,510	\$ 2,142,930
<u>(2,305,151)</u>	<u>(2,423,648)</u>	<u>(2,522,511)</u>	<u>(2,315,087)</u>	<u>(2,218,510)</u>	<u>(2,142,930)</u>
<u>\$ -</u>	<u>\$ -</u>	<u>\$ -</u>	<u>\$ -</u>	<u>\$ -</u>	<u>\$ -</u>
\$ 17,731,931	\$ 18,643,446	\$ 19,403,931	\$ 17,808,362	\$ 17,065,462	\$ 16,484,077
13.00%	13.00%	13.00%	13.00%	13.00%	13.00%

**WEST CARROLLTON CITY SCHOOL DISTRICT
MONTGOMERY COUNTY, OHIO**

NOTES TO REQUIRED SUPPLEMENTARY INFORMATION
FOR THE FISCAL YEAR ENDED JUNE 30, 2017

SCHOOL EMPLOYEES RETIREMENT SYSTEM (SERS) OF OHIO

Changes in benefit terms: There were no changes in benefit terms from the amounts reported for fiscal years 2014-2017.

Changes in assumptions: There were no changes in methods and assumptions used in the calculation of actuarial determined contributions for fiscal years 2014-2016. For fiscal year 2017, the following changes of assumptions affected the total pension liability since the prior measurement date: (a) the assumed rate of inflation was reduced from 3.25% to 3.00%, (b) payroll growth assumption was reduced from 4.00% to 3.50%, (c) assumed real wage growth was reduced from 0.75% to 0.50%, (d) Rates of withdrawal, retirement and disability were updated to reflect recent experience, (e) mortality among active members was updated to RP-2014 Blue Collar Mortality Table with fully generational projection and a five year age set-back for both males and females, (f) mortality among service retired members, and beneficiaries was updated to the following RP-2014 Blue Collar Mortality Table with fully generational projection with Scale BB, 120% of male rates, and 110% of female rates and (g) mortality among disable member was updated to RP-2000 Disabled Mortality Table, 90% for male rates and 100% for female rates, set back five years is used for the period after disability retirement.

STATE TEACHERS RETIREMENT SYSTEM (STRS) OF OHIO

Changes in benefit terms: There were no changes in benefit terms from the amounts reported for fiscal years 2014-2017.

Changes in assumptions: There were no changes in methods and assumptions used in the calculation of actuarial determined contributions for fiscal years 2014-2017. See the notes to the basic financial statements for the methods and assumptions in this calculation.

**WEST CARROLLTON CITY SCHOOL DISTRICT
MONTGOMERY COUNTY**

**SCHEDULE OF RECEIPTS AND EXPENDITURES OF FEDERAL AWARDS
FOR THE FISCAL YEAR ENDED JUNE 30, 2017**

FEDERAL GRANTOR Pass Through Grantor Program / Cluster Title	Federal CFDA Number	Pass Through Entity Identifying Number	Total Federal Expenditures	Non-Cash Federal Expenditures	Total Federal Receipts	Non-Cash Federal Receipts
U.S. DEPARTMENT OF AGRICULTURE						
<i>Passed Through Ohio Department of Education</i>						
Child Nutrition Cluster						
School Breakfast Program	10.553	N/A	\$499,346	\$35,698	\$499,346	\$35,698
National School Lunch Program	10.555	N/A	1,019,126	107,093	1,019,126	107,093
Special Milk Program for Children	10.556	N/A	3,648		3,648	
Total Child Nutrition Cluster			<u>1,522,120</u>	<u>142,791</u>	<u>1,522,120</u>	<u>142,791</u>
Total U.S. Department of Agriculture			<u>1,522,120</u>	<u>142,791</u>	<u>1,522,120</u>	<u>142,791</u>
U.S. DEPARTMENT OF EDUCATION						
<i>Passed Through Ohio Department of Education</i>						
Title I Grants to Local Educational Agencies	84.010	S010A160035	1,311,324		1,309,649	
Special Education Cluster						
Special Education_Grants to States	84.027	H027A150111	772,617		767,476	
Special Education_Preschool Grants	84.173	N/A	34,181		34,045	
Total Special Education Cluster			<u>806,798</u>		<u>801,521</u>	
Supporting Effective Instruction State Grants	84.367	S367A160034	81,176		80,577	
English Language Acquisition State Grants	84.365	S365A160035	39,146		38,931	
Total U.S. Department of Education			<u>2,238,444</u>		<u>2,230,678</u>	
Total Receipts and Expenditures of Federal Awards			<u>\$3,760,564</u>	<u>\$142,791</u>	<u>\$3,752,798</u>	<u>\$142,791</u>

The accompanying notes are an integral part of this schedule.

**WEST CARROLLTON CITY SCHOOL DISTRICT
MONTGOMERY COUNTY**

**NOTES TO THE SCHEDULE OF RECEIPTS AND EXPENDITURES OF FEDERAL AWARDS
2 CFR 200.510(b)(6)
FOR THE FISCAL YEAR ENDED JUNE 30, 2017**

NOTE A – BASIS OF PRESENTATION

The accompanying Schedule of Receipts and Expenditures of Federal Awards (the Schedule) includes the federal award activity of West Carrollton City School District (the District) under programs of the federal government for the year ended June 30, 2017. The information on this Schedule is prepared in accordance with the requirements of Title 2 U.S. Code of Federal Regulations Part 200, *Uniform Administrative Requirements, Cost Principles, and Audit Requirements for Federal Awards* (Uniform Guidance). Because the Schedule presents only a selected portion of the operations of the District, it is not intended to and does not present the financial position and changes in net position of the District.

NOTE B – SUMMARY OF SIGNIFICANT ACCOUNTING POLICIES

Expenditures reported on the Schedule are reported on the cash basis of accounting. Such expenditures are recognized following the cost principles contained in Title 2 U.S. Code of Federal Regulations Part 200, *Uniform Administrative Requirements, Cost Principles, and Audit Requirements for Federal Awards*, wherein certain types of expenditures may or may not be allowable or may be limited as to reimbursement. The District has elected not to use the 10-percent de minimis indirect cost rate as allowed under the Uniform Guidance.

NOTE C - CHILD NUTRITION CLUSTER

The District commingles cash receipts from the U.S. Department of Agriculture with similar State grants. When reporting expenditures on this Schedule, the District assumes it expends federal monies first.

NOTE D – FOOD DONATION PROGRAM

The District reports commodities consumed on the Schedule at the entitlement value. The District allocated donated food commodities to the respective programs that benefitted from the use of those donated food commodities.



Dave Yost • Auditor of State

INDEPENDENT AUDITOR'S REPORT ON INTERNAL CONTROL OVER FINANCIAL REPORTING AND ON COMPLIANCE AND OTHER MATTERS REQUIRED BY GOVERNMENT AUDITING STANDARDS

West Carrollton City School District
Montgomery County
430 East Pease Avenue
West Carrollton, Ohio 45449

To the Board of Education:

We have audited, in accordance with auditing standards generally accepted in the United States and the Comptroller General of the United States' *Government Auditing Standards*, the financial statements of the governmental activities, the major fund, and the aggregate remaining fund information of West Carrollton City School District, Montgomery County, (the District) as of and for the year ended June 30, 2017, and the related notes to the financial statements, which collectively comprise the District's basic financial statements and have issued our report thereon dated May 8, 2018.

Internal Control Over Financial Reporting

As part of our financial statement audit, we considered the District's internal control over financial reporting (internal control) to determine the audit procedures appropriate in the circumstances to the extent necessary to support our opinions on the financial statements, but not to the extent necessary to opine on the effectiveness of the District's internal control. Accordingly, we have not opined on it.

A *deficiency in internal control* exists when the design or operation of a control does not allow management or employees, when performing their assigned functions, to prevent, or detect and timely correct misstatements. A *material weakness* is a deficiency, or combination of internal control deficiencies resulting in a reasonable possibility that internal control will not prevent or detect and timely correct a material misstatement of the District's financial statements. A *significant deficiency* is a deficiency, or a combination of deficiencies, in internal control that is less severe than a material weakness, yet important enough to merit attention by those charged with governance.

Our consideration of internal control was for the limited purpose described in the first paragraph of this section and was not designed to identify all internal control deficiencies that might be material weaknesses or significant deficiencies. Therefore, unidentified material weaknesses or significant deficiencies may exist. We did identify a certain deficiency in internal control, described in the accompanying schedule of findings that we consider a material weakness. We consider finding 2017-001 to be a material weakness.

Compliance and Other Matters

As part of reasonably assuring whether the District's financial statements are free of material misstatement, we tested its compliance with certain provisions of laws, regulations, contracts, and grant agreements, noncompliance with which could directly and materially affect the determination of financial statement amounts. However, opining on compliance with those provisions was not an objective of our audit and accordingly, we do not express an opinion. The results of our tests disclosed no instances of noncompliance or other matters we must report under *Government Auditing Standards*.

District's Response to Finding

The District's response to the finding identified in our audit is described in the accompanying schedule of findings. We did not audit the District's response and, accordingly, we express no opinion on it.

Purpose of this Report

This report only describes the scope of our internal control and compliance testing and our testing results, and does not opine on the effectiveness of the District's internal control or on compliance. This report is an integral part of an audit performed under *Government Auditing Standards* in considering the District's internal control and compliance. Accordingly, this report is not suitable for any other purpose.



Dave Yost
Auditor of State
Columbus, Ohio

May 8, 2018



Dave Yost • Auditor of State

INDEPENDENT AUDITOR'S REPORT ON COMPLIANCE WITH REQUIREMENTS APPLICABLE TO EACH MAJOR FEDERAL PROGRAM AND ON INTERNAL CONTROL OVER COMPLIANCE REQUIRED BY THE UNIFORM GUIDANCE

West Carrollton City School District
Montgomery County
430 East Pease Avenue
West Carrollton, Ohio 45449

To the Board of Education:

Report on Compliance for Each Major Federal Program

We have audited West Carrollton City School District's (the District) compliance with the applicable requirements described in the U.S. Office of Management and Budget (OMB) *Compliance Supplement* that could directly and materially affect each of West Carrollton City School District's major federal programs for the year ended June 30, 2017. The *Summary of Auditor's Results* in the accompanying schedule of findings identifies the District's major federal programs.

Management's Responsibility

The District's Management is responsible for complying with federal statutes, regulations, and the terms and conditions of its federal awards applicable to its federal programs.

Auditor's Responsibility

Our responsibility is to opine on the District's compliance for each of the District's major federal programs based on our audit of the applicable compliance requirements referred to above. Our compliance audit followed auditing standards generally accepted in the United States of America; the standards for financial audits included in the Comptroller General of the United States' *Government Auditing Standards*; and the audit requirements of Title 2 U.S. *Code of Federal Regulations* Part 200, *Uniform Administrative Requirements, Cost Principles, and Audit Requirements for Federal Awards* (Uniform Guidance). These standards and the Uniform Guidance require us to plan and perform the audit to reasonably assure whether noncompliance with the applicable compliance requirements referred to above that could directly and materially affect a major federal program occurred. An audit includes examining, on a test basis, evidence about the District's compliance with those requirements and performing such other procedures as we considered necessary in the circumstances.

We believe our audit provides a reasonable basis for our compliance opinion on each of the District's major programs. However, our audit does not provide a legal determination of the District's compliance.

Basis for Qualified Opinion on Title I Grants to Local Educational Agencies

As described in finding 2017-002 in the accompanying schedule of findings, the District did not comply with requirements regarding cash management applicable to its CFDA 84.010 Title I Grants to Local Educational Agencies major federal program. Compliance with this requirement is necessary, in our opinion, for the District to comply with requirements applicable to this program.

One First National Plaza, 130 W. Second St., Suite 2040, Dayton, Ohio 45402
Phone: 937-285-6677 or 800-443-9274 Fax: 937-285-6688

www.ohioauditor.gov

Qualified Opinion on Title I Grants to Local Educational Agencies

In our opinion, except for the noncompliance described in the *Basis for Qualified Opinion on Title I Grants to Local Educational Agencies* paragraph, West Carrollton City School District complied, in all material respects, with the requirements referred to above that could directly and materially affect its Title I Grants to Local Educational Agencies program for the year ended June 30, 2017.

The District's response to our noncompliance finding is described in the accompanying schedule of findings and / or corrective action plan. We did not audit the District's response and, accordingly, we express no opinion on it.

Unmodified Opinion on the Other Major Federal Program

In our opinion, West Carrollton City School District complied in all material respects with the requirements referred to above that could directly and materially affect its other major federal program identified in the *Summary of Auditor's Results* section of the accompanying schedule of findings for the year ended June 30, 2017.

Report on Internal Control Over Compliance

The District's management is responsible for establishing and maintaining effective internal control over compliance with the applicable compliance requirements referred to above. In planning and performing our compliance audit, we considered the District's internal control over compliance with the applicable requirements that could directly and materially affect a major federal program, to determine our auditing procedures appropriate for opining on each major federal program's compliance and to test and report on internal control over compliance in accordance with the Uniform Guidance, but not to the extent needed to opine on the effectiveness of internal control over compliance. Accordingly, we have not opined on the effectiveness of the District's internal control over compliance.

A deficiency in internal control over compliance exists when the design or operation of a control over compliance does not allow management or employees, when performing their assigned functions, to prevent, or to timely detect and correct, noncompliance with a federal program's applicable compliance requirement. *A material weakness in internal control over compliance* is a deficiency, or combination of deficiencies, in internal control over compliance, such that there is a reasonable possibility that material noncompliance with a federal program compliance requirement will not be prevented, or timely detected and corrected. *A significant deficiency in internal control over compliance* is a deficiency, or a combination of deficiencies, in internal control over compliance with federal program's applicable compliance requirement that is less severe than a material weakness in internal control over compliance, yet important enough to merit attention by those charged with governance.

Our consideration of internal control over compliance was for the limited purpose described in the first paragraph of this section and was not designed to identify all deficiencies in internal control over compliance that might be material weaknesses or significant deficiencies. Therefore, we cannot assure we have identified all deficiencies in internal control over compliance that might be material weaknesses or significant deficiencies. However, we identified a certain deficiency in internal control over compliance that we consider to be a material weakness, described in the accompanying schedule of findings as item 2017-002.

West Carrollton City School District
Montgomery County
Independent Auditor's Report on Compliance with Requirements Applicable
To Each Major Federal Program and on Internal Control Over
Compliance Required by the Uniform Guidance
Page 3

The District's response to our internal control over compliance finding is described in the accompanying schedule of findings and / or corrective action plan. We did not audit the District's response and, accordingly, we express no opinion on it.

This report only describes the scope of our internal control over compliance tests and the results of this testing based on Uniform Guidance requirements. Accordingly, this report is not suitable for any other purpose.

A handwritten signature in black ink that reads "Dave Yost". The signature is written in a cursive style with a large, looping initial "D".

Dave Yost
Auditor of State
Columbus, Ohio

May 8, 2018

This page intentionally left blank.

**WEST CARROLLTON CITY SCHOOL DISTRICT
MONTGOMERY COUNTY**

**SCHEDULE OF FINDINGS
2 CFR § 200.515
JUNE 30, 2017**

1. SUMMARY OF AUDITOR'S RESULTS
--

(d)(1)(i)	Type of Financial Statement Opinion	Unmodified
(d)(1)(ii)	Were there any material weaknesses in internal control reported at the financial statement level (GAGAS)?	Yes
(d)(1)(ii)	Were there any significant deficiencies in internal control reported at the financial statement level (GAGAS)?	No
(d)(1)(iii)	Was there any reported material noncompliance at the financial statement level (GAGAS)?	No
(d)(1)(iv)	Were there any material weaknesses in internal control reported for major federal programs?	Yes
(d)(1)(iv)	Were there any significant deficiencies in internal control reported for major federal programs?	No
(d)(1)(v)	Type of Major Programs' Compliance Opinion	Qualified – Title I Grants to Local Educational Agencies Unmodified – Child Nutrition Cluster
(d)(1)(vi)	Are there any reportable findings under 2 CFR § 200.516(a)?	Yes
(d)(1)(vii)	Major Programs (list):	Title I Grants to Local Educational Agencies Child Nutrition Cluster
(d)(1)(viii)	Dollar Threshold: Type A/B Programs	Type A: > \$ 750,000 Type B: all others
(d)(1)(ix)	Low Risk Auditee under 2 CFR §200.520?	No

**2. FINDINGS RELATED TO THE FINANCIAL STATEMENTS
REQUIRED TO BE REPORTED IN ACCORDANCE WITH GAGAS**

FINDING NUMBER 2017-001

Material Weakness – Financial Statement Errors

In our audit engagement letter, as required by AU-C Section 210, Terms of Engagement, paragraph .06, management acknowledged its responsibility for the preparation and fair presentation of their financial statements; this responsibility includes designing, implementing and maintaining internal control relevant to preparing and fairly presenting financial statements free from material misstatement, whether due to fraud or error as discussed in AU-C Section 210 paragraphs .A14 & .A16. Governmental Accounting Standards Board (GASB) Cod. 1100 paragraph .101 states a governmental accounting system must make it possible both: (a) to present fairly and with full disclosure the funds and activities of the governmental unit in conformity with generally accepted accounting principles, and (b) to determine and demonstrate compliance with finance-related legal and contractual provisions.

The District prepared its annual financial statements in accordance with Generally Accepted Accounting Principles (GAAP). The District's fiscal year 2017 financial statements contained the following errors that resulted in adjustment or reclassification to the accompanying basic financial statements:

- The General Fund and Permanent Improvement Fund (Nonmajor Governmental Fund) property taxes receivable and deferred inflow - property taxes were understated by \$2,858,255 and \$38,552, respectively. As a result, the Governmental Activities property taxes receivable and deferred inflow - property taxes were also understated by a total of \$2,896,807.
- The General Fund assigned fund balance was overstated by \$3,368,487 and the unassigned fund balance was understated by the same amount.

Sound financial reporting is the responsibility of the District and is essential to ensure the information provided to the readers of the financial statements is complete and accurate. At year-end the cash basis information from the accounting system is converted into the financial statements reported under Accounting Principles Generally Accepted in the United States of America. This responsibility remains intact, even if management outsources this function for efficiency purposes, or any other reason, to another accountant or consultant. Failure by the District to review the financial statements for completeness and accuracy could lead to misstated financial statements and unreliable financial statement information.

The District should establish and implement procedures to verify that its annual financial statements are reviewed in order to determine that they are presented in accordance with applicable accounting guidelines and principles. Lack or failure of controls over the accounts and balances related to GAAP financial reporting could result in errors or irregularities that may go undetected and decrease the reliability of the District's financial reporting.

Officials' Response:

See Corrective Action Plan on page 80.

3. FINDINGS AND QUESTIONED COSTS FOR FEDERAL AWARDS
--

Material Weakness and Noncompliance

Finding Number	2017-002		
CFDA Title and Number	Title I Grants to Local Educational Agencies - CFDA 84.010		
Federal Award Identification Number / Year	S010A160035/ 2016 and 2017		
Federal Agency	U.S. Department of Education		
Compliance Requirement	Cash Management		
Pass-Through Entity	Ohio Department of Education		
Repeat Finding from Prior Audit?	Yes	Finding Number (if repeat)	2016-001

Under the authority of **2 C.F.R § 3474.1** and except as otherwise provided by this section, the Department of Education adopted the Office of Management and Budget (OMB) Guidance in 2 CFR part 200. Thus, this part gives regulatory effect to the OMB guidance and supplements the guidance as needed for the Department. **2 C.F.R. § 200.305(b)** states, in part, that for non-Federal entities other than states, payment methods must minimize the time elapsing between the transfer of funds from the United States Treasury or the pass-through entity and the disbursement by the non-Federal entity whether the payment is made by electronic funds transfer, or issuance or redemption of checks, warrants, or payment by other means.

2 C.F.R. § 200.305(b)(1) states the non-Federal entity must be paid in advance, provided it maintains or demonstrates the willingness to maintain both written procedures that minimize the time elapsing between the transfer of funds and disbursement by the non-Federal entity, and financial management systems that meet the standards for fund control and accountability as established in this Part. Advance payments to a non-Federal entity must be limited to the minimum amounts needed and be timed to be in accordance with the actual, immediate cash requirements of the non-Federal entity in carrying out the purpose of the approved program or project. The timing and amount of advance payments must be as close as is administratively feasible to the actual disbursements by the non-Federal entity for direct program or project costs and the proportionate share of any allowable indirect costs. The non-Federal entity must make timely payment to contractors in accordance with the contract provisions.

2 C.F.R. § 200.305(b)(2)(ii) states that Non-Federal entities must be authorized to submit requests for advance payments and reimbursements at least monthly when electronic fund transfers are not used, and as often as they like when electronic transfers are used, in accordance with the provisions of the Electronic Fund Transfer Act (15 U.S.C. 1693-1693r).

The timing and amount of advance payments must be as close as is administratively feasible to the actual disbursements by the non-Federal entity. Therefore, when requesting advance funds, non-Federal entities must now liquidate cash advances within five business days after receiving the funds. To help prevent districts from running a deficit in funds due to the five-day liquidation rule and to also comply with OMNI guidance 200.305(ii) below, multiple advances can now be requested in a one month period.


Advances should only be requested to cover expenses that are ready to be paid. Advances can be requested to cover payroll expenses and invoices that have been received and will be paid within five business days of receiving grant funds. Advances should not be requested for encumbrances in which services and invoices have not been received unless you are certain that you will receive and pay the invoice within these established guidelines.

**FINDING NUMBER 2017-002
(Continued)**

During fiscal year 2017, the District failed to expend funds within the required time frame of five business days for three Title I Grants to Local Educational Agencies federal program receipts examined (ranging from 14 to 17 days). The District should implement procedures to verify that all receipts of federal monies are expended within the required time frame as outlined in the grant agreement. Failure to do so could result in noncompliance with Federal grant agreements and possible loss of future federal funding.

Officials' Response:

See Corrective Action Plan on page 80.



430 E. Pease Avenue • West Carrollton, OH 45449 • 937-859-5121 • www.westcarrolltonschools.com

**SUMMARY SCHEDULE OF PRIOR AUDIT FINDINGS
JUNE 30, 2017**

Finding Number	Finding Summary	Status	Additional Information
2016-001	Ensure that Title I grant monies are expended within the required time frame.	Not Corrected	Treasurer, Ryan Stone



West Carrollton School District

To Enrich Minds, Muscles and Imaginations

430 E. Pease Avenue • West Carrollton, OH 45449 • 937-859-5121 • www.westcarrolltonschools.com

CORRECTIVE ACTION PLAN 2 CFR § 200.511(c) June 30, 2017

Finding Number	Planned Corrective Action	Anticipated Completion Date	Responsible Contact Person
2017-001	Treasurer and CPA firm which prepares the GAAP statements will review the financial statements before submission	November 15, 2018	Treasurer Ryan Slone
2017-002	Federal funds will be expended within the required time frame	July 1, 2017	Treasurer Ryan Clone



Dave Yost • Auditor of State

WEST CARROLLTON CITY SCHOOL DISTRICT

MONTGOMERY COUNTY

CLERK'S CERTIFICATION

This is a true and correct copy of the report which is required to be filed in the Office of the Auditor of State pursuant to Section 117.26, Revised Code, and which is filed in Columbus, Ohio.

Susan Babbitt

CLERK OF THE BUREAU

**CERTIFIED
JULY 3, 2018**