



Dave Yost • Auditor of State

**WELLSVILLE LOCAL SCHOOL DISTRICT
COLUMBIANA COUNTY
JUNE 30, 2017**

TABLE OF CONTENTS

TITLE	PAGE
Independent Auditor's Report	1
Prepared by Management:	
Management's Discussion and Analysis	5
Basic Financial Statements:	
Government-wide Financial Statements:	
Statement of Net Position	17
Statement of Activities	18
Fund Financial Statements:	
Balance Sheet	
Governmental Funds	19
Reconciliation of Total Governmental Fund Balances to Net Position of Governmental Activities	20
Statement of Revenues, Expenditures and Changes in Fund Balance Governmental Funds	21
Reconciliation of the Statement of Revenues, Expenditures and Changes in Fund Balances of Governmental Funds to the Statement of Activities	22
Statement of Revenues, Expenditures and Changes in Fund Balance - Budget and Actual (Non-GAAP Budgetary Basis) General Fund	23
Statement of Fiduciary Net Position Fiduciary Funds	24
Statement of Changes in Fiduciary Net Position Fiduciary Funds	25
Notes to the Basic Financial Statements	26

**WELLSVILLE LOCAL SCHOOL DISTRICT
COLUMBIANA COUNTY
JUNE 30, 2017**

**TABLE OF CONTENTS
(Continued)**

TITLE	PAGE
Required Supplementary Information:	
Schedule of the Employer's Proportionate Share of the Net Pension Liability (School Employees Retirement System (SERS) of Ohio)	60
Schedule of the Employer's Proportionate Share of the Net Pension Liability (State Teachers Retirement System (STRS) of Ohio)	61
Schedule of the Employer's Contributions (School Employees Retirement System (SERS) of Ohio)	62
Schedule of the Employer's Contributions (State Teachers Retirement System (STRS) of Ohio)	64
Notes to Required Supplementary Information	66
Schedule of Expenditures of Federal Awards	67
Notes to the Schedule of Expenditures of Federal Awards	68
Independent Auditor's Report on Internal Control Over Financial Reporting and on Compliance and Other Matters Required by <i>Government Auditing Standards</i>	69
Independent Auditor's Report on Compliance with Requirements Applicable to the Major Federal Program and on Internal Control Over Compliance Required by the Uniform Guidance	71
Schedule of Findings	75
Prepared by Management:	
Corrective Action Plan	77



Dave Yost • Auditor of State

INDEPENDENT AUDITOR'S REPORT

Wellsville Local School District
Columbiana County
929 Center Street
Wellsville, Ohio 43968

To the Board of Education:

Report on the Financial Statements

We have audited the accompanying financial statements of the governmental activities, each major fund, and the aggregate remaining fund information of the Wellsville Local School District, Columbiana, Ohio (the "District"), as of and for the year ended June 30, 2017, and the related notes to the financial statements, which collectively comprise the District's basic financial statements as listed in the table of contents.

Management's Responsibility for the Financial Statements

Management is responsible for preparing and fairly presenting these financial statements in accordance with accounting principles generally accepted in the United States of America; this includes designing, implementing, and maintaining internal control relevant to preparing and fairly presenting financial statements that are free from material misstatement, whether due to fraud or error.

Auditor's Responsibility

Our responsibility is to opine on these financial statements based on our audit. We audited in accordance with auditing standards generally accepted in the United States of America and the financial audit standards in the Comptroller General of the United States' *Government Auditing Standards*. Those standards require us to plan and perform the audit to reasonably assure the financial statements are free from material misstatement.

An audit requires obtaining evidence about financial statement amounts and disclosures. The procedures selected depend on our judgment, including assessing the risks of material financial statement misstatement, whether due to fraud or error. In assessing those risks, we consider internal control relevant to the District's preparation and fair presentation of the financial statements in order to design audit procedures that are appropriate in the circumstances, but not to the extent needed to opine on the effectiveness of the District's internal control. Accordingly, we express no such opinion. An audit also includes evaluating the appropriateness of management's accounting policies and the reasonableness of their significant accounting estimates, as well as our evaluation of the overall financial statement presentation.

We believe the audit evidence we obtained is sufficient and appropriate to support our audit opinions.

Opinion

In our opinion, the financial statements referred to above present fairly, in all material respects, the respective financial position of the governmental activities, each major fund, and the aggregate remaining fund information of the Wellsville Local School District, Columbiana County, Ohio, as of June 30, 2017, and the respective changes in financial position and the budgetary comparison for the General Fund thereof for the year then ended in accordance with the accounting principles generally accepted in the United States of America.

Other Matters

Required Supplementary Information

Accounting principles generally accepted in the United States of America require this presentation to include *management's discussion and analysis*, and schedules of net pension liabilities and pension contributions listed in the table of contents, to supplement the basic financial statements. Although this information is not part of the basic financial statements, the Governmental Accounting Standards Board considers it essential for placing the basic financial statements in an appropriate operational, economic, or historical context. We applied certain limited procedures to the required supplementary information in accordance with auditing standards generally accepted in the United States of America, consisting of inquiries of management about the methods of preparing the information and comparing the information for consistency with management's responses to our inquiries, to the basic financial statements, and other knowledge we obtained during our audit of the basic financial statements. We do not opine or provide any assurance on the information because the limited procedures do not provide us with sufficient evidence to opine or provide any other assurance.

Supplementary and Other Information

Our audit was conducted to opine on the District's basic financial statements taken as a whole.

The Schedule of Expenditures of Federal Awards presents additional analysis as required by Title 2 U.S. Code of Federal Regulations (CFR) Part 200, Uniform Administrative Requirements, Cost Principles, and Audit Requirements for Federal Awards and is not a required part of the financial statements.

The schedule is management's responsibility, and derives from and relate directly to the underlying accounting and other records used to prepare the basic financial statements. We subjected this information to the auditing procedures we applied to the basic financial statements. We also applied certain additional procedures, including comparing and reconciling this information directly to the underlying accounting and other records used to prepare the basic financial statements or to the basic financial statements themselves in accordance with auditing standards generally accepted in the United States of America. In our opinion, this information is fairly stated in all material respects in relation to the basic financial statements taken as a whole.

Other Reporting Required by Government Auditing Standards

In accordance with *Government Auditing Standards*, we have also issued our report dated February 1, 2018, on our consideration of the District's internal control over financial reporting and our tests of its compliance with certain provisions of laws, regulations, contracts and grant agreements and other matters. That report describes the scope of our internal control testing over financial reporting and compliance, and the results of that testing, and does not opine on internal control over financial reporting or on compliance. That report is an integral part of an audit performed in accordance with *Government Auditing Standards* in considering the District's internal control over financial reporting and compliance.

A handwritten signature in black ink that reads "Dave Yost". The signature is written in a cursive style with a large, looping "D" and "Y".

Dave Yost
Auditor of State
Columbus, Ohio

February 1, 2018

THIS PAGE INTENTIONALLY LEFT BLANK.

**WELLSVILLE LOCAL SCHOOL DISTRICT
COLUMBIANA COUNTY, OHIO**

**MANAGEMENT'S DISCUSSION AND ANALYSIS
FOR THE FISCAL YEAR ENDED JUNE 30, 2017
(UNAUDITED)**

The management's discussion and analysis of the Wellsville Local School District's (the "District") financial performance provides an overall review of the District's financial activities for the fiscal year ended June 30, 2017. The intent of this discussion and analysis is to look at the District's financial performance as a whole; readers should also review the basic financial statements and the notes to the basic financial statements to enhance their understanding of the District's financial performance.

Financial Highlights

Key financial highlights for fiscal year 2017 are as follows:

- The District's net position of governmental activities increased \$99,261 which represents a 3.30% increase from 2016.
- General revenues accounted for \$9,174,963 in revenue or 76.11% of all revenues. Program specific revenues in the form of charges for services and sales, grants and contributions accounted for \$2,880,403 or 23.89% of total revenues of \$12,055,366.
- The District had \$11,956,105 in expenses related to governmental activities; only \$2,880,403 of these expenses were offset by program specific charges for services, grants or contributions. General revenues supporting governmental activities (primarily taxes and unrestricted grants and entitlements) of \$9,174,963 were adequate to provide for these programs.
- The District's major governmental fund is the general fund. The general fund had \$10,327,514 in revenues and \$9,250,123 in expenditures. During fiscal year 2017, the general fund's fund balance increased \$1,077,391 from a balance of \$1,964,138 to a balance of \$3,041,529.

Using the Basic Financial Statements

This annual report consists of a series of financial statements and notes to those statements. These statements are organized so the reader can understand the District as a financial whole, an entire operating entity. The statements then proceed to provide an increasingly detailed look at specific financial activities.

The statement of net position and statement of activities provide information about the activities of the whole District, presenting both an aggregate view of the District's finances and a longer-term view of those finances. Fund financial statements provide the next level of detail. For governmental funds, these statements tell how services were financed in the short-term as well as what remains for future spending. The fund financial statements also look at the District's most significant funds with all other nonmajor funds presented in total in one column. In the case of the District, the general fund is by far the most significant fund and the only governmental fund reported as major fund.

**WELLSVILLE LOCAL SCHOOL DISTRICT
COLUMBIANA COUNTY, OHIO**

MANAGEMENT'S DISCUSSION AND ANALYSIS
FOR THE FISCAL YEAR ENDED JUNE 30, 2017
(UNAUDITED)

Reporting the District as a Whole

Statement of Net Position and the Statement of Activities

While this document contains the large number of funds used by the District to provide programs and activities, the view of the District as a whole looks at all financial transactions and asks the question, "How did the District perform financially during 2017?" The statement of net position and the statement of activities answer this question. These statements include all assets, deferred outflows of resources, liabilities, deferred inflows of resources, revenues, and expenses using the accrual basis of accounting, similar to the accounting used by most private-sector companies. This basis of accounting considers all of the current year's revenues and expenses regardless of when cash is received or paid.

These two statements report the District's net position and changes in net position. The change in net position is important because it tells the reader that, for the District as a whole, the financial position of the District has improved or diminished. The causes of this change may be the result of many factors, some financial, some not. Non-financial factors include the District's property tax base, current property tax laws in Ohio restricting revenue growth, facility conditions, required educational programs and other factors.

In the statement of net position and the statement of activities, the governmental activities include the District's programs and services, including instruction, support services, operation of non-instructional services, extracurricular activities and food service operations.

The District's statement of net position and statement of activities can be found on pages 17-18 of this report.

Reporting the District's Most Significant Funds

Fund Financial Statements

The analysis of the District's major governmental funds begins on page 14. Fund financial reports provide detailed information about the District's major funds. The District uses many funds to account for a multitude of financial transactions. However, these fund financial statements focus on the District's most significant funds. The District's major governmental fund is the general fund.

Governmental Funds

Most of the District's activities are reported in governmental funds, which focus on how money flows into and out of those funds and the balances left at year-end available for spending in future periods. These funds are reported using the modified accrual basis of accounting, which measures cash and all other financial assets that can readily be converted to cash. The governmental fund financial statements provide a detailed short-term view of the District's general government operations and the basic services it provides. Governmental fund information helps you determine whether there are more or fewer financial resources that can be spent in the near future to finance educational programs. The relationship (or differences) between governmental activities (reported in the statement of net position and the statement of activities) and governmental funds is reconciled in the basic financial statements. The basic governmental fund financial statements can be found on pages 19-23 of this report.

**WELLSVILLE LOCAL SCHOOL DISTRICT
COLUMBIANA COUNTY, OHIO**

**MANAGEMENT'S DISCUSSION AND ANALYSIS
FOR THE FISCAL YEAR ENDED JUNE 30, 2017
(UNAUDITED)**

Reporting the District's Fiduciary Responsibilities

The District is the trustee, or fiduciary, for its scholarship programs. This activity is presented in the District's private-purpose trust funds. The District also acts in a trustee capacity as an agent for individuals. These activities are reported in an agency fund. All of the District's fiduciary activities are reported in separate statements of fiduciary net position and changes in fiduciary net position on pages 24 and 25. These activities are excluded from the District's other financial statements because the resources cannot be utilized by the District to finance its operations.

Notes to the Basic Financial Statements

The notes provide additional information that is essential to a full understanding of the data provided in the government-wide and fund financial statements. These notes to the basic financial statements can be found on pages 26-59 of this report.

Required Supplementary Information

In addition to the basic financial statements and accompanying notes, this report also presents certain required supplementary information concerning the District's net pension liability. The required supplementary information can be found on pages 60-66 of this report.

THIS SECTION IS INTENTIONALLY LEFT BLANK

**WELLSVILLE LOCAL SCHOOL DISTRICT
COLUMBIANA COUNTY, OHIO**

MANAGEMENT'S DISCUSSION AND ANALYSIS
FOR THE FISCAL YEAR ENDED JUNE 30, 2017
(UNAUDITED)

The District as a Whole

The statement of net position provides the perspective of the District as a whole. The table below provides a summary of the District's net position at June 30, 2017 and June 30, 2016.

	Net Position - Governmental Activities	
	2017	2016
<u>Assets</u>		
Current and other assets	\$ 5,954,092	\$ 5,096,007
Capital assets, net	4,907,133	5,323,390
Total assets	10,861,225	10,419,397
<u>Deferred outflows of resources</u>		
Unamortized deferred charges	16,695	21,581
Pension	2,968,255	1,182,368
Total deferred outflows	2,984,950	1,203,949
<u>Liabilities</u>		
Current liabilities	1,071,323	997,071
Long-term liabilities:		
Due within one year	190,229	211,741
Due in more than one year:		
Net pension liability	13,815,670	10,792,753
Other amounts	795,069	952,544
Total liabilities	15,872,291	12,954,109
<u>Deferred inflows of resources</u>		
Property taxes	879,275	982,718
Pensions	-	691,171
Total deferred inflows	879,275	1,673,889
<u>Net position</u>		
Net investment in capital assets	4,377,586	4,637,512
Restricted	551,077	523,051
Unrestricted (deficit)	(7,834,054)	(8,165,215)
Total net position (deficit)	\$ (2,905,391)	\$ (3,004,652)

During a prior year, the District adopted GASB Statement 68, "Accounting and Financial Reporting for Pensions— an Amendment of GASB Statement 27" and GASB Statement 71, "Pension Transition for Contributions Made Subsequent to the Measurement Date," which significantly revises accounting for pension costs and liabilities. For reasons discussed below, many end users of this financial statement will gain a clearer understanding of the District's actual financial condition by adding deferred inflows related to pension and the net pension liability to the reported net position and subtracting deferred outflows related to pension.

**WELLSVILLE LOCAL SCHOOL DISTRICT
COLUMBIANA COUNTY, OHIO**

MANAGEMENT'S DISCUSSION AND ANALYSIS
FOR THE FISCAL YEAR ENDED JUNE 30, 2017
(UNAUDITED)

Governmental Accounting Standards Board standards are national and apply to all government financial reports prepared in accordance with generally accepted accounting principles. When accounting for pension costs, GASB 27 focused on a funding approach. This approach limited pension costs to contributions annually required by law, which may or may not be sufficient to fully fund each plan's *net pension liability*. GASB 68 takes an earnings approach to pension accounting; however, the nature of Ohio's statewide pension systems and state law governing those systems requires additional explanation in order to properly understand the information presented in these statements.

Under the standards required by GASB 68, the net pension liability equals the District's proportionate share of each plan's collective:

1. Present value of estimated future pension benefits attributable to active and inactive employees' past service
2. Minus plan assets available to pay these benefits

GASB notes that pension obligations, whether funded or unfunded, are part of the "employment exchange" – that is, the employee is trading his or her labor in exchange for wages, benefits, and the promise of a future pension. GASB noted that the unfunded portion of this pension promise is a present obligation of the government, part of a bargained-for benefit to the employee, and should accordingly be reported by the government as a liability since they received the benefit of the exchange. However, the District is not responsible for certain key factors affecting the balance of this liability. In Ohio, the employee shares the obligation of funding pension benefits with the employer. Both employer and employee contribution rates are capped by State statute. A change in these caps requires action of both Houses of the General Assembly and approval of the Governor. Benefit provisions are also determined by State statute. The employee enters the employment exchange with the knowledge that the employer's promise is limited not by contract but by law. The employer enters the exchange also knowing that there is a specific, legal limit to its contribution to the pension system. In Ohio, there is no legal means to enforce the unfunded liability of the pension system *as against the public employer*. State law operates to mitigate/lessen the moral obligation of the public employer to the employee, because all parties enter the employment exchange with notice as to the law. The pension system is responsible for the administration of the plan.

Most long-term liabilities have set repayment schedules or, in the case of compensated absences (i.e. sick and vacation leave), are satisfied through paid time-off or termination payments. There is no repayment schedule for the net pension liability. As explained above, changes in pension benefits, contribution rates, and return on investments affect the balance of the net pension liability, but are outside the control of the local government. In the event that contributions, investment returns, and other changes are insufficient to keep up with required pension payments, State statute does not assign/identify the responsible party for the unfunded portion. Due to the unique nature of how the net pension liability is satisfied, this liability is separately identified within the long-term liability section of the statement of net position.

In accordance with GASB 68, the District's statements prepared on an accrual basis of accounting include an annual pension expense for their proportionate share of each plan's *change* in net pension liability not accounted for as deferred inflows/outflows.

As a result of GASB 68, the District is reporting a net pension liability and deferred inflows/outflows of resources related to pension on the accrual basis of accounting.

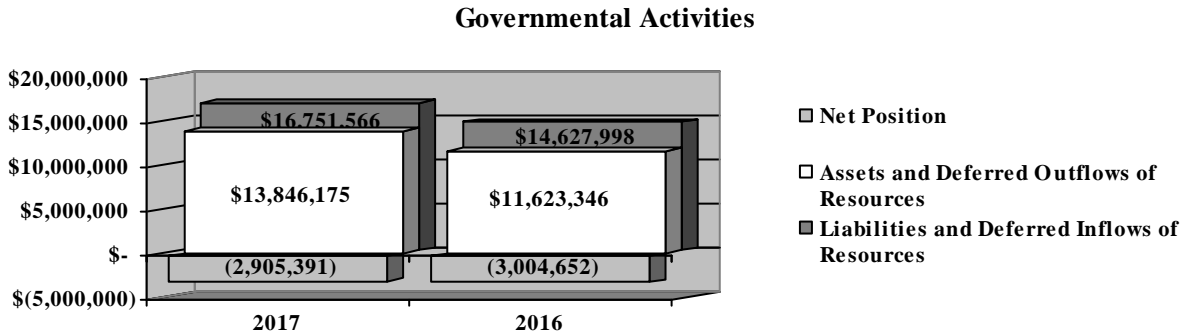
**WELLSVILLE LOCAL SCHOOL DISTRICT
COLUMBIANA COUNTY, OHIO**

**MANAGEMENT'S DISCUSSION AND ANALYSIS
FOR THE FISCAL YEAR ENDED JUNE 30, 2017
(UNAUDITED)**

At year-end, capital assets represented 45.18% of total assets. Capital assets include land, land improvements, buildings and improvements, furniture and equipment and vehicles. The District's net investment in capital assets at June 30, 2017 was \$4,377,586. These capital assets are used to provide services to the students and are not available for future spending. Although the District's net investment in capital assets is reported net of related debt, it should be noted that the resources to repay the debt must be provided from other sources, since capital assets may not be used to liquidate these liabilities.

A portion of the District's net position, \$551,077, represents resources that are subject to external restriction on how they may be used. The remaining balance of unrestricted net position is a deficit of \$7,834,054.

The graph below illustrates the District's governmental activities assets plus deferred outflows, liabilities plus deferred inflows and net position at June 30, 2017 and 2016.



THIS SECTION IS INTENTIONALLY LEFT BLANK

**WELLSVILLE LOCAL SCHOOL DISTRICT
COLUMBIANA COUNTY, OHIO**

**MANAGEMENT'S DISCUSSION AND ANALYSIS
FOR THE FISCAL YEAR ENDED JUNE 30, 2017
(UNAUDITED)**

The table below shows the change in net position for fiscal years 2017 and 2016.

	Change in Net Position - Governmental Activities	
	2017	2016
<u>Revenues</u>		
Program revenues:		
Charges for services and sales	\$ 779,522	\$ 715,407
Operating grants and contributions	2,100,881	1,819,530
General revenues:		
Property taxes	1,097,354	1,108,723
Grants and entitlements	8,041,272	7,251,449
Investment earnings	26,533	18,672
Miscellaneous	9,804	12,922
Total revenues	<u>12,055,366</u>	<u>10,926,703</u>
<u>Expenses</u>		
Program expenses:		
Instruction:		
Regular	5,575,310	4,969,153
Special	1,520,017	1,264,312
Vocational	212,922	179,940
Other	16,096	16,958
Support services:		
Pupil	518,537	491,320
Instructional staff	408,006	359,828
Board of education	29,817	32,733
Administration	874,198	692,880
Fiscal	327,410	295,335
Business	-	87,821
Operations and maintenance	1,233,104	1,033,839
Pupil transportation	222,351	212,309
Central	99,711	69,762
Operation of non-instructional services:		
Food service operations	515,653	469,326
Other non-instructional services	23,243	18,171
Extracurricular activities	353,005	299,319
Interest and fiscal charges	26,725	26,261
Total expenses	<u>11,956,105</u>	<u>10,519,267</u>
Change in net position	99,261	407,436
Net position (deficit) at beginning of year	<u>(3,004,652)</u>	<u>(3,412,088)</u>
Net position (deficit) at end of year	<u>\$ (2,905,391)</u>	<u>\$ (3,004,652)</u>

**WELLSVILLE LOCAL SCHOOL DISTRICT
COLUMBIANA COUNTY, OHIO**

**MANAGEMENT'S DISCUSSION AND ANALYSIS
FOR THE FISCAL YEAR ENDED JUNE 30, 2017
(UNAUDITED)**


Governmental Activities

Net position of the District's governmental activities increased \$99,261. Total governmental expenses of \$11,956,105 were offset by program revenues of \$2,880,403 and general revenues of \$9,174,963. Program revenues supported 24.09% of the total governmental expenses.

The primary sources of revenue for governmental activities are derived from property taxes and unrestricted grants and entitlements. These revenue sources represent 75.81% of total governmental revenue. Operating grants and contributions have increased \$281,351, or 15.46%, in fiscal year 2017. This increase is mainly due to a rise in food service, IDEA Part B, and Title I federal grant revenue. Grants and entitlements revenue increased 10.89% due to an increase in State Foundation revenue. In total, the District's expenses increased 13.66% from expenses for fiscal year 2016. This increase is largely due to instructional expenses increasing by \$893,982 over the year, with the bulk of the growth coming from regular and special expenses. Another factor that has a major role in the swelling expenses is the District's portion of the net pension liability. This can be seen through the pension expense increasing \$694,766, from \$533,601 in 2016 to \$1,228,367 in fiscal year 2017.

The graph below presents the District's governmental activities revenue and expenses for fiscal years 2017 and 2016.

Governmental Activities - Revenues and Expenses



The statement of activities shows the cost of program services and the charges for services and grants offsetting those services. The following table shows, for governmental activities, the total cost of services and the net cost of services. That is, it identifies the cost of these services supported by tax revenue and unrestricted State grants and entitlements.

**WELLSVILLE LOCAL SCHOOL DISTRICT
COLUMBIANA COUNTY, OHIO**

**MANAGEMENT'S DISCUSSION AND ANALYSIS
FOR THE FISCAL YEAR ENDED JUNE 30, 2017
(UNAUDITED)**

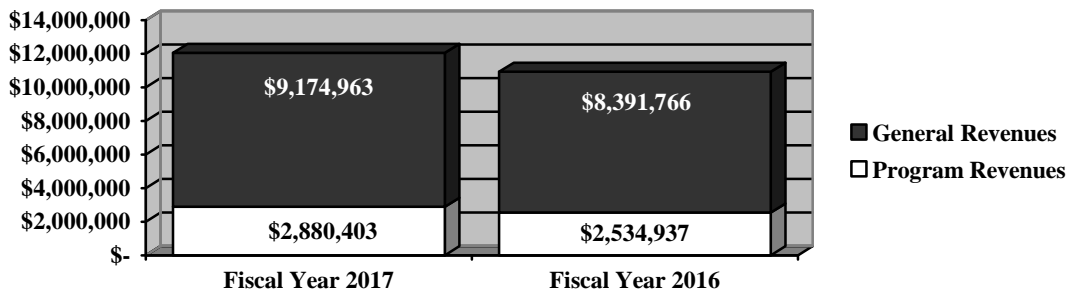
Governmental Activities

	Total Cost of Services 2017	Net Cost of Services 2017	Total Cost of Services 2016	Net Cost of Services 2016
Program expenses				
Instruction:				
Regular	\$ 5,575,310	\$ 4,907,963	\$ 4,969,153	\$ 4,323,158
Special	1,520,017	259,034	1,264,312	185,989
Vocational	212,922	197,333	179,940	167,413
Other	16,096	(6,522)	16,958	4,740
Support services:				
Pupil	518,537	518,537	491,320	491,320
Instructional staff	408,006	147,549	359,828	166,455
Board of education	29,817	29,817	32,733	32,733
Administration	874,198	856,056	692,880	682,400
Fiscal	327,410	322,140	295,335	291,835
Business	-	-	87,821	87,821
Operation and maintenance	1,233,104	1,211,159	1,033,839	1,018,428
Pupil transportation	222,351	217,879	212,309	202,701
Central	99,711	94,311	69,762	64,362
Operation of non-instructional services:				
Food service operations	515,653	13,744	469,326	10,004
Other non-instructional services	23,243	6,857	18,171	8,972
Extracurricular activities	353,005	273,120	299,319	219,738
Interest and fiscal charges	26,725	26,725	26,261	26,261
Total expenses	<u>\$ 11,956,105</u>	<u>\$ 9,075,702</u>	<u>\$ 10,519,267</u>	<u>\$ 7,984,330</u>

The dependence upon tax and other general revenues for governmental activities is apparent; 73.15% of instruction activities are supported through taxes and other general revenues. For all governmental activities, general revenue support is 75.91%. The District's taxpayers and unrestricted grants and entitlements from the State of Ohio, as a whole, are the primary support for District's students.

The graph below presents the District's governmental activities revenue for fiscal years 2017 and 2016.

Governmental Activities - General and Program Revenues



**WELLSVILLE LOCAL SCHOOL DISTRICT
COLUMBIANA COUNTY, OHIO**

MANAGEMENT'S DISCUSSION AND ANALYSIS
FOR THE FISCAL YEAR ENDED JUNE 30, 2017
(UNAUDITED)

The District's Funds

The District's governmental funds reported a combined fund balance of \$3,666,190, which is greater than last year's total of \$2,755,855. The schedule below indicates the fund balance and the total change in fund balance as of June 30, 2017 and 2016.

	<u>Fund Balance June 30, 2017</u>	<u>Fund Balance June 30, 2016</u>	<u>Change</u>
General	\$ 3,041,529	\$ 1,964,138	\$ 1,077,391
Nonmajor governmental	<u>624,661</u>	<u>791,717</u>	<u>(167,056)</u>
Total	<u>\$ 3,666,190</u>	<u>\$ 2,755,855</u>	<u>\$ 910,335</u>

General Fund

The District's general fund balance increased \$1,077,391. Intergovernmental revenue increased \$756,915, or 9.46% due to greater revenue from State funding.

Instruction expenditures increased \$428,397, or 7.71% due to the District hiring additional teachers. In total, expenditures of the general fund increased 7.58%.

The table that follows assists in illustrating the financial activities of the general fund.

	<u>2017 Amount</u>	<u>2016 Amount</u>	<u>Change</u>	<u>Percentage Change</u>
<u>Revenues</u>				
Taxes	\$ 885,711	\$ 871,759	\$ 13,952	1.60 %
Tuition	648,399	591,161	57,238	9.68 %
Earnings on investments	26,533	18,672	7,861	42.10 %
Intergovernmental	8,754,905	7,997,990	756,915	9.46 %
Other revenues	<u>11,966</u>	<u>14,330</u>	<u>(2,364)</u>	<u>(16.50) %</u>
Total	<u>\$ 10,327,514</u>	<u>\$ 9,493,912</u>	<u>\$ 833,602</u>	8.78 %
<u>Expenditures</u>				
Instruction	\$ 5,983,147	\$ 5,554,750	\$ 428,397	7.71 %
Support services	3,016,010	2,829,527	186,483	6.59 %
Other non-instructional services	6,716	6,535	181	2.77 %
Extracurricular activities	<u>244,250</u>	<u>207,590</u>	<u>36,660</u>	17.66 %
Total	<u>\$ 9,250,123</u>	<u>\$ 8,598,402</u>	<u>\$ 651,721</u>	7.58 %

**WELLSVILLE LOCAL SCHOOL DISTRICT
COLUMBIANA COUNTY, OHIO**

MANAGEMENT'S DISCUSSION AND ANALYSIS
FOR THE FISCAL YEAR ENDED JUNE 30, 2017
(UNAUDITED)

General Fund Budgeting Highlights

The District's budget is prepared according to Ohio law and is based on accounting for certain transactions on a basis of cash receipts, disbursements and encumbrances. The most significant budgeted fund is the general fund.

For the general fund, original and final budgeted revenues and other financing sources were \$10,422,614 and \$10,317,375 respectively. Actual revenues and other financing sources for fiscal year 2017 amounted to \$10,317,406 a slight increase from the final budgeted revenues.

General fund original and final budgeted expenditures were \$9,444,893 and \$9,601,658 respectively. For fiscal 2017, the District's actual budgetary basis expenditures totaled \$9,467,549 and were \$134,109 less than in the final budget.

Capital Assets and Debt Administration

Capital Assets

At the end of fiscal year 2017, the District had \$4,907,133 invested in land, land improvements, buildings and improvements, furniture and equipment and vehicles. This entire amount is reported in the governmental activities.

The following table shows June 30, 2017 balances compared to June 30, 2016.

**Capital Assets at June 30
(Net of Depreciation)**

	Governmental Activities	
	2017	2016
Land	\$ 312,056	\$ 312,056
Land improvements	309,051	348,656
Building and improvements	4,049,867	4,345,228
Furniture and equipment	106,302	161,219
Vehicles	129,857	156,231
Total	\$ 4,907,133	\$ 5,323,390

The overall decrease in capital assets of \$416,257 is due to depreciation expense of \$418,856 exceeding capital outlays of \$2,599. See Note 8 to the basic financial statements for additional information regarding the District's capital assets.

**WELLSVILLE LOCAL SCHOOL DISTRICT
COLUMBIANA COUNTY, OHIO**

MANAGEMENT'S DISCUSSION AND ANALYSIS
FOR THE FISCAL YEAR ENDED JUNE 30, 2017
(UNAUDITED)

Debt Administration

At June 30, 2017, the District had \$525,000 in general obligation bonds and an energy conservation loan outstanding. Of this total, \$140,000 is due within one year and \$385,000 is due in more than one year. The following table summarizes outstanding debt obligations at June 30, 2017 and June 30, 2016.

Outstanding Debt, at Year End

	Governmental Activities 2017	Governmental Activities 2016
	<u>2017</u>	<u>2016</u>
Refunding bond issue	\$ 465,000	\$ 570,000
Energy conservation loan	<u>60,000</u>	<u>110,000</u>
Total	<u>\$ 525,000</u>	<u>\$ 680,000</u>

See Note 9 to the basic financial statements for further detail on the District's debt administration.

Current Financial Related Activities

The District is located in a small rural community of approximately 3,400 in Eastern Ohio. The local economy has remained flat for several years. The District receives a majority of funding from the State, and is currently funded at 86% from the state.

This was the second year of the biennial budget. The District received a significant increase in State funding this biennium. This District hired an additional Intervention Specialist at the High School, and a Principal and an additional teacher at the Daw Elementary and an intervention Specialist at Garfield Elementary.

Contacting the District's Financial Management

This financial report is designed to provide our citizens, taxpayers, and investors and creditors with a general overview of the District's finances and to show the District's accountability for the money it receives. Questions concerning any of the information in this report or requests for additional information should be directed to Eva Elliott, who serves as Treasurer, Wellsville Local School District, 929 Center Street, Wellsville, Ohio 43968.

**WELLSVILLE LOCAL SCHOOL DISTRICT
COLUMBIANA COUNTY, OHIO**

STATEMENT OF NET POSITION
JUNE 30, 2017

	Governmental Activities
Assets:	
Equity in pooled cash and cash equivalents.	\$ 4,590,031
Receivables:	
Property taxes	1,113,451
Accounts.	10,943
Intergovernmental	230,029
Prepayments	6,997
Inventory held for resale.	2,641
Capital assets:	
Nondepreciable capital assets	312,056
Depreciable capital assets, net.	4,595,077
Capital assets, net	4,907,133
Total assets.	10,861,225
 Deferred outflows of resources:	
Unamortized deferred charges on debt refunding	16,695
Pension - STRS	2,374,908
Pension - SERS	593,347
Total deferred outflows of resources	2,984,950
 Liabilities:	
Accounts payable.	56,399
Accrued wages and benefits payable	874,466
Intergovernmental payable	28,123
Pension and postemployment obligation payable	110,857
Accrued interest payable	1,478
Long-term liabilities:	
Due within one year.	190,229
Due in more than one year:	
Net pension liability	13,815,670
Other amounts due in more than one year	795,069
Total liabilities	15,872,291
 Deferred inflows of resources:	
Property taxes levied for the next fiscal year.	879,275
Total deferred inflows of resources	879,275
 Net position:	
Net investment in capital assets	4,377,586
Restricted for:	
Capital projects	17,912
Classroom facilities maintenance	265,526
Debt service.	203,098
Locally funded programs	2,206
State funded programs.	239
Federally funded programs	43,302
Student activities	18,794
Unrestricted (deficit)	(7,834,054)
Total net position (deficit)	\$ (2,905,391)

SEE ACCOMPANYING NOTES TO THE BASIC FINANCIAL STATEMENTS

**WELLSVILLE LOCAL SCHOOL DISTRICT
COLUMBIANA COUNTY, OHIO**

STATEMENT OF ACTIVITIES
FOR THE FISCAL YEAR ENDED JUNE 30, 2017

	Expenses	Program Revenues		Net (Expense)
		Charges for Services and Sales	Operating Grants and Contributions	Revenue and Changes in Net Position
				Governmental Activities
Governmental activities:				
Instruction:				
Regular	\$ 5,575,310	\$ 569,604	\$ 97,743	\$ (4,907,963)
Special	1,520,017	80,652	1,180,331	(259,034)
Vocational	212,922	-	15,589	(197,333)
Other	16,096	-	22,618	6,522
Support services:				
Pupil	518,537	-	-	(518,537)
Instructional staff	408,006	-	260,457	(147,549)
Board of education	29,817	-	-	(29,817)
Administration	874,198	305	17,837	(856,056)
Fiscal	327,410	-	5,270	(322,140)
Operations and maintenance	1,233,104	-	21,945	(1,211,159)
Pupil transportation	222,351	-	4,472	(217,879)
Central	99,711	-	5,400	(94,311)
Operation of non-instructional services:				
Food service operations	515,653	65,371	436,538	(13,744)
Other non-instructional services	23,243	-	16,386	(6,857)
Extracurricular activities	353,005	63,590	16,295	(273,120)
Interest and fiscal charges	26,725	-	-	(26,725)
Total governmental activities	\$ 11,956,105	\$ 779,522	\$ 2,100,881	(9,075,702)
General revenues:				
Property taxes levied for:				
General purposes				849,048
Capital projects				127,008
Debt service				105,014
Classroom facilities maintenance				16,284
Grants and entitlements not restricted to specific programs				
				8,041,272
Investment earnings				26,533
Miscellaneous				9,804
Total general revenues				9,174,963
Change in net position				99,261
Net position (deficit) at beginning of year				
				(3,004,652)
Net position (deficit) at end of year				
				\$ (2,905,391)

SEE ACCOMPANYING NOTES TO THE BASIC FINANCIAL STATEMENTS

**WELLSVILLE LOCAL SCHOOL DISTRICT
COLUMBIANA COUNTY, OHIO**

BALANCE SHEET
GOVERNMENTAL FUNDS
JUNE 30, 2017

	<u>General</u>	<u>Nonmajor Governmental Funds</u>	<u>Total Governmental Funds</u>
Assets:			
Equity in pooled cash and cash equivalents.	\$ 3,909,340	\$ 680,691	\$ 4,590,031
Receivables:			
Property taxes.	859,980	253,471	1,113,451
Accounts	10,862	81	10,943
Intergovernmental.	62,191	167,838	230,029
Prepayments.	6,997	-	6,997
Inventory held for resale.	-	2,641	2,641
Due from other funds	16,500	-	16,500
Total assets	<u>\$ 4,865,870</u>	<u>\$ 1,104,722</u>	<u>\$ 5,970,592</u>
Liabilities:			
Accounts payable	\$ 36,657	\$ 19,742	\$ 56,399
Accrued wages and benefits payable	758,321	116,145	874,466
Compensated absences payable	43,702	-	43,702
Intergovernmental payable	27,111	1,012	28,123
Pension and postemployment obligation payable	99,140	11,717	110,857
Due to other funds	-	16,500	16,500
Total liabilities.	<u>964,931</u>	<u>165,116</u>	<u>1,130,047</u>
Deferred inflows of resources:			
Property taxes levied for the next fiscal year.	680,827	198,448	879,275
Delinquent property tax revenue not available.	116,392	35,735	152,127
Intergovernmental revenue not available.	62,191	80,762	142,953
Total deferred inflows of resources	<u>859,410</u>	<u>314,945</u>	<u>1,174,355</u>
Fund balances:			
Nonspendable:			
Prepays.	6,997	-	6,997
Restricted:			
Debt service	-	189,052	189,052
Classroom facilities maintenance	-	263,227	263,227
Food service operations	-	17,760	17,760
Special education	-	255	255
Targeted academic assistance	-	187	187
Extracurricular.	-	18,794	18,794
Other purposes.	-	3,140	3,140
Committed:			
Capital improvements	-	132,349	132,349
Assigned:			
Student instruction	11,959	-	11,959
Student and staff support.	24,562	-	24,562
Unassigned (deficit)	2,998,011	(103)	2,997,908
Total fund balances	<u>3,041,529</u>	<u>624,661</u>	<u>3,666,190</u>
Total liabilities, deferred inflows and fund balances	<u>\$ 4,865,870</u>	<u>\$ 1,104,722</u>	<u>\$ 5,970,592</u>

SEE ACCOMPANYING NOTES TO THE BASIC FINANCIAL STATEMENTS

**WELLSVILLE LOCAL SCHOOL DISTRICT
COLUMBIANA COUNTY, OHIO**

RECONCILIATION OF TOTAL GOVERNMENTAL FUND BALANCES TO
NET POSITION OF GOVERNMENTAL ACTIVITIES
JUNE 30, 2017

Total governmental fund balances		\$	3,666,190
<i>Amounts reported for governmental activities on the statement of net position are different because:</i>			
Capital assets used in governmental activities are not financial resources and therefore are not reported in the funds.			4,907,133
Other long-term assets are not available to pay for current-period expenditures and therefore are deferred inflows in the funds.			
Property taxes receivable	\$	152,127	
Intergovernmental receivable		142,953	
Total		<u>295,080</u>	295,080
Unamortized premiums on bonds issued are not recognized in the funds.			(21,242)
Unamortized amounts on refundings are not recognized in the funds.			16,695
Accrued interest payable is not due and payable in the current period and therefore is not reported in the funds.			(1,478)
The net pension liability is not due and payable in the current period; therefore, the liability and related deferred inflows/outflows are not reported in governmental funds.			
Deferred outflows - pension		2,968,255	
Net pension liability		<u>(13,815,670)</u>	
Total			(10,847,415)
Long-term liabilities, including bonds payable, are not due and payable in the current period and therefore are not reported in the funds.			
General obligation bonds		(465,000)	
Energy conservation loan		(60,000)	
Compensated absences		<u>(395,354)</u>	
Total			<u>(920,354)</u>
Net position (deficit) of governmental activities		\$	<u><u>(2,905,391)</u></u>

SEE ACCOMPANYING NOTES TO THE BASIC FINANCIAL STATEMENTS

**WELLSVILLE LOCAL SCHOOL DISTRICT
COLUMBIANA COUNTY, OHIO**

STATEMENT OF REVENUES, EXPENDITURES AND CHANGES IN FUND BALANCES
GOVERNMENTAL FUNDS
FOR THE FISCAL YEAR ENDED JUNE 30, 2017

	<u>General</u>	<u>Nonmajor Governmental Funds</u>	<u>Total Governmental Funds</u>
Revenues:			
From local sources:			
Property taxes	\$ 885,711	\$ 258,365	\$ 1,144,076
Tuition	648,399	-	648,399
Earnings on investments	26,533	112	26,645
Charges for services	-	65,371	65,371
Extracurricular	25	63,590	63,615
Classroom materials and fees	1,857	-	1,857
Contributions and donations	8,453	14,831	23,284
Other local revenues	1,631	1,464	3,095
Intergovernmental - intermediate	401	-	401
Intergovernmental - state	8,742,984	223,048	8,966,032
Intergovernmental - federal	11,520	1,083,161	1,094,681
Total revenues	<u>10,327,514</u>	<u>1,709,942</u>	<u>12,037,456</u>
Expenditures:			
Current:			
Instruction:			
Regular	4,733,361	232,438	4,965,799
Special	1,050,821	388,606	1,439,427
Vocational	198,953	-	198,953
Other	12	14,664	14,676
Support services:			
Pupil	494,331	-	494,331
Instructional staff	161,415	225,771	387,186
Board of education	28,590	-	28,590
Administration	802,632	15,598	818,230
Fiscal	295,770	12,696	308,466
Operations and maintenance	978,102	179,828	1,157,930
Pupil transportation	179,362	9,582	188,944
Central	75,808	18,765	94,573
Operation of non-instructional services:			
Food service operations	-	499,235	499,235
Other non-instructional services	6,716	15,824	22,540
Extracurricular activities	244,250	80,601	324,851
Debt service:			
Principal retirement	-	155,000	155,000
Interest and fiscal charges	-	28,390	28,390
Total expenditures	<u>9,250,123</u>	<u>1,876,998</u>	<u>11,127,121</u>
Net change in fund balances	1,077,391	(167,056)	910,335
Fund balances at beginning of year	<u>1,964,138</u>	<u>791,717</u>	<u>2,755,855</u>
Fund balances at end of year	<u>\$ 3,041,529</u>	<u>\$ 624,661</u>	<u>\$ 3,666,190</u>

SEE ACCOMPANYING NOTES TO THE BASIC FINANCIAL STATEMENTS

**WELLSVILLE LOCAL SCHOOL DISTRICT
COLUMBIANA COUNTY, OHIO**

RECONCILIATION OF THE STATEMENT OF REVENUES, EXPENDITURES
AND CHANGES IN FUND BALANCES OF GOVERNMENTAL FUNDS
TO THE STATEMENT OF ACTIVITIES
FOR THE FISCAL YEAR ENDED JUNE 30, 2017

Net change in fund balances - total governmental funds	\$	910,335
 <i>Amounts reported for governmental activities in the statement of activities are different because:</i>		
 Governmental funds report capital outlays as expenditures. However, in the statement of activities, the cost of those assets is allocated over their estimated useful lives as depreciation expense.		
Capital asset additions	\$ 2,599	
Current year depreciation	(418,856)	
Total		(416,257)
 Revenues in the statement of activities that do not provide current financial resources are not reported as revenues in the funds.		
Property taxes	(46,722)	
Intergovernmental	57,615	
Total		10,893
 Repayment of bond and loan principal is an expenditure in the governmental funds, but the repayment reduces long-term liabilities on the statement of net position.		
Bonds	105,000	
Energy conservation loan	50,000	
Total		155,000
 In the statement of activities, interest is accrued on outstanding bonds, whereas in governmental funds, an interest expenditure is reported when due. The following items resulted in additional interest being reported in the statement of activities:		
Decrease in accrued interest payable	334	
Amortization of bond premiums	6,217	
Amortization of deferred charges	(4,886)	
Total		1,665
 Contractually required pension contributions are reported as expenditures in governmental funds; however, the statement of net position reports these amounts as deferred outflows.		
		682,508
 Except for amounts reported as deferred inflows/outflows, changes in the net pension liability are reported as pension expense in the statement of activities.		
		(1,228,367)
 Some expenses reported in the statement of activities, such as compensated absences, do not require the use of current financial resources and therefore are not reported as expenditures in governmental funds.		
		(16,516)
Change in net position of governmental activities	\$	99,261

SEE ACCOMPANYING NOTES TO THE BASIC FINANCIAL STATEMENTS

**WELLSVILLE LOCAL SCHOOL DISTRICT
COLUMBIANA COUNTY, OHIO**

STATEMENT OF REVENUES, EXPENDITURES AND CHANGES IN
FUND BALANCE - BUDGET AND ACTUAL (NON-GAAP BUDGETARY BASIS)
GENERAL FUND
FOR THE FISCAL YEAR ENDED JUNE 30, 2017

	<u>Budgeted Amounts</u>			Variance with Final Budget Positive (Negative)
	<u>Original</u>	<u>Final</u>	<u>Actual</u>	
Revenues:				
From local sources:				
Property taxes	\$ 905,953	\$ 855,393	\$ 855,394	\$ 1
Tuition.	686,671	648,399	648,399	-
Earnings on investments	16,472	26,468	26,468	-
Extracurricular.	309	-	-	-
Classroom materials and fees	1,029	1,830	1,857	27
Contributions and donations	-	140	140	-
Other local revenues	3,088	1,276	1,276	-
Intergovernmental - intermediate	-	401	401	-
Intergovernmental - state	8,757,473	8,735,382	8,735,385	3
Intergovernmental - federal	21,619	11,520	11,520	-
Total revenues	<u>10,392,614</u>	<u>10,280,809</u>	<u>10,280,840</u>	<u>31</u>
Expenditures:				
Current:				
Instruction:				
Regular	4,844,291	4,921,045	4,870,048	50,997
Special.	1,059,334	1,081,178	1,039,024	42,154
Vocational.	198,420	202,225	201,042	1,183
Other.	-	10	8	2
Support services:				
Pupil.	506,128	515,323	511,265	4,058
Instructional staff	164,117	167,898	167,325	573
Board of education	30,614	31,170	28,234	2,936
Administration.	820,331	835,051	825,140	9,911
Fiscal	307,522	314,709	310,744	3,965
Operations and maintenance.	1,018,978	1,014,940	1,002,452	12,488
Pupil transportation	183,522	187,531	184,452	3,079
Central.	72,361	78,176	77,541	635
Other non-instructional services	7,980	7,725	7,450	275
Extracurricular activities.	231,295	244,677	242,824	1,853
Total expenditures	<u>9,444,893</u>	<u>9,601,658</u>	<u>9,467,549</u>	<u>134,109</u>
Excess of revenues over expenditures.	<u>947,721</u>	<u>679,151</u>	<u>813,291</u>	<u>134,140</u>
Other financing sources:				
Refund of prior year's expenditures	<u>30,000</u>	<u>36,566</u>	<u>36,566</u>	<u>-</u>
Total other financing sources	<u>30,000</u>	<u>36,566</u>	<u>36,566</u>	<u>-</u>
Net change in fund balance	977,721	715,717	849,857	134,140
Fund balance at beginning of year	2,641,198	2,641,198	2,641,198	-
Prior year encumbrances appropriated	188,532	188,532	188,532	-
Fund balance at end of year	<u>\$ 3,807,451</u>	<u>\$ 3,545,447</u>	<u>\$ 3,679,587</u>	<u>\$ 134,140</u>

SEE ACCOMPANYING NOTES TO THE BASIC FINANCIAL STATEMENTS

**WELLSVILLE LOCAL SCHOOL DISTRICT
COLUMBIANA COUNTY, OHIO**

STATEMENT OF FIDUCIARY NET POSITION
FIDUCIARY FUNDS
JUNE 30, 2017

	Private-Purpose Trust	
	Scholarship	Agency
Assets:		
Equity in pooled cash and cash equivalents	\$ 248,492	\$ 50,414
Total assets.	248,492	\$ 50,414
Liabilities:		
Accounts payable.	-	\$ 237
Due to students.	-	50,177
Total liabilities	-	\$ 50,414
Net position:		
Held in trust for scholarships	248,492	
Total net position.	\$ 248,492	

SEE ACCOMPANYING NOTES TO THE BASIC FINANCIAL STATEMENTS

**WELLSVILLE LOCAL SCHOOL DISTRICT
COLUMBIANA COUNTY, OHIO**

STATEMENT OF CHANGES IN FIDUCIARY NET POSITION
FIDUCIARY FUNDS
FOR THE FISCAL YEAR ENDED JUNE 30, 2017

	Private-Purpose Trust
	Scholarship
Additions:	
Interest	\$ 2,522
Deductions:	
Scholarships awarded	3,300
Change in net position	(778)
Net position at beginning of year.	249,270
Net position at end of year	\$ 248,492

SEE ACCOMPANYING NOTES TO THE BASIC FINANCIAL STATEMENTS

**WELLSVILLE LOCAL SCHOOL DISTRICT
COLUMBIANA COUNTY**

**NOTES TO THE BASIC FINANCIAL STATEMENTS
FOR THE FISCAL YEAR ENDED JUNE 30, 2017**

NOTE 1 - DESCRIPTION OF THE SCHOOL DISTRICT AND REPORTING ENTITY

Wellsville Local School District (the “District”) is a body politic and corporate established for the purpose of exercising the rights and privileges conveyed to it by the constitution and laws of the State of Ohio. Wellsville Local School District is a local school district as defined by §3311.22 of the Ohio Revised Code. The District operates under an elected Board of Education (5 members) and is responsible for the provision of public education to residents of the District. The Board oversees the operations of the District’s seven instructional/support facilities staffed by 32 non-certified and 67 certified full-time teaching personnel who provide services to 744 students and other community members.

NOTE 2 - SUMMARY OF SIGNIFICANT ACCOUNTING POLICIES

The basic financial statements of the District have been prepared in conformity with generally accepted accounting principles (GAAP) as applied to governmental units. The Governmental Accounting Standards Board (GASB) is the accepted standard-setting body for establishing governmental accounting and financial reporting principles. Following are the more significant of the District’s accounting policies.

A. The Reporting Entity

The reporting entity has been defined in accordance with GASB Statement No. 14, “The Financial Reporting Entity” as amended by GASB Statement No. 39, “Determining Whether Certain Organizations Are Component Units” and GASB Statement No. 61, “The Financial Reporting Entity: Omnibus an Amendment of GASB Statements No. 14 and No. 34”. The reporting entity is composed of the primary government and component units. The primary government consists of all funds, departments, boards and agencies that are not legally separate from the District. For the District, this includes general operations, food service, and student related activities of the District.

Component units are legally separate organizations for which the District is financially accountable. The District is financially accountable for an organization if the District appoints a voting majority of the organization’s Governing Board and (1) the District is able to significantly influence the programs or services performed or provided by the organization; or (2) the District is legally entitled to or can otherwise access the organization’s resources; or (3) the District is legally obligated or has otherwise assumed the responsibility to finance the deficits of, or provide financial support to, the organization; or (4) the District is obligated for the debt of the organization. Component units may also include organizations that are fiscally dependent on the District in that the District approves the budget, the issuance of debt or the levying of taxes. Certain organizations are also included as component units if the nature and significance of the relationship between the primary government and the organization is such that exclusion by the primary government would render the primary government’s financial statements incomplete or misleading. Based upon the application of these criteria, the District has no component units. The basic financial statements of the reporting entity include only those of the District (the primary government).

**WELLSVILLE LOCAL SCHOOL DISTRICT
COLUMBIANA COUNTY**

**NOTES TO THE BASIC FINANCIAL STATEMENTS
FOR THE FISCAL YEAR ENDED JUNE 30, 2017**

NOTE 2 - SUMMARY OF SIGNIFICANT ACCOUNTING POLICIES - (Continued)

The following organizations are described due to their relationship to the District.

JOINTLY GOVERNED ORGANIZATIONS

Area Cooperative Computerized Educational Service System (ACCESS)

ACCESS is a computer network which provides data services to twenty-six school districts in Columbiana and Mahoning County, two educational service centers, twenty non-public schools and two Special Education Regional Resource Centers. The jointly governed organization was formed for the purpose of applying modern technology with the aid of computers and other electronic equipment to administrative and instructional functions among member districts. The nine-member Board of Directors consists of 2 treasurers and 6 superintendents from participating school districts. The ACCESS treasurer is an ex-officio member of the Board of Directors. The degree of control exercised by any participating school district is limited to its representation on the Board. Financial information can be obtained from the Treasurer at 7320 North Palmyra Road, Canfield, Ohio 44406.

Columbiana County Career and Technical Center

The Columbiana County Career and Technical Center is a distinct political subdivision of the State of Ohio operated under the direction of a Board consisting of one representative from each of the participating school districts' elected boards, which possesses its own budgeting and taxing authority. To obtain financial information, write to the Columbiana County Career and Technical Center, Katherine Bosco, who serves as Treasurer, at 9364 State Route 45, Lisbon, Ohio 44432.

PUBLIC ENTITY RISK POOL

Ohio School Boards Association Workers' Compensation Group Rating Program

The District participates in the Ohio School Boards Association Workers' Compensation Group Rating Program (GRP), an insurance purchasing pool. The GRP's business and affairs are conducted by a three member Board of directors consisting of the President, the President-Elect and the Immediate Past President of the OSBA. The Executive Director of the OSBA, or his designee, serves as coordinator of the program. Each year, the participating school districts pay an enrollment fee to the GRP to cover the costs of administering the program.

Portage Area School Consortium

The Portage Area School Consortium (the "Consortium") was established in 1981 so that 12 educational service providers in Portage County could manage risk exposures and purchase necessary insurance coverage as a group. The Health and Welfare Trust is organized under the provisions of Section 501(c)(9) of the Internal Revenue Code. Its purpose is to facilitate the management of risks associated with providing employee benefits coverage such as health insurance, disability insurance and life insurance. A third party administrator is retained by the consortium to facilitate the operation of the Health and Welfare Trust. The District pays all insurance premiums directly to the consortium. Also, the insurance agreement with Portage County School Consortium provides that the Consortium will reinsure through commercial companies for claims over \$250,000 per employee. Although the District does not participate in the day-to-day management of the Consortium, one of its administrators serves as a trustee of the Consortium's governing Board as provided in the Consortium's enabling authority. To obtain financial information, write to the Field Local School District, Todd Carpenter, who serves as Treasurer, at 2900 State Route 43, Mogadore, Ohio 44260.

**WELLSVILLE LOCAL SCHOOL DISTRICT
COLUMBIANA COUNTY**

NOTES TO THE BASIC FINANCIAL STATEMENTS
FOR THE FISCAL YEAR ENDED JUNE 30, 2017

NOTE 2 - SUMMARY OF SIGNIFICANT ACCOUNTING POLICIES - (Continued)

B. Fund Accounting

The District uses funds to maintain its financial records during the year. A fund is defined as a fiscal and accounting entity with a self-balancing set of accounts. There are three categories of funds: governmental, proprietary and fiduciary.

GOVERNMENTAL FUNDS

Governmental funds are those through which most governmental functions typically are financed. Governmental fund reporting focuses on the sources, uses and balances of current financial resources. Expendable assets are assigned to the various governmental funds according to the purposes for which they may or must be used. Current liabilities are assigned to the fund from which they will be paid. The difference between governmental fund assets plus deferred outflows of resources and liabilities plus deferred inflows of resources is reported as fund balance. The following is the District's major governmental fund:

General fund -The general fund is used to account for and report all financial resources not accounted for and reported in another fund. The general fund balance is available for any purpose provided it is expended or transferred according to the general laws of Ohio.

Other governmental funds of the District are used to account for (a) specific revenue sources that are restricted or committed to an expenditure for specified purposes other than debt service or capital projects, (b) financial resources that are restricted, committed, or assigned to expenditure for principal and interest and (c) financial resources that are restricted to expenditures for capital outlays including the acquisition or construction of capital facilities and other capital assets.

PROPRIETARY FUNDS

Proprietary funds are used to account for the District's ongoing activities which are similar to those often found in the private sector. The District has no proprietary funds.

FIDUCIARY FUNDS

Fiduciary fund reporting focuses on net position and changes in net position. The fiduciary fund category is split into four classifications: pension trust funds, investment trust funds, private-purpose trust funds and agency funds. Trust funds are used to account for assets held by the District under a trust agreement for individuals, private organizations, or other governments and are therefore not available to support the District's own programs. The District's only trust funds are private-purpose trust funds which account for scholarship programs for students. Agency funds are custodial in nature (assets equal liabilities) and do not involve measurement of results of operations. The District's agency fund accounts for student activities.

C. Basis of Presentation and Measurement Focus

Government-Wide Financial Statements - The statement of net position and the statement of activities display information about the District as a whole. These statements include the financial activities of the primary government, except for fiduciary funds.

**WELLSVILLE LOCAL SCHOOL DISTRICT
COLUMBIANA COUNTY**

**NOTES TO THE BASIC FINANCIAL STATEMENTS
FOR THE FISCAL YEAR ENDED JUNE 30, 2017**

NOTE 2 - SUMMARY OF SIGNIFICANT ACCOUNTING POLICIES - (Continued)

The government-wide statement of activities presents a comparison between direct expenses and program revenues for each function or program of the governmental activities of the District. Direct expenses are those that are specifically associated with a service, program or department and therefore clearly identifiable to a particular function. Program revenues include amounts paid by the recipient of goods or services offered by the program and grants and contributions that are restricted to meeting the operational or capital requirements of a particular program. Revenues not classified as program revenues are presented as general revenues of the District.

The government-wide financial statements are prepared using the economic resources measurement focus. All assets, deferred outflows of resources, liabilities, and deferred inflows of resources associated with the operation of the District are included on the statement of net position.

Fund Financial Statements - Fund financial statements report detailed information about the District. The focus of governmental fund financial statements is on major funds rather than reporting funds by type. Each major fund is presented in a separate column, and all nonmajor funds are aggregated into one column. Fiduciary funds are reported by fund type.

All governmental funds are accounted for using a flow of current financial resources measurement focus. With this measurement focus, only current assets, deferred outflows of resources, liabilities, and deferred inflows of resources generally are included on the balance sheet. The statement of revenues, expenditures and changes in fund balances reports on the sources (i.e., revenues and other financing sources) and uses (i.e., expenditures and other financing uses) of current financial resources. This approach differs from the manner in which the governmental activities of the government-wide financial statements are prepared. Governmental fund financial statements therefore include a reconciliation with brief explanations to better identify the relationship between the government-wide statements and the statements for governmental funds.

The private-purpose trust funds are reported using the economic resources measurement focus. Agency funds do not report a measurement focus as they do not report operations.

D. Basis of Accounting

Basis of accounting determines when transactions are recorded in the financial records and reported on the financial statements. Government-wide financial statements are prepared using the accrual basis of accounting. Governmental funds use the modified accrual basis of accounting. Fiduciary funds also use the accrual basis of accounting.

Revenues - Exchange and Nonexchange Transactions - Revenues resulting from exchange transactions, in which each party gives and receives essentially equal value are recorded on the accrual basis when the exchange takes place. On a modified accrual basis, revenue is recorded in the fiscal year in which the resources are measurable and become available. Available means that the resources will be collected within the current fiscal year or are expected to be collected soon enough thereafter to be used to pay liabilities of the current fiscal year. For the District, available means expected to be received within sixty days of fiscal year end.

**WELLSVILLE LOCAL SCHOOL DISTRICT
COLUMBIANA COUNTY**

**NOTES TO THE BASIC FINANCIAL STATEMENTS
FOR THE FISCAL YEAR ENDED JUNE 30, 2017**

NOTE 2 - SUMMARY OF SIGNIFICANT ACCOUNTING POLICIES - (Continued)

Nonexchange transactions, in which the District receives value without directly giving equal value in return, include property taxes, grants, entitlements and donations. On an accrual basis, revenue from property taxes is recognized in the fiscal year for which the taxes are levied (see Note 6). Revenue from grants, entitlements and donations is recognized in the fiscal year in which all eligibility requirements have been satisfied. Eligibility requirements include timing requirements, which specify the year when the resources are required to be used or the fiscal year when use is first permitted, matching requirements, in which the District must provide local resources to be used for a specified purpose and expenditure requirements, in which the resources are provided to the District on a reimbursement basis. On a modified accrual basis, revenue from nonexchange transactions must also be available before it can be recognized.

Under the modified accrual basis, the following revenue sources are considered to be both measurable and available at fiscal year end: property taxes available as an advance, interest, tuition, grants, student fees and rentals.

Deferred Outflows of Resources and Deferred Inflows of Resources - In addition to assets, the government-wide statement of net position will report a separate section for deferred outflows of resources. Deferred outflows of resources, represents a consumption of net position that applies to a future period and will not be recognized as an outflow of resources (expense/expenditure) until then. For the District, see Note 12 for deferred outflows of resources related the District's net pension liability. In addition, deferred outflows of resources include a deferred charge on debt refunding. A deferred charge on refunding results from the difference in the carrying value of refunded debt and its reacquisition price. This amount is deferred and amortized over the shorter of the life of the refunded or refunding debt.

In addition to liabilities, both the government-wide statement of net position and the governmental fund financial statements report a separate section for deferred inflows of resources. Deferred inflows of resources represent an acquisition of net position that applies to a future period and will not be recognized as an inflow of resources (revenue) until that time. For the District, deferred inflows of resources include property taxes and unavailable revenue. Property taxes represent amount for which there is an enforceable legal claim as of June 30, 2017, but which were levied to finance fiscal year 2018 operations. These amounts have been recorded as a deferred inflow of resources on both the government-wide statement of net position and the governmental fund financial statements. Unavailable revenue is reported only on the governmental funds balance sheet, and represents receivables which will not be collected within the available period. For the District unavailable revenue includes, but is not limited to, delinquent property taxes and intergovernmental grants. These amounts are deferred and recognized as an inflow of resources in the period the amounts become available.

For the District, see Note 12 for deferred inflows of resources related to the District's net pension liability. This deferred inflow of resources is only reported on the government-wide statement of net position.

Expenses/Expenditures - On the accrual basis of accounting, expenses are recognized at the time they are incurred. The entitlement value of donated commodities received during the year is reported in the fund financial statements as an expenditure with a like amount reported as intergovernmental revenue.

**WELLSVILLE LOCAL SCHOOL DISTRICT
COLUMBIANA COUNTY**

**NOTES TO THE BASIC FINANCIAL STATEMENTS
FOR THE FISCAL YEAR ENDED JUNE 30, 2017**

NOTE 2 - SUMMARY OF SIGNIFICANT ACCOUNTING POLICIES - (Continued)

The measurement focus of governmental fund accounting is on decreases in net financial resources (expenditures) rather than expenses. Expenditures are generally recognized in the accounting period in which the related fund liability is incurred, if measurable. Allocations of cost, such as depreciation and amortization, are not recognized in governmental funds.

E. Budgetary Process

All funds are legally required to be budgeted and appropriated. The major documents prepared are the tax budget, the certificate of estimated resources, and the appropriations resolution, all of which are prepared on the budgetary basis of accounting. The tax budget demonstrates a need for existing or increased tax rates. The certificate of estimated resources establishes a limit on the amount the Board of Education may appropriate. The appropriations resolution is the Board's authorization to spend resources and sets annual limits on expenditures plus encumbrances at the level of control selected by the Board. The legal level of budgetary control is at the fund level for all funds. Any budgetary modifications at this level may only be made by the Board of Education. Budgetary allocations at the object level within the general fund and the function and object level in all other funds are made by the Treasurer.

The certificate of estimated resources may be amended during the year if projected increases or decreases in revenue are identified by the Treasurer. The amounts reported as the original budgeted amounts on the budgetary statements reflect the amounts on the certificate of estimated resources when the original appropriations were adopted. The amounts reported as the final budgeted amounts on the budgetary statements reflect the amounts on the amended certificate of estimated resources in effect at the time final appropriations were passed by the Board.

The appropriation resolution is subject to amendment throughout the year with the restriction that appropriations cannot exceed estimated resources. The amounts reported as the original budgeted amounts reflect the first appropriation resolution for that fund that covered the entire fiscal year, including amounts automatically carried forward from prior fiscal years. The amounts reported as the final budgeted amounts represent the final appropriation amounts passed by the Board during the fiscal year.

F. Cash and Investments

To improve cash management, cash received by the District is pooled. Monies for all funds are maintained in this pool. Interest in the pool is presented as "equity in pooled cash and cash equivalents" on the financial statements.

During fiscal year 2017, investments were limited to investments in the State Treasury Asset Reserve of Ohio (STAR Ohio). Non-participating investment contracts are reported at cost.

**WELLSVILLE LOCAL SCHOOL DISTRICT
COLUMBIANA COUNTY**

**NOTES TO THE BASIC FINANCIAL STATEMENTS
FOR THE FISCAL YEAR ENDED JUNE 30, 2017**

NOTE 2 - SUMMARY OF SIGNIFICANT ACCOUNTING POLICIES - (Continued)

STAR Ohio (the State Treasury Asset Reserve of Ohio), is an investment pool managed by the State Treasurer's Office which allows governments within the State to pool their funds for investment purposes. STAR Ohio is not registered with the SEC as an investment company, but has adopted Governmental Accounting Standards Board (GASB), Statement No. 79, "Certain External Investment Pools and Pool Participants." The District measures its investment in STAR Ohio at the net asset value (NAV) per share provided by STAR Ohio. The NAV per share is calculated on an amortized cost basis that provides an NAV per share that approximates fair value.

For fiscal year 2017, there were no limitations or restrictions on any participant withdrawals due to redemption notice periods, liquidity fees, or redemption gates. However, notice must be given 24 hours in advance of all deposits and withdrawals exceeding \$25 million. STAR Ohio reserves the right to limit the transaction to \$50 million, requiring the excess amount to be transacted the following business day(s), but only to the \$50 million limit. All accounts of the participant will be combined for these purposes.

As authorized by Ohio statutes, the Board of Education has specified the funds to receive an allocation of interest earnings. Interest revenue credited to the general fund during fiscal year 2017 amounted to \$26,533 which includes \$5,178 assigned from other District funds.

For presentation on the financial statements, investments of the cash management pool and investments with original maturities of three months or less at the time they are purchased by the District are considered to be cash equivalents. Investments with an initial maturity of more than three months that are not purchased from the pool are reported as investments.

G. Inventory

On government-wide and fund financial statements, purchased inventories are presented at the lower of cost or market and donated commodities are presented at their entitlement value. Inventories are recorded on a first-in, first-out basis and are expensed when used. Inventories are accounted for using the consumption method.

Inventory consists of expendable supplies held for consumption, donated food and purchased food.

H. Capital Assets

General capital assets are those assets specifically related to governmental activities. These assets generally result from expenditures in the governmental funds. These assets are reported in the governmental activities column of the government-wide statement of net position, but are not reported on the fund financial statements.

All capital assets are capitalized at cost (or estimated historical cost) and updated for additions and reductions during the year. Donated capital assets are recorded at their fair market values as of the date received. The District's capitalization threshold is \$2,500. The District does not possess any infrastructure. Improvements are capitalized; the costs of normal maintenance and repairs that do not add to the value of the asset or materially extend an asset's life are not capitalized.

**WELLSVILLE LOCAL SCHOOL DISTRICT
COLUMBIANA COUNTY**

NOTES TO THE BASIC FINANCIAL STATEMENTS
FOR THE FISCAL YEAR ENDED JUNE 30, 2017

NOTE 2 - SUMMARY OF SIGNIFICANT ACCOUNTING POLICIES - (Continued)

All reported capital assets other than land are depreciated. Depreciation is computed using the straight-line method over the following useful lives:

Description	Governmental Activities <u>Estimated Lives</u>
Land improvements	15 - 30 years
Buildings and improvements	20 - 50 years
Furniture and equipment	5 - 20 years
Vehicles	5 - 15 years

I. Compensated Absences

Vacation benefits are accrued as a liability as the benefits are earned if the employees' rights to receive compensation are attributable to services already rendered and it is probable that the District will compensate the employees for the benefits through paid time off or some other means. The District records a liability for accumulated unused vacation time when earned for all employees with more than one year of service.

Sick leave benefits are accrued as a liability using the vesting method. The liability includes the employees who are currently eligible to receive termination benefits and those the District has identified as probable of receiving payment in the future. The amount is based on accumulated sick leave and employees' wage rates at fiscal year-end, taking into consideration any limits specified in the District's termination policy.

The entire compensated absence liability is reported on the government-wide financial statements.

For governmental fund financial statements, the current portion of unpaid compensated absences is the amount that is normally expected to be paid using expendable available financial resources. These amounts are recorded in the account "compensated absences payable" in the fund from which the employees who have accumulated leave are paid. The noncurrent portion of the liability is not reported.

J. Accrued Liabilities and Long-Term Obligations

All payables, accrued liabilities and long-term obligations are reported in the government-wide financial statements.

In general, governmental fund payables and accrued liabilities that once incurred are paid in a timely manner and in full from current financial resources are reported as obligations of the funds. However, compensated absences that will be paid from governmental funds are reported as a liability in the fund financial statements only to the extent that they are due for payment during the current year. Long-term bonds and loans are recognized as a liability on the governmental fund financial statements when due.

K. Bond Issuance Costs, Bond Premiums and Discounts, and Deferred Charges on Debt Refunding

On both the government-wide financial statements and the fund financial statements, bond issuance costs are recognized in the period in which these items are incurred.

**WELLSVILLE LOCAL SCHOOL DISTRICT
COLUMBIANA COUNTY**

NOTES TO THE BASIC FINANCIAL STATEMENTS
FOR THE FISCAL YEAR ENDED JUNE 30, 2017

NOTE 2 - SUMMARY OF SIGNIFICANT ACCOUNTING POLICIES - (Continued)

On the government-wide financial statements, bond premiums and discounts are amortized over the term of the bonds using the straight line method, which approximates the effective interest method. Bond premiums are presented as an addition to the face amount of the bonds and bond discounts are presented as a reduction to the face amount of the bonds. On the governmental fund financial statements, bond premiums and discounts are recognized in the period in which these items are incurred. The reconciliation between the face value of bonds and the amount reported on the statement of net position is presented in Note 9.A.

For current and advance refundings resulting in the defeasance of debt reported in the government-wide financial statements, the difference between the reacquisition price and the net carrying amount of the refunded debt is amortized as a component of interest expense. This accounting gain or loss is amortized over the remaining term of the old debt or the term of the new debt, whichever is shorter, and is presented on the statement of net position as a deferred inflow of resources or a deferred outflow of resources.

L. Net Position

Net position represents the difference between assets and deferred outflows and liabilities and deferred inflows. The net position component “net investment in capital assets,” consists of capital assets, net of accumulated depreciation, reduced by the outstanding balances of any borrowing used for the acquisition, construction or improvement of those assets. Deferred outflows of resources and deferred inflows of resources that are attributable to the acquisition, construction or improvement of those assets or related debt also should be included in this component of net position. Net position is reported as restricted when there are limitations imposed on its use either through the enabling legislation adopted by the District or through external restrictions imposed by creditors, grantors or laws or regulations of other governments.

The District applies restricted resources first when an expense is incurred for purposes for which both restricted and unrestricted net position is available.

M. Fund Balance

Fund balance is divided into five classifications based primarily on the extent to which the District is bound to observe constraints imposed upon the use of the resources in the governmental funds. The classifications are as follows:

Nonspendable - The nonspendable fund balance classification includes amounts that cannot be spent because they are not in spendable form or legally required to be maintained intact. The “not in spendable form” criterion includes items that are not expected to be converted to cash. It also includes the long-term amount of loans receivable in the general fund.

Restricted - Fund balance is reported as restricted when constraints are placed on the use of resources that are either externally imposed by creditors (such as through debt covenants), grantors, contributors, or laws or regulations of other governments, or imposed by law through constitutional provisions or enabling legislation.

**WELLSVILLE LOCAL SCHOOL DISTRICT
COLUMBIANA COUNTY**

**NOTES TO THE BASIC FINANCIAL STATEMENTS
FOR THE FISCAL YEAR ENDED JUNE 30, 2017**

NOTE 2 - SUMMARY OF SIGNIFICANT ACCOUNTING POLICIES - (Continued)

Committed - The committed fund balance classification includes amounts that can be used only for the specific purposes imposed by a formal action (resolution) of the District Board of Education (the highest level of decision making authority). Those committed amounts cannot be used for any other purpose unless the District Board of Education removes or changes the specified use by taking the same type of action (resolution) it employed to previously commit those amounts. Committed fund balance also incorporates contractual obligations to the extent that existing resources in the fund have been specifically committed for use in satisfying those contractual requirements.

Assigned - Amounts in the assigned fund balance classification are intended to be used by the District for specific purposes, but do not meet the criteria to be classified as restricted nor committed. In governmental funds other than the general fund, assigned fund balance represents the remaining amount that is not restricted or committed. In the general fund, assigned amounts represent intended uses established by policies of the District Board of Education, which includes giving the Treasurer the authority to constrain monies for intended purposes.

Unassigned - Unassigned fund balance is the residual classification for the general fund and includes all spendable amounts not contained in the other classifications. In other governmental funds, the unassigned classification is only used to report a deficit fund balance resulting from overspending for specific purposes for which amounts had been restricted, committed, or assigned.

The District applies restricted resources first when expenditures are incurred for purposes for which restricted and unrestricted (committed, assigned, and unassigned) fund balance is available. Similarly, within unrestricted fund balance, committed amounts are reduced first followed by assigned, and then unassigned amounts when expenditures are incurred for purposes for which amounts in any of the unrestricted fund balance classifications could be used.

N. Pensions

For purposes of measuring the net pension liability, deferred outflows of resources and deferred inflows of resources related to pensions, and pension expense, information about the fiduciary net position of the pension plans and additions to/deductions from their fiduciary net position have been determined on the same basis as they are reported by the pension systems. For this purpose, benefit payments (including refunds of employee contributions) are recognized when due and payable in accordance with the benefit terms. The pension systems report investments at fair value.

O. Interfund Balances

Payables resulting from charges for services in the nonmajor governmental funds are recorded as “due to other funds” and a corresponding receivable recorded as “due from other funds” in the general fund. These amounts are eliminated in the governmental activities column on the statement of net position.

P. Interfund Activity

Exchange transactions between funds are reported as revenues in the seller funds and as expenditures/expenses in the purchaser funds. Flows of cash or goods from one fund to another without a requirement for repayment are reported as interfund transfers. Interfund transfers are reported as other financing sources/uses in governmental funds. Repayments from funds responsible for particular expenditures/expenses to the funds that initially paid for them are not presented on the basic financial statements.

**WELLSVILLE LOCAL SCHOOL DISTRICT
COLUMBIANA COUNTY**

NOTES TO THE BASIC FINANCIAL STATEMENTS
FOR THE FISCAL YEAR ENDED JUNE 30, 2017

NOTE 2 - SUMMARY OF SIGNIFICANT ACCOUNTING POLICIES - (Continued)

Q. Estimates

The preparation of financial statements in conformity with generally accepted accounting principles requires management to make estimates and assumptions that affect the amounts reported in the financial statements and accompanying notes. Actual results may differ from those estimates.

R. Extraordinary and Special Items

Extraordinary items are transactions or events that are both unusual in nature and infrequent in occurrence. Special items are transactions or events that are within the control of the District and that are either unusual in nature or infrequent in occurrence. Neither type of transaction occurred during fiscal year 2017.

NOTE 3 - ACCOUNTABILITY AND COMPLIANCE

A. Change in Accounting Principles

For fiscal year 2017, the District has implemented GASB Statement No. 77, “*Tax Abatement Disclosures*”, GASB Statement No. 78, “*Pensions Provided Through Certain Multiple-Employer Defined Benefit Pension Plans*”, GASB Statement No. 80, “*Blending Requirements for Certain Component Units - An Amendment of GASB Statement No. 14*” and GASB Statement No. 82, “*Pension Issues - An Amendment of GASB Statements No. 67, No. 68 and No. 73*”.

GASB Statement No. 77 requires governments that enter into tax abatement agreements to disclose certain information about the agreement. GASB Statement No. 77 also requires disclosures related to tax abatement agreements that have been entered into by other governments that reduce the reporting government’s tax revenues. The implementation of GASB Statement No. 77 did not have an effect on the financial statements of the District.

GASB Statement No. 78 establishes accounting and financial reporting standards for defined benefit pensions provided to the employees of state or local governmental employers through a cost-sharing multiple-employer defined benefit pension plan (cost-sharing pension plan) that meets the criteria in paragraph 4 of Statement 68 and that (a) is not a state or local governmental pension plan, (b) is used to provide defined benefit pensions both to employees of state or local governmental employers and to employees of employers that are not state or local governmental employers, and (c) has no predominant state or local governmental employer (either individually or collectively with other state or local governmental employers that provide pensions through the pension plan). The implementation of GASB Statement No. 78 did not have an effect on the financial statements of the District.

GASB Statement No. 80 improves the financial reporting by clarifying the financial statement presentation requirements for certain component units. This Statement applies to component units that are organized as not-for-profit corporations in which the primary government is the sole corporate member. The implementation of GASB Statement No. 80 did not have an effect on the financial statements of the District.

**WELLSVILLE LOCAL SCHOOL DISTRICT
COLUMBIANA COUNTY**

**NOTES TO THE BASIC FINANCIAL STATEMENTS
FOR THE FISCAL YEAR ENDED JUNE 30, 2017**

NOTE 3 - ACCOUNTABILITY AND COMPLIANCE - (Continued)

GASB Statement No. 82 addresses issues regarding (1) the presentation of payroll-related measures in required supplementary information, (2) the selection of assumptions and the treatment of deviations from the guidance in an Actuarial Standard of Practice for financial reporting purposes, and (3) the classification of payments made by employers to satisfy employee (plan member) contribution requirements. The implementation of GASB Statement No. 82 did not have an effect on the financial statements of the District.

B. Deficit Fund Balances

Fund balances at June 30, 2017 included the following individual fund deficit:

<u>Nonmajor fund</u>	<u>Deficit</u>
Improving teacher quality	\$ 103

The general fund is liable for any deficit in this fund and provides transfers when cash is required, not when accruals occur. The deficit fund balance resulted from adjustments for accrued liabilities.

NOTE 4 - DEPOSITS AND INVESTMENTS

State statutes classify monies held by the District into three categories.

Active deposits are public deposits necessary to meet current demands on the treasury. Such monies must be maintained either as cash in the District treasury, in commercial accounts payable or withdrawable on demand, including negotiable order of withdrawal (NOW) accounts, or in money market deposit accounts.

Inactive deposits are public deposits that the Board of Education has identified as not required for use within the current five year period of designation of depositories. Inactive deposits must either be evidenced by certificates of deposit maturing not later than the end of the current period of designation of depositories, or by savings or deposit accounts including, but not limited to, passbook accounts.

Interim deposits are deposits of interim monies. Interim monies are those monies which are not needed for immediate use, but which will be needed before the end of the current period of designation of depositories.

Interim deposits must be evidenced by time certificates of deposit maturing not more than one year from the date of deposit or by savings or deposit accounts including passbook accounts.

Interim monies may be deposited or invested in the following securities:

1. United States Treasury Notes, Bills, Bonds, or any other obligation or security issued by the United States Treasury or any other obligation guaranteed as to principal and interest by the United States;
2. Bonds, notes, debentures, or any other obligations or securities issued by any federal government agency or instrumentality, including, but not limited to, the Federal National Mortgage Association, Federal Home Loan Bank, Federal Farm Credit Bank, Federal Home Loan Mortgage Corporation, Government National Mortgage Association and Student Loan Marketing Association. All federal agency securities shall be direct issuances of federal government agencies or instrumentalities;

**WELLSVILLE LOCAL SCHOOL DISTRICT
COLUMBIANA COUNTY**

**NOTES TO THE BASIC FINANCIAL STATEMENTS
FOR THE FISCAL YEAR ENDED JUNE 30, 2017**

NOTE 4 - DEPOSITS AND INVESTMENTS - (Continued)

3. Written repurchase agreements in the securities listed above provided that the market value of the securities subject to the repurchase agreement must exceed the principal value of the agreement by at least two percent and be marked to market daily and that the term of the agreement must not exceed thirty days;
4. Bonds and other obligations of the State of Ohio;
5. No-load money market mutual funds consisting exclusively of obligations described in items (1) and (2) above and repurchase agreements secured by such obligations, provided that investments in securities described in this division are made only through eligible institutions;
6. The State Treasurer's investment pool the State Treasury Asset Reserve of Ohio (STAR Ohio);
7. Certain banker's acceptance and commercial paper notes for a period not to exceed one-hundred-eighty days from the purchase date in an amount not to exceed twenty-five percent of the interim monies available for investment at any one time; and,
8. Under limited circumstances, corporate notes rated in either of the two highest classifications by at least two nationally recognized rating agencies.

Protection of the District's deposits is provided by the Federal Deposit Insurance Corporation (FDIC), by eligible securities pledged by the financial institution as security for repayment, by surety company bonds deposited with the Treasurer by the financial institution or by a single collateral pool established by the financial institution to secure the repayment of all public monies deposited with the institution.

Investments in stripped principal or interest obligations, reverse repurchase agreements and derivatives are prohibited. The issuance of taxable notes for the purpose of arbitrage, the use of leverage and short selling are also prohibited. An investment must mature within five years from the date of purchase unless matched to a specific obligation or debt of the District, and must be purchased with the expectation that it will be held to maturity. Investments may only be made through specified dealers and institutions. Payment for investments may be made only upon delivery of the securities representing the investments to the Treasurer or, if the securities are not represented by a certificate, upon receipt of confirmation of transfer from the custodian.

A. Deposits with Financial Institutions

At June 30, 2017, the carrying amount of all District deposits, including \$3,029,620 in nonnegotiable certificates of deposit, was \$4,881,232. Based on the criteria described in GASB Statement No. 40, "Deposits and Investment Risk Disclosures", as of June 30, 2017, \$1,523,460 of the District's bank balance of \$4,934,372 was exposed to custodial risk as discussed below, while \$3,410,912 was covered by the FDIC.

**WELLSVILLE LOCAL SCHOOL DISTRICT
COLUMBIANA COUNTY**

NOTES TO THE BASIC FINANCIAL STATEMENTS
FOR THE FISCAL YEAR ENDED JUNE 30, 2017

NOTE 4 - DEPOSITS AND INVESTMENTS - (Continued)

Custodial credit risk is the risk that, in the event of bank failure, the District’s deposits may not be returned. All deposits are collateralized with eligible securities in amounts equal to at least 105% of the carrying value of the deposits. Such collateral, as permitted by the Ohio Revised Code, is held in single financial institution collateral pools at Federal Reserve Banks, or at member banks of the federal reserve system, in the name of the respective depository bank and pledged as a pool of collateral against all of the public deposits it holds or as specific collateral held at the Federal Reserve Bank in the name of the District.

The District has no deposit policy for custodial credit risk beyond the requirements of State statute. Although the securities were held by the pledging institutions’ trust department and all statutory requirements for the deposit of money had been followed, noncompliance with federal requirements could potentially subject the District to a successful claim by the FDIC.

B. Investments

As of June 30, 2017, the District had the following investment and maturity:

<u>Measurement/ Investment type</u>	<u>Measurement Value</u>	<u>Investment Maturities 6 months or less</u>
Amortized cost:		
STAR Ohio	\$ <u>7,705</u>	\$ <u>7,705</u>

Interest Rate Risk: As a means of limiting its exposure to fair value losses arising from rising interest rates and according to State law, the District’s investment policy limits investment portfolio maturities to five years or less.

Credit Risk: STAR Ohio carries a rating of AAAM by Standard and Poor’s. Ohio law requires that STAR Ohio maintain the highest rating by at least one nationally recognized standard rating service.

Custodial Credit Risk: For an investment, custodial credit risk is the risk that, in the event of the failure of the counterparty, the District will not be able to recover the value of its investments or collateral securities that are in the possession of an outside party. The District has no investment policy dealing with investment custodial risk beyond the requirement in State statute that prohibits payment for investments prior to the delivery of the securities representing such investments to the Treasurer or qualified trustee.

Concentration of Credit Risk: The District places no limit on the amount that may be invested in any one issuer. The following table includes the percentage of each investment type held by the District at June 30, 2017:

<u>Measurement/ Investment type</u>	<u>Measurement Value</u>	<u>% of Total</u>
Amortized cost:		
STAR Ohio	\$ <u>7,705</u>	<u>100.00</u>

**WELLSVILLE LOCAL SCHOOL DISTRICT
COLUMBIANA COUNTY**

NOTES TO THE BASIC FINANCIAL STATEMENTS
FOR THE FISCAL YEAR ENDED JUNE 30, 2017

NOTE 4 - DEPOSITS AND INVESTMENTS - (Continued)

C. Reconciliation of Cash and Investments to the Statement of Net Position

The following is a reconciliation of cash and investments as reported in the note above to cash and investments as reported on the statement of net position as of June 30, 2017:

<u>Cash and investments per note</u>	
Carrying amount of deposits	\$ 4,881,232
Investments	<u>7,705</u>
Total	<u>\$ 4,888,937</u>
 <u>Cash and investments per statement of net position</u>	
Governmental activities	\$ 4,590,031
Private-purpose trust fund	248,492
Agency fund	<u>50,414</u>
Total	<u>\$ 4,888,937</u>

NOTE 5 - INTERFUND TRANSACTIONS

Due to/from other funds at June 30, 2017, as reported on the fund statements, consist of the following:

<u>Due to the general fund from:</u>	<u>Amount</u>
Nonmajor governmental fund	<u>\$ 16,500</u>

The purpose of the due to/from other funds balance at June 30, 2017 is to show the liability of certain nonmajor governmental funds to the general fund for charges due to the general fund.

Due to/from other funds between governmental funds are eliminated on the government-wide financial statements; therefore, no internal balances at June 30, 2017 are reported on the statement of net position.

NOTE 6 - PROPERTY TAXES

Property taxes are levied and assessed on a calendar year basis while the District fiscal year runs from July through June. First half tax collections are received by the District in the second half of the fiscal year. Second half tax distributions occur in the first half of the following fiscal year.

**WELLSVILLE LOCAL SCHOOL DISTRICT
COLUMBIANA COUNTY**

**NOTES TO THE BASIC FINANCIAL STATEMENTS
FOR THE FISCAL YEAR ENDED JUNE 30, 2017**

NOTE 6 - PROPERTY TAXES - (Continued)

Property taxes include amounts levied against all real property and public utility property. Real property tax revenues received in calendar year 2017 represent the collection of calendar year 2016 taxes. Real property taxes received in calendar year 2017 were levied after April 1, 2016, on the assessed values as of January 1, 2016, the lien date. Assessed values for real property taxes are established by State statute at 35 percent of appraised market value. Real property taxes are payable annually or semiannually. If paid annually, payment is due December 31; if paid semiannually, the first payment is due December 31, with the remainder payable by June 20. Under certain circumstances, State statute permits alternate payment dates to be established. Public utility property tax revenues received in calendar year 2017 represent the collection of calendar year 2016 taxes. Public utility real and personal property taxes received in calendar year 2017 became a lien on December 31, 2015, were levied after April 1, 2016, and are collected with real property taxes. Public utility real property is assessed at 35 percent of true value; public utility tangible personal property is currently assessed at varying percentages of true value.

The District receives property taxes from Columbiana County. The County Auditor periodically advances to the District its portion of the taxes collected. Second-half real property tax payments collected by the County by June 30, 2017, are available to finance fiscal year 2017 operations. The amount available as an advance at June 30, 2017 was \$62,761 in the general fund, \$8,061 in the debt service fund, a nonmajor governmental fund, \$9,930 in the permanent improvement fund a nonmajor governmental fund, and \$1,297 in the classroom facilities maintenance fund, a nonmajor governmental fund. This amount is recorded as revenue. The amount available for advance at June 30, 2016 was \$32,444 in the general fund, \$4,136 in the debt service fund, a nonmajor governmental fund, \$5,044 in the permanent improvement fund a nonmajor governmental fund, and \$13,244 in the classroom facilities maintenance fund, a nonmajor governmental fund. The amount of second-half real property taxes available for advance at fiscal year-end can vary based on the date the tax bills are sent.

Accrued property taxes receivable includes real property, public utility property and delinquent tangible personal property taxes which are measurable as of June 30, 2017 and for which there is an enforceable legal claim. Although total property tax collections for the next fiscal year are measurable, only the amount of real property taxes available as an advance at June 30 was levied to finance current fiscal year operations and is reported as revenue at fiscal year-end. The portion of the receivable not levied to finance current fiscal year operations is offset by a credit to deferred inflows.

On the accrual basis of accounting, collectible delinquent property taxes have been recorded as a receivable and revenue, while on a modified accrual basis of accounting the revenue has been reported as a deferred inflow.

**WELLSVILLE LOCAL SCHOOL DISTRICT
COLUMBIANA COUNTY**

**NOTES TO THE BASIC FINANCIAL STATEMENTS
FOR THE FISCAL YEAR ENDED JUNE 30, 2017**

NOTE 6 - PROPERTY TAXES - (Continued)

The assessed values upon which the fiscal year 2017 taxes were collected are:

	2016 Second Half Collections		2017 First Half Collections	
	<u>Amount</u>	<u>Percent</u>	<u>Amount</u>	<u>Percent</u>
Agricultural/residential and other real estate	\$ 42,208,830	92.52	\$ 43,961,910	92.72
Public utility personal	<u>3,410,300</u>	<u>7.48</u>	<u>3,449,560</u>	<u>7.28</u>
Total	<u>\$ 45,619,130</u>	<u>100.00</u>	<u>\$ 47,411,470</u>	<u>100.00</u>
Tax rate per \$1,000 of assessed valuation	\$38.65		\$38.65	

NOTE 7 - RECEIVABLES

Receivables at June 30, 2017, consisted of property taxes, accounts, and intergovernmental grants and entitlements. All receivables are considered collectible in full due to the ability to foreclose for the nonpayment of taxes, the stable condition of State programs, and the current year guarantee of federal funds.

A summary of the principal items of receivables follows:

Governmental activities:

Property taxes	\$ 1,113,451
Accounts	10,943
Intergovernmental	<u>230,029</u>
Total	<u>\$ 1,354,423</u>

Receivables have been disaggregated on the face of the basic financial statements. All receivables are expected to be collected within the subsequent year.

**WELLSVILLE LOCAL SCHOOL DISTRICT
COLUMBIANA COUNTY**

NOTES TO THE BASIC FINANCIAL STATEMENTS
FOR THE FISCAL YEAR ENDED JUNE 30, 2017

NOTE 8 - CAPITAL ASSETS

Capital asset activity for the fiscal year ended June 30, 2017, was as follows:

	Balance June 30, 2016	Additions	Deductions	Balance June 30, 2017
Governmental activities:				
Capital assets, not being depreciated:				
Land	\$ 312,056	\$ -	\$ -	\$ 312,056
Total capital assets, not being depreciated	<u>312,056</u>	<u>-</u>	<u>-</u>	<u>312,056</u>
Capital assets, being depreciated:				
Land improvements	1,074,019	-	-	1,074,019
Building and improvements	10,393,882	-	-	10,393,882
Furniture and equipment	811,309	2,599	-	813,908
Vehicles	394,567	-	-	394,567
Total capital assets, being depreciated	<u>12,673,777</u>	<u>2,599</u>	<u>-</u>	<u>12,676,376</u>
Less: accumulated depreciation				
Land improvements	(725,363)	(39,605)	-	(764,968)
Building and improvements	(6,048,654)	(295,361)	-	(6,344,015)
Furniture and equipment	(650,090)	(57,516)	-	(707,606)
Vehicles	(238,336)	(26,374)	-	(264,710)
Total accumulated depreciation	<u>(7,662,443)</u>	<u>(418,856)</u>	<u>-</u>	<u>(8,081,299)</u>
Governmental activities capital assets, net	<u>\$ 5,323,390</u>	<u>\$ (416,257)</u>	<u>\$ -</u>	<u>\$ 4,907,133</u>

Depreciation expense was charged to governmental functions as follows:

Instruction:	
Regular	\$ 335,262
Special	603
Support services:	
Pupil	317
Instructional staff	3,164
Administration	10,622
Fiscal	833
Operations and maintenance	35,650
Pupil transportation	24,633
Extracurricular	5,412
Food service operations	<u>2,360</u>
Total depreciation expense	<u>\$ 418,856</u>

**WELLSVILLE LOCAL SCHOOL DISTRICT
COLUMBIANA COUNTY**

NOTES TO THE BASIC FINANCIAL STATEMENTS
FOR THE FISCAL YEAR ENDED JUNE 30, 2017

NOTE 9 - LONG-TERM OBLIGATIONS

A. During the fiscal year 2017, the following changes occurred in governmental activities long-term obligations:

	Balance June 30, 2016	Additions	Reductions	Balance June 30, 2017	Amounts Due in One Year
Governmental activities:					
Series 2007 refunding bonds	\$ 570,000	\$ -	\$ (105,000)	\$ 465,000	\$ 110,000
Energy conservation loan	110,000	-	(50,000)	60,000	30,000
Net pension liability	10,792,753	3,022,917	-	13,815,670	-
Compensated absences	456,826	63,971	(81,741)	439,056	50,229
Total long-term obligations, governmental activities	\$ 11,929,579	\$ 3,086,888	\$ (236,741)	14,779,726	\$ 190,229
Add: Unamortized premium on refunding bonds				21,242	
Total reported on the statement of net position				\$ 14,800,968	

Compensated absences will be paid from the fund from which the employee is paid; these include the general fund, the food service fund (a nonmajor governmental fund), the IDEA Part-B special education fund (a nonmajor governmental fund), and the Title I fund (a nonmajor governmental fund).

A discussion of the District's net pension liability is located in Note 12.

B. Energy Conservation Loan

In August 2004, the District issued energy conservation notes for the purpose of providing energy conservation measures for the District, under the authority of Ohio Revised Code Sections 133.06(G) and 3313.372. The notes were issued for a fifteen-year period with final maturity during fiscal year 2019 and an interest rate of 3.0%. The loan will be retired from the permanent improvement fund (a nonmajor governmental fund).

The following is a summary of future annual debt service requirements to maturity for the District's energy conservation loan:

Year Ended	Energy Conservation Loan		
June 30,	Principal	Interest	Total
2018	\$ 30,000	\$ 3,300	\$ 33,300
2019	30,000	1,650	31,650
Total	\$ 60,000	\$ 4,950	\$ 64,950

**WELLSVILLE LOCAL SCHOOL DISTRICT
COLUMBIANA COUNTY**

NOTES TO THE BASIC FINANCIAL STATEMENTS
FOR THE FISCAL YEAR ENDED JUNE 30, 2017

NOTE 9 - LONG-TERM OBLIGATIONS - (Continued)

C. Refunding Bonds - Series 2007

On October 18, 2007, the District issued general obligation bonds (Series 2007 Refunding Bonds) to advance refund the callable portion of the Series 1998 school improvement general obligation bonds (callable principal \$995,000). The issuance proceeds were used to purchase securities which were placed in an irrevocable trust to provide resources for all future debt service payments on the refunded debt. This refunded debt is considered defeased (in-substance) and accordingly, has been removed from the statement of net position.

The refunding issue is comprised of both current interest bonds, par value \$970,000 and capital appreciation bonds, par value \$25,000. The capital appreciation bonds matured December 1, 2014, (effective interest rate 4.0%) at a redemption price equal to 100% of the principal, plus accrued interest to the redemption date. The accreted value at maturity for the capital appreciation bonds was \$100,000.

The following is a schedule of activity for the Series 2007 refunding bonds:

	Balance June 30, 2016	Additions	Reductions	Balance June 30, 2017	Amounts Due in One Year
Series 2007, refunding current interest bonds 12/01/20 maturity	\$ 570,000	\$ -	\$ (105,000)	\$ 465,000	\$ 110,000
Total	<u>\$ 570,000</u>	<u>\$ -</u>	<u>\$ (105,000)</u>	<u>\$ 465,000</u>	<u>\$ 110,000</u>

The reacquisition price exceeded the net carrying amount of the old debt by \$64,132. This amount is being netted against the new debt and amortized over the remaining term of the refunded debt, which is equal to the term of the new debt issued.

Fiscal Year Ending June 30,	Series 2007 refunding bonds		
	Current Interest Bonds		
	Principal	Interest	Total
2018	\$ 110,000	\$ 16,578	\$ 126,578
2019	115,000	12,049	127,049
2020	120,000	7,290	127,290
2021	<u>120,000</u>	<u>2,430</u>	<u>122,430</u>
Total	<u>\$ 465,000</u>	<u>\$ 38,347</u>	<u>\$ 503,347</u>

**WELLSVILLE LOCAL SCHOOL DISTRICT
COLUMBIANA COUNTY**

NOTES TO THE BASIC FINANCIAL STATEMENTS
FOR THE FISCAL YEAR ENDED JUNE 30, 2017

NOTE 9 - LONG-TERM OBLIGATIONS - (Continued)

D. Legal Debt Margin

The Ohio Revised Code provides that voted net general obligation debt of the District shall never exceed 9% of the total assessed valuation of the District. The code further provides that unvoted indebtedness shall not exceed 1/10 of 1% of the property valuation of the District. The code additionally states that unvoted indebtedness related to energy conservation debt shall not exceed 9/10 of 1% of the property valuation of the District. The assessed valuation used in determining the District's legal debt margin has been modified by House Bill 530 which became effective March 30, 2006. In accordance with House Bill 530, the assessed valuation used in the District's legal debt margin calculation excluded tangible personal property used in business, telephone or telegraph property, interexchange telecommunications company property, and personal property owned or leased by a railroad company and used in railroad operations. The effects of these debt limitations at June 30, 2017, are a voted debt margin of \$3,991,084 (including available funds of \$189,052) and an unvoted debt margin of \$47,411.

NOTE 10 - COMPENSATED ABSENCES

The criteria for determining vacation and sick leave components are derived from negotiated agreements and State laws. Classified employees earn ten to twenty-five days of vacation per fiscal year, depending upon length of service. Accumulated, unused vacation time is paid to classified employees and administrators upon termination of employment. Teachers do not earn vacation time.

Teachers, administrators, and classified employees earn sick leave at the rate of one and one-fourth days per month. Sick leave may be accumulated up to a maximum of 300 days for classified employees and 300 days for certificated employees. Upon retirement, payment is made for one-fourth of accrued, but unused sick leave credit up to a maximum of 76 days in fiscal year 2017 for classified employees and maximum of 72 days in fiscal year 2017 for certified employees.

During fiscal year 2017, the District offered a \$1,000 retirement incentive to eligible classified employees and a \$7,500 retirement incentive to certified employees. There was one classified and four certified employees that accepted the incentive during the year. \$7,500 is outstanding at June 30, 2017.

NOTE 11 - RISK MANAGEMENT

A. Comprehensive

The District is exposed to various risks of loss related to torts; theft or damage to, and destruction of assets; errors and omissions; injuries to employees; and natural disasters. During fiscal year 2017, the District's insurance coverage through Ohio Casualty Insurance a member of the Liberty Mutual Group and coverage was provided in The Netherlands Insurance Company – A Stock Company as follows:

<u>Type of Coverage</u>	<u>Deductible</u>	<u>Liability Limit</u>
Building and contents	\$ 1,000	\$ 41,477,904
Automobile liability	500	1,000,000
Uninsured motorists	-	1,000,000
General liability:		
Per occurrence	2,500	1,000,000
General aggregate	-	2,000,000

**WELLSVILLE LOCAL SCHOOL DISTRICT
COLUMBIANA COUNTY**

**NOTES TO THE BASIC FINANCIAL STATEMENTS
FOR THE FISCAL YEAR ENDED JUNE 30, 2017**

NOTE 11 - RISK MANAGEMENT - (Continued)

Settled claims have not exceeded this commercial coverage in any of the past three years. There were no significant reductions in coverage from the previous year.

B. Workers' Compensation Program

For fiscal year 2017, the District participated in the Ohio School Boards Association Workers' Compensation Group Rating Program (GRP), an insurance purchasing pool (See Note 2). The intent of the GRP is to achieve the benefit of a reduced premium for the District by virtue of its grouping and representation with other participants in the GRP. The workers' compensation experience of the participating school districts is calculated as one experience and a common premium rate is applied to all school districts in the GRP. Each participant pays its workers' compensation premium to the State based on the rate for the GRP rather than its individual rate. Participation in the GRP is limited to school districts that can meet the GRP's selection criteria. The firm of Sheakley UniService, Inc. provides administrative, cost control and actuarial services to the GRP.

C. Employee Medical Benefits

The District participates in the Portage County School Consortium (the "Consortium"), which is a cooperative entity among 25 educational-service providers formed in 1981 to facilitate effective risk management and to share the cost of providing various insurance coverages and employee benefits. The Health and Welfare Trust is organized under the provisions of Section 501(c) (9) of the Internal Revenue Code. Its purpose is to facilitate the management of risks associated with providing employee benefits coverage such as health insurance, disability insurance and life insurance. A third-party administrator is retained by the consortium to facilitate the operation of the Health and Welfare Trust. The District pays all insurance premiums directly to the consortium. The insurance agreement with the Consortium also provides that the Consortium will reinsure through commercial companies for claims over \$250,000 per employee. Although the District does not participate in the day-to-day management of the Consortium, one of its administrators serves as a trustee of the Consortium's governing board, as provided in the Consortium's enabling authority. Although the District recognizes that it retains a contingent liability to provide insurance coverage should the assets of the Consortium become depleted, it is the opinion of management that the assets of the Consortium are sufficient to meet its claims.

NOTE 12 - DEFINED BENEFIT PENSION PLANS

Net Pension Liability

The net pension liability reported on the statement of net position represents a liability to employees for pensions. Pensions are a component of exchange transactions—between an employer and its employees—of salaries and benefits for employee services. Pensions are provided to an employee—on a deferred-payment basis—as part of the total compensation package offered by an employer for employee services each financial period. The obligation to sacrifice resources for pensions is a present obligation because it was created as a result of employment exchanges that already have occurred.

**WELLSVILLE LOCAL SCHOOL DISTRICT
COLUMBIANA COUNTY**

**NOTES TO THE BASIC FINANCIAL STATEMENTS
FOR THE FISCAL YEAR ENDED JUNE 30, 2017**

NOTE 12 - DEFINED BENEFIT PENSION PLANS - (Continued)

The net pension liability represents the District’s proportionate share of each pension plan’s collective actuarial present value of projected benefit payments attributable to past periods of service, net of each pension plan’s fiduciary net position. The net pension liability calculation is dependent on critical long-term variables, including estimated average life expectancies, earnings on investments, cost of living adjustments and others. While these estimates use the best information available, unknowable future events require adjusting this estimate annually.

The Ohio Revised Code limits the District’s obligation for this liability to annually required payments. The District cannot control benefit terms or the manner in which pensions are financed; however, the District does receive the benefit of employees’ services in exchange for compensation including pension.

GASB 68 assumes the liability is solely the obligation of the employer, because (1) they benefit from employee services; and (2) State statute requires all funding to come from these employers. All contributions to date have come solely from these employers (which also includes costs paid in the form of withholdings from employees). State statute requires the pension plans to amortize unfunded liabilities within 30 years. If the amortization period exceeds 30 years, each pension plan’s board must propose corrective action to the State legislature. Any resulting legislative change to benefits or funding could significantly affect the net pension liability. Resulting adjustments to the net pension liability would be effective when the changes are legally enforceable.

The proportionate share of each plan’s unfunded benefits is presented as a long-term *net pension liability* on the accrual basis of accounting. Any liability for the contractually-required pension contribution outstanding at the end of the year is included in *pension and postemployment benefits payable* on both the accrual and modified accrual bases of accounting.

Plan Description - School Employees Retirement System (SERS)

Plan Description - District non-teaching employees participate in SERS, a cost-sharing multiple-employer defined benefit pension plan administered by SERS. SERS provides retirement, disability and survivor benefits, annual cost-of-living adjustments, and death benefits to plan members and beneficiaries. Authority to establish and amend benefits is provided by Ohio Revised Code Chapter 3309. SERS issues a publicly available, stand-alone financial report that includes financial statements, required supplementary information and detailed information about SERS’ fiduciary net position. That report can be obtained by visiting the SERS website at www.ohsers.org under Employers/Audit Resources.

Age and service requirements for retirement are as follows:

	Eligible to Retire on or before August 1, 2017 *	Eligible to Retire after August 1, 2017
Full Benefits	Any age with 30 years of service credit	Age 67 with 10 years of service credit; or Age 57 with 30 years of service credit
Actuarially Reduced Benefits	Age 60 with 5 years of service credit Age 55 with 25 years of service credit	Age 62 with 10 years of service credit; or Age 60 with 25 years of service credit

* Members with 25 years of service credit as of August 1, 2017, will be included in this plan.

**WELLSVILLE LOCAL SCHOOL DISTRICT
COLUMBIANA COUNTY**

**NOTES TO THE BASIC FINANCIAL STATEMENTS
FOR THE FISCAL YEAR ENDED JUNE 30, 2017**

NOTE 12 - DEFINED BENEFIT PENSION PLANS - (Continued)

Annual retirement benefits are calculated based on final average salary multiplied by a percentage that varies based on year of service; 2.2 percent for the first thirty years of service and 2.5 percent for years of service credit over 30. Final average salary is the average of the highest three years of salary.

One year after an effective benefit date, a benefit recipient is entitled to a three percent cost-of-living adjustment (COLA). This same COLA is added each year to the base benefit amount on the anniversary date of the benefit.

Funding Policy - Plan members are required to contribute 10 percent of their annual covered salary and the District is required to contribute 14 percent of annual covered payroll. The contribution requirements of plan members and employers are established and may be amended by the SERS' Retirement Board up to statutory maximum amounts of 10 percent for plan members and 14 percent for employers. The Retirement Board, acting with the advice of the actuary, allocates the employer contribution rate among four of the System's funds (Pension Trust Fund, Death Benefit Fund, Medicare B Fund, and Health Care Fund). For the fiscal year ended June 30, 2016, the entire 14 percent was allocated to pension, death benefits, and Medicare B and no portion of the employer contribution rate was allocated to the Health Care Fund.

The District's contractually required contribution to SERS was \$153,233 for fiscal year 2017. Of this amount, \$8,514 is reported as pension and postemployment obligation payable.

Plan Description - State Teachers Retirement System (STRS)

Plan Description - District licensed teachers and other faculty members participate in STRS Ohio, a cost-sharing multiple-employer public employee retirement system administered by STRS. STRS provides retirement and disability benefits to members and death and survivor benefits to beneficiaries. STRS issues a stand-alone financial report that includes financial statements, required supplementary information and detailed information about STRS' fiduciary net position. That report can be obtained by writing to STRS, 275 E. Broad St., Columbus, OH 43215-3771, by calling (888) 227-7877, or by visiting the STRS Web site at www.strsoh.org.

New members have a choice of three retirement plans; a Defined Benefit (DB) Plan, a Defined Contribution (DC) Plan and a Combined Plan. Benefits are established by Ohio Revised Code Chapter 3307. The DB plan offers an annual retirement allowance based on final average salary multiplied by a percentage that varies based on years of service. Effective August 1, 2015, the calculation will be 2.2 percent of final average salary for the five highest years of earnings multiplied by all years of service. With certain exceptions, the basic benefit is increased each year by two percent of the original base benefit. For members retiring August 1, 2013, or later, the first two percent is paid on the fifth anniversary of the retirement benefit. Members are eligible to retire at age 60 with five years of qualifying service credit, or age 55 with 25 years of service, or 30 years of service regardless of age. Age and service requirements for retirement will increase effective August 1, 2015, and will continue to increase periodically until they reach age 60 with 35 years of service or age 65 with five years of service on August 1, 2026.

The DC Plan allows members to place all their member contributions and 9.5 percent of the 14 percent employer contributions into an investment account. Investment allocation decisions are determined by the member. The remaining 4.5 percent of the 14 percent employer rate is allocated to the defined benefit unfunded liability. A member is eligible to receive a retirement benefit at age 50 and termination of employment. The member may elect to receive a lifetime monthly annuity or a lump sum withdrawal.

**WELLSVILLE LOCAL SCHOOL DISTRICT
COLUMBIANA COUNTY**

**NOTES TO THE BASIC FINANCIAL STATEMENTS
FOR THE FISCAL YEAR ENDED JUNE 30, 2017**

NOTE 12 - DEFINED BENEFIT PENSION PLANS - (Continued)

The Combined Plan offers features of both the DB Plan and the DC Plan. In the Combined Plan, member contributions are allocated among investment choices by the member, and employer contributions are used to fund the defined benefit payment at a reduced level from the regular DB Plan. The defined benefit portion of the Combined Plan payment is payable to a member on or after age 60 with five years of services. The defined contribution portion of the account may be taken as a lump sum payment or converted to a lifetime monthly annuity at age 50.

New members who choose the DC plan or Combined Plan will have another opportunity to reselect a permanent plan during their fifth year of membership. Members may remain in the same plan or transfer to another STRS plan. The optional annuitization of a member's defined contribution account or the defined contribution portion of a member's Combined Plan account to a lifetime benefit results in STRS bearing the risk of investment gain or loss on the account. STRS has therefore included all three plan options as one defined benefit plan for GASB 68 reporting purposes.

A DB or Combined Plan member with five or more years of credited service who is determined to be disabled may qualify for a disability benefit. Eligible survivors of members who die before service retirement may qualify for monthly benefits. New members on or after July 1, 2013, must have at least ten years of qualifying service credit that apply for disability benefits. Members in the DC Plan who become disabled are entitled only to their account balance. If a member of the DC Plan dies before retirement benefits begin, the member's designated beneficiary is entitled to receive the member's account balance.

Funding Policy - Employer and member contribution rates are established by the State Teachers Retirement Board and limited by Chapter 3307 of the Ohio Revised Code. For the fiscal year ended June 30, 2017, plan members were required to contribute 14 percent of their annual covered salary. The District was required to contribute 14 percent; the entire 14 percent was the portion used to fund pension obligations. The fiscal year 2017 contribution rates were equal to the statutory maximum rates.

The District's contractually required contribution to STRS was \$529,275 for fiscal year 2017. Of this amount, \$85,584 is reported as pension and postemployment obligation payable.

Pension Liabilities, Pension Expense, and Deferred Outflows of Resources and Deferred Inflows of Resources Related to Pensions

The net pension liability was measured as of June 30, 2016, and the total pension liability used to calculate the net pension liability was determined by an actuarial valuation as of that date. The District's proportion of the net pension liability was based on the District's share of contributions to the pension plan relative to the contributions of all participating entities. Following is information related to the proportionate share and pension expense:

**WELLSVILLE LOCAL SCHOOL DISTRICT
COLUMBIANA COUNTY**

NOTES TO THE BASIC FINANCIAL STATEMENTS
FOR THE FISCAL YEAR ENDED JUNE 30, 2017

NOTE 12 - DEFINED BENEFIT PENSION PLANS - (Continued)

	<u>SERS</u>	<u>STRS</u>	<u>Total</u>
Proportion of the net pension liability prior measurement date	0.03303750%	0.03223062%	
Proportion of the net pension liability current measurement date	<u>0.03353520%</u>	<u>0.03394138%</u>	
Change in proportionate share	<u>0.00049770%</u>	<u>0.00171076%</u>	
Proportionate share of the net pension liability	\$ 2,454,467	\$ 11,361,203	\$ 13,815,670
Pension expense	\$ 276,002	\$ 952,365	\$ 1,228,367

At June 30, 2017, the District reported deferred outflows of resources and deferred inflows of resources related to pensions from the following sources:

	<u>SERS</u>	<u>STRS</u>	<u>Total</u>
Deferred outflows of resources			
Differences between expected and actual experience	\$ 33,105	\$ 459,046	\$ 492,151
Net difference between projected and actual earnings on pension plan investments	202,459	943,286	1,145,745
Changes of assumptions	163,849	-	163,849
Difference between District contributions and proportionate share of contributions/ change in proportionate share	40,701	443,301	484,002
District contributions subsequent to the measurement date	<u>153,233</u>	<u>529,275</u>	<u>682,508</u>
Total deferred outflows of resources	<u>\$ 593,347</u>	<u>\$ 2,374,908</u>	<u>\$ 2,968,255</u>

\$682,508 reported as deferred outflows of resources related to pension resulting from District contributions subsequent to the measurement date will be recognized as a reduction of the net pension liability in the year ending June 30, 2018. Other amounts reported as deferred outflows of resources and deferred inflows of resources related to pension will be recognized in pension expense as follows:

	<u>SERS</u>	<u>STRS</u>	<u>Total</u>
Fiscal Year Ending June 30:			
2018	\$ 116,876	\$ 335,974	\$ 452,850
2019	116,729	335,974	452,703
2020	148,309	697,937	846,246
2021	<u>58,200</u>	<u>475,748</u>	<u>533,948</u>
Total	<u>\$ 440,114</u>	<u>\$ 1,845,633</u>	<u>\$ 2,285,747</u>

**WELLSVILLE LOCAL SCHOOL DISTRICT
COLUMBIANA COUNTY**

**NOTES TO THE BASIC FINANCIAL STATEMENTS
FOR THE FISCAL YEAR ENDED JUNE 30, 2017**

NOTE 12 - DEFINED BENEFIT PENSION PLANS - (Continued)

Actuarial Assumptions - SERS

SERS' total pension liability was determined by their actuaries in accordance with GASB Statement No. 67, as part of their annual actuarial valuation for each defined benefit retirement plan. Actuarial valuations of an ongoing plan involve estimates of the value of reported amounts (e.g., salaries, credited service) and assumptions about the probability of occurrence of events far into the future (e.g., mortality, disabilities, retirements, employment termination). Actuarially determined amounts are subject to continual review and potential modifications, as actual results are compared with past expectations and new estimates are made about the future.

Projections of benefits for financial reporting purposes are based on the substantive plan (the plan as understood by the employers and plan members) and include the types of benefits provided at the time of each valuation and the historical pattern of sharing benefit costs between the employers and plan members to that point. The projection of benefits for financial reporting purposes does not explicitly incorporate the potential effects of legal or contractual funding limitations.

Actuarial calculations reflect a long-term perspective. For a newly hired employee, actuarial calculations will take into account the employee's entire career with the employer and also take into consideration the benefits, if any, paid to the employee after termination of employment until the death of the employee and any applicable contingent annuitant. In many cases actuarial calculations reflect several decades of service with the employer and the payment of benefits after termination.

Key methods and assumptions used in calculating the total pension liability in the latest actuarial valuation, prepared as of June 30, 2016, are presented below:

Wage Inflation	3.00 percent
Future Salary Increases, including inflation	3.50 percent to 18.20 percent
COLA or Ad Hoc COLA	3 percent
Investment Rate of Return	7.50 percent net of investments expense, including inflation
Actuarial Cost Method	Entry Age Normal (level percent of payroll)

For post-retirement mortality, the table used in evaluating allowances to be paid is the RP-2014 Blue Collar Mortality Table with fully generational projection and Scale BB, with 120% of male rates and 110% of female rates used. The RP-2000 Disabled Mortality Table with 90% for male rates and 100% for female rates set back five years is used for the period after disability retirement. Special mortality tables are used for the period after disability retirement.

**WELLSVILLE LOCAL SCHOOL DISTRICT
COLUMBIANA COUNTY**

NOTES TO THE BASIC FINANCIAL STATEMENTS
FOR THE FISCAL YEAR ENDED JUNE 30, 2017

NOTE 12 - DEFINED BENEFIT PENSION PLANS - (Continued)

The actuarial assumptions used in the June 30, 2016 valuation were based on the results of an experience study that was completed June 30, 2015. As a result of the actuarial experience study, the following changes of assumptions affected the total pension liability since the prior measurement date: (a) the assumed rate of inflation was reduced from 3.25% to 3.00%, (b) payroll growth assumption was reduced from 4.00% to 3.50%, (c) assumed real wage growth was reduced from 0.75% to 0.50%, (d) Rates of withdrawal, retirement and disability were updated to reflect recent experience, (e) mortality among active members was updated to RP-2014 Blue Collar Mortality Table with fully generational projection and a five year age set-back for both males and females, (f) mortality among service retired members, and beneficiaries was updated to the following RP-2014 Blue Collar Mortality Table with fully generational projection with Scale BB, 120% of male rates, and 110% of female rates and (g) mortality among disable member was updated to RP-2000 Disabled Mortality Table, 90% for male rates and 100% for female rates, set back five years is used for the period after disability retirement.

The long-term return expectation for the Pension Plan Investments has been determined using a building-block approach and assumes a time horizon, as defined in SERS' *Statement of Investment Policy*. A forecasted rate of inflation serves as the baseline for the return expectation. Various real return premiums over the baseline inflation rate have been established for each asset class. The long-term expected nominal rate of return has been determined by calculating a weighted averaged of the expected real return premiums for each asset class, adding the projected inflation rate, and adding the expected return from rebalancing uncorrelated asset classes.

The target allocation and best estimates of arithmetic real rates of return for each major assets class are summarized in the following table:

<u>Asset Class</u>	<u>Target Allocation</u>	<u>Long-Term Expected Real Rate of Return</u>
Cash	1.00 %	0.50 %
US Equity	22.50	4.75
International Equity	22.50	7.00
Fixed Income	19.00	1.50
Private Equity	10.00	8.00
Real Assets	15.00	5.00
Multi-Asset Strategies	<u>10.00</u>	3.00
Total	<u>100.00 %</u>	

Discount Rate - The total pension liability was calculated using the discount rate of 7.50 percent. A discount rate of 7.75 percent was used in the prior measurement period. The projection of cash flows used to determine the discount rate assumed the contributions from employers and from the members would be computed based on contribution requirements as stipulated by State statute. Projected inflows from investment earning were calculated using the long-term assumed investment rate of return (7.50 percent). Based on those assumptions, the plan's fiduciary net position was projected to be available to make all future benefit payments of current plan members. Therefore, the long-term expected rate of return on pension plan investments was applied to all periods of projected benefits to determine the total pension liability.

**WELLSVILLE LOCAL SCHOOL DISTRICT
COLUMBIANA COUNTY**

NOTES TO THE BASIC FINANCIAL STATEMENTS
FOR THE FISCAL YEAR ENDED JUNE 30, 2017

NOTE 12 - DEFINED BENEFIT PENSION PLANS - (Continued)

Sensitivity of the District's Proportionate Share of the Net Pension Liability to Changes in the Discount Rate - Net pension liability is sensitive to changes in the discount rate, and to illustrate the potential impact the following table presents the net pension liability calculated using the discount rate of 7.50 percent, as well as what each plan's net pension liability would be if it were calculated using a discount rate that is one percentage point lower (6.50 percent), or one percentage point higher (8.50 percent) than the current rate.

	1% Decrease (6.50%)	Current Discount Rate (7.50%)	1% Increase (8.50%)
District's proportionate share of the net pension liability	\$ 3,249,562	\$ 2,454,467	\$ 1,788,940

Actuarial Assumptions - STRS

The total pension liability in the June 30, 2016, actuarial valuation was determined using the following actuarial assumptions, applied to all periods included in the measurement:

Inflation	2.75 percent
Projected salary increases	2.75 percent at age 70 to 12.25 percent at age 20
Investment Rate of Return	7.75 percent, net of investment expenses
Cost-of-Living Adjustments (COLA)	2 percent simple applied as follows: for members retiring before August 1, 2013, 2 percent per year; for members retiring August 1, 2013, or later, 2 percent COLA paid on fifth anniversary of retirement date.

Mortality rates were based on the RP-2000 Combined Mortality Table (Projection 2022—Scale AA) for Males and Females. Males' ages are set-back two years through age 89 and no set-back for age 90 and above. Females younger than age 80 are set back four years, one year set back from age 80 through 89 and not set back from age 90 and above.

Actuarial assumptions used in the June 30, 2016, valuation are based on the results of an actuarial experience study, effective July 1, 2012.

The 10 year expected real rate of return on pension plan investments was determined by STRS' investment consultant by developing best estimates of expected future real rates of return for each major asset class. The target allocation and best estimates of geometric real rates of return for each major asset class are summarized as follows:

**WELLSVILLE LOCAL SCHOOL DISTRICT
COLUMBIANA COUNTY**

NOTES TO THE BASIC FINANCIAL STATEMENTS
FOR THE FISCAL YEAR ENDED JUNE 30, 2017

NOTE 12 - DEFINED BENEFIT PENSION PLANS - (Continued)

<u>Asset Class</u>	<u>Target Allocation</u>	<u>Long Term Expected Real Rate of Return *</u>
Domestic Equity	31.00 %	8.00 %
International Equity	26.00	7.85
Alternatives	14.00	8.00
Fixed Income	18.00	3.75
Real Estate	10.00	6.75
Liquidity Reserves	1.00	3.00
 Total	 <u>100.00 %</u>	 <u>7.61 %</u>

Discount Rate - The discount rate used to measure the total pension liability was 7.75 percent as of June 30, 2016. The projection of cash flows used to determine the discount rate assumes member and employer contributions will be made at the statutory contribution rates in accordance with rate increases described above. For this purpose, only employer contributions that are intended to fund benefits of current plan members and their beneficiaries are included. Projected employer contributions that are intended to fund the service costs of future plan members and their beneficiaries, as well as projected contributions from future plan members, are not included. Based on those assumptions, STRS' fiduciary net position was projected to be available to make all projected future benefit payments to current plan members as of June 30, 2016. Therefore, the long-term expected rate of return on pension plan investments of 7.75 percent was applied to all periods of projected benefit payment to determine the total pension liability as of June 30, 2016.

Sensitivity of the District's Proportionate Share of the Net Pension Liability to Changes in the Discount Rate - The following table presents the District's proportionate share of the net pension liability calculated using the current period discount rate assumption of 7.75 percent, as well as what the District's proportionate share of the net pension liability would be if it were calculated using a discount rate that is one-percentage-point lower (6.75 percent) or one-percentage-point higher (8.75 percent) than the current rate:

	1% Decrease (6.75%)	Current Discount Rate (7.75%)	1% Increase (8.75%)
District's proportionate share of the net pension liability	\$ 15,098,116	\$ 11,361,203	\$ 8,208,897

Changes Between Measurement Date and Report Date - In March 2017, the STRS Board adopted certain assumption changes which impacted their annual actuarial valuation prepared as of July 1, 2016. The most significant changes are a reduction in the expected investment return to 7.45% from 7.75% and a change to updated generational mortality tables. Although the exact amount of these changes is not known, the impact to the District's net pension liability is expected to be significant.

**WELLSVILLE LOCAL SCHOOL DISTRICT
COLUMBIANA COUNTY**

**NOTES TO THE BASIC FINANCIAL STATEMENTS
FOR THE FISCAL YEAR ENDED JUNE 30, 2017**

NOTE 13 - POSTEMPLOYMENT BENEFITS

A. School Employees Retirement System

Health Care Plan Description - The District contributes to the SERS Health Care Fund, administered by SERS for non-certificated retirees and their beneficiaries. For GASB 45 purposes, this plan is considered a cost-sharing, multiple-employer, defined benefit other postemployment benefit (OPEB) plan. The Health Care Plan includes hospitalization and physicians' fees through several types of plans including HMO's, PPO's, Medicare Advantage, and traditional indemnity plans as well as a prescription drug program. The financial report of the Plan is included in the SERS Comprehensive Annual Financial Report which can be obtained on SERS' website at www.ohsers.org under Employers/Audit Resources.

Access to health care for retirees and beneficiaries is permitted in accordance with Section 3309 of the Ohio Revised Code. The Health Care Fund was established and is administered in accordance with Internal Revenue Code Section 105(e). SERS' Retirement Board reserves the right to change or discontinue any health plan or program. Health care is financed through a combination of employer contributions and retiree premiums, copays and deductibles on covered health care expenses, investment returns, and any funds received as a result of SERS' participation in Medicare programs. Active employee members do not contribute to the Health Care Plan. Retirees and their beneficiaries are required to pay a health care premium that varies depending on the plan selected, number of qualified years of service, Medicare eligibility and retirement status.

Funding Policy - State statute permits SERS to fund the health care benefits through employer contributions. Each year, after the allocation for statutorily required basic benefits, the Retirement Board allocates the remainder of the employer contribution of 14 percent of covered payroll to the Health Care Fund. For fiscal year 2017, none of the employer contribution was allocated to health care. In addition, employers pay a surcharge for employees earning less than an actuarially determined minimum compensation amount, pro-rated according to service credit earned. For fiscal year 2017, this amount was \$23,500. Statutes provide that no employer shall pay a health care surcharge greater than 2 percent of that employer's SERS-covered payroll; nor may SERS collect in aggregate more than 1.5 percent of the total statewide SERS-covered payroll for the health care surcharge. For fiscal year 2017, the District's surcharge obligation was \$17,856.

The District's contributions for health care for the fiscal years ended June 30, 2017, 2016, and 2015 were \$17,856, \$16,798, and \$24,093, respectively. The fiscal year 2017 amount has been reported as due to other governments/pension and postemployment benefits payable. The full amount has been contributed for fiscal years 2016 and 2015.

B. State Teachers Retirement System

Plan Description - The District participates in the cost-sharing multiple-employer defined benefit Health Plan administered by the State Teachers Retirement System of Ohio (STRS) for eligible retirees who participated in the defined benefit or combined pension plans offered by STRS. Ohio law authorizes STRS to offer this plan. Benefits include hospitalization, physicians' fees, prescription drugs and reimbursement of monthly Medicare Part B premiums. The Plan is included in the report of STRS which can be obtained by visiting www.strsoh.org or by calling (888) 227-7877.

**WELLSVILLE LOCAL SCHOOL DISTRICT
COLUMBIANA COUNTY**

**NOTES TO THE BASIC FINANCIAL STATEMENTS
FOR THE FISCAL YEAR ENDED JUNE 30, 2017**

NOTE 13 - POSTEMPLOYMENT BENEFITS - (Continued)

Funding Policy - Ohio law authorizes STRS Ohio to offer the Plan and gives the Retirement Board authority over how much, if any, of the health care costs will be absorbed by STRS Ohio. Active employee members do not contribute to the Plan. All benefit recipients pay a monthly premium. Under Ohio law, funding for post-employment health care may be deducted from employer contributions. For 2017, STRS Ohio did not allocate any employer contributions to the Health Care Stabilization Fund. The District's did not make any contributions for health care for the fiscal years ended June 30, 2017, 2016 and 2015.

NOTE 14 - SET-ASIDES

The District is required by State law to annually set-aside certain general fund revenue amounts, as defined by statutory formula, for the acquisition and construction of capital improvements. Amounts not spent by the end of the fiscal year or offset by similarly restricted resources received during the year must be held in cash at fiscal year-end. This amount must be carried forward to be used for the same purpose in future years. Expenditures exceeding the set-aside requirement may not be carried forward to the next fiscal year.

The following cash-basis information describes the change in the fiscal year-end set-aside amount for capital improvements. Disclosure of this information is required by State statute.

	<u>Capital Improvements</u>
Set-aside balance June 30, 2016	\$ -
Current year set-aside requirement	133,532
Current year qualifying expenditures	-
Current year offsets	<u>(133,532)</u>
Total	<u>\$ -</u>
Balance carried forward to fiscal year 2018	<u>\$ -</u>
Set-aside balance June 30, 2017	<u>\$ -</u>

The District had offsets during the fiscal year that reduced the capital improvements set-aside amount to zero. During fiscal year 1998, the District issued \$1,709,000 in capital related school improvement bonds. These proceeds may be used to reduce capital acquisition set-aside to zero for future years. The District is responsible for tracking the amount of the bond proceeds that may be used as an offset in future periods, which was \$1,139,342 at June 30, 2017.

**WELLSVILLE LOCAL SCHOOL DISTRICT
COLUMBIANA COUNTY**

NOTES TO THE BASIC FINANCIAL STATEMENTS
FOR THE FISCAL YEAR ENDED JUNE 30, 2017

NOTE 15 - BUDGETARY BASIS OF ACCOUNTING

While reporting financial position, results of operations, and changes in fund balance on the basis of generally accepted accounting principles (GAAP), the budgetary basis as provided by law is based upon accounting for certain transactions on a basis of cash receipts and disbursements.

The statement of revenues, expenditures and changes in fund balance - budget and actual (non-GAAP budgetary basis) presented for the general fund is presented on the budgetary basis to provide a meaningful comparison of actual results with the budget. The major differences between the budget basis and the GAAP basis are that:

- (a) Revenues and other financing sources are recorded when received in cash (budget basis) as opposed to when susceptible to accrual (GAAP basis);
- (b) Expenditures and other financing uses are recorded when paid in cash (budget basis) as opposed to when the liability is incurred (GAAP basis);
- (c) In order to determine compliance with Ohio law, and to reserve that portion of the applicable appropriation, total outstanding encumbrances (budget basis) are recorded as the equivalent of an expenditure, as opposed to assigned or committed fund balance for that portion of outstanding encumbrances not already recognized as an account payable (GAAP basis);
- (d) Advances-in and advances-out are operating transactions (budget basis) as opposed to balance sheet transactions (GAAP basis); and,
- (e) Some funds are included in the general fund (GAAP basis), but have separate legally adopted budgets (budget basis).

The adjustments necessary to convert the results of operations for the year on the budget basis to the GAAP basis for the general fund is as follows:

Net Change in Fund Balance

	<u>General fund</u>
Budget basis	\$ 849,857
Net adjustment for revenue accruals	38,056
Net adjustment for expenditure accruals	23,412
Net adjustment for other financing sources	(36,566)
Net adjustment for fund reclassification	764
Adjustment for encumbrances	201,868
GAAP basis	<u>\$ 1,077,391</u>

Certain funds that are legally budgeted in separate special revenue funds are considered part of the general fund on a GAAP basis. This includes the adult education fund, the public school support fund and the underground storage tank fund.

**WELLSVILLE LOCAL SCHOOL DISTRICT
COLUMBIANA COUNTY**

**NOTES TO THE BASIC FINANCIAL STATEMENTS
FOR THE FISCAL YEAR ENDED JUNE 30, 2017**

NOTE 16 - CONTINGENCIES

A. Grants

The District receives significant financial assistance from numerous federal, State and local agencies in the form of grants. The disbursement of funds received under these programs generally requires compliance with terms and conditions specified in the grant agreements and are subject to audit by the grantor agencies. Any disallowed claims resulting from such audits could become a liability of the District; however, in the opinion of management, any such disallowed claims will not have a material effect on the financial position of the District.

B. Litigation

The District is involved in no material litigation as either plaintiff or defendant.

C. School Foundation

District foundation funding is based on the annualized full-time equivalent (FTE) enrollment of each student. The Ohio Department of Education (ODE) is legislatively required to adjust/reconcile funding as enrollment information is updated by schools throughout the State, which can extend past the fiscal year end. The fiscal year 2017 adjustments have been finalized as of the date of this report and were immaterial for the District.

NOTE 17 - OTHER COMMITMENTS

The District utilizes encumbrance accounting as part of its budgetary controls. Encumbrances outstanding at year end may be reported as part of restricted, committed, or assigned classifications of fund balance. At year end, the District's commitments for encumbrances in the governmental funds were as follows:

<u>Fund Type</u>	<u>Year-End Encumbrances</u>
General fund	\$ 29,825
Nonmajor governmental funds	<u>41,823</u>
Total	<u>\$ 71,648</u>

**WELLSVILLE LOCAL SCHOOL DISTRICT
COLUMBIANA COUNTY**

SCHEDULES OF REQUIRED SUPPLEMENTARY INFORMATION

SCHEDULE OF THE DISTRICT'S PROPORTIONATE SHARE OF
THE NET PENSION LIABILITY
SCHOOL EMPLOYEES RETIREMENT SYSTEM (SERS) OF OHIO

LAST FOUR FISCAL YEARS (1)

	<u>2017</u>	<u>2016</u>	<u>2015</u>	<u>2014</u>
District's proportion of the net pension liability	0.03353520%	0.03303750%	0.03229800%	0.03229800%
District's proportionate share of the net pension liability	\$ 2,454,467	\$ 1,885,152	\$ 1,634,583	\$ 1,920,658
District's covered payroll	\$ 1,044,221	\$ 994,598	\$ 938,521	\$ 1,012,334
District's proportionate share of the net pension liability as a percentage of its covered payroll	235.05%	189.54%	174.17%	189.73%
Plan fiduciary net position as a percentage of the total pension liability	62.98%	69.16%	71.70%	65.52%

Note: Information prior to 2014 was unavailable. Schedule is intended to show information for 10 years. Additional years will be displayed as they become available.

(1) Amounts presented for each fiscal year were determined as of the District's measurement date which is the prior year-end.

**WELLSVILLE LOCAL SCHOOL DISTRICT
COLUMBIANA COUNTY**

SCHEDULES OF REQUIRED SUPPLEMENTARY INFORMATION

SCHEDULE OF THE DISTRICT'S PROPORTIONATE SHARE OF
THE NET PENSION LIABILITY
STATE TEACHERS RETIREMENT SYSTEM (STRS) OF OHIO

LAST FOUR FISCAL YEARS (1)

	<u>2017</u>	<u>2016</u>	<u>2015</u>	<u>2014</u>
District's proportion of the net pension liability	0.03394138%	0.03223062%	0.03201258%	0.03201258%
District's proportionate share of the net pension liability	\$ 11,361,203	\$ 8,907,601	\$ 7,786,567	\$ 9,275,308
District's covered payroll	\$ 3,729,286	\$ 3,368,507	\$ 3,270,800	\$ 3,518,177
District's proportionate share of the net pension liability as a percentage of its covered payroll	304.65%	264.44%	238.06%	263.64%
Plan fiduciary net position as a percentage of the total pension liability	66.80%	72.10%	74.70%	69.30%

Note: Information prior to 2014 was unavailable. Schedule is intended to show information for 10 years. Additional years will be displayed as they become available.

(1) Amounts presented for each fiscal year were determined as of the District's measurement date which is the prior year-end.

**WELLSVILLE LOCAL SCHOOL DISTRICT
COLUMBIANA COUNTY**

SCHEDULES OF REQUIRED SUPPLEMENTARY INFORMATION

SCHEDULE OF DISTRICT CONTRIBUTIONS
SCHOOL EMPLOYEES RETIREMENT SYSTEM (SERS) OF OHIO

LAST TEN FISCAL YEARS

	<u>2017</u>	<u>2016</u>	<u>2015</u>	<u>2014</u>
Contractually required contribution	\$ 153,233	\$ 146,191	\$ 131,088	\$ 130,079
Contributions in relation to the contractually required contribution	<u>(153,233)</u>	<u>(146,191)</u>	<u>(131,088)</u>	<u>(130,079)</u>
Contribution deficiency (excess)	<u>\$ -</u>	<u>\$ -</u>	<u>\$ -</u>	<u>\$ -</u>
District's covered payroll	\$ 1,094,521	\$ 1,044,221	\$ 994,598	\$ 938,521
Contributions as a percentage of covered payroll	14.00%	14.00%	13.18%	13.86%

<u>2013</u>	<u>2012</u>	<u>2011</u>	<u>2010</u>	<u>2009</u>	<u>2008</u>
\$ 140,107	\$ 133,588	\$ 122,882	\$ 130,226	\$ 91,081	\$ 136,606
<u>(140,107)</u>	<u>(133,588)</u>	<u>(122,882)</u>	<u>(130,226)</u>	<u>(91,081)</u>	<u>(136,606)</u>
<u>\$ -</u>	<u>\$ -</u>	<u>\$ -</u>	<u>\$ -</u>	<u>\$ -</u>	<u>\$ -</u>
\$ 1,012,334	\$ 993,219	\$ 977,582	\$ 961,787	\$ 925,620	\$ 1,391,100
13.84%	13.45%	12.57%	13.54%	9.84%	9.82%

**WELLSVILLE LOCAL SCHOOL DISTRICT
COLUMBIANA COUNTY**

SCHEDULES OF REQUIRED SUPPLEMENTARY INFORMATION

SCHEDULE OF DISTRICT CONTRIBUTIONS
STATE TEACHERS RETIREMENT SYSTEM (STRS) OF OHIO

LAST TEN FISCAL YEARS

	<u>2017</u>	<u>2016</u>	<u>2015</u>	<u>2014</u>
Contractually required contribution	\$ 529,275	\$ 522,100	\$ 471,591	\$ 425,204
Contributions in relation to the contractually required contribution	<u>(529,275)</u>	<u>(522,100)</u>	<u>(471,591)</u>	<u>(425,204)</u>
Contribution deficiency (excess)	<u>\$ -</u>	<u>\$ -</u>	<u>\$ -</u>	<u>\$ -</u>
District's covered payroll	\$ 3,780,536	\$ 3,729,286	\$ 3,368,507	\$ 3,270,800
Contributions as a percentage of covered payroll	14.00%	14.00%	14.00%	13.00%

<u>2013</u>	<u>2012</u>	<u>2011</u>	<u>2010</u>	<u>2009</u>	<u>2008</u>
\$ 457,363	\$ 457,267	\$ 485,675	\$ 483,501	\$ 455,180	\$ 477,775
<u>(457,363)</u>	<u>(457,267)</u>	<u>(485,675)</u>	<u>(483,501)</u>	<u>(455,180)</u>	<u>(477,775)</u>
<u>\$ -</u>	<u>\$ -</u>	<u>\$ -</u>	<u>\$ -</u>	<u>\$ -</u>	<u>\$ -</u>
\$ 3,518,177	\$ 3,517,438	\$ 3,735,962	\$ 3,719,238	\$ 3,501,385	\$ 3,675,192
13.00%	13.00%	13.00%	13.00%	13.00%	13.00%

**WELLSVILLE LOCAL SCHOOL DISTRICT
COLUMBIANA COUNTY**

NOTES TO REQUIRED SUPPLEMENTARY INFORMATION
FOR THE FISCAL YEAR ENDED JUNE 30, 2017

SCHOOL EMPLOYEES RETIREMENT SYSTEM (SERS) OF OHIO

Changes in benefit terms: There were no changes in benefit terms from the amounts reported for fiscal years 2014 - 2017.

Changes in assumptions: There were no changes in methods and assumptions used in the calculation of actuarial determined contributions for fiscal years 2014-2016. For fiscal year 2017, the following changes of assumptions affected the total pension liability since the prior measurement date: (a) the assumed rate of inflation was reduced from 3.25% to 3.00%, (b) payroll growth assumption was reduced from 4.00% to 3.50%, (c) assumed real wage growth was reduced from 0.75% to 0.50%, (d) Rates of withdrawal, retirement and disability were updated to reflect recent experience, (e) mortality among active members was updated to RP-2014 Blue Collar Mortality Table with fully generational projection and a five year age set-back for both males and females, (f) mortality among service retired members, and beneficiaries was updated to the following RP-2014 Blue Collar Mortality Table with fully generational projection with Scale BB, 120% of male rates, and 110% of female rates and (g) mortality among disable member was updated to RP-2000 Disabled Mortality Table, 90% for male rates and 100% for female rates, set back five years is used for the period after disability retirement.

STATE TEACHERS RETIREMENT SYSTEM (STRS) OF OHIO

Changes in benefit terms: There were no changes in benefit terms from the amounts reported for fiscal years 2014 - 2017.

Changes in assumptions: There were no changes in methods and assumptions used in the calculation of actuarial determined contributions for fiscal years 2014 - 2017. See the notes to the basic financials for the methods and assumptions in this calculation.

**WELLSVILLE LOCAL SCHOOL DISTRICT
COLUMBIANA COUNTY**

**SCHEDULE OF EXPENDITURES OF FEDERAL AWARDS
FOR THE YEAR ENDED JUNE 30, 2017**

FEDERAL GRANTOR/ Pass Through Grantor Program Title	Federal CFDA Number	Expenditures	Non-Cash Expenditures
UNITED STATES DEPARTMENT OF AGRICULTURE			
<i>Passed Through Ohio Department of Education:</i>			
<i>Nutrition Cluster:</i>			
<i>Non-Cash Assistance (Food Distribution):</i>			
National School Lunch Program	10.555		\$22,290
<i>Cash Assistance:</i>			
School Breakfast Program	10.553	\$116,573	
National School Lunch Program	10.555	<u>276,569</u>	
Nutrition Cluster Total (Cash and Non-Cash)		393,142	22,290
Fresh Fruit and Vegetable Program	10.582	<u>14,278</u>	
Total U.S. Department of Agriculture		407,420	22,290
UNITED STATES DEPARTMENT OF EDUCATION			
<i>Passed Through Ohio Department of Education:</i>			
Title 1 Grants to Local Educational Agencies (Title 1, Part A of the ESEA)	84.010	384,480	
Special Education_Grants to States	84.027	192,334	
Improving Teacher Quality State Grants (Title II-A)	84.367	61,059	
Rural Education	84.358	<u>14,882</u>	
Total U.S. Department of Education		<u>652,755</u>	
Totals		<u>\$1,060,175</u>	<u>\$22,290</u>

The accompanying notes are an integral part of this schedule.

**WELLSVILLE LOCAL SCHOOL DISTRICT
COLUMBIANA COUNTY**

**NOTES TO THE SCHEDULE OF EXPENDITURES OF FEDERAL AWARDS
2 CFR 200.510(b)(6)
FOR THE YEAR ENDED JUNE 30, 2017**

NOTE A – BASIS OF PRESENTATION

The accompanying Schedule of Expenditures of Federal Awards (the Schedule) includes the federal award activity of **Wellsville Local School District** (the Government's) under programs of the federal government for the year ended **June 30, 2017**. The information on this Schedule is prepared in accordance with the requirements of Title 2 U.S. Code of Federal Regulations Part 200, *Uniform Administrative Requirements, Cost Principles, and Audit Requirements for Federal Awards* (Uniform Guidance). Because the Schedule presents only a selected portion of the operations of the Government, it is not intended to and does not present the financial position, changes in net position, or cash flows of the Government

NOTE B – SUMMARY OF SIGNIFICANT ACCOUNTING POLICIES

Expenditures reported on the Schedule are reported on the cash basis of accounting. Such expenditures are recognized following, as applicable, either the cost principles contained in OMB Circular A-87 *Cost Principles for State, Local, and Indian Tribal Governments* (codified in 2 CFR Part 225), or the cost principles contained in Title 2 U.S. Code of Federal Regulations Part 200, *Uniform Administrative Requirements, Cost Principles, and Audit Requirements for Federal Awards*, wherein certain types of expenditures may or may not be allowable or may be limited as to reimbursement. The Government has elected not to use the 10-percent de minimis indirect cost rate as allowed under the Uniform Guidance.

NOTE C - CHILD NUTRITION CLUSTER

The Government commingles cash receipts from the U.S. Department of Agriculture with similar State grants. When reporting expenditures on this Schedule, the Government assumes it expends federal monies first.

NOTE D – FOOD DONATION PROGRAM

The Government reports commodities consumed on the Schedule at the entitlement value. The Government allocated donated food commodities to the respective programs that benefitted from the use of those donated food commodities.

NOTE E - TRANSFERS BETWEEN PROGRAM YEARS

Federal regulations require schools to obligate certain federal awards by June 30. However, with ODE's consent, schools can transfer unobligated amounts to the subsequent fiscal year's program. The District transferred the following amounts from 2017 to 2018 programs:

<u>Program Title</u>	<u>CFDA Number</u>	<u>Amt. Transferred</u>
Title I Grants to Local Educational Agencies	84.010	\$ 64,120
Special Education - Grants to States	84.027	\$ 31,746
Rural Education	84.358	\$ 10,501



Dave Yost • Auditor of State

INDEPENDENT AUDITOR'S REPORT ON INTERNAL CONTROL OVER FINANCIAL REPORTING AND ON COMPLIANCE AND OTHER MATTERS REQUIRED BY *GOVERNMENT AUDITING STANDARDS*

Wellsville Local School District
Columbiana County
929 Center Street
Wellsville, Ohio 43968

To the Board of Education:

We have audited, in accordance with auditing standards generally accepted in the United States and the Comptroller General of the United States' *Government Auditing Standards*, the financial statements of the governmental activities, each major fund, and the aggregate remaining fund information of the Wellsville Local School District, Columbiana County, (the "District") as of and for the year ended June 30, 2017, and the related notes to the financial statements, which collectively comprise the District's basic financial statements and have issued our report thereon dated February 1, 2018.

Internal Control Over Financial Reporting

As part of our financial statement audit, we considered the District's internal control over financial reporting (internal control) to determine the audit procedures appropriate in the circumstances to the extent necessary to support our opinion on the financial statements, but not to the extent necessary to opine on the effectiveness of the District's internal control. Accordingly, we have not opined on it.

A *deficiency in internal control* exists when the design or operation of a control does not allow management or employees, when performing their assigned functions, to prevent, or detect and timely correct misstatements. A *material weakness* is a deficiency, or combination of internal control deficiencies resulting in a reasonable possibility that internal control will not prevent or detect and timely correct a material misstatement of the District's financial statements. A *significant deficiency* is a deficiency, or a combination of deficiencies, in internal control that is less severe than a material weakness, yet important enough to merit attention by those charged with governance.

Our consideration of internal control was for the limited purpose described in the first paragraph of this section and was not designed to identify all internal control deficiencies that might be material weaknesses or significant deficiencies. Given these limitations, we did not identify any deficiencies in internal control that we consider material weaknesses. However, unidentified material weaknesses may exist.

Compliance and Other Matters

As part of reasonably assuring whether the District's financial statements are free of material misstatement, we tested its compliance with certain provisions of laws, regulations, contracts, and grant agreements, noncompliance with which could directly and materially affect the determination of financial statement amounts. However, opining on compliance with those provisions was not an objective of our audit and accordingly, we do not express an opinion. The results of our tests disclosed no instances of noncompliance or other matters we must report under *Government Auditing Standards*.

Purpose of this Report

This report only describes the scope of our internal control and compliance testing and our testing results, and does not opine on the effectiveness of the District's internal control or on compliance. This report is an integral part of an audit performed under *Government Auditing Standards* in considering the District's internal control and compliance. Accordingly, this report is not suitable for any other purpose.

A handwritten signature in black ink that reads "Dave Yost". The signature is written in a cursive style with a large, looping "D" and "Y".

Dave Yost
Auditor of State
Columbus, Ohio

February 1, 2018



Dave Yost • Auditor of State

INDEPENDENT AUDITOR'S REPORT ON COMPLIANCE WITH REQUIREMENTS APPLICABLE TO THE MAJOR FEDERAL PROGRAM AND ON INTERNAL CONTROL OVER COMPLIANCE REQUIRED BY THE UNIFORM GUIDANCE

Wellsville Local School District
Columbiana County
929 Center Street
Wellsville, Ohio 43968

To the Board of Education:

Report on Compliance for the Major Federal Program

We have audited the Wellsville Local School District's (the "District") compliance with the applicable requirements described in the U.S. Office of Management and Budget (OMB) *Compliance Supplement* that could directly and materially affect Wellsville Local School District's major federal programs for the year ended June 30, 2017. The *Summary of Auditor's Results* in the accompanying schedule of findings identifies the District's major federal program.

Management's Responsibility

The District's Management is responsible for complying with federal statutes, regulations, and the terms and conditions of its federal awards applicable to its federal programs.

Auditor's Responsibility

Our responsibility is to opine on the District's compliance for the District's major federal program based on our audit of the applicable compliance requirements referred to above. Our compliance audit followed auditing standards generally accepted in the United States of America; the standards for financial audits included in the Comptroller General of the United States' *Government Auditing Standards*; and the audit requirements of Title 2 U.S. *Code of Federal Regulations* Part 200, *Uniform Administrative Requirements, Cost Principles, and Audit Requirements for Federal Awards* (Uniform Guidance). These standards and the Uniform Guidance require us to plan and perform the audit to reasonably assure whether noncompliance with the applicable compliance requirements referred to above that could directly and materially affect a major federal program occurred. An audit includes examining, on a test basis, evidence about the District's compliance with those requirements and performing such other procedures as we considered necessary in the circumstances.

We believe our audit provides a reasonable basis for our compliance opinion on the District's major program. However, our audit does not provide a legal determination of the District's compliance.

Basis for Qualified Opinion on Title 1 Grants to Local Educational Agencies

As described in finding 2017-001 in the accompanying schedule of findings , the District did not comply with requirements regarding Special Tests and Provisions - Annual Report Card, High School Graduation Rate applicable to its Title 1 Grants to Local Educational Agencies major federal program. Compliance with this requirement is necessary, in our opinion, for the District to comply with requirements applicable to this program.

Qualified Opinion on Title 1 Grants to Local Educational Agencies

In our opinion, except for the noncompliance described in the *Basis for Qualified Opinion on Title 1 Grants to Local Educational Agencies* paragraph, Wellsville Local School District complied, in all material respects, with the requirements referred to above that could directly and materially affect its Title 1 Grants to Local Educational Agencies for the year ended June 30, 2017.

Report on Internal Control Over Compliance

The District's management is responsible for establishing and maintaining effective internal control over compliance with the applicable compliance requirements referred to above. In planning and performing our compliance audit, we considered the District's internal control over compliance with the applicable requirements that could directly and materially affect a major federal program, to determine our auditing procedures appropriate for opining on each major federal program's compliance and to test and report on internal control over compliance in accordance with the Uniform Guidance, but not to the extent needed to opine on the effectiveness of internal control over compliance. Accordingly, we have not opined on the effectiveness of the District's internal control over compliance.

A deficiency in internal control over compliance exists when the design or operation of a control over compliance does not allow management or employees, when performing their assigned functions, to prevent, or to timely detect and correct, noncompliance with a federal program's applicable compliance requirement. *A material weakness in internal control over compliance* is a deficiency, or combination of deficiencies in internal control over compliance, such that there is a reasonable possibility that material noncompliance with a federal program's compliance requirement will not be prevented, or timely detected or corrected. *A significant deficiency in internal over compliance* is a deficiency or a combination of deficiencies in internal control over compliance with a federal program's applicable compliance requirement that is less severe than a material weakness in internal control over compliance, yet important enough to merit attention by those charged with governance.

Our consideration of internal control over compliance was for the limited purpose described in the first paragraph of this section and was not designed to identify all deficiencies in internal control over compliance that might be material weaknesses or significant deficiencies. Therefore, we cannot assure we have identified all deficiencies in internal control over compliance that might be material weaknesses or significant deficiencies. However, we identified a certain deficiency in internal control over compliance that we consider to be a material weakness, described in the accompanying schedule of findings as item 2017-001.

The District's response to our internal control over compliance finding is described in the accompanying schedule of findings and corrective action plan. We did not audit the District's response and, accordingly, we express no opinion on it.

This report only describes the scope of our tests of internal control over compliance and the results of this testing based on the Uniform Guidance requirements. Accordingly, this report is not suitable for any other purpose.

A handwritten signature in black ink that reads "Dave Yost". The signature is written in a cursive style with a large, looping "D" and "Y".

Dave Yost
Auditor of State
Columbus, Ohio

February 1, 2018

THIS PAGE INTENTIONALLY LEFT BLANK.

**WELLSVILLE LOCAL SCHOOL DISTRICT
COLUMBIANA COUNTY**

**SCHEDULE OF FINDINGS
2 CFR § 200.515
JUNE 30, 2017**

1. SUMMARY OF AUDITOR'S RESULTS

<i>(d)(1)(i)</i>	Type of Financial Statement Opinion	Unmodified
<i>(d)(1)(ii)</i>	Were there any material weaknesses in internal control reported at the financial statement level (GAGAS)?	No
<i>(d)(1)(ii)</i>	Were there any significant deficiencies in internal control reported at the financial statement level (GAGAS)?	No
<i>(d)(1)(iii)</i>	Was there any reported material noncompliance at the financial statement level (GAGAS)?	No
<i>(d)(1)(iv)</i>	Were there any material weaknesses in internal control reported for major federal programs?	Yes
<i>(d)(1)(iv)</i>	Were there any significant deficiencies in internal control reported for major federal programs?	No
<i>(d)(1)(v)</i>	Type of Major Programs' Compliance Opinion	Qualified
<i>(d)(1)(vi)</i>	Are there any reportable findings under 2 CFR § 200.516(a)?	Yes
<i>(d)(1)(vii)</i>	Major Programs (list):	Title 1 (CFDA #84.010)
<i>(d)(1)(viii)</i>	Dollar Threshold: Type A/B Programs	Type A: > \$ 750,000 Type B: all others
<i>(d)(1)(ix)</i>	Low Risk Auditee under 2 CFR §200.520?	Yes

**2. FINDINGS RELATED TO THE FINANCIAL STATEMENTS
REQUIRED TO BE REPORTED IN ACCORDANCE WITH GAGAS**

None

3. FINDINGS AND QUESTIONED COSTS FOR FEDERAL AWARDS

1. Federal Programs – Special Tests and Provisions – Annual Report Card, High School Graduation Rate

Finding Number	2017-001		
CFDA Title and Number	Title 1 CFDA #84.010		
Federal Award Identification Number / Year	2017		
Federal Agency	United States Department of Education		
Compliance Requirement	Special Tests & Provisions – Annual Report Card, High School Graduation Rate		
Pass-Through Entity	Ohio Department of Education		
Repeat Finding from Prior Audit?	No	Finding Number (if repeat)	

NONCOMPLIANCE AND MATERIAL WEAKNESS

34 CFR section 200.19(b)(1)(i)-(iv) states, in part, that each school must report graduation rate data to the State using the 4-year adjusted cohort rate. Ohio Department of Education Office of Grants Management further states that all reassignments require supporting documentation to be submitted to ODE and maintained by the District.

A review of the student files within the District graduation cohort data revealed the District did not retain supporting documentation for students who were on the cohort report for all six students tested. This is due to the District not reviewing the guidance above or reviewing their own records retention schedule.

The District has not established effective internal controls over retention of student records as inquiry with District officials revealed secretaries were shredding "extraneous student file information" in order to conserve storage space within the District.

Failure to maintain the complete student files resulted in a modified federal program opinion. In addition, the lack of records could jeopardize future funding and result in possible litigation.

The District should retain the full student file once a student graduates to ensure compliance.

Officials' Response: See Corrective Action Plan




WELLSVILLE LOCAL SCHOOL DISTRICT

929 Center Street, Wellsville OH 43968
Richard Bereschik, Superintendent

Phone 330-532-2643 Fax 330-532-6204
Eva Elliott, Treasurer/CFO

CORRECTIVE ACTION PLAN
2 CFR § 200.511(c)
June 30, 2017

Number Funding	Planned Corrective Action	Anticipated Completion Date	Responsible Contact Person
2017-001	<p>The Treasurer will distribute to the Building Principals, the Building Secretaries, the School Nurse, the Superintendent's Secretary and the EMIS Coordinator the Schedule of Records Retention and Disposition which shows in sections 3000 and 4000, the retention period for Student Records and other various records. This will be distributed immediately to each of the district personnel listed above.</p> <ul style="list-style-type: none"> • Upon receipt of the Schedule of Records Retention and Disposition, Building Secretaries will verify all required information is contained in the Student file. • Prior to sending the file to the next Building, Building Secretaries will again verify all required information is contained in the Student file. • Prior to sending the file to the Central Administrative Office, Building Secretaries will again verify all required information is contained in the Student file. Permanent student records are stored at Central Administrative Office once a student has graduated or has withdrawn. 	01/18/2018	Treasurer or Superintendent


Richard Bereschik, Superintendent


Eva K. Elliott, Treasurer



This page intentionally left blank.



Dave Yost • Auditor of State

WELLSVILLE LOCAL SCHOOL DISTRICT

COLUMBIANA COUNTY

CLERK'S CERTIFICATION

This is a true and correct copy of the report which is required to be filed in the Office of the Auditor of State pursuant to Section 117.26, Revised Code, and which is filed in Columbus, Ohio.

Susan Babbitt

CLERK OF THE BUREAU

CERTIFIED
MARCH 1, 2018