

HORIZON SCIENCE ACADEMY OF CLEVELAND

CUYAHOGA COUNTY, OHIO

AUDIT REPORT

For the Year Ended June 30, 2017





Dave Yost • Auditor of State

Board of Directors
Horizon Science Academy of Cleveland
6000 South Marginal Road
Cleveland, Ohio 44103

We have reviewed the *Independent Auditor's Report* of the Horizon Science Academy of Cleveland, Cuyahoga County, prepared by Charles E. Harris & Associates, Inc., for the audit period July 1, 2016 through June 30, 2017. Based upon this review, we have accepted these reports in lieu of the audit required by Section 117.11, Revised Code. The Auditor of State did not audit the accompanying financial statements and, accordingly, we are unable to express, and do not express an opinion on them.

Our review was made in reference to the applicable sections of legislative criteria, as reflected by the Ohio Constitution, and the Revised Code, policies, procedures and guidelines of the Auditor of State, regulations and grant requirements. The Horizon Science Academy of Cleveland is responsible for compliance with these laws and regulations.

A handwritten signature in black ink that reads "Dave Yost".

Dave Yost
Auditor of State

March 7, 2018

This page intentionally left blank.

HORIZON SCIENCE ACADEMY OF CLEVELAND
 CUYAHOGA COUNTY
 YEAR ENDED JUNE 30, 2017

TABLE OF CONTENTS

TITLE	PAGE
Independent Auditor’s Report.....	1
Management’s Discussion and Analysis.....	4
Basic Financial Statements:	
Government-wide Financial Statements:	
Statement of Net Position.....	9
Statement of Revenues, Expenses, and Changes in Net Position	10
Statement of Cash Flows.....	11
Notes to the Basic Financial Statements	12
Required Supplementary Information:	
Schedule of the Academy’s Proportionate Share of the Net Pension Liability – School Employees Retirement System (SERS) of Ohio	29
Schedule of the Academy’s Proportionate Share of the Net Pension Liability – State Teachers Retirement System (STRS) of Ohio	30
Schedule of the Academy Contributions - School Employees Retirement System (SERS) of Ohio	31
Schedule of the Academy Contributions - State Teachers Retirement System (STRS) of Ohio	32
Independent Auditor’s Report on Internal Control over Financial Reporting and on Compliance and Other Matters Based on an Audit of Financial Statements Performed in Accordance with <i>Government Auditing Standards</i>	34

This page intentionally left blank.

INDEPENDENT AUDITOR'S REPORT

Horizon Science Academy of Cleveland
Cuyahoga County
6000 South Marginal Road
Cleveland, Ohio 44103

To the Governing Board:

Report on the Financial Statements

We have audited the accompanying financial statements of the Horizon Science Academy of Cleveland, Cuyahoga County, Ohio (the Academy), as of and for the year ended June 30, 2017, and the related notes to the financial statements, which collectively comprise the Academy's basic financial statements as listed in the table of contents.

Management's Responsibility for the Financial Statements

Management is responsible for the preparation and fair presentation of these financial statements in accordance with accounting principles generally accepted in the United States of America; this includes the design, implementation, and maintenance of internal control relevant to the preparation and fair presentation of financial statements that are free from material misstatement, whether due to fraud or error.

Auditor's Responsibility

Our responsibility is to express an opinion on these financial statements based on our audit. We conducted our audit in accordance with auditing standards generally accepted in the United States of America and the standards applicable to financial audits contained in *Government Auditing Standards*, issued by the Comptroller General of the United States. Those standards require that we plan and perform the audit to obtain reasonable assurance about whether the financial statements are free from material misstatement.

An audit involves performing procedures to obtain audit evidence about the amounts and disclosures in the financial statements. The procedures selected depend on the auditor's judgment, including the assessment of the risks of material misstatement of the financial statements, whether due to fraud or error. In making those risk assessments, the auditor considers internal control relevant to the Academy's preparation and fair presentation of the financial statements in order to design audit procedures that are appropriate in the circumstances, but not for the purpose of expressing an opinion on the effectiveness of the Academy's internal control. Accordingly, we express no such opinion. An audit also includes evaluating the appropriateness of accounting policies used and the reasonableness of significant accounting estimates made by management, as well as evaluating the overall presentation of the financial statements.

We believe that the audit evidence we have obtained is sufficient and appropriate to provide a basis for our audit opinion.

Opinion

In our opinion, the financial statements referred to above present fairly, in all material respects, the financial position of the Horizon Science Academy of Cleveland, Cuyahoga County, Ohio, as of June 30, 2017, and the changes in financial position and cash flows thereof for the year then ended in accordance with accounting principles generally accepted in the United States of America.

Other Matters

Required Supplementary Information

Accounting principles generally accepted in the United States of America require that the management's discussion and analysis, and schedules of net pension liabilities and pension contributions listed in the table of contents, be presented to supplement the basic financial statements. Such information, although not a part of the basic financial statements, is required by the Governmental Accounting Standards Board, who considers it to be an essential part of financial reporting for placing the basic financial statements in an appropriate operational, economic, or historical context. We have applied certain limited procedures to the required supplementary information in accordance with auditing standards generally accepted in the United States of America, which consisted of inquiries of management about the methods of preparing the information and comparing the information for consistency with management's responses to our inquiries, the basic financial statements, and other knowledge we obtained during our audit of the basic financial statements. We do not express an opinion or provide any assurance on the information because the limited procedures do not provide us with sufficient evidence to express an opinion or provide any assurance.

Other Reporting Required by Government Auditing Standards

In accordance with *Government Auditing Standards*, we have also issued our report dated December 15, 2017, on our consideration of the Academy's internal control over financial reporting and our tests of its compliance with certain provisions of laws, regulations, contracts and grant agreements and other matters. The purpose of that report is to describe the scope of our testing of internal control over financial reporting and compliance, and the results of that testing, and not to provide an opinion on internal control over financial reporting or on compliance. That report is an integral part of an audit performed in accordance with *Government Auditing Standards* in considering the Academy's internal control over financial reporting and compliance.



Charles E. Harris & Associates, Inc.
December 15, 2017

(This page left intentionally blank)

The discussion and analysis of Horizon Science Academy of Cleveland's (the Academy) financial performance provides an overall review of the financial activities for the fiscal year ended June 30, 2017. Readers should also review the financial statements and notes to enhance their understanding of the Academy's financial performance.

Financial Highlights

Key financial highlights for fiscal year 2017 are as follows:

- Total assets were \$460,252.
- Total liabilities were \$6,586,058.
- Total net position decreased by \$835.

Using this Financial Report

This report consists of three parts: the MD&A, the basic financial statements, and notes to those statements. The basic financial statements include a Statement of Net Position, a Statement of Revenues, Expenses and Change in Net Position, and a Statement of Cash Flows.

Reporting the Academy as a Whole

One of the most important questions asked about the Academy is, "As a whole, what is the Academy's financial condition as a result of the year's activities?" The Statement of Net Position and the Statement of Revenues, Expenses and Change in Net Position, which appear first in the Academy's financial statements, report information on the Academy as a whole and its activities in a way that helps you answer this question. We prepare these statements to include all assets and deferred outflows of resources, and liabilities and deferred inflows of resources, using the accrual basis of accounting, which is similar to the accounting used by most private-sector companies. All of the current year's revenues and expenses are taken into account regardless of when the cash is received or paid.

These two statements report the Academy's net position – the difference between assets and deferred outflows of resources, and liabilities and deferred inflows of resources, as reported in the Statement of Net Position – as one way to measure the Academy's financial health or financial position. Over time, increases or decreases in the Academy's net position – as reported in the Statement of Revenues, Expenses and Change in Net Position – are indicators of whether its financial health is improving or deteriorating. The relationship between revenues and expenses is the Academy's operating results. However, the Academy's goal is to provide services to our students, not to generate profits as commercial entities do. One must consider many other non-financial factors, such as the quality of the education provided and the safety of the Academy, to assess the overall health of the Academy.

The Statement of Net Position and the Statement of Revenues, Expenses and Change in Net Position report the activities of the Academy, which encompass all the Academy's services, including instruction, supporting services, community services, and food services. Unrestricted state aid and state and federal grants finance most of these activities.

Table 1 provides a comparison of net position as of June 30, 2017 with net position as of June 30, 2016.

Table 1

Net Position

	2017	2016
<u>Assets</u>		
Current and Other Assets	\$282,164	\$264,542
Capital Assets, Net	178,088	174,593
Total Assets	460,252	439,135
<u>Deferred Outflows of Resources</u>	1,290,954	579,727
<u>Liabilities</u>		
Current Liabilities	225,967	235,246
Non-Current Liabilities	6,360,091	5,234,574
Total Liabilities	6,586,058	5,469,820
<u>Deferred Inflows of Resources</u>	40,154	423,213
<u>Net Position</u>		
Invested in Capital Assets	161,791	163,981
Unrestricted	(5,036,797)	(5,038,152)
Total Net Position	(\$4,875,006)	(\$4,874,171)

During fiscal year 2015, the Academy adopted GASB Statement 68, “Accounting and Financial Reporting for Pensions—an Amendment of GASB Statement 27,” which significantly revises accounting for pension costs and liabilities. For reasons discussed below, many end users of this financial statement will gain a clearer understanding of the Academy’s actual financial condition by adding deferred inflows related to pension and the net pension liability to the reported net position and subtracting deferred outflows related to pension.

Governmental Accounting Standards Board standards are national and apply to all government financial reports prepared in accordance with generally accepted accounting principles. When accounting for pension costs, GASB 27 focused on a funding approach. This approach limited pension costs to contributions annually required by law, which may or may not be sufficient to fully fund each plan’s *net pension liability*. GASB 68 takes an earnings approach to pension accounting; however, the nature of Ohio’s statewide pension systems and state law governing those systems requires additional explanation in order to properly understand the information presented in these statements.

Under the standards required by GASB 68, the net pension liability equals the Academy’s proportionate share of each plan’s collective:

1. Present value of estimated future pension benefits attributable to active and inactive employees’ past service
2. Minus plan assets available to pay these benefits

GASB notes that pension obligations, whether funded or unfunded, are part of the “employment exchange” – that is, the employee is trading his or her labor in exchange for wages, benefits, and the promise of a future pension. GASB noted that the unfunded portion of this pension promise is a present obligation of the government, part of a bargained-for benefit to the employee, and should accordingly be reported by the government as a liability since

they received the benefit of the exchange. However, the Academy is not responsible for certain key factors affecting the balance of this liability. In Ohio, the employee shares the obligation of funding pension benefits with the employer. Both employer and employee contribution rates are capped by State statute. A change in these caps requires action of both Houses of the General Assembly and approval of the Governor. Benefit provisions are also determined by State statute. The employee enters the employment exchange with the knowledge that the employer's promise is limited not by contract but by law. The employer enters the exchange also knowing that there is a specific, legal limit to its contribution to the pension system. In Ohio, there is no legal means to enforce the unfunded liability of the pension system as *against the public employer*. State law operates to mitigate/lessen the moral obligation of the public employer to the employee, because all parties enter the employment exchange with notice as to the law. The pension system is responsible for the administration of the plan.

Most long-term liabilities have set repayment schedules or, in the case of compensated absences (i.e. sick and vacation leave), are satisfied through paid time-off or termination payments. There is no repayment schedule for the net pension liability. As explained above, changes in pension benefits, contribution rates, and return on investments affect the balance of the net pension liability, but are outside the control of the local government. In the event that contributions, investment returns, and other changes are insufficient to keep up with required pension payments, State statute does not assign/identify the responsible party for the unfunded portion. Due to the unique nature of how the net pension liability is satisfied, this liability is separately identified within the long-term liability section of the statement of net position.

In accordance with GASB 68, the Academy's statements prepared on an accrual basis of accounting include an annual pension expense for their proportionate share of each plan's *change* in net pension liability not accounted for as deferred inflows/outflows. The Academy also reports a net pension liability and deferred inflows/outflows of resources related to pension on the accrual basis of accounting.

In conclusion, the application of GASB Statement No. 68 requires the reader to perform additional calculations to determine the Academy's total net position at June 30, 2017 without the implementation of GASB Statement No. 68. This is an important exercise, as the State Pension Systems (STRS & SERS) collect, hold and distributes pensions to our employees, not the Academy. These calculations are as follows:

Table 1: Total Net Position (with GASB 68)	(4,875,006)
GASB 68 Calculations:	
Add Deferred Inflows related to Pension	40,154
Add Net Pension Liability	6,343,794
Less Deferred Outflows related to Pension	<u>(1,290,954)</u>
Total Net Position (without GASB 68)	<u>\$217,988</u>

Total current assets increased by \$17,622. This increase is due to decreases in prepaid rent of \$104,307. Capital assets increased by \$3,495 due to current year additions exceeding depreciation. Total liabilities increased \$1,116,238 primarily due to an increase in the net pension liability of \$1,109,220.

Table 2 shows the changes in net position for the fiscal years 2017 and 2016.

Table 2

Horizon Science Academy of Cleveland
Statement of Revenues, Expenses and Change in Net Position
For the Fiscal Year Ended June 30, 2017

<u>OPERATING REVENUES:</u>	June 30, 2017	June 30, 2016
Foundation payments	\$3,480,379	\$3,422,226
Food services	2,895	3,120
Classroom fees	4,586	13,009
Extracurricular activities	20,396	18,307
Other revenue	193,438	118,955
Total operating revenues	3,701,694	3,575,617
<u>OPERATING EXPENSES:</u>		
Salaries	2,122,115	2,041,552
Fringe benefits	541,831	555,867
Purchased services	1,554,138	1,624,015
Materials and supplies	198,726	239,798
Depreciation	99,101	105,872
Miscellaneous	109,024	113,217
Total operating expenses	4,624,935	4,680,321
Operating loss	(923,241)	(1,104,704)
<u>NON-OPERATING REVENUES (EXPENSES):</u>		
Restricted grants in aid - federal	547,581	556,221
State and other grants	145,485	94,991
Donated management fee	229,340	379,717
Total non-operating revenues (expenses)	922,406	1,030,929
Change in net position	(835)	(73,775)
Net position, beginning of year - as restated	(4,874,171)	(4,800,396)
Net position, end of year	(\$4,875,006)	(\$4,874,171)

Foundation support increased \$58,153 primarily due to an increase in enrollment. Federal grants decreased in the amount of \$8,640. Salaries and benefits increased \$66,527 due to the recognition of pension expense resulting from an increase in the net pension liability and related deferred inflows and deferred outflows related to pension. Purchased services decreased \$69,877.

Foundation support is the primary support of the Academy, comprising 94% of operating revenue and 75% of total revenues. The Academy also received a significant portion of federal grants, which represent 12% of total revenue. Salaries and benefits comprise the largest portion of operating expenses, representing 58% of total operating expenses. Purchased services also represent a large portion of operating expenses, or 34%. Net position decreased \$835 resulting from expenses in excess of revenues.

Capital Assets

At the end of fiscal year 2017 the Academy had \$523,779 invested in furniture, equipment, and vehicles, (\$178,088 net of accumulated depreciation). Table 3 shows activity for fiscal year 2017:

Table 3

Capital Assets				
	Beginning			Ending
	July 1, 2016	Additions	Deletions	June 30, 2017
Improvements	\$163,173	\$11,820	\$0	\$174,993
Equipment Instructional	230,095	60,335	(57,773)	232,657
Equipment Office	83,344	16,797	(11,300)	88,841
School Vehicle	20,639	13,644	(6,995)	27,288
Total Capital Assets	497,251	102,596	(76,068)	523,779
Less: Accumulated Depreciation	(322,658)	(99,101)	76,068	(345,691)
Net Fixed Assets	\$174,593	\$3,495	\$0	\$178,088

For more information on capital assets see Note 4 to the basic financial statements.

Contacting the Academy's Financial Management

This financial report is designed to provide our citizens, taxpayers, and creditors with a general overview of the Academy's finances. Questions concerning any of the information in this report or requests for additional information should be directed to Ramazan Celep, Treasurer, Horizon Science Academy of Cleveland, 6000 S. Marginal Road, Cleveland, Ohio 44103.

Horizon Science Academy of Cleveland
Statement of Net Position
June 30, 2017

ASSETS:

Current Assets:

Cash and cash equivalents	\$122,638
Intergovernmental receivable	57,543
Prepaid rent	95,615
Other prepaid items	6,368
Total current assets	282,164

Noncurrent Assets:

Depreciable capital assets, net	178,088
Total Noncurrent Assets	178,088

Total Assets	460,252
---------------------	----------------

DEFERRED OUTFLOWS OF RESOURCES:

Pensions:

Pension – STRS	1,174,675
Pension – SERS	116,279

Total Deferred Outflows of Resources	1,290,954
---	------------------

LIABILITIES:

Current Liabilities:

Accounts payable	16,225
Accrued wages and benefits payable	206,142
Intergovernmental payable	3,600
Total current liabilities	225,967

Noncurrent Liabilities:

Capital lease due in one year	9,096
Capital lease due in more than one year	7,201
Net pension liability	6,343,794
Total noncurrent liabilities	6,360,091

Total Liabilities	6,586,058
--------------------------	------------------

DEFERRED INFLOWS OF RESOURCES:

Pensions:

Pension – SERS	40,154
----------------	--------

Total Deferred Inflows of Resources	40,154
--	---------------

NET POSITION:

Net investment in capital assets	161,791
Unrestricted	(5,036,797)

Total Net Position	(\$4,875,006)
---------------------------	----------------------

See accompanying notes to the basic financial statements.

Horizon Science Academy of Cleveland
Statement of Revenues, Expenses and Change in Net Position
For the Fiscal Year Ended June 30, 2017

OPERATING REVENUES:

Foundation payments	\$3,480,379
Food services	2,895
Classroom fees	4,586
Extracurricular activities	20,396
Other revenue	193,438
Total operating revenues	3,701,694

OPERATING EXPENSES:

Salaries	2,122,115
Fringe benefits	541,831
Purchased services	1,554,138
Materials and supplies	198,726
Depreciation	99,101
Miscellaneous	109,024
Total operating expenses	4,624,935

Operating loss **(923,241)**

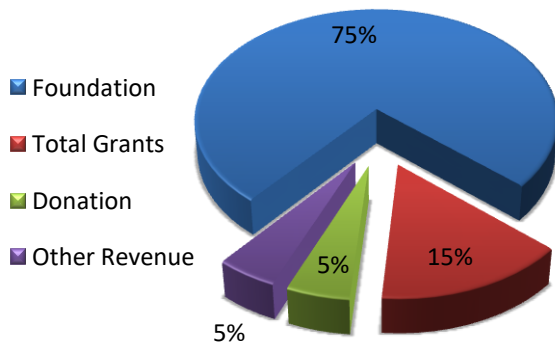
NON-OPERATING REVENUES:

Restricted grants in aid – federal	547,581
State and other grants	145,485
Donated management fee	229,340
Total non-operating revenues	922,406

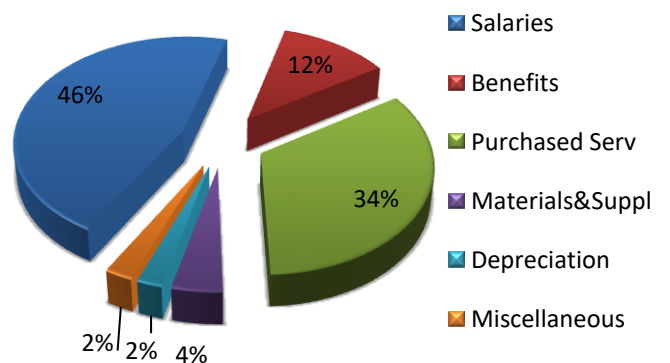
Change in net position	(835)
Net position, beginning of year	(4,874,171)
Net position, end of year	(\$4,875,006)

See accompanying notes to the basic financial statements.

Revenues



Expenses



Horizon Science Academy of Cleveland
Statement of Cash Flows
For the Fiscal Year Ended June 30, 2017

CASH FLOWS FROM OPERATING ACTIVITIES:

Cash received from State of Ohio	\$3,413,950
Cash received from other operating revenues	221,315
Cash payments to suppliers for goods and services	(1,405,387)
Cash payments to employees for services and benefits	(2,634,807)
Other cash payments	(109,024)
Net cash used for operating activities	(513,953)

CASH FLOWS FROM NONCAPITAL FINANCING ACTIVITIES:

Federal grants received	547,581
State and other grants received	145,485
Net cash provided by noncapital financing activities	693,066

CASH FLOWS FROM CAPITAL AND RELATED FINANCING ACTIVITIES:

Principal paid on capital lease payable	(7,959)
Payment for capital acquisitions	(88,952)
Net cash used for capital and related financing activities	(96,911)

Net increase in cash and cash equivalents	82,202
Cash and cash equivalents at beginning of year	40,436
Cash and cash equivalents at end of year	\$122,638

RECONCILIATION OF OPERATING LOSS TO NET CASH USED FOR OPERATING ACTIVITIES

Operating loss	(\$923,241)
----------------	-------------

ADJUSTMENTS TO RECONCILE OPERATING LOSS TO NET CASH USED FOR OPERATING ACTIVITIES:

Depreciation	99,101
Donated management fee	229,340
Changes in Assets and Liabilities:	
Increase in prepaid rent	104,307
Increase in other prepaid items	1,001
Increase in accounts payable	12,829
Decrease in intergovernmental receivable	(40,728)
Increase in accrued wages and benefits payable	14,205
Decrease in intergovernmental payable	(25,701)
Decrease in deferred inflows of resources	(383,059)
Decrease in deferred outflows of resources	(711,227)
Increase in net pension liability	1,109,220
Total adjustments	409,288

Net cash used for operating activities	(\$513,953)
---	--------------------

NONCASH TRANSACTIONS:

Donated management fee	\$229,340
New capital lease	13,644

See accompanying notes to the basic financial statements.

1. DESCRIPTION OF THE ACADEMY AND REPORTING ENTITY

Horizon Science Academy of Cleveland, (the Academy), is a nonprofit corporation established pursuant to Ohio Rev. Code Chapters 3314 and 1702 to address the needs of students in grades nine through twelve in Cleveland. The Academy, which is part of the State's education program, is independent of any school and is nonsectarian in its programs, admission policies, employment practices, and all other operations.

The Academy may sue and be sued, acquire facilities as needed, and contract for any services necessary for the operation of the Academy. The Academy qualifies as an exempt organization under Section 501(c) (3) of the Internal Revenue Code. Management is not aware of any course of action or series of events that have occurred that might adversely affect the Academy's tax-exempt status.

The Academy was initially approved for operation in August 1999 under a charter with Ohio Department of Education which expired on June 30, 2004. The Academy is currently under contract with the Educational Service Center of Lucas County (the Sponsor) until June 30, 2022.

The Academy operates under the direction of a self-appointed five-member Board of Trustees. The Board is responsible for carrying out the provisions of the contract, which include, but are not limited to, state mandated provisions regarding student population, curriculum, academic goals, performance standards, admission standards, and qualifications of teachers. In fiscal year 2017, the Academy employed 52 personnel for up to 448 students.

2. SUMMARY OF SIGNIFICANT ACCOUNTING POLICIES

The basic financial statements of the Academy have been prepared in conformity with accounting principles generally accepted in the United States of America (GAAP) as applied to governmental nonprofit organizations. The Governmental Accounting Standards Board (GASB) is the accepted standard-setting body for establishing governmental accounting and financial reporting principles. The more significant of the Academy's accounting policies are described below.

A. Basis of Presentation

The Academy's basic financial statements consist of a Statement of Net Position; a Statement of Revenues, Expenses and Change in Net Position; and a Statement of Cash Flows.

The Academy uses enterprise accounting to report its financial activities. Enterprise accounting focuses on the determination of operating income, changes in net position, financial position, and cash flows.

B. Measurement Focus and Basis of Accounting

The accounting and financial reporting treatment is determined by its measurement focus. Enterprise accounting uses a flow of economic resources measurement focus. With this measurement focus, all assets and all liabilities associated with the operation of the Academy are included on the Statement of Net Position. The Statement of Revenues, Expenses, and Change in Net Positions present increases (e.g., revenues) and decreases (e.g., expenses) in total net position. The Statement of Cash Flows provides information about how the Academy finances and meets the cash flow needs of its enterprise activities.

2. SUMMARY OF SIGNIFICANT ACCOUNTING POLICIES (Continued)**B. Measurement Focus and Basis of Accounting (Continued)**

Basis of accounting refers to when revenues and expenses are recognized in the accounts and reported in the financial statements. The full accrual basis of accounting is used for reporting purposes. Revenue resulting from exchange transactions, in which each party gives and receives essentially equal value, is recorded on the accrual basis when the exchange takes place. Revenues resulting from non-exchange transactions, in which the Academy receives value without directly giving equal value in return, such as grants, entitlements and donations are recognized in the period in which all eligibility requirements have been satisfied. Unearned revenue arises when assets are recognized before revenue recognition criteria have been satisfied. Grants and entitlements received before eligibility requirements are met are recorded as unearned revenue. Expenses are recognized at the time they are incurred.

C. Budgetary Process

The contract between the Academy and its Sponsor prescribes an annual budget requirement in addition to preparing a 5-year forecast, which is to be updated on an annual basis. Chapter 5705.391(A) of the Ohio Revised Code also requires the Academy to prepare a 5-year forecast, update it annually, and submit it to the Superintendent of Public Instruction at the Ohio Department of Education.

D. Cash

To improve cash management, all cash received by the Academy is pooled in a central bank account. Total cash amount at the end of the fiscal year is presented as "Cash and cash equivalents" in the Statement of Net Position. For the purposes of the Statement of Cash Flows and for presentation on the Statement of Net Position, any investment with an original maturity date less than 90 days is considered a cash equivalent and any investment with a maturity date greater than 90 days is considered an investment. The Academy did not have any investments during fiscal year 2017.

E. Capital Assets and Depreciation

Capital assets are capitalized at cost (or estimated historical cost) and updated for additions and retirements during the year. Donated capital assets are recorded at their acquisition values as of the date received. The Academy maintains a capitalization threshold of one thousand dollars. The costs of normal maintenance and repairs that do not add to the value of the asset or materially extend an asset's life are not capitalized. Improvements are capitalized. The Academy does not capitalize interest.

Capital assets are depreciated using the straight-line method over the following estimated useful lives. Improvements to capital assets are depreciated over the remaining useful lives of the related capital assets. Leasehold improvements are depreciated using the straight-line method over the life of the lease.

	<u>Useful Life</u>
Buildings	40 years
Improvements	5 to 10 years
Heavy Duty Office or Classroom Furniture	5 to 10 years
Computers and Other Electronic Equipment	3 to 5 years
Vehicles	3 to 10 years

2. SUMMARY OF SIGNIFICANT ACCOUNTING POLICIES (Continued)

F. Intergovernmental Revenues

The Academy currently participates in the State Foundation Program, Special Education Program, and Federal CCIP Program. Revenues received from the State Foundation Program are recognized as operating revenues whereas revenues from the Federal CCIP Program, Special Education Program and other State Grants are recognized as non-operating revenues in the accounting period in which all eligibility requirements have been met.

Eligibility requirements include timing requirements, which specify the year when the resources are required to be used or the fiscal year when use is first permitted, matching requirements, in which the Academy must provide local resources to be used for a specified purpose, and expenditure requirements, in which the resources are provided to the Academy on a reimbursement basis.

G. Operating Revenues and Expenses

Operating revenues are those revenues that are generated directly from the primary activity of the Academy. Operating expenses are necessary costs incurred to provide the service that is the primary activity of the Academy. All revenues and expenses not meeting these definitions are reported as non-operating.

H. Compensated Absences

The Academy's policy indicates that all full time employees are entitled to eight days of sick/personal leave in a school year. Also, Full time employees who have worked for the Academy for a total of 200 or more days during the contract year will be allowed nine days of paid sick or personal leave. Full time employees who have worked for the Academy 210 or more days during the contract year will be allowed ten days of paid sick or personal leave. All leave earned by employees must be used within the current school year and cannot be transferred to the next school year, and therefore, are not recorded as a liability. The Academy compensates its employees \$125 per day for each unused sick/personal day at the end of the year.

I. Net Position

Net position represents the difference between assets and liabilities. Net investment in capital assets consists of capital assets, net of accumulated depreciation and related debt. Net position is reported as restricted when there are limitations imposed on their use, either through enabling legislation adopted by the Academy or through external restrictions imposed by creditors, grantors, or contracts. The Academy applies restricted resources first when an expense is incurred for purposes for which both restricted and unrestricted net positions are available. At the end of the fiscal ended June 30, 2017, the Academy did not have any restricted net position.

J. Estimates

The preparation of financial statements in conformity with accounting principles generally accepted in the United States of America requires management to make estimates and assumptions that affect the amounts reported in the financial statements and accompanying notes. Actual results may differ from those estimates.

2. SUMMARY OF SIGNIFICANT ACCOUNTING POLICIES (Continued)**K. Deferred Outflows of Resources and Deferred Inflows of Resources**

In addition to assets, the statement of net position will report a separate section for deferred outflows of resources. Deferred outflows of resources, represents a consumption of net position that applies to a future period and will not be recognized as an outflow of resources (expense/expenditure) until then. For the Academy, deferred outflows of resources have been reported for the following two items related the Academy's net pension liability: (1) the difference between expected and actual experience of the pension systems, and (2) the Academy's contributions to the pension systems subsequent to the measurement date, and (3) change in proportionate share of net pension liability.

In addition to liabilities, the statement of net position will report a separate section for deferred inflows of resources. Deferred inflows of resources represent an acquisition of net position that applies to a future period and will not be recognized as an inflow of resources (revenue) until that time. For the Academy, deferred inflows of resources include the net difference between projected and actual earnings on pension plan investments related to the Academy's net pension liability and the difference in proportionate share of net pension liability.

L. Pensions

For purposes of measuring the net pension liability, deferred outflows of resources and deferred inflows of resources related to pensions, and pension expense, information about the fiduciary net position of the pension plans and additions to/deductions from their fiduciary net position have been determined on the same basis as they are reported by the pension systems. For this purpose, benefit payments (including refunds of employee contributions) are recognized when due and payable in accordance with the benefit terms. The pension systems report investments at fair value.

3. DEPOSITS

As of June 30, 2017, the Academy's Fifth Third bank balance of \$221,766 was either covered by FDIC or collateralized by the financial institution's public entity deposit pool in the manner described below.

Custodial credit risk is the risk that in the event of a bank failure, the Academy's deposits may not be returned to it. According to state law, public depositories must give security for all public funds on deposit in excess of those funds that are insured by the Federal Deposit Insurance Corporation (FDIC) or by any other agency or instrumentality of the federal government. These institutions may either specifically collateralize individual accounts in lieu of amounts insured by the FDIC, or may pledge a pool of government securities valued at least 105% of the total value of public monies on deposit at the institution. The Academy has no policy regarding custodial credit risk.

4. CAPITAL ASSETS

Capital asset activity for the fiscal year ended June 30, 2017, was as follows:

	Capital Assets			
	Beginning July 1, 2016	Additions	Deletions	Ending June 30, 2017
Improvements	\$163,173	\$11,820	\$0	\$174,993
Equipment Instructional	230,095	60,335	(57,773)	232,657
Equipment Office	83,344	16,797	(11,300)	88,841
School Vehicle	20,639	13,644	(6,995)	27,288
Total Capital Assets	497,251	102,596	(76,068)	523,779
Less: Accumulated Depreciation	(322,658)	(99,101)	76,068	(345,691)
Net Fixed Assets	\$174,593	\$3,495	\$0	\$178,088

5. DEFINED BENEFIT PENSION PLANS

Net Pension Liability

The net pension liability reported on the statement of net position represents a liability to employees for pensions. Pensions are a component of exchange transactions—between an employer and its employees—of salaries and benefits for employee services. Pensions are provided to an employee—on a deferred-payment basis—as part of the total compensation package offered by an employer for employee services each financial period. The obligation to sacrifice resources for pensions is a present obligation because it was created as a result of employment exchanges that already have occurred.

The net pension liability represents the Academy’s proportionate share of each pension plan’s collective actuarial present value of projected benefit payments attributable to past periods of service, net of each pension plan’s fiduciary net position. The net pension liability calculation is dependent on critical long-term variables, including estimated average life expectancies, earnings on investments, cost of living adjustments and others. While these estimates use the best information available, unknowable future events require adjusting this estimate annually.

The Ohio Revised Code limits the Academy’s obligation for this liability to annually required payments. The Academy cannot control benefit terms or the manner in which pensions are financed; however, the Academy does receive the benefit of employees’ services in exchange for compensation including pension.

GASB 68 assumes the liability is solely the obligation of the employer, because (1) they benefit from employee services; and (2) State statute requires all funding to come from these employers. All contributions to date have come solely from these employers (which also includes costs paid in the form of withholdings from employees). State statute requires the pension plans to amortize unfunded liabilities within 30 years. If the amortization period exceeds 30 years, each pension plan’s board must propose corrective action to the State legislature. Any resulting legislative change to benefits or funding could significantly affect the net pension liability. Resulting adjustments to the net pension liability would be effective when the changes are legally enforceable.

The proportionate share of each plan’s unfunded benefits is presented as a long-term net pension liability on the accrual basis of accounting. Any liability for the contractually-required pension contribution outstanding at the end of the year is included in accrued wages and benefits payable on the accrual basis of accounting.

Plan Description – School Employees Retirement System (SERS)

Plan Description –Academy non-teaching employees participate in SERS, a cost-sharing multiple-employer defined benefit pension plan administered by SERS. SERS provides retirement, disability and survivor benefits, annual cost-of-living adjustments, and death benefits to plan members and beneficiaries. Authority to establish and amend benefits is provided by Ohio Revised Code Chapter 3309. SERS issues a publicly available, stand-alone financial report that includes financial statements, required supplementary information and detailed information about SERS’ fiduciary net position. That report can be obtained by visiting the SERS website at www.ohsers.org under Employers/Audit Resources.

Age and service requirements for retirement are as follows:

	Eligible to Retire on or before August 1, 2017*	Eligible to Retire after August 1, 2017
Full Benefits	Age 65 with 5 years of service credit or Any age with 30 years of service credit	Age 67 with 10 years of service credit; or Age 57 with 30 years of service credit
Actuarially Reduced Benefits	Age 60 with 5 years of service credit Age 55 with 25 years of service credit	Age 62 with 10 years of service credit; or Age 60 with 25 years of service credit

*Members with 25 years of service credit as of August 1, 2017, will be included in this plan

5. DEFINED BENEFIT PENSION PLANS (Continued)

Plan Description – School Employees Retirement System (SERS) (Continued)

Annual retirement benefits are calculated based on final average salary multiplied by a percentage that varies based on year of service; 2.2 percent for the first thirty years of service and 2.5 percent for years of service credit over 30. Final average salary is the average of the highest three years of salary.

One year after an effective benefit date, a benefit recipient is entitled to a three percent cost-of-living adjustment (COLA). This same COLA is added each year to the base benefit amount on the anniversary date of the benefit.

Funding Policy – Plan members are required to contribute 10 percent of their annual covered salary and the Academy is required to contribute 14 percent of annual covered payroll. The contribution requirements of plan members and employers are established and may be amended by the SERS' Retirement Board up to statutory maximum amounts of 10 percent for plan members and 14 percent for employers. The Retirement Board, acting with the advice of the actuary, allocates the employer contribution rate among four of the System's funds (Pension Trust Fund, Death Benefit Fund, Medicare B Fund, and Health Care Fund). For the fiscal year ended June 30, 2017, the entire 14 percent was allocated to pension, death benefits, and Medicare B and no portion of the employer contribution rate was allocated to the Health Care Fund.

The Academy's contractually required contribution to SERS was \$20,940 for fiscal year 2017. Of this amount, \$1,598 is reported as accrued wages and benefits payable.

Plan Description - State Teachers Retirement System (STRS)

Plan Description – Academy licensed teachers and other faculty members participate in STRS Ohio, a cost-sharing multiple-employer public employee retirement system administered by STRS. STRS provides retirement and disability benefits to members and death and survivor benefits to beneficiaries. STRS issues a stand-alone financial report that includes financial statements, required supplementary information and detailed information about STRS' fiduciary net position. That report can be obtained by writing to STRS, 275 E. Broad St., Columbus, OH 43215-3771, by calling (888) 227-7877, or by visiting the STRS Web site at www.strsoh.org.

New members have a choice of three retirement plans; a Defined Benefit (DB) Plan, a Defined Contribution (DC) Plan and a Combined Plan. Benefits are established by Ohio Revised Code Chapter 3307. The DB plan offers an annual retirement allowance based on final average salary multiplied by a percentage that varies based on years of service. Effective August 1, 2015, the calculation will be 2.2 percent of final average salary for the five highest years of earnings multiplied by all years of service. With certain exceptions, the basic benefit is increased each year by two percent of the original base benefit. For members retiring August 1, 2013, or later, the first two percent is paid on the fifth anniversary of the retirement benefit. Members are eligible to retire at age 60 with five years of qualifying service credit, or age 55 with 25 years of service, or 30 years of service regardless of age. Age and service requirements for retirement will increase effective August 1, 2015, and will continue to increase periodically until they reach age 60 with 35 years of service or age 65 with five years of service on August 1, 2026.

The DC Plan allows members to place all their member contributions and 9.5 percent of the 14 percent employer contributions into an investment account. Investment allocation decisions are determined by the member. The remaining 4.5 percent of the 14 percent employer rate is allocated to the defined benefit unfunded liability. A member is eligible to receive a retirement benefit at age 50 and termination of employment. The member may elect to receive a lifetime monthly annuity or a lump sum withdrawal.

5. DEFINED BENEFIT PENSION PLANS (Continued)**Plan Description - State Teachers Retirement System (STRS) (Continued)**

The Combined Plan offers features of both the DB Plan and the DC Plan. In the Combined Plan, member contributions are allocated among investment choices by the member, and employer contributions are used to fund the defined benefit payment at a reduced level from the regular DB Plan. The defined benefit portion of the Combined Plan payment is payable to a member on or after age 60 with five years of services. The defined contribution portion of the account may be taken as a lump sum payment or converted to a lifetime monthly annuity at age 50.

New members who choose the DC plan or Combined Plan will have another opportunity to reselect a permanent plan during their fifth year of membership. Members may remain in the same plan or transfer to another STRS plan. The optional annuitization of a member's defined contribution account or the defined contribution portion of a member's Combined Plan account to a lifetime benefit results in STRS bearing the risk of investment gain or loss on the account. STRS has therefore included all three plan options as one defined benefit plan for GASB 68 reporting purposes.

A DB or Combined Plan member with five or more years of credited service who is determined to be disabled may qualify for a disability benefit. Eligible survivors of members who die before service retirement may qualify for monthly benefits. New members on or after July 1, 2013, must have at least ten years of qualifying service credit that apply for disability benefits. Members in the DC Plan who become disabled are entitled only to their account balance. If a member of the DC Plan dies before retirement benefits begin, the member's designated beneficiary is entitled to receive the member's account balance.

Funding Policy – Employer and member contribution rates are established by the State Teachers Retirement Board and limited by Chapter 3307 of the Ohio Revised Code. For the fiscal year ended June 30, 2017, plan members were required to contribute 14 percent of their annual covered salary. The Academy was required to contribute 14 percent; the entire 14 percent was the portion used to fund pension obligations. The fiscal year 2017 contribution rates were equal to the statutory maximum rates.

The Academy's contractually required contribution to STRS was \$273,197 for fiscal year 2017. Of this amount, \$22,653 is reported as accrued wages and benefits payable.

Pension Liabilities, Pension Expense, and Deferred Outflows of Resources and Deferred Inflows of Resources Related to Pensions

The net pension liability was measured as of June 30, 2016, and the total pension liability used to calculate the net pension liability was determined by an actuarial valuation as of that date. The Academy's proportion of the net pension liability was based on the Academy's share of contributions to the pension plan relative to the contributions of all participating entities. Following is information related to the proportionate share and pension expense:

	SERS	STRS	Total
Proportion of the net pension liability prior measurement date	0.005483600%	0.017082300%	
Proportion of the net pension liability current measurement date	0.006037900%	0.017631740%	
Change in proportionate share	0.000554300%	0.000549440%	
Proportionate share of NPL	\$441,919	\$5,901,875	\$6,343,794
Pension Expense	\$26,651	\$282,420	\$309,071

5. DEFINED BENEFIT PENSION PLANS (Continued)**Pension Liabilities, Pension Expense, and Deferred Outflows of Resources and Deferred Inflows of Resources Related to Pensions (Continued)**

At June 30, 2017, the Academy reported deferred outflows of resources and deferred inflows of resources related to pensions from the following sources:

Deferred Outflows of Resources	<u>SERS</u>	<u>STRS</u>	<u>TOTAL</u>
Differences between expected and actual experience	\$5,960	\$238,465	\$244,425
Net difference between projected and actual earning on pension plan investments	36,453	490,015	526,468
Changes of assumptions	29,500	-	29,500
Difference between Academy contributions and proportionate share of contributions/change in proportionate share	23,426	172,998	196,424
Academy contributions subsequent to the measurement date	20,940	273,197	294,137
Total Deferred Outflows of Resources	<u>\$ 116,279</u>	<u>\$ 1,174,675</u>	<u>\$ 1,290,954</u>
Deferred Inflows of Resources			
Difference between Academy contributions and proportionate share of contributions/change in proportionate share	\$40,154	-	\$40,154
Total Deferred Inflows of Resources	<u>\$40,154</u>	<u>\$ -</u>	<u>\$40,154</u>

\$294,137 reported as deferred outflows of resources related to pension resulting from Academy contributions subsequent to the measurement date will be recognized as a reduction of the net pension liability in the year ending June 30, 2018. Other amounts reported as deferred outflows of resources and deferred inflows of resources related to pension will be recognized in pension expense as follows:

<u>Fiscal Year Ending June 30:</u>	<u>SERS</u>	<u>STRS</u>	<u>TOTAL</u>
2018	\$7,756	\$162,654	\$170,410
2019	7,729	162,653	170,382
2020	29,218	350,685	379,903
2021	10,482	225,486	235,968
Total	<u>\$55,185</u>	<u>\$901,478</u>	<u>\$956,663</u>

Actuarial Assumptions - SERS

SERS' total pension liability was determined by their actuaries in accordance with GASB Statement No. 67, as part of their annual actuarial valuation for each defined benefit retirement plan. Actuarial valuations of an ongoing plan involve estimates of the value of reported amounts (e.g., salaries, credited service) and assumptions about the probability of occurrence of events far into the future (e.g., mortality, disabilities, retirements, employment termination). Actuarially determined amounts are subject to continual review and potential modifications, as actual results are compared with past expectations and new estimates are made about the future.

Projections of benefits for financial reporting purposes are based on the substantive plan (the plan as understood by the employers and plan members) and include the types of benefits provided at the time of each valuation and the historical pattern of sharing benefit costs between the employers and plan members to that point. The projection of benefits for financial reporting purposes does not explicitly incorporate the potential effects of legal or contractual funding limitations.

5. DEFINED BENEFIT PENSION PLANS (Continued)**Actuarial Assumptions – SERS (Continued)**

Actuarial calculations reflect a long-term perspective. For a newly hired employee, actuarial calculations will take into account the employee's entire career with the employer and also take into consideration the benefits, if any, paid to the employee after termination of employment until the death of the employee and any applicable contingent annuitant. In many cases actuarial calculations reflect several decades of service with the employer and the payment of benefits after termination.

Key methods and assumptions used in calculating the total pension liability in the latest actuarial valuation, prepared as of June 30, 2016, are presented below:

Wage Inflation	3.00 percent
Future Salary Increases, including inflation	3.50 percent to 18.20 percent
COLA or Ad Hoc COLA	3 percent
Investment Rate of Return	7.50 percent net of investments expense, including inflation
Actuarial Cost Method	Entry Age Normal (level percent of payroll)

For post-retirement mortality, the table used in evaluating allowances to be paid is the RP-2014 Blue Collar Mortality Table with fully generational projection and Scale BB, with 120% of male rates and 110% of female rates used. The RP-2000 Disabled Mortality Table with 90% for male rates and 100% for female rates set back five years is used for the period after disability retirement. Special mortality tables are used for the period after disability retirement.

The actuarial assumptions used in the June 30, 2016 valuation were based on the results of an experience study that was completed June 30, 2015. As a result of the actuarial experience study, the following changes of assumptions affected the total pension liability since the prior measurement date: (a) the assumed rate of inflation was reduced from 3.25% to 3.00%, (b) payroll growth assumption was reduced from 4.00% to 3.50%, (c) assumed real wage growth was reduced from 0.75% to 0.50%, (d) Rates of withdrawal, retirement and disability were updated to reflect recent experience, (e) mortality among active members was updated to RP-2014 Blue Collar Mortality Table with fully generational projection and a five year age set-back for both males and females, (f) mortality among service retired members, and beneficiaries was updated to the following RP-2014 Blue Collar Mortality Table with fully generational projection with Scale BB, 120% of male rates, and 110% of female rates and (g) mortality among disable member was updated to RP-2000 Disabled Mortality Table, 90% for male rates and 100% for female rates, set back five years is used for the period after disability retirement.

The long-term return expectation for the Pension Plan Investments has been determined using a building-block approach and assumes a time horizon, as defined in SERS' Statement of Investment Policy. A forecasted rate of inflation serves as the baseline for the return expectation. Various real return premiums over the baseline inflation rate have been established for each asset class. The long-term expected nominal rate of return has been determined by calculating a weighted averaged of the expected real return premiums for each asset class, adding the projected inflation rate, and adding the expected return from rebalancing uncorrelated asset classes.

5. DEFINED BENEFIT PENSION PLANS (Continued)**Actuarial Assumptions – SERS (Continued)**

The target allocation and best estimates of arithmetic real rates of return for each major assets class are summarized in the following table:

Asset Class	Target Allocation	Long-Term Expected Real Rate of Return
Cash	1.00 %	0.50 %
US Stocks	22.50	4.75
International Equity	22.50	7.00
Fixed Income	19.00	1.50
Private Equity	10.00	8.00
Real Assets	15.00	5.00
Multi-Asset Strategies	10.00	3.00
Total	100.00 %	

Discount Rate The total pension liability was calculated using the discount rate of 7.50 percent. The projection of cash flows used to determine the discount rate assumed the contributions from employers and from the members would be computed based on contribution requirements as stipulated by State statute. Projected inflows from investment earning were calculated using the long-term assumed investment rate of return (7.50 percent). Based on those assumptions, the plan's fiduciary net position was projected to be available to make all future benefit payments of current plan members. Therefore, the long-term expected rate of return on pension plan investments was applied to all periods of projected benefits to determine the total pension liability.

Sensitivity of the Academy's Proportionate Share of the Net Pension Liability to Changes in the Discount Rate - Net pension liability is sensitive to changes in the discount rate, and to illustrate the potential impact the following table presents the net pension liability calculated using the discount rate of 7.50 percent, as well as what each plan's net pension liability would be if it were calculated using a discount rate that is one percentage point lower (6.50 percent), or one percentage point higher (8.50 percent) than the current rate.

	1% Decrease (6.50%)	Current Discount Rate (7.50%)	1% Increase (8.50%)
The Academy's proportionate share of the net pension liability	\$ 585,073	\$ 441,919	\$ 322,093

Actuarial Assumptions - STRS

The total pension liability in the June 30, 2016, actuarial valuation was determined using the following actuarial assumptions, applied to all periods included in the measurement:

Inflation	2.75 percent
Projected salary increases	2.75 percent at age 70 to 12.25 percent at age 20
Investment Rate of Return	7.75 percent, net of investment expenses
Cost-of-Living Adjustments (COLA)	2 percent simple applied as follows: for members retiring before August 1, 2013, 2 percent per year; for members retiring August 1, 2013, or later, 2 percent COLA paid on fifth anniversary of retirement date.

5. DEFINED BENEFIT PENSION PLANS (Continued)**Actuarial Assumptions – STRS (Continued)**

Mortality rates were based on the RP-2000 Combined Mortality Table (Projection 2022—Scale AA) for Males and Females. Males' ages are set-back two years through age 89 and no set-back for age 90 and above. Females younger than age 80 are set back four years, one year set back from age 80 through 89 and not set back from age 90 and above.

Actuarial assumptions used in the June 30, 2016, valuation are based on the results of an actuarial experience study, effective July 1, 2012.

The 10 year expected real rate of return on pension plan investments was determined by STRS' investment consultant by developing best estimates of expected future real rates of return for each major asset class. The target allocation and best estimates of geometric real rates of return for each major asset class are summarized as follows:

Asset Class	Target Allocation	Long-Term Expected Real Rate of Return*
Domestic Equity	31.00 %	8.00 %
International Equity	26.00	7.85
Alternatives	14.00	8.00
Fixed Income	18.00	3.75
Real Assets	10.00	6.75
Liquidity Reserves	1.00	3.00
Total	100.00 %	7.61 %

* 10-Year annualized geometric nominal returns, which include the real rate of return and inflation of 2.50% and does not include investment expenses. The total fund long-term expected return reflects diversification among the asset classes and therefore is not a weighted average return of the individual asset classes.

Discount Rate The discount rate used to measure the total pension liability was 7.75 percent as of June 30, 2016. The projection of cash flows used to determine the discount rate assumes member and employer contributions will be made at the statutory contribution rates in accordance with rate increases described above. For this purpose, only employer contributions that are intended to fund benefits of current plan members and their beneficiaries are included. Projected employer contributions that are intended to fund the service costs of future plan members and their beneficiaries, as well as projected contributions from future plan members, are not included. Based on those assumptions, STRS' fiduciary net position was projected to be available to make all projected future benefit payments to current plan members as of June 30, 2016. Therefore, the long-term expected rate of return on pension plan investments of 7.75 percent was applied to all periods of projected benefit payment to determine the total pension liability as of June 30, 2016.

Sensitivity of the Academy's Proportionate Share of the Net Pension Liability to Changes in the Discount Rate The following table presents the Academy's proportionate share of the net pension liability calculated using the current period discount rate assumption of 7.75 percent, as well as what the Academy's proportionate share of the net pension liability would be if it were calculated using a discount rate that is one-percentage-point lower (6.75 percent) or one-percentage-point higher (8.75 percent) than the current rate:

	1% Decrease (6.75%)	Current Discount Rate (7.75%)	1% Increase (8.75%)
Academy's proportionate share of the net pension liability	\$ 7,843,112	\$ 5,901,875	\$ 4,264,327

5. DEFINED BENEFIT PENSION PLANS (Continued)

Changes Between Measurement Date and Report Date - In March 2017, the STRS Board adopted certain assumption changes which will impact their annual actuarial valuation prepared as of June 30, 2017. The most significant change is a reduction in the discount rate from 7.75 percent to 7.45 percent. In April 2017, the STRS Board voted to suspend cost of living adjustments granted on or after July 1, 2017. Although the exact amount of these changes is not known, the overall decrease to Academy's NPL is expected to be significant.

6. POSTEMPLOYMENT BENEFITS

A. School Employees Retirement System

Health Care Plan Description - The Academy contributes to the SERS Health Care Fund, administered by SERS for non-certificated retirees and their beneficiaries. For GASB 45 purposes, this plan is considered a cost-sharing, multiple-employer, defined benefit other postemployment benefit (OPEB) plan. The Health Care Plan includes hospitalization and physicians' fees through several types of plans including HMO's, PPO's, Medicare Advantage, and traditional indemnity plans as well as a prescription drug program. The financial report of the Plan is included in the SERS Comprehensive Annual Financial Report which can be obtained on SERS' website at www.ohsers.org under Employers/Audit Resources.

Access to health care for retirees and beneficiaries is permitted in accordance with Section 3309 of the Ohio Revised Code. The Health Care Fund was established and is administered in accordance with Internal Revenue Code Section 105(e). SERS' Retirement Board reserves the right to change or discontinue any health plan or program. Health care is financed through a combination of employer contributions and retiree premiums, copays and deductibles on covered health care expenses, investment returns, and any funds received as a result of SERS' participation in Medicare programs. Active employee members do not contribute to the Health Care Plan. Retirees and their beneficiaries are required to pay a health care premium that varies depending on the plan selected, number of qualified years of service, Medicare eligibility and retirement status.

Funding Policy - State statute permits SERS to fund the health care benefits through employer contributions. Each year, after the allocation for statutorily required basic benefits, the Retirement Board allocates the remainder of the employer contribution of 14 percent of covered payroll to the Health Care Fund. For fiscal year 2017, none of the employer contribution was allocated to health care. In addition, employers pay a surcharge for employees earning less than an actuarially determined minimum compensation amount, pro-rated according to service credit earned. For fiscal year 2017, this amount was \$23,500. Statutes provide that no employer shall pay a health care surcharge greater than 2 percent of that employer's SERS-covered payroll; nor may SERS collect in aggregate more than 1.5 percent of the total statewide SERS-covered payroll for the health care surcharge. For fiscal year 2017, the Academy's surcharge obligation was \$2,417.

The Academy's contributions for health care for the fiscal years ended June 30, 2017, 2016, and 2015 were \$2,417, \$3,106, and \$4,980, respectively. The fiscal year 2017 amount has been reported as accrued wages and benefits payable. The full amount has been contributed for fiscal years 2016 and 2015.

B. State Teachers Retirement System

Plan Description - The Academy participates in the cost-sharing multiple-employer defined benefit Health Plan administered by the State Teachers Retirement System of Ohio (STRS) for eligible retirees who participated in the defined benefit or combined pension plans offered by STRS. Ohio law authorizes STRS to offer this plan. Benefits include hospitalization, physicians' fees, prescription drugs and reimbursement of monthly Medicare Part B premiums. The Plan is included in the report of STRS which can be obtained by visiting www.strsoh.org or by calling (888) 227-7877.

6. POSTEMPLOYMENT BENEFITS (Continued)**B. State Teachers Retirement System (Continued)**

Funding Policy – Ohio law authorizes STRS Ohio to offer the Plan and gives the Retirement Board authority over how much, if any, of the health care costs will be absorbed by STRS Ohio. Active employee members do not contribute to the Plan. All benefit recipients pay a monthly premium. Under Ohio law, funding for post-employment health care may be deducted from employer contributions. For 2017, STRS Ohio did not allocate any employer contributions to the Health Care Stabilization Fund. The Academy did not make any contributions for health care for the fiscal years ended June 30, 2017, 2016 and 2015.

7. LONG-TERM OBLIGATIONS

The Academy's long-term obligations during the year consist of the following:

	Balance June 30, 2016	Additions	Reductions	Balance June 30, 2017	Amounts Due In One Year
Capital Lease	\$10,612	\$13,644	\$7,959	\$16,297	\$9,096
Net Pension Liability					
STRS	\$4,921,674	\$980,201	\$0	\$5,901,875	\$0
SERS	312,900	129,019	0	441,919	0
Total long-term obligations	<u>\$5,245,186</u>	<u>\$1,122,864</u>	<u>\$7,959</u>	<u>\$6,360,091</u>	<u>\$9,096</u>

8. RISK MANAGEMENT**A. Property and Liability**

The Academy is exposed to various risks of loss related to torts; theft of, damage to and destruction of assets; errors and omissions; injuries to employees; and natural disasters. During fiscal year 2017, the Academy contracted with Great American Insurance Company for property and general liability insurance with a \$1,000,000 single occurrence limit and \$3,000,000 annual aggregate and no deductible. There has been no reduction in coverage from the prior year. There have been no settlements exceeding coverage in any of the last three fiscal years.

B. Workers Compensation

The Academy pays the State Workers Compensation System a premium for employee injury coverage. The premium is calculated by multiplying the monthly total gross payroll by a factor that is calculated by the State. 100% of this premium was paid for fiscal year 2017.

9. EMPLOYEE MEDICAL AND DENTAL BENEFITS

The Academy has contracted with a private carrier to provide employee medical/surgical benefits. The Academy pays 60% of the monthly premium and the employee is responsible for the remaining 40%. The Academy has also contracted with private carriers to provide dental coverage. The Academy pays 60% of the monthly premium and the employee is responsible for the remaining 40%.

10. PURCHASED SERVICES

Purchased service expenses during fiscal year 2017 were as follows:

Purchased Services	
Type	Amount
Professional Services	\$748,750
Rent and Property Services	730,779
Admin Travel	20,206
Advertising and Communications	54,403
Total	<u>\$1,554,138</u>

11. CAPITAL LEASES

In fiscal year 2016, the Academy entered into a capitalized lease agreement for a van. The Academy also entered into a capitalized lease agreement for a van in fiscal year 2017. Both leases meet the criteria of a capital lease as defined by accounting principles generally accepted in the United States, which defines a capital lease generally as one which transfers benefits and risks of ownership to the lessee. Both leases are at 0% interest. The capital leases were recorded at the present value of the future minimum lease payments as of the inception date. The Academy made principal payments of \$4,548 and 3,411 during fiscal year 2017. The following is a schedule of the future minimum lease payments required for the capital lease as of June 30, 2017:

<u>Fiscal Year Ending June 30,</u>	
2018	\$9,096
2019	6,064
2020	1,137
Present Value of Minimum Lease Payments	<u>\$16,297</u>

12. OPERATING LEASES

On December 1, 2005 the Academy entered into a lease agreement with Breeze Inc. for the facilities located at 6000 S. Marginal Rd. Cleveland, OH 44103. The lease calls for monthly rental payments of \$19,000 for the lease term, which ended June 30, 2009. In July 2008, the Academy entered into a lease amendment which extended the term of the lease to June 30, 2018 with a 4% increase in the rental payment. The Academy is responsible for all repairs and maintenance of the building and property. Also, the cost of construction of the gym shall be amortized over the life of the remaining lease term and added to the monthly lease payments. The Academy entered a Land Installment Agreement dated December 1, 2005 with Kinetic Leasing, and the remaining balance shall be deducted from future rent payments over the life of the lease term. Breeze, Inc. agreed to pay off Kinetic Leasing, and the Academy assigned Breeze Inc. all of its rights, title and interest in the lease with Kinetic Leasing and the modular building. The difference between the offer, \$800,000, and the payoff to Kinetic Leasing is to be deducted from future rent payments over the life of the lease term. All other construction related expenses incurred by the tenant will also be deducted from future rent payments over the life of the lease term. The total incurred prepaid expense was \$903,997 and the monthly credit towards the rent payment is \$8,692. According to the current agreement, the monthly rent for the facilities is \$34,246. The Academy paid \$410,953 in fiscal year 2017.

13. PREPAID EXPENSES

As a result of the building sale to Breeze Inc. in 2005, the Academy recorded a prepaid rent for \$567,997. In July 2008, the balance was renegotiated as a part of new lease agreement due to the construction of a gym and extra classrooms for the Academy on the premises. The balance as of June 30, 2017 was \$95,615.

14. CONTINGENCIES

A. Grants

The Academy received financial assistance from federal and state agencies in the form of grants. The disbursement of funds received under these programs generally requires compliance with terms and conditions specified in the grant agreements and are subject to audit by the grantor agencies. Any disallowed claims resulting from such audits could become a liability of the Academy. However, in the opinion of management, any such disallowed claims will not have a material effect on the financial position of the Academy. In fiscal year 2017, the Academy received grants from State and Federal agencies total of \$693,066.

B. School Foundation

School foundation funding is based on the annualized full-time equivalent (FTE) enrollment of each student. However, there is an important nexus between attendance and enrollment for Foundation funding purposes. Community schools must provide documentation that clearly demonstrates students have participated in learning opportunities. The Ohio Department of Education (ODE) is legislatively required to adjust/reconcile funding as enrollment information is updated by schools throughout the State, which can extend past the fiscal year end.

Under Ohio Rev. Code Section 3314.08, ODE may also perform a FTE Review subsequent to the fiscal year end that may result in an additional adjustment to the enrollment information as well as claw backs of Foundation funding due to a lack of evidence to support student participation and other matters of noncompliance. ODE performed such a review on the Academy for fiscal year 2017.

As of the date of this report, additional ODE adjustments for fiscal year 2017 are not finalized. As a result, the impact of future FTE adjustments on the fiscal year 2017 financial statements is not determinable, at this time. Management believes this may result in either an additional receivable to, or a liability of, the Academy. According to the FTE review conducted by the State for fiscal year 2017, the Academy was overpaid by \$3,600 and underpaid by \$57,543. This amount is included in intergovernmental payable and receivable in the Statement of Net Position.

In addition, the Academy's contracts with their Sponsor and Management Company require payment based on revenues received from the State. As discussed above, additional FTE adjustments for fiscal year 2017 are not finalized. Until such adjustments are finalized by ODE, the impact on the fiscal year 2017 financial statements, related to additional reconciliation necessary with these contracts, is not determinable. Management believes this may result in either an additional receivable to, or liability of, the Academy.

15. SPONSORSHIP AGREEMENT

On July 1, 2004, Lucas County Educational Service Center assumed responsibility for sponsorship of the Academy. The Sponsor is responsible for evaluating the performance of the Academy and has the authority to deny renewal of the contract at its expiration or terminate the contract prior to its expiration. On May 2, 2007 the original contract was extended until June 30, 2022. According to the contract, the Academy pays 2% of its foundation revenues to the Sponsor. On January 1, 2012, Lucas County Educational Service Center changed its name to Educational Service Center of Lake Erie West. In fiscal year 2017, the Academy's compensation to the Sponsor was \$67,972.

16. MANAGEMENT COMPANY AGREEMENT

The Academy contracted with Concepts Schools, Inc. to serve as the Academy's management company. The contract is renewed automatically every year in one year terms unless the Academy or the management company decides otherwise. According to the contract, the Academy transfers 10% of the funds received from the State. In fiscal year 2017, the Academy paid \$185,037 to Concept Schools for management services and had a \$47 payable balance toward next fiscal year. Remaining fee balance of \$229,340 was forgiven by Concept Schools, and is reflected in the Statement of Revenues, Expenses and Change in Net Position as donated management fee.

17. RELATED PARTIES

The Board members for the Academy are also Board members for other Horizon Science Academy Schools that are managed by the same management company, Concept Schools, Inc.

REQUIRED SUPPLEMENTARY INFORMATION

HORIZON SCIENCE ACADEMY OF CLEVELAND
CUYAHOGA COUNTY

SCHEDULE OF THE ACADEMY'S PROPORTIONATE SHARE OF
THE NET PENSION LIABILITY
SCHOOL EMPLOYEES RETIREMENT SYSTEM (SERS) OF OHIO

LAST FOUR FISCAL YEARS

	<u>2017</u>	<u>2016</u>
Academy's proportion of the net pension liability	0.00603790%	0.00548360%
Academy's proportionate share of the net pension liability	\$441,919	\$312,900
Academy's covered-employee payroll	\$186,607	\$165,083
Academy's proportionate share of the net pension liability as a percentage of its covered-employee payroll	236.82%	189.54%
Plan fiduciary net position as a percentage of the total pension liability	62.98%	69.16%
	<u>2015</u>	<u>2014</u>
Academy's proportion of the net pension liability	0.00702200%	0.00702200%
Academy's proportionate share of the net pension liability	\$355,379	\$417,576
Academy's covered-employee payroll	\$204,055	\$213,887
Academy's proportionate share of the net pension liability as a percentage of its covered-employee payroll	174.16%	195.23%
Plan fiduciary net position as a percentage of the total pension liability	71.70%	65.52%

Note: Information prior to 2014 was unavailable. Schedule is intended to show information for 10 years. Additional years will be displayed as they become available.

Amounts presented for each fiscal year were determined as of the Academy's measurement date which is the prior year-end.

HORIZON SCIENCE ACADEMY OF CLEVELAND
CUYAHOGA COUNTY

SCHEDULE OF THE ACADEMY'S PROPORTIONATE SHARE OF
THE NET PENSION LIABILITY
STATE TEACHERS RETIREMENT SYSTEM (STRS) OF OHIO

LAST FOUR FISCAL YEARS

	<u>2017</u>	<u>2016</u>
Academy's proportion of the net pension liability	0.01763174%	0.01780823%
Academy's proportionate share of the net pension liability	\$5,901,875	\$4,921,674
Academy's covered-employee payroll	\$1,851,086	\$1,857,993
Academy's proportionate share of the net pension liability as a percentage of its covered-employee payroll	318.83%	264.89%
Plan fiduciary net position as a percentage of the total pension liability	66.80%	72.10%
	<u>2015</u>	<u>2014</u>
Academy's proportion of the net pension liability	0.01752385%	0.01752385%
Academy's proportionate share of the net pension liability	\$4,262,407	\$5,077,352
Academy's covered-employee payroll	\$1,790,454	\$1,879,108
Academy's proportionate share of the net pension liability as a percentage of its covered-employee payroll	238.06%	270.20%
Plan fiduciary net position as a percentage of the total pension liability	74.70%	69.30%

Note: Information prior to 2014 was unavailable. Schedule is intended to show information for 10 years. Additional years will be displayed as they become available.

Amounts presented for each fiscal year were determined as of the Academy's measurement date which is the prior year-end.

HORIZON SCIENCE ACADEMY OF CLEVELAND
CUYAHOGA COUNTY

SCHEDULE OF THE ACADEMY PENSION CONTRIBUTIONS

SCHOOL EMPLOYEES RETIREMENT SYSTEM (SERS) OF OHIO

LAST TEN FISCAL YEARS

	<u>2017</u>	<u>2016</u>	<u>2015</u>	<u>2014</u>	<u>2013</u>
Contractually required contribution	\$20,940	\$26,125	\$21,758	\$28,282	\$29,602
Contributions in relation to the contractually required contribution	<u>(20,940)</u>	<u>(26,125)</u>	<u>(21,758)</u>	<u>(28,282)</u>	<u>(29,602)</u>
Contribution deficiency (excess)	<u>\$ -</u>	<u>\$ -</u>	<u>\$ -</u>	<u>\$ -</u>	<u>\$ -</u>
Academy's covered-employee payroll	\$149,571	\$186,607	\$165,083	\$204,055	\$213,887
Contributions as a percentage of covered-employee payroll	14.00%	14.00%	13.18%	13.86%	13.84%
	<u>2012</u>	<u>2011</u>	<u>2010</u>	<u>2009</u>	<u>2008</u>
Contractually required contribution	\$28,206	\$24,392	\$48,713	\$48,088	\$21,943
Contributions in relation to the contractually required contribution	<u>(28,206)</u>	<u>(24,392)</u>	<u>(48,713)</u>	<u>(48,088)</u>	<u>(21,943)</u>
Contribution deficiency (excess)	<u>\$ -</u>	<u>\$ -</u>	<u>\$ -</u>	<u>\$ -</u>	<u>\$ -</u>
Academy's covered-employee payroll	\$209,710	\$194,049	\$359,771	\$488,699	\$223,452
Contributions as a percentage of covered-employee payroll	13.45%	12.57%	13.54%	9.84%	9.82%

HORIZON SCIENCE ACADEMY OF CLEVELAND
CUYAHOGA COUNTY

SCHEDULE OF THE ACADEMY PENSION CONTRIBUTIONS

STATE TEACHERS RETIREMENT SYSTEM (STRS) OF OHIO

LAST TEN FISCAL YEARS

	<u>2017</u>	<u>2016</u>	<u>2015</u>	<u>2014</u>	<u>2013</u>
Contractually required contribution	\$273,197	\$259,152	\$260,119	\$232,759	\$244,284
Contributions in relation to the contractually required contribution	<u>(273,197)</u>	<u>(259,152)</u>	<u>(260,119)</u>	<u>(232,759)</u>	<u>(244,284)</u>
Contribution deficiency (excess)	<u>\$ -</u>	<u>\$ -</u>	<u>\$ -</u>	<u>\$ -</u>	<u>\$ -</u>
Academy's covered-employee payroll	\$1,951,407	\$1,851,086	\$1,857,993	\$1,790,454	\$1,879,108
Contributions as a percentage of covered-employee payroll	14.00%	14.00%	14.00%	13.00%	13.00%
	<u>2012</u>	<u>2011</u>	<u>2010</u>	<u>2009</u>	<u>2008</u>
Contractually required contribution	\$254,910	\$255,561	\$213,213	\$204,557	\$238,588
Contributions in relation to the contractually required contribution	<u>(254,910)</u>	<u>(255,561)</u>	<u>(213,213)</u>	<u>(204,557)</u>	<u>(238,588)</u>
Contribution deficiency (excess)	<u>\$ -</u>	<u>\$ -</u>	<u>\$ -</u>	<u>\$ -</u>	<u>\$ -</u>
Academy's covered-employee payroll	\$1,960,846	\$1,965,854	\$1,640,100	\$1,573,515	\$1,835,292
Contributions as a percentage of covered-employee payroll	13.00%	13.00%	13.00%	13.00%	13.00%

HORIZON SCIENCE ACADEMY OF CLEVELAND
CUYAHOGA COUNTY

NOTES TO REQUIRED SUPPLEMENTARY INFORMATION
FOR THE FISCAL YEAR ENDED JUNE 30, 2017

SCHOOL EMPLOYEES RETIREMENT SYSTEM (SERS) OF OHIO

Changes in benefit terms: There were no changes in benefit terms from the amounts reported for fiscal years 2014-2017.

Changes in assumptions : There were no changes in methods and assumptions used in the calculation of actuarial determined contributions for fiscal years 2014-2016. For fiscal year 2017, the following changes of assumptions affected the total pension liability since the prior measurement date: (a) the assumed rate of inflation was reduced from 3.25% to 3.00%, (b) payroll growth assumption was reduced from 4.00% to 3.50%, (c) assumed real wage growth was reduced from 0.75% to 0.50%, (d) Rates of withdrawal, retirement and disability were updated to reflect recent experience, (e) mortality among active members was updated to RP-2014 Blue Collar Mortality Table with fully generational projection and a five year age set-back for both males and females, (f) mortality among service retired members, and beneficiaries was updated to the following RP-2014 Blue Collar Mortality Table with fully generational projection with Scale BB, 120% of male rates, and 110% of female rates and (g) mortality among disable member was updated to RP-2000 Disabled Mortality Table, 90% for male rates and 100% for female rates, set back five years is used for the period after disability retirement.

STATE TEACHERS RETIREMENT SYSTEM (STRS) OF OHIO

Changes in benefit terms : There were no changes in benefit terms from the amounts reported for fiscal year 2014-2017.

Changes in assumptions : There were no changes in methods and assumptions used in the calculation of actuarial determined contributions for fiscal years 2014-2017. See the notes to the basic financial statements for the methods and assumptions in this calculation.

This page intentionally left blank.

Rockefeller Building
614 W Superior Ave Ste 1242
Cleveland OH 44113-1306
Office phone - (216) 575-1630
Fax - (216) 436-2411

Charles E. Harris & Associates, Inc.
Certified Public Accountants

INDEPENDENT AUDITOR'S REPORT ON INTERNAL CONTROL OVER
FINANCIAL REPORTING AND ON COMPLIANCE AND OTHER MATTERS
BASED ON AN AUDIT OF FINANCIAL STATEMENTS PERFORMED IN
ACCORDANCE WITH *GOVERNMENT AUDITING STANDARDS*

Horizon Science Academy of Cleveland
Cuyahoga County
6000 South Marginal Road
Cleveland, Ohio 44103

To the Governing Board:

We have audited, in accordance with the auditing standards generally accepted in the United States of America and the standards applicable to financial audits contained in *Government Auditing Standards* issued by the Comptroller General of the United States, the financial statements of the Horizon Science Academy of Cleveland, Cuyahoga County, Ohio (the Academy), as of and for the year ended June 30, 2017, and the related notes to the financial statements, which collectively comprise the Academy's basic financial statements, and have issued our report thereon dated December 15, 2017.

Internal Control Over Financial Reporting

In planning and performing our audit of the financial statements, we considered the Academy's internal control over financial reporting (internal control) to determine the audit procedures that are appropriate in the circumstances for the purpose of expressing our opinion on the financial statements, but not for the purpose of expressing an opinion on the effectiveness of the Academy's internal control. Accordingly, we do not express an opinion on the effectiveness of the Academy's internal control.

A *deficiency in internal control* exists when the design or operation of a control does not allow management or employees, in the normal course of performing their assigned functions, to prevent, or detect and correct, misstatements on a timely basis. A *material weakness* is a deficiency, or a combination of deficiencies, in internal control, such that there is a reasonable possibility that a material misstatement of the Academy's financial statements will not be prevented, or detected and corrected, on a timely basis. A *significant deficiency* is a deficiency, or a combination of deficiencies, in internal control that is less severe than a material weakness, yet important enough to merit attention by those charged with governance.


Our consideration of internal control was for the limited purpose described in the first paragraph of this section and was not designed to identify all deficiencies in internal control that might be material weaknesses or significant deficiencies. Given these limitations, we did not identify any deficiencies in internal control that we consider to be material weaknesses. However, material weaknesses may exist that have not been identified.

Compliance and Other Matters

As part of obtaining reasonable assurance about whether the Academy's financial statements are free from material misstatement, we performed tests of its compliance with certain provisions of laws, regulations, contracts, and grant agreements, noncompliance with which could have a direct and material effect on the determination of financial statement amounts. However, providing an opinion on compliance with those provisions was not an objective of our audit, and accordingly, we do not express such an opinion. The results of our tests disclosed no instances of noncompliance or other matters that are required to be reported under *Government Auditing Standards*.

Purpose of this Report

The purpose of this report is solely to describe the scope of our testing of internal control and compliance and the results of that testing, and not to provide an opinion on the effectiveness of the Academy's internal control or on compliance. This report is an integral part of an audit performed under *Government Auditing Standards* in considering the Academy's internal control and compliance. Accordingly, this communication is not suitable for any other purpose.



Charles E. Harris & Associates, Inc.
December 15, 2017



Dave Yost • Auditor of State

HORIZON SCIENCE ACADEMY CLEVELAND

CUYAHOGA COUNTY

CLERK'S CERTIFICATION

This is a true and correct copy of the report which is required to be filed in the Office of the Auditor of State pursuant to Section 117.26, Revised Code, and which is filed in Columbus, Ohio.

Susan Babbitt

CLERK OF THE BUREAU

**CERTIFIED
MARCH 20, 2018**