

**FIRELANDS LOCAL SCHOOL DISTRICT  
LORAIN COUNTY, OHIO**

***BASIC FINANCIAL STATEMENTS  
(AUDITED)***

***FOR THE FISCAL YEAR ENDED  
JUNE 30, 2017***

**KERI ANGNEY, CPA, TREASURER**





# Dave Yost • Auditor of State

Board of Education  
Firelands Local School District  
112 N. Lake Street  
South Amherst, Ohio 44001

We have reviewed the *Independent Auditor's Report* of the Firelands Local School District, Lorain County, prepared by Julian & Grube, Inc., for the audit period July 1, 2016 through June 30, 2017. Based upon this review, we have accepted these reports in lieu of the audit required by Section 117.11, Revised Code. The Auditor of State did not audit the accompanying financial statements and, accordingly, we are unable to express, and do not express an opinion on them.

Our review was made in reference to the applicable sections of legislative criteria, as reflected by the Ohio Constitution, and the Revised Code, policies, procedures and guidelines of the Auditor of State, regulations and grant requirements. The Firelands Local School District is responsible for compliance with these laws and regulations.

A handwritten signature in black ink that reads "Dave Yost".

Dave Yost  
Auditor of State

March 8, 2018

**This page intentionally left blank.**

**FIRELANDS LOCAL SCHOOL DISTRICT  
LORAIN COUNTY, OHIO**

TABLE OF CONTENTS

Independent Auditor’s Report .....	1 - 2
Management’s Discussion and Analysis .....	3 - 16
Basic Financial Statements:	
Government-Wide Financial Statements:	
Statement of Net Position .....	17
Statement of Activities .....	18
Fund Financial Statements:	
Balance Sheet - Governmental Funds .....	19
Reconciliation of Total Governmental Fund Balances to Net Position of Governmental Activities.....	20
Statement of Revenues, Expenditures and Changes in Fund Balances - Governmental Funds.....	21
Reconciliation of the Statement of Revenues, Expenditures and Changes in Fund Balances of Governmental Funds to the Statement of Activities .....	22
Statement of Revenues, Expenditures and Changes in Fund Balance - Budget and Actual (Non-GAAP Budgetary Basis) - General Fund .....	23
Statement of Fiduciary Assets and Liabilities - Fiduciary Fund .....	24
Notes to the Basic Financial Statements.....	25 - 58
Required Supplementary Information:	
Schedule of the District’s Proportionate Share of the Net Pension Liability:	
School Employees Retirement System (SERS) of Ohio .....	60
State Teachers Retirement System (STRS) of Ohio .....	61
Schedule of District Contributions:	
School Employees Retirement System (SERS) of Ohio .....	62 - 63
State Teachers Retirement System (STRS) of Ohio .....	64 - 65
Notes to Required Supplementary Information .....	66
Supplementary Information:	
Schedule of Expenditures of Federal Awards.....	67
Independent Auditor’s Report on Internal Control Over Financial Reporting and on Compliance and Other Matters Required by <i>Government Auditing Standards</i> .....	68 - 69
Independent Auditor’s Report on Compliance With Requirements Applicable to the Major Federal Program and on Internal Control Over Compliance Required by the Uniform Guidance .....	70 - 71
Schedule of Findings <i>Uniform Guidance 2 CFR § 200.515</i> .....	72

**This page intentionally left blank.**



**Julian & Grube, Inc.**  
*Serving Ohio Local Governments*

333 County Line Rd. West, Westerville, OH 43082 Phone: 614.846.1899 Fax: 614.846.2799

Independent Auditor's Report

Firelands Local School District  
Lorain County  
112 North Lake Street  
South Amherst, Ohio 44001-2824

To the Board of Education:

***Report on the Financial Statements***

We have audited the accompanying financial statements of the governmental activities, the major fund, and the aggregate remaining fund information of the Firelands Local School District, Lorain County, Ohio, as of and for the fiscal year ended June 30, 2017, and the related notes to the financial statements, which collectively comprise the Firelands Local School District's basic financial statements as listed in the table of contents.

***Management's Responsibility for the Financial Statements***

Management is responsible for preparing and fairly presenting these financial statements in accordance with accounting principles generally accepted in the United States of America; this includes designing, implementing, and maintaining internal control relevant to preparing and fairly presenting financial statements that are free from material misstatement, whether due to fraud or error.

***Auditor's Responsibility***

Our responsibility is to opine on these financial statements based on our audit. We audited in accordance with auditing standards generally accepted in the United States of America and the financial audit standards in the Comptroller General of the United States' *Government Auditing Standards*. Those standards require us to plan and perform the audit to reasonably assure the financial statements are free from material misstatement.

An audit requires obtaining evidence about financial statement amounts and disclosures. The procedures selected depend on our judgment, including assessing the risks of material financial statement misstatement, whether due to fraud or error. In assessing those risks, we consider internal control relevant to the Firelands Local School District's preparation and fair presentation of the financial statements in order to design audit procedures that are appropriate in the circumstances, but not to the extent needed to opine on the effectiveness of the Firelands Local School District's internal control. Accordingly, we express no such opinion. An audit also includes evaluating the appropriateness of management's accounting policies and the reasonableness of their significant accounting estimates, as well as our evaluation of the overall financial statement presentation.

We believe the audit evidence we obtained is sufficient and appropriate to support our audit opinions.

***Opinion***

In our opinion, the financial statements referred to above present fairly, in all material respects, the respective financial position of the governmental activities, the major fund, and the aggregate remaining fund information of the Firelands Local School District, Lorain County, Ohio, as of June 30, 2017, and the respective changes in financial position thereof and the budgetary comparison for the General fund thereof for the fiscal year then ended in accordance with the accounting principles generally accepted in the United States of America.

***Other Matters***

***Required Supplementary Information***

Accounting principles generally accepted in the United States of America require this presentation to include *Management's discussion and analysis* and schedules of net pension liability and pension contributions listed in the table of contents, to supplement the basic financial statements. Although this information is not part of the basic financial statements, the Governmental Accounting Standards Board considers it essential for placing the basic financial statements in an appropriate operational, economic, or historical context. We applied certain limited procedures to the required supplementary information in accordance with auditing standards generally accepted in the United States of America, consisting of inquiries of management about the methods of preparing the information and comparing the information for consistency with management's responses to our inquiries, to the basic financial statements, and other knowledge we obtained during our audit of the basic financial statements. We do not opine or provide any assurance on the information because the limited procedures do not provide us with sufficient evidence to opine or provide any other assurance.

***Supplementary Information***

Our audit was conducted to opine on the Firelands Local School District's basic financial statements taken as a whole.

The Schedule of Expenditures of Federal Awards presents additional analysis as required by Title 2 U.S. Code of Federal Regulations (CFR) Part 200, Uniform Administrative Requirements, Cost Principles, and Audit Requirements for Federal Awards and is not a required part of the financial statements.

The schedule is management's responsibility, and derives from and relates directly to the underlying accounting and other records used to prepare the basic financial statements. We subjected this information to the auditing procedures we applied to the basic financial statements. We also applied certain additional procedures, including comparing and reconciling this information directly to the underlying accounting and other records used to prepare the basic financial statements or to the basic financial statements themselves in accordance with auditing standards generally accepted in the United States of America. In our opinion, this information is fairly stated in all material respects in relation to the basic financial statements taken as a whole.

***Other Reporting Required by Government Auditing Standards***

In accordance with *Government Auditing Standards*, we have also issued our report dated December 14, 2017, on our consideration of the Firelands Local School District's internal control over financial reporting and our tests of its compliance with certain provisions of laws, regulations, contracts and grant agreements and other matters. That report describes the scope of our internal control testing over financial reporting and compliance, and the results of that testing, and does not opine on internal control over financial reporting or on compliance. That report is an integral part of an audit performed in accordance with *Government Auditing Standards* in considering the Firelands Local School District's internal control over financial reporting and compliance.





**FIRELANDS LOCAL SCHOOL DISTRICT  
LORAIN COUNTY, OHIO**

**MANAGEMENT'S DISCUSSION AND ANALYSIS  
FOR THE FISCAL YEAR ENDED JUNE 30, 2017  
(UNAUDITED)**

The management's discussion and analysis of Firelands Local School District's (the "District") financial performance provides an overall review of the District's financial activities for the fiscal year ended June 30, 2017. The intent of this discussion and analysis is to look at the District's financial performance as a whole; readers should also review the basic financial statements and the notes to the basic financial statements to enhance their understanding of the District's financial performance.

**Financial Highlights**

Key financial highlights for fiscal year 2017 are as follows:

- In total, net position of governmental activities decreased \$283,996, which represents an 2.38% decrease from fiscal year 2016.
- General revenues accounted for \$15,950,441 in revenue or 78.94% of all revenues. Program specific revenues in the form of charges for services and sales, and operating grants and contributions accounted for \$4,256,268 in revenue or 21.06% of total revenues of \$20,206,709.
- The District had \$20,490,705 in expenses related to governmental activities; only \$4,256,268 of these expenses were offset by program specific charges for services and sales, and operating grants and contributions. General revenues supporting governmental activities (primarily property taxes and unrestricted grants and entitlements) of \$15,950,441 were inadequate to provide for these programs.
- The District's only major governmental fund is the general fund. The general fund had \$18,590,480 in revenues and \$17,757,098 in expenditures and other financing uses. During fiscal year 2017, the general fund's fund balance increased \$833,382 from \$6,679,894 to \$7,513,276.

**Using these Basic Financial Statements**

This annual report consists of a series of financial statements and notes to those statements. These statements are organized so the reader can understand the District as a financial whole, an entire operating entity. The statements then proceed to provide an increasingly detailed look at specific financial activities.

The statement of net position and statement of activities provide information about the activities of the whole District, presenting both an aggregate view of the District's finances and a longer-term view of those finances. Fund financial statements provide the next level of detail. For governmental funds, these statements tell how services were financed in the short-term as well as what remains for future spending. The fund financial statements also look at the District's most significant funds with all other nonmajor funds presented in total in one column. In the case of the District, the general fund is by far the most significant fund, and the only governmental fund reported as a major fund.

**FIRELANDS LOCAL SCHOOL DISTRICT  
LORAIN COUNTY, OHIO**

MANAGEMENT'S DISCUSSION AND ANALYSIS  
FOR THE FISCAL YEAR ENDED JUNE 30, 2017  
(UNAUDITED)

**Reporting the District as a Whole**

*Statement of Net Position and the Statement of Activities*

While this document contains the large number of funds used by the District to provide programs and activities, the view of the District as a whole looks at all financial transactions and asks the question, "How did the District do financially during fiscal year 2017?" The statement of net position and the statement of activities answer this question. These statements include all non-fiduciary assets, deferred outflows of resources, liabilities, deferred inflows of resources, revenues and expenses using the accrual basis of accounting similar to the accounting used by most private-sector companies. This basis of accounting will take into account all of the current year's revenues and expenses regardless of when cash is received or paid.

These two statements report the District's net position and changes in net position. This change in net position is important because it tells the reader that, for the District as a whole, the financial position of the District has improved or diminished. The causes of this change may be the result of many factors, some financial, some not. Non-financial factors include the District's property tax base, current property tax laws in Ohio restricting revenue growth, facility conditions, required educational programs and other factors.

In the statement of net position and the statement of activities, the governmental activities include the District's programs and services, including instruction, support services, operation and maintenance, pupil transportation, extracurricular activities, and food service operations.

The District's statement of net position and statement of activities can be found on pages 17-18 of this report.

**Reporting the District's Most Significant Funds**

*Fund Financial Statements*

The analysis of the District's major governmental fund begins on page 12. Fund financial reports provide detailed information about the District's major funds. The District uses many funds to account for a multitude of financial transactions. However, these fund financial statements focus on the District's most significant funds. The District's only major governmental fund is the general fund.

*Governmental Funds*

Most of the District's activities are reported in governmental funds, which focus on how money flows into and out of those funds and the balances left at year end available for spending in future periods. These funds are reported using an accounting method called modified accrual accounting, which measures cash and all other financial assets that can readily be converted to cash. The governmental fund financial statements provide a detailed short-term view of the District's general government operations and the basic services it provides. Governmental fund information helps you determine whether there are more or fewer financial resources that can be spent in the near future to finance educational programs. The relationship (or differences) between governmental activities (reported in the statement of net position and the statement of activities) and governmental funds is reconciled in the basic financial statements. The basic governmental fund financial statements can be found on pages 19-23 of this report.

**FIRELANDS LOCAL SCHOOL DISTRICT  
LORAIN COUNTY, OHIO**

MANAGEMENT'S DISCUSSION AND ANALYSIS  
FOR THE FISCAL YEAR ENDED JUNE 30, 2017  
(UNAUDITED)

***Reporting the District's Fiduciary Responsibilities***

The District acts in a trustee capacity as an agent for individuals and/or other governments or organizations. These activities are reported in an agency fund. The District's fiduciary activities are reported in a separate statement of fiduciary assets and liabilities on page 24. These activities are excluded from the District's other financial statements because the assets cannot be utilized by the District to finance its operations.

***Notes to the Basic Financial Statements***

The notes provide additional information that is essential to a full understanding of the data provided in the government-wide and fund financial statements. These notes to the basic financial statements can be found on pages 25-58 of this report.

***Required Supplementary Information***

In addition to the basic financial statements and accompanying notes, this report also presents certain required supplementary information concerning the District's net pension liability. The required supplementary information can be found on pages 60 - 66 of this report.

THIS SECTION IS INTENTIONALLY LEFT BLANK

**FIRELANDS LOCAL SCHOOL DISTRICT  
LORAIN COUNTY, OHIO**

MANAGEMENT'S DISCUSSION AND ANALYSIS  
FOR THE FISCAL YEAR ENDED JUNE 30, 2017  
(UNAUDITED)

**The District as a Whole**

The statement of net position provides the perspective of the District as a whole. The table below provides a summary of the District's net position at June 30, 2017 and June 30, 2016.

	<b>Net Position</b>	
	Governmental Activities <u>2017</u>	Governmental Activities <u>2016</u>
<b><u>Assets</u></b>		
Current and other assets	\$ 18,654,383	\$ 17,243,713
Capital assets, net	<u>5,173,885</u>	<u>5,081,799</u>
Total assets	<u>23,828,268</u>	<u>22,325,512</u>
<b><u>Deferred Outflows of Resources</u></b>		
Pension	<u>5,547,050</u>	<u>2,721,666</u>
Total deferred outflows of resources	<u>5,547,050</u>	<u>2,721,666</u>
<b><u>Liabilities</u></b>		
Current liabilities	2,086,339	1,995,084
Long-term liabilities:		
Due within one year	261,885	246,523
Due in more than one year:		
Net pension liability	29,354,079	24,671,583
Other amounts	<u>1,361,355</u>	<u>1,373,786</u>
Total liabilities	<u>33,063,658</u>	<u>28,286,976</u>
<b><u>Deferred Inflows of Resources</u></b>		
Property taxes levied for next year	7,947,672	7,131,721
Pensions	<u>558,028</u>	<u>1,538,525</u>
Total deferred inflows of resources	<u>8,505,700</u>	<u>8,670,246</u>
<b><u>Net Position</u></b>		
Net investment in capital assets	4,404,064	4,158,577
Restricted	199,786	151,658
Unrestricted	<u>(16,797,890)</u>	<u>(16,220,279)</u>
Total net position	<u>\$ (12,194,040)</u>	<u>\$ (11,910,044)</u>

During a prior year, the District adopted GASB Statement 68, "Accounting and Financial Reporting for Pensions— an Amendment of GASB Statement 27" and GASB Statement 71, "Pension Transition for Contributions Made Subsequent to the Measurement Date," which significantly revises accounting for pension costs and liabilities. For reasons discussed below, many end users of this financial statement will gain a clearer understanding of the District's actual financial condition by adding deferred inflows related to pension and the net pension liability to the reported net position and subtracting deferred outflows related to pension.

**FIRELANDS LOCAL SCHOOL DISTRICT  
LORAIN COUNTY, OHIO**

MANAGEMENT'S DISCUSSION AND ANALYSIS  
FOR THE FISCAL YEAR ENDED JUNE 30, 2017  
(UNAUDITED)

Governmental Accounting Standards Board standards are national and apply to all government financial reports prepared in accordance with generally accepted accounting principles. When accounting for pension costs, GASB 27 focused on a funding approach. This approach limited pension costs to contributions annually required by law, which may or may not be sufficient to fully fund each plan's *net pension liability*. GASB 68 takes an earnings approach to pension accounting; however, the nature of Ohio's statewide pension systems and state law governing those systems requires additional explanation in order to properly understand the information presented in these statements.

Under the new standards required by GASB 68, the net pension liability equals the District's proportionate share of each plan's collective:

1. Present value of estimated future pension benefits attributable to active and inactive employees' past service
2. Minus plan assets available to pay these benefits

GASB notes that pension obligations, whether funded or unfunded, are part of the "employment exchange" – that is, the employee is trading his or her labor in exchange for wages, benefits, and the promise of a future pension. GASB noted that the unfunded portion of this pension promise is a present obligation of the government, part of a bargained-for benefit to the employee, and should accordingly be reported by the government as a liability since they received the benefit of the exchange. However, the District is not responsible for certain key factors affecting the balance of this liability. In Ohio, the employee shares the obligation of funding pension benefits with the employer. Both employer and employee contribution rates are capped by State statute. A change in these caps requires action of both Houses of the General Assembly and approval of the Governor. Benefit provisions are also determined by State statute. The employee enters the employment exchange with the knowledge that the employer's promise is limited not by contract but by law. The employer enters the exchange also knowing that there is a specific, legal limit to its contribution to the pension system. In Ohio, there is no legal means to enforce the unfunded liability of the pension system *as against the public employer*. State law operates to mitigate/lessen the moral obligation of the public employer to the employee, because all parties enter the employment exchange with notice as to the law. The pension system is responsible for the administration of the plan.

Most long-term liabilities have set repayment schedules or, in the case of compensated absences (i.e. sick and vacation leave), are satisfied through paid time-off or termination payments. There is no repayment schedule for the net pension liability. As explained above, changes in pension benefits, contribution rates, and return on investments affect the balance of the net pension liability, but are outside the control of the local government. In the event that contributions, investment returns, and other changes are insufficient to keep up with required pension payments, State statute does not assign/identify the responsible party for the unfunded portion. Due to the unique nature of how the net pension liability is satisfied, this liability is separately identified within the long-term liability section of the statement of net position.

In accordance with GASB 68, the District's statements prepared on an accrual basis of accounting include an annual pension expense for their proportionate share of each plan's *change* in net pension liability not accounted for as deferred inflows/outflows.

As a result of implementing GASB 68, the District is reporting a net pension liability and deferred inflows/outflows of resources related to pension on the accrual basis of accounting.

**FIRELANDS LOCAL SCHOOL DISTRICT  
LORAIN COUNTY, OHIO**

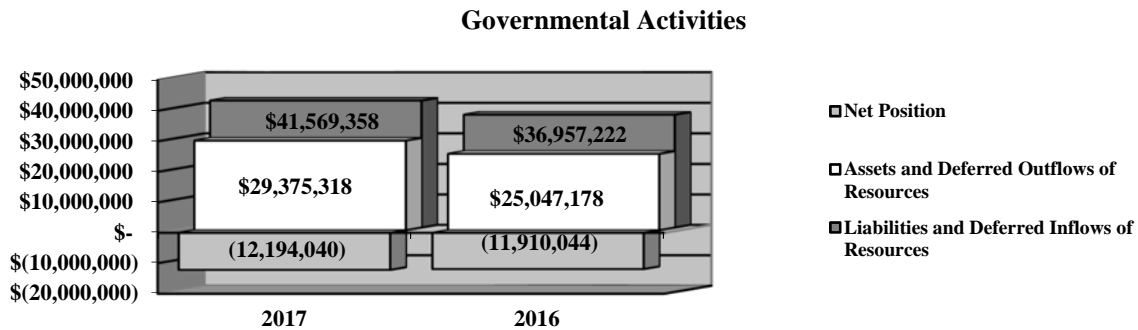
**MANAGEMENT'S DISCUSSION AND ANALYSIS  
FOR THE FISCAL YEAR ENDED JUNE 30, 2017  
(UNAUDITED)**

At year end, capital assets represented 17.61% of total assets. Capital assets include land, land improvements, buildings and improvements, furniture and equipment, and vehicles. The District's net investment in capital assets at June 30, 2017 was \$4,404,064. These capital assets are used to provide services to the students and are not available for future spending. Although the District's investment in capital assets is reported net of related debt, it should be noted that the resources to repay the debt must be provided from other sources, since capital assets may not be used to liquidate these liabilities.

A portion of the District's net position, \$199,786, represents resources that are subject to external restriction on how they may be used. The remaining balance of unrestricted net position is a deficit of \$16,797,890.

The graph below illustrates the District's governmental activities assets plus deferred outflows, liabilities plus deferred inflows and net position at June 30, 2017 and 2016.

The table below illustrates the District's assets, deferred outflows of resources, liabilities, deferred inflows of resources and net position at June 30, 2017 and June 30, 2016.



The table below shows the change in net position for fiscal years 2017 and 2016

**Change in Net Position**

	Governmental Activities	
	2017	2016
<b><u>Revenues</u></b>		
Program revenues:		
Charges for services and sales	\$ 2,824,891	\$ 2,757,759
Operating grants and contributions	1,431,377	1,376,423
General revenues:		
Property taxes	7,896,953	8,949,350
Grants and entitlements	8,001,964	8,073,969
Investment earnings	41,044	49,424
Decrease in fair value of investments	(29,559)	15,697
Miscellaneous	40,039	33,198
Total revenues	<u>20,206,709</u>	<u>21,255,820</u>

(Continued)

**FIRELANDS LOCAL SCHOOL DISTRICT  
LORAIN COUNTY, OHIO**

MANAGEMENT'S DISCUSSION AND ANALYSIS  
FOR THE FISCAL YEAR ENDED JUNE 30, 2017  
(UNAUDITED)

**Change in Net Position (Continued)**

<u>Expenses</u>	Governmental Activities	
	2017	2016
Program expenses:		
Instruction:		
Regular	\$ 8,092,305	\$ 7,424,769
Special	2,328,196	2,265,286
Vocational	231,449	280,093
Other	1,544,268	1,629,620
Support services:		
Pupil	1,197,040	1,112,048
Instructional staff	426,759	527,340
Board of education	34,223	41,258
Administration	1,706,995	1,581,751
Fiscal	541,091	521,361
Operations and maintenance	1,633,531	1,583,127
Pupil transportation	1,126,212	1,277,750
Central	218,766	140,819
Operation of non-instructional services:		
Other non-instructional services	37,107	37,265
Food service operations	642,865	624,012
Extracurricular activities	681,182	532,071
Interest and fiscal charges	48,716	57,279
Total expenses	20,490,705	19,635,849
Change in net position	(283,996)	1,619,971
Net position at beginning of year	(11,910,044)	(13,530,015)
Net position at end of year	\$ (12,194,040)	\$ (11,910,044)

**Governmental Activities**

Net position of the District's governmental activities decreased \$283,996. Total governmental expenses of \$20,490,705 were offset by program revenues of \$4,256,268 and general revenues of \$15,950,441. Program revenues supported 20.77% of the total governmental expenses.

The primary sources of revenue for governmental activities are derived from property taxes and grants and entitlements. These revenue sources represent 78.68% of total governmental revenue. The decrease in property tax revenue is mostly due to fluctuations in the amount of tax collected and available for advance at fiscal year-end by the Lorain County Fiscal Officer. Tax advances available are recorded as revenue under GAAP. The amount of taxes available at June 30, 2017, 2016, and 2015 were \$701,001, \$1,369,141, and \$936,715 respectively. This amount can vary depending upon when the County Fiscal Officer distributes tax bills. The decrease in FMV of investments is due to the decrease in value of the district's investments.

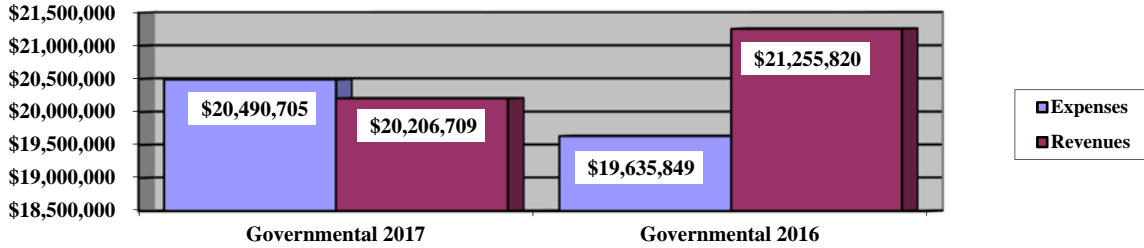
The largest expense of the District is for instructional programs. Instruction expenses totaled \$12,196,218 or 59.52% of total governmental expenses for fiscal year 2017.

**FIRELANDS LOCAL SCHOOL DISTRICT  
LORAIN COUNTY, OHIO**

MANAGEMENT'S DISCUSSION AND ANALYSIS  
FOR THE FISCAL YEAR ENDED JUNE 30, 2017  
(UNAUDITED)

The graph below presents the District's governmental activities revenues and expenses for fiscal years 2017 and 2016.

**Governmental Activities - Revenues and Expenses**



The statement of activities shows the cost of program services and the charges for services and grants offsetting those services. The following table shows, for governmental activities, the total cost of services and the net cost of services for fiscal years 2017 and 2016. That is, it identifies the cost of these services supported by tax revenues, unrestricted State grants and entitlements, and other general revenues of the District.

**Governmental Activities**

	Total Cost of Services 2017	Net Cost of Services 2017	Total Cost of Services 2016	Net Cost of Services 2016
Program expenses:				
Instruction:				
Regular	\$ 8,092,305	\$ 5,791,981	\$ 7,424,769	\$ 5,242,627
Special	2,328,196	1,496,736	2,265,286	1,410,820
Vocational	231,449	203,937	280,093	243,404
Other	1,544,268	1,544,268	1,629,620	1,629,620
Support services:				
Pupil	1,197,040	1,124,486	1,112,048	1,039,276
Instructional staff	426,759	421,970	527,340	522,126
Board of education	34,223	32,336	41,258	41,258
Administration	1,706,995	1,639,765	1,581,751	1,514,339
Fiscal	541,091	492,285	521,361	521,133
Operations and maintenance	1,633,531	1,618,484	1,583,127	1,575,893
Pupil transportation	1,126,212	1,069,067	1,277,750	1,214,998
Central	218,766	199,512	140,819	118,935
Operation of non-instructional services:				
Other non-instructional services	37,107	9,070	37,265	6,855
Food service operations	642,865	20,877	624,012	(12,850)
Extracurricular activities	681,182	520,947	532,071	375,954
Interest and fiscal charges	48,716	48,716	57,279	57,279
<b>Total expenses</b>	<b>\$ 20,490,705</b>	<b>\$ 16,234,437</b>	<b>\$ 19,635,849</b>	<b>\$ 15,501,667</b>



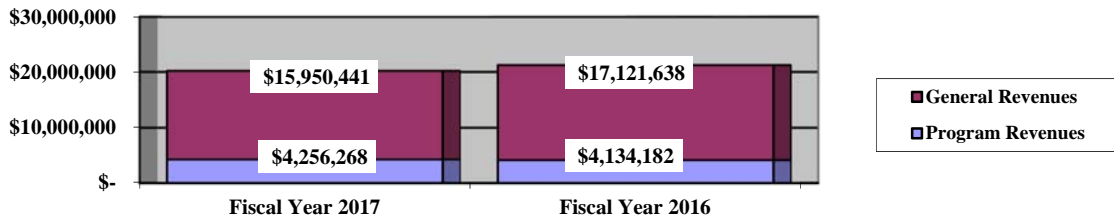
**FIRELANDS LOCAL SCHOOL DISTRICT  
LORAIN COUNTY, OHIO**

MANAGEMENT'S DISCUSSION AND ANALYSIS  
FOR THE FISCAL YEAR ENDED JUNE 30, 2017  
(UNAUDITED)

The dependence upon taxes and other general revenues for governmental activities is apparent, as 78.68% of instruction activities are supported through taxes and other general revenues. For all governmental activities, general revenue support is 79.23%. The District's taxpayers and grants and entitlements not restricted to specific programs are by far the primary support for the District's students.

The graph below presents the District's governmental activities revenues for fiscal years 2017 and 2016.

**Governmental Activities - General and Program Revenues**



**The District's Funds**

The District's governmental funds reported a combined fund balance of \$8,310,258, which is greater than last year's total balance of \$7,695,977. The table below indicates the fund balance and the total change in fund balance as of June 30, 2017 and June 30, 2016.

	Fund Balance <u>June 30, 2017</u>	Fund Balance <u>June 30, 2016</u>	<u>Change</u>
General fund	\$ 7,513,276	\$ 6,679,894	\$ 833,382
Nonmajor governmental funds	<u>796,982</u>	<u>1,016,083</u>	<u>(219,101)</u>
Total	<u>\$ 8,310,258</u>	<u>\$ 7,695,977</u>	<u>\$ 614,281</u>

**FIRELANDS LOCAL SCHOOL DISTRICT  
LORAIN COUNTY, OHIO**

**MANAGEMENT'S DISCUSSION AND ANALYSIS  
FOR THE FISCAL YEAR ENDED JUNE 30, 2017  
(UNAUDITED)**

**General Fund**

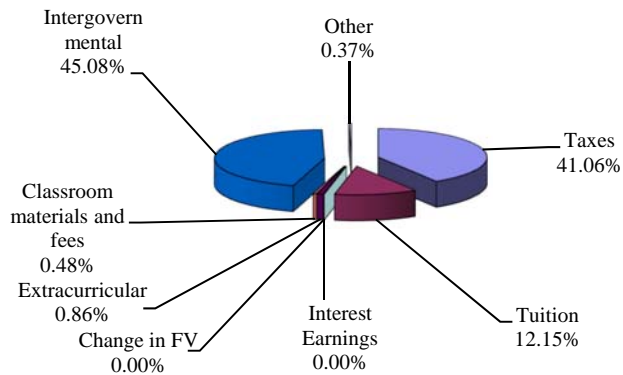
The District's general fund balance increased \$833,164.

The table that follows assists in illustrating the revenues of the general fund during fiscal years 2017 and 2016.

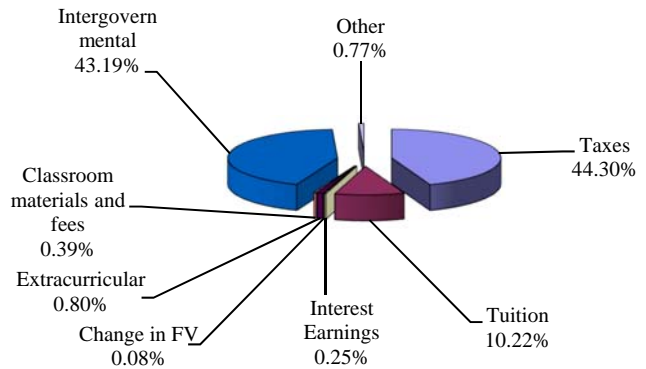
<u>Revenues</u>	<u>2017 Amount</u>	<u>2016 Amount</u>	<u>Change</u>	<u>Percentage Change</u>
Taxes	\$ 7,671,171	\$ 8,640,132	\$ (968,961)	(11.21) %
Tuition	2,169,298	1,993,085	176,213	8.84 %
Interest earnings	39,158	48,264	(9,106)	(18.87) %
Decrease in fair value of investments	(29,559)	15,697	(45,256)	(288.31) %
Extracurricular	159,436	155,044	4,392	2.83 %
Classroom materials and fees	89,444	75,321	14,123	18.75 %
Intergovernmental	8,422,512	8,423,528	(1,016)	(0.01) %
Other revenues	<u>69,020</u>	<u>150,705</u>	<u>(81,685)</u>	<u>(54.20) %</u>
<b>Total</b>	<b><u>\$ 18,590,480</u></b>	<b><u>\$ 19,501,776</u></b>	<b><u>\$ (911,296)</u></b>	<b><u>(4.67) %</u></b>

Overall revenues of the general fund decreased \$911,296 or 4.67%. Interest earnings decreased \$9,106 or 18.87% due to having fewer investments. Classroom materials and fees increased \$14,123 or 18.75% due to more money being received for class fees. Other revenues decreased \$81,685 or 54.20% due to a decrease in a decrease in other receipts.

**Revenues - Fiscal Year 2017**



**Revenues - Fiscal Year 2016**




**FIRELANDS LOCAL SCHOOL DISTRICT  
LORAIN COUNTY, OHIO**

**MANAGEMENT'S DISCUSSION AND ANALYSIS  
FOR THE FISCAL YEAR ENDED JUNE 30, 2017  
(UNAUDITED)**

The table that follows assists in illustrating the expenditures of the general fund during fiscal years 2017 and 2016.

<u>Expenditures</u>	<u>2017 Amount</u>	<u>2016 Amount</u>	<u>Change</u>	<u>Percentage Change</u>
Instruction	\$ 11,029,733	\$ 10,998,217	\$ 31,516	0.29 %
Support services	6,065,114	6,140,869	(75,755)	(1.23) %
Operation of non-instructional services	-	8,938	(8,938)	(100.00) %
Extracurricular activities	512,514	405,024	107,490	26.54 %
Debt service	<u>107,737</u>	<u>112,242</u>	<u>(4,505)</u>	<u>(4.01) %</u>
Total	<u>\$ 17,715,098</u>	<u>\$ 17,665,290</u>	<u>\$ 49,808</u>	<u>0.28 %</u>

Overall expenditures of the general fund increased \$49,808 or 0.28%. Operation of non-instructional services decreased \$8,938 or 100% due to all expenditures affecting special revenue funds rather than the general fund. The minimal changes in expenditure classifications in the general fund are an indication of the District's efforts to continue fiscally responsible spending practices.



**General Fund Budgeting Highlights**

The District's budget is prepared according to Ohio law and is based on accounting for certain transactions on a basis of cash receipts, disbursements and encumbrances. The most significant budgeted fund is the general fund.

For the general fund, final budgeted revenues of \$18,475,080 remained the same as the original budgeted revenues and other financing sources. Actual revenues and other financing sources were \$19,255,198 which was \$780,118 less than the final budgeted amounts.

General fund final appropriations (appropriated expenditures plus other financing uses) of \$18,307,525 remained the same as the original budgeted expenditures and other financing uses. The actual budget basis expenditures and other financing uses for fiscal year 2017 totaled \$17,583,977, which was \$723,548 less than the final budgeted amounts.

**FIRELANDS LOCAL SCHOOL DISTRICT  
LORAIN COUNTY, OHIO**

MANAGEMENT'S DISCUSSION AND ANALYSIS  
FOR THE FISCAL YEAR ENDED JUNE 30, 2017  
(UNAUDITED)

**Capital Assets and Debt Administration**

***Capital Assets***

At the end of fiscal year 2017, the District had \$17,404,783 invested in land, land improvements, buildings and improvements, furniture and equipment, and vehicles.

The following table shows June 30, 2017 balances compared to those at June 30, 2016.

**Capital Assets at June 30  
(Net of Depreciation)**

	Governmental Activities	
	2017	2016
Land	\$ 851,565	\$ 851,565
Land improvements	991,165	786,622
Buildings and improvements	1,976,152	2,074,098
Furniture and equipment	594,382	611,625
Vehicles	760,621	757,889
Total	\$ 5,173,885	\$ 5,081,799

The overall increase in capital assets of \$92,086 is due to additions of \$518,752 being more than depreciation expense of \$426,666.

See Note 8 to the basic financial statements for additional information on the District's capital assets.

***Debt Administration***

At June 30, 2017, the District had \$590,000 in energy conservation improvement bonds outstanding and \$179,821 in capital lease obligations. Of this total, \$157,668 is due within one year and \$612,153 is due in more than one year. The following table summarizes the long-term obligations outstanding at June 30, 2017 and June 30, 2016.

	Governmental Activities	
	2017	2016
Energy conservation improvement bonds	\$ 590,000	\$ 660,000
Capital lease obligations	179,821	263,222
Total	\$ 769,821	\$ 923,222

At June 30, 2017, the District's overall legal debt margin was \$314,638,000, with an unvoted debt margin of \$314,638.

See Note 10 to the basic financial statements for additional information on the District's debt administration.

**FIRELANDS LOCAL SCHOOL DISTRICT  
LORAIN COUNTY, OHIO**

**MANAGEMENT'S DISCUSSION AND ANALYSIS  
FOR THE FISCAL YEAR ENDED JUNE 30, 2017  
(UNAUDITED)**

**Current Financial Related Activities**

The District continues to face a challenging future as do most districts in the State of Ohio. As the preceding information shows, the District relies heavily upon grants and entitlements and property taxes. Since future grant and entitlement revenue stability is in question, the reliance upon local property taxes is increasingly important. In May 2010, the community approved the renewal of a 10 year emergency levy which raises \$820,000 annually. A new 5 year emergency levy was put on the ballot in November of 2010, which failed. This was followed by the passage of a new 5 year \$1,500,000 emergency levy in May 2011, which was renewed early in May 2016. The District saw an increase of 1.08% in valuation from the calendar year 2016 reappraisal. Changes impacted second half fiscal year 2017 property tax collections.

District enrollment decreased again in fiscal year 2017, but with the implementation of full open enrollment the District was able to stabilize its enrollment and finances. Open enrollment moved from a net negative of 28 students to a net positive of 145 students in FY15, 178 students in FY16 and 211 students in FY17. The implementation of full open enrollment resulted in a net gain of \$755,946 in FY15, \$828,352 in FY16 and \$927,394 in FY17. Open enrollment is expected to remain steady in FY17.

In FY17 general fund salary expenditures remained flat with only a \$54,152 increase following acceptance of new contracts with both the FEA teacher's union and classified OAPSE union. Contracts restored steps but froze the base for FY15, FY16 and FY17. In FY 17 benefit expenditures increased \$18,041 due to increases in medical premiums. Purchased service spending increased \$13,643 and purchased materials expenditures increased \$70,552. During FY16 the High School Assistant Principal and the Athletic Director were combined into one position for additional savings, but became separate positions again in FY17. Previous to FY17, the District made significant strides in cutting costs and creating additional savings. These cuts included elimination of multiple certified positions through attrition, as well as classified positions through reduction-in-force and attrition. Both the certified and classified unions agreed to wage-step freezes through FY 14 and then agreed to 0% wage increases through FY17, with step increases being restored. In addition, the Technology department has been outsourced for cost savings and performance improvement. Employee contributions to the Medical Benefit Plan increased to 12% in FY 14 and remains at 12% through FY17. No major staffing reductions occurred in FY 16 or FY 17, but staffing will continue to be reviewed for alignment with student headcount.

Another challenge facing the District is the continually growing costs of community school students leaving the District. As the State has diverted increased funding to community schools, the loss of revenue to the District has shown a dramatic loss of funds of \$395,550 in FY14, \$327,693 in FY15, \$357,000 in FY16 and \$260,634 in FY17. The State's new foundation formula resulted in increased amounts of District funds per pupil being diverted to Community Schools in FY14 and FY 15 and increased on a per pupil basis in FY16 and FY17. The District has implemented an e-school to improve services to at-risk students and as a District option to compete with community schools.

Since the District relies on the State for approximately 50% of the general operating revenues, one of the largest challenges facing the District is that of State funding. The State of Ohio was found by the Supreme Court in March of 1997 to be operating an unconstitutional educational system, one that was neither adequate nor equitable. Since 1997, the State has directed its tax revenue growth toward school districts with low property tax wealth. On December 11, 2002, the Ohio Supreme Court issued its latest opinion regarding the State's school funding plan. The decision reaffirmed earlier decisions that Ohio's current school funding plan is unconstitutional. At this time, the District is unable to determine what effect, if any, this decision will have on its future State funding and on its financial operations.

The State of Ohio ended the "Evidence Based Funding" model and its subsequent "Bridge Formula" funding for FY12 and FY13. Additional reductions in State funding begin in FY12 with the elimination of Taxable Personal Property reimbursements. The State's new funding formula effective for FY14 resulted in funding reductions due to reduced in-district student headcount and from increases in "carve-out" payments to additional new voucher programs and increased funding to community schools. Further, the new State funding formula puts the district at

**FIRELANDS LOCAL SCHOOL DISTRICT  
LORAIN COUNTY, OHIO**

**MANAGEMENT'S DISCUSSION AND ANALYSIS  
FOR THE FISCAL YEAR ENDED JUNE 30, 2017  
(UNAUDITED)**

risk ultimately losing more than \$2,400,000 per year starting in FY16, as the State has deemed those funds as “transitional.” Additionally, beginning in FY12 funding was periodically adjusted for headcount changes as measured during the fiscal year. Under the new formula the funding adjustments became a series of monthly ongoing adjustments adding complexity to the District’s financial planning. We estimated flat funding based on the FY15 State foundation estimates and the most recent State budget has frozen the state foundation payments to the District for FY16 and FY17 at FY15 levels.

In May 2007 the community voted down a \$24.6 million bond issue to build a new high school. With the many changes occurring with the Ohio Schools Facilities Commission the District’s State share has dropped to 18%. A building project is still a high priority with the Board of Education, and the Board placed a request for a 5.7 mill levy on the November 2016 ballot (including the required 0.5 mill PI maintenance levy). The project was to build a new joined Middle School and High School with a State funding share of 18%. That levy failed in November 2016, March 2017 and again in August 2017. The District is now at risk of once again having the state share of the project reduced and are now in the process of re-evaluating the project along with the needs and wants of the community.

The District’s system of budgeting and internal controls is well regarded, winning the Ohio Auditor of State Award for FY12, FY13 and FY15. All of the District’s financial abilities will be needed to meet the financial challenges of the future.

**Contacting the District’s Financial Management**

This financial report is designed to provide our citizens, taxpayers, and investors and creditors with a general overview of the District’s finances and to show the District’s accountability for the money it receives. If you have questions about this report or need additional financial information contact: Ms. Keri Angney, CPA, Treasurer, Firelands Local School District, 112 North Lake St. South Amherst, OH 44001-2824.

**FIRELANDS LOCAL SCHOOL DISTRICT  
LORAIN COUNTY, OHIO**

STATEMENT OF NET POSITION  
JUNE 30, 2017

	<b>Governmental Activities</b>
<b>Assets:</b>	
Equity in pooled cash and investments. . . . .	\$ 9,559,675
Receivables:	
Property taxes . . . . .	8,848,756
Accounts. . . . .	48,076
Accrued interest . . . . .	3,637
Intergovernmental . . . . .	139,481
Prepayments . . . . .	48,024
Inventory held for resale. . . . .	6,734
Capital assets:	
Nondepreciable capital assets . . . . .	851,565
Depreciable capital assets, net. . . . .	4,322,320
Capital assets, net. . . . .	5,173,885
Total assets. . . . .	23,828,268
 <b>Deferred outflows of resources:</b>	
Pension - STRS . . . . .	4,074,618
Pension - SERS . . . . .	1,472,432
Total deferred outflows of resources . . . . .	5,547,050
 <b>Liabilities:</b>	
Accounts payable. . . . .	64,284
Contracts payable. . . . .	25,384
Accrued wages and benefits payable . . . . .	1,563,683
Intergovernmental payable . . . . .	104,737
Pension and postemployment benefits payable. . . . .	325,820
Accrued interest payable . . . . .	2,431
Long-term liabilities:	
Due within one year. . . . .	261,885
Due in more than one year:	
Net pension liability (See Note 13) . . . . .	29,354,079
Other amounts due in more than one year . . . . .	1,361,355
Total liabilities . . . . .	33,063,658
 <b>Deferred inflows of resources:</b>	
Property taxes levied for the next fiscal year. . . . .	7,947,672
Pension - STRS. . . . .	421,510
Pension - SERS. . . . .	136,518
Total deferred inflows of resources . . . . .	8,505,700
 <b>Net position:</b>	
Net investment in capital assets . . . . .	4,404,064
Restricted for:	
State funded programs. . . . .	2,700
Federally funded programs . . . . .	52,966
Student activities . . . . .	2,225
Other purposes . . . . .	141,895
Unrestricted (deficit) . . . . .	(16,797,890)
Total net position. . . . .	\$ (12,194,040)

SEE ACCOMPANYING NOTES TO THE BASIC FINANCIAL STATEMENTS

**FIRELANDS LOCAL SCHOOL DISTRICT  
LORAIN COUNTY, OHIO**

STATEMENT OF ACTIVITIES  
FOR THE FISCAL YEAR ENDED JUNE 30, 2017

	Expenses	Program Revenues		Net (Expense) Revenue and Changes in Net Position Governmental Activities
		Charges for Services and Sales	Operating Grants and Contributions	
<b>Governmental activities:</b>				
Instruction:				
Regular . . . . .	\$ 8,092,305	\$ 2,249,351	\$ 50,973	\$ (5,791,981)
Special . . . . .	2,328,196	9,391	822,069	(1,496,736)
Vocational . . . . .	231,449	-	27,512	(203,937)
Other . . . . .	1,544,268	-	-	(1,544,268)
Support services:				
Pupil . . . . .	1,197,040	67,203	5,351	(1,124,486)
Instructional staff . . . . .	426,759	523	4,266	(421,970)
Board of education . . . . .	34,223	1,887	-	(32,336)
Administration . . . . .	1,706,995	-	67,230	(1,639,765)
Fiscal . . . . .	541,091	-	48,806	(492,285)
Operations and maintenance . . . . .	1,633,531	15,047	-	(1,618,484)
Pupil transportation . . . . .	1,126,212	10,307	46,838	(1,069,067)
Central . . . . .	218,766	13,854	5,400	(199,512)
Operation of non-instructional services:				
Other non-instructional services . . . . .	37,107	-	28,037	(9,070)
Food service operations . . . . .	642,865	297,093	324,895	(20,877)
Extracurricular activities . . . . .	681,182	160,235	-	(520,947)
Interest and fiscal charges . . . . .	48,716	-	-	(48,716)
<b>Total governmental activities . . . . .</b>	<b>\$ 20,490,705</b>	<b>\$ 2,824,891</b>	<b>\$ 1,431,377</b>	<b>(16,234,437)</b>

**General revenues:**

Property taxes levied for:	
General purposes . . . . .	7,547,192
Capital outlay . . . . .	349,761
Grants and entitlements not restricted to specific programs . . . . .	8,001,964
Investment earnings . . . . .	41,044
Decrease in fair value of investments	(29,559)
Miscellaneous . . . . .	40,039
<b>Total general revenues . . . . .</b>	<b>15,950,441</b>
Change in net position . . . . .	(283,996)
<b>Net position at beginning of year . . . . .</b>	<b>(11,910,044)</b>
<b>Net position at end of year . . . . .</b>	<b>\$ (12,194,040)</b>

SEE ACCOMPANYING NOTES TO THE BASIC FINANCIAL STATEMENTS



**FIRELANDS LOCAL SCHOOL DISTRICT  
LORAIN COUNTY, OHIO**

BALANCE SHEET  
GOVERNMENTAL FUNDS  
JUNE 30, 2017

	<u>General</u>	<u>Nonmajor Governmental Funds</u>	<u>Total Governmental Funds</u>
<b>Assets:</b>			
Equity in pooled cash and investments. . . . .	\$ 8,693,403	\$ 866,272	\$ 9,559,675
Receivables:			
Property taxes. . . . .	8,451,315	397,441	8,848,756
Accounts . . . . .	48,076	-	48,076
Accrued interest . . . . .	3,637	-	3,637
Intergovernmental. . . . .	75,941	63,540	139,481
Prepayments. . . . .	47,455	569	48,024
Inventory held for resale. . . . .	-	6,734	6,734
Due from other funds . . . . .	9,977	-	9,977
Total assets . . . . .	<u>\$ 17,329,804</u>	<u>\$ 1,334,556</u>	<u>\$ 18,664,360</u>
<b>Liabilities:</b>			
Accounts payable . . . . .	\$ 64,284	\$ -	\$ 64,284
Contracts payable. . . . .	-	25,384	25,384
Accrued wages and benefits payable . . . . .	1,500,335	63,348	1,563,683
Compensated absences payable . . . . .	10,895	-	10,895
Intergovernmental payable . . . . .	103,938	799	104,737
Pension and postemployment benefits payable. . . . .	305,780	20,040	325,820
Due to other funds . . . . .	-	9,977	9,977
Total liabilities. . . . .	<u>1,985,232</u>	<u>119,548</u>	<u>2,104,780</u>
<b>Deferred inflows of resources:</b>			
Property taxes levied for the next fiscal year. . . . .	7,591,849	355,823	7,947,672
Delinquent property tax revenue not available . . . . .	190,846	9,237	200,083
Intergovernmental revenue not available. . . . .	45,033	52,966	97,999
Accrued interest not available. . . . .	3,568	-	3,568
Total deferred inflows of resources . . . . .	<u>7,831,296</u>	<u>418,026</u>	<u>8,249,322</u>
<b>Fund balances:</b>			
Nonspendable:			
Prepays. . . . .	47,455	569	48,024
Restricted:			
Food service operations . . . . .	-	169,760	169,760
Other purposes. . . . .	-	2,700	2,700
Extracurricular. . . . .	-	2,225	2,225
Committed:			
Capital improvements . . . . .	-	580,592	580,592
Termination benefits. . . . .	51,477	-	51,477
Other purposes. . . . .	-	39,530	39,530
Latchkey program . . . . .	-	22,683	22,683
Assigned:			
Student and staff support. . . . .	90,451	-	90,451
Unassigned (deficit) . . . . .	7,323,893	(21,077)	7,302,816
Total fund balances . . . . .	<u>7,513,276</u>	<u>796,982</u>	<u>8,310,258</u>
Total liabilities, deferred inflows and fund balances . . . . .	<u>\$ 17,329,804</u>	<u>\$ 1,334,556</u>	<u>\$ 18,664,360</u>

SEE ACCOMPANYING NOTES TO THE BASIC FINANCIAL STATEMENTS

**FIRELANDS LOCAL SCHOOL DISTRICT  
LORAIN COUNTY, OHIO**

RECONCILIATION OF TOTAL GOVERNMENTAL FUND BALANCES TO  
NET POSITION OF GOVERNMENTAL ACTIVITIES  
JUNE 30, 2017

<b>Total governmental fund balances</b>		\$	8,310,258
<i>Amounts reported for governmental activities on the statement of net position are different because:</i>			
Capital assets used in governmental activities are not financial resources and therefore are not reported in the funds.			5,173,885
Other long-term assets are not available to pay for current-period expenditures and therefore are deferred inflows in the funds.			
Property taxes receivable	\$	200,083	
Accrued interest receivable		3,568	
Intergovernmental receivable		97,999	
Total			301,650
On the statement of net position interest is accrued on outstanding bonds, whereas in governmental funds, interest is reported when due.			(2,431)
Long-term liabilities, including bonds payable, are not due and payable in the current period and therefore are not reported in the funds.			
Energy conservation improvement bonds		(590,000)	
Capital lease obligations		(179,821)	
Compensated absences		(842,524)	
Total			(1,612,345)
The net pension liability is not due and payable in the current period; therefore, liability and related deferred inflows are not reported in governmental funds.			
Deferred outflows - pension		5,547,050	
Deferred inflows - pension		(558,028)	
Net pension liability		(29,354,079)	
Total			(24,365,057)
<b>Net position of governmental activities</b>		<b>\$</b>	<b>(12,194,040)</b>

SEE ACCOMPANYING NOTES TO THE BASIC FINANCIAL STATEMENTS

**FIRELANDS LOCAL SCHOOL DISTRICT  
LORAIN COUNTY, OHIO**

STATEMENT OF REVENUES, EXPENDITURES AND CHANGES IN FUND BALANCES  
GOVERNMENTAL FUNDS  
FOR THE FISCAL YEAR ENDED JUNE 30, 2017

	<u>General</u>	<u>Nonmajor Governmental Funds</u>	<u>Total Governmental Funds</u>
<b>Revenues:</b>			
From local sources:			
Property taxes . . . . .	\$ 7,671,171	\$ 355,588	\$ 8,026,759
Tuition . . . . .	2,169,298	-	2,169,298
Transportation fees . . . . .	10,307	-	10,307
Earnings on investments . . . . .	39,158	-	39,158
Charges for services . . . . .	-	297,093	297,093
Extracurricular . . . . .	159,436	80,048	239,484
Classroom materials and fees . . . . .	89,444	-	89,444
Rental income . . . . .	15,047	-	15,047
Contributions and donations . . . . .	3,805	700	4,505
Contract services . . . . .	4,218	-	4,218
Other local revenues . . . . .	35,643	79,113	114,756
Intergovernmental - state . . . . .	8,311,551	71,685	8,383,236
Intergovernmental - federal . . . . .	110,961	850,149	961,110
Decrease in fair value of investments . . . . .	(29,559)	-	(29,559)
<b>Total revenues . . . . .</b>	<u>18,590,480</u>	<u>1,734,376</u>	<u>20,324,856</u>
<b>Expenditures:</b>			
Current:			
Instruction:			
Regular . . . . .	7,126,881	36,409	7,163,290
Special . . . . .	2,128,386	403,959	2,532,345
Vocational . . . . .	238,674	-	238,674
Other . . . . .	1,535,792	-	1,535,792
Support services:			
Pupil . . . . .	1,102,337	8,578	1,110,915
Instructional staff . . . . .	446,365	3,719	450,084
Board of education . . . . .	33,238	-	33,238
Administration . . . . .	1,542,086	65,963	1,608,049
Fiscal . . . . .	493,825	29,573	523,398
Operations and maintenance . . . . .	1,165,798	-	1,165,798
Pupil transportation . . . . .	1,095,311	-	1,095,311
Central . . . . .	186,154	14,078	200,232
Operation of non-instructional services:			
Other operation of non-instructional . . . . .	-	35,028	35,028
Food service operations . . . . .	-	614,180	614,180
Extracurricular activities . . . . .	512,514	121,913	634,427
Facilities acquisition and construction . . . . .	-	572,864	572,864
Debt service:			
Principal retirement . . . . .	70,000	83,401	153,401
Interest and fiscal charges . . . . .	37,737	11,267	49,004
<b>Total expenditures . . . . .</b>	<u>17,715,098</u>	<u>2,000,932</u>	<u>19,716,030</u>
Excess (deficiency) of revenues over (under) expenditures . . . . .	<u>875,382</u>	<u>(266,556)</u>	<u>608,826</u>
<b>Other financing sources (uses):</b>			
Transfers in . . . . .	-	42,000	42,000
Transfers (out) . . . . .	(42,000)	-	(42,000)
<b>Total other financing sources (uses) . . . . .</b>	<u>(42,000)</u>	<u>42,000</u>	<u>-</u>
Net change in fund balances . . . . .	833,382	(224,556)	608,826
<b>Fund balances at beginning of year . . . . .</b>	6,679,894	1,016,083	7,695,977
<b>Decrease in reserve for inventory . . . . .</b>	-	5,455	5,455
<b>Fund balances at end of year . . . . .</b>	<u>\$ 7,513,276</u>	<u>\$ 796,982</u>	<u>\$ 8,310,258</u>

SEE ACCOMPANYING NOTES TO THE BASIC FINANCIAL STATEMENTS

**FIRELANDS LOCAL SCHOOL DISTRICT  
LORAIN COUNTY, OHIO**

RECONCILIATION OF THE STATEMENT OF REVENUES, EXPENDITURES  
AND CHANGES IN FUND BALANCES OF GOVERNMENTAL FUNDS  
TO THE STATEMENT OF ACTIVITIES  
FOR THE FISCAL YEAR ENDED JUNE 30, 2017

<b>Net change in fund balances - total governmental funds</b>	\$	608,826
<i>Amounts reported for governmental activities in the statement of activities are different because:</i>		
Governmental funds report capital outlays as expenditures. However, in the statement of activities, the cost of those assets is allocated over their estimated useful lives as depreciation expense.		
Capital asset additions	\$ 518,752	
Current year depreciation	(426,665)	
Total		92,087
Governmental funds report expenditures for inventory when purchased. However, in the statement of activities, they are reported as an expense when consumed.		
		5,455
Revenues in the statement of activities that do not provide current financial resources are not reported as revenues in the funds.		
Property taxes	(129,806)	
Earnings on investments	1,886	
Intergovernmental	9,773	
Total		(118,147)
Repayment of bond and capital lease principal is an expenditure in the governmental funds, but the repayment reduces long-term liabilities on the statement of net position.		
		153,401
Contractually required pension contributions are reported as expenditures in governmental funds; however, the statement of net position reports these amounts as deferred outflows.		
		1,445,876
Except for amounts reported as deferred inflows/outflows, changes in the net pension liability are reported as pension expense in the statement of activities.		
		(2,322,491)
In the statement of activities, interest is accrued on outstanding bonds, whereas in governmental funds, an interest expenditure is reported when due.		
		288
Some expenses reported in the statement of activities, such as compensated absences, do not require the use of current financial resources and therefore are not reported as expenditures in governmental funds.		
		(149,291)
<b>Change in net position of governmental activities</b>	<b>\$</b>	<b>(283,996)</b>

SEE ACCOMPANYING NOTES TO THE BASIC FINANCIAL STATEMENTS

**FIRELANDS LOCAL SCHOOL DISTRICT  
LORAIN COUNTY, OHIO**

STATEMENT OF REVENUES, EXPENDITURES AND CHANGES IN  
FUND BALANCE - BUDGET AND ACTUAL (NON-GAAP BUDGETARY BASIS)  
GENERAL FUND  
FOR THE FISCAL YEAR ENDED JUNE 30, 2017

	<u>Budgeted Amounts</u>		<u>Actual</u>	<u>Variance with Final Budget Positive (Negative)</u>
	<u>Original</u>	<u>Final</u>		
<b>Revenues:</b>				
From local sources:				
Property taxes . . . . .	\$ 8,155,000	\$ 8,155,000	\$ 8,308,688	\$ 153,688
Tuition . . . . .	1,810,000	1,810,000	2,303,887	493,887
Transportation fees . . . . .	6,500	6,500	12,054	5,554
Earnings on investments . . . . .	35,000	35,000	39,089	4,089
Extracurricular . . . . .	76,000	76,000	80,187	4,187
Classroom materials and fees . . . . .	43,450	43,450	51,868	8,418
Rental income . . . . .	10,000	10,000	15,047	5,047
Contributions and donations . . . . .	250	250	1,300	1,050
Other local revenues . . . . .	25,350	25,350	32,020	6,670
Intergovernmental - state . . . . .	8,298,530	8,298,530	8,327,257	28,727
Intergovernmental - federal . . . . .	15,000	15,000	83,781	68,781
<b>Total revenues . . . . .</b>	<b>18,475,080</b>	<b>18,475,080</b>	<b>19,255,178</b>	<b>780,098</b>
<b>Expenditures:</b>				
Current:				
Instruction:				
Regular . . . . .	7,323,077	7,322,679	7,048,038	274,641
Special . . . . .	2,095,242	2,095,242	2,078,595	16,647
Vocational . . . . .	279,241	279,241	243,192	36,049
Other . . . . .	1,643,154	1,643,154	1,541,934	101,220
Support services:				
Pupil . . . . .	1,093,778	1,093,778	1,026,082	67,696
Instructional staff . . . . .	530,237	530,637	462,040	68,597
Board of education . . . . .	43,800	43,800	27,613	16,187
Administration . . . . .	1,584,156	1,584,156	1,548,507	35,649
Fiscal . . . . .	473,693	473,693	494,499	(20,806)
Operations and maintenance . . . . .	1,253,823	1,253,823	1,217,167	36,656
Pupil transportation . . . . .	1,215,925	1,215,925	1,099,477	116,448
Central . . . . .	164,348	164,348	172,069	(7,721)
Other operation of non-instructional services . . . . .	1,430	1,430	-	1,430
Extracurricular activities . . . . .	506,119	506,119	503,860	2,259
Debt service:				
Principal . . . . .	70,000	70,000	70,000	-
Interest and fiscal charges . . . . .	4,500	4,500	3,904	596
<b>Total expenditures . . . . .</b>	<b>18,282,523</b>	<b>18,282,525</b>	<b>17,536,977</b>	<b>745,548</b>
Excess of revenues over expenditures . . . . .	192,557	192,555	1,718,201	1,525,646
<b>Other financing sources (uses):</b>				
Transfers (out) . . . . .	(25,000)	(25,000)	(47,000)	(22,000)
Sale of capital assets . . . . .	-	-	20	20
<b>Total other financing sources (uses) . . . . .</b>	<b>(25,000)</b>	<b>(25,000)</b>	<b>(46,980)</b>	<b>(21,980)</b>
Net change in fund balance . . . . .	167,557	167,555	1,671,221	1,503,666
<b>Fund balance at beginning of year . . . . .</b>	<b>6,673,105</b>	<b>6,673,105</b>	<b>6,673,105</b>	<b>-</b>
<b>Prior year encumbrances appropriated . . . . .</b>	<b>157,002</b>	<b>157,002</b>	<b>157,002</b>	<b>-</b>
<b>Fund balance at end of year . . . . .</b>	<b>\$ 6,997,664</b>	<b>\$ 6,997,662</b>	<b>\$ 8,501,328</b>	<b>\$ 1,503,666</b>

SEE ACCOMPANYING NOTES TO THE BASIC FINANCIAL STATEMENTS

**FIRELANDS LOCAL SCHOOL DISTRICT  
LORAIN COUNTY, OHIO**

STATEMENT OF FIDUCIARY ASSETS AND LIABILITIES  
FIDUCIARY FUNDS  
JUNE 30, 2017

	<u>Agency</u>
<b>Assets:</b>	
Equity in pooled cash and investments . . . . .	\$ 43,721
Total assets. . . . .	<u>\$ 43,721</u>
<b>Liabilities:</b>	
Due to students. . . . .	\$ 43,721
Total liabilities . . . . .	<u>\$ 43,721</u>

SEE ACCOMPANYING NOTES TO THE BASIC FINANCIAL STATEMENTS

**FIRELANDS LOCAL SCHOOL DISTRICT  
LORAIN COUNTY, OHIO**

NOTES TO THE BASIC FINANCIAL STATEMENTS  
FOR THE FISCAL YEAR ENDED JUNE 30, 2017

**NOTE 1 - DESCRIPTION OF THE SCHOOL DISTRICT**

The Firelands Local School District, Lorain County, Ohio (the "District") is a body politic and corporate established for the purpose of exercising the rights and privileges conveyed to it by the Constitution and laws of the State of Ohio. The District operates under an elected Board of Education, consisting of five members and is responsible for the provision of public education to residents of the District.

The District is staffed by 109 non-certified and 121 certified personnel that provide services to approximately 1,518 students and other community members.

**NOTE 2 - SUMMARY OF SIGNIFICANT ACCOUNTING POLICIES**

The basic financial statements (BFS) of the District have been prepared in conformity with accounting principles generally accepted in the United States of America (GAAP) as applied to governmental units. The Governmental Accounting Standards Board (GASB) is the accepted standard-setting body for establishing governmental accounting and financial reporting principles. The District's significant accounting policies are described below.

**A. Reporting Entity**

The reporting entity has been defined in accordance with GASB Statement No. 14, "The Financial Reporting Entity" as amended by GASB Statement No. 39, "Determining Whether Certain Organizations Are Component Units" and GASB Statement No. 61, "The Financial Reporting Entity: Omnibus an Amendment of GASB Statements No. 14 and No. 34". The reporting entity is composed of the primary government and component units. The primary government consists of all funds, departments, boards and agencies that are not legally separate from the District. For the District, this includes general operations, food service, and student related activities of the District.

Component units are legally separate organizations for which the District is financially accountable. The District is financially accountable for an organization if the District appoints a voting majority of the organization's Governing Board and (1) the District is able to significantly influence the programs or services performed or provided by the organization; or (2) the District is legally entitled to or can otherwise access the organization's resources; or (3) the District is legally obligated or has otherwise assumed the responsibility to finance the deficits of, or provide financial support to, the organization; or (4) the District is obligated for the debt of the organization. Component units may also include organizations that are fiscally dependent on the District in that the District approves the budget, the issuance of debt or the levying of taxes. Certain organizations are also included as component units if the nature and significance of the relationship between the primary government and the organization is such that exclusion by the primary government would render the primary government's financial statements incomplete or misleading. Based upon the application of these criteria, the District has no component units. The basic financial statements of the reporting entity include only those of the District (the primary government).

The following organizations are described due to their relationship to the District:

*JOINTLY GOVERNED ORGANIZATIONS*

Lorain County Joint Vocational School District (JVS)

The Lorain County Joint Vocational School District (JVS) is a distinct subdivision of the State of Ohio operated under the direction of a Board, consisting of one representative from each participating school district's elected Board, which possesses its own budgeting and taxing authority. Accordingly, the JVS is not part of the District and its operations are not included as part of the reporting entity. Financial information can be obtained by contacting the Treasurer at the Lorain County Joint Vocational School District, 15181 State Route 58, Oberlin, Ohio, 44074.

**FIRELANDS LOCAL SCHOOL DISTRICT  
LORAIN COUNTY, OHIO**

NOTES TO THE BASIC FINANCIAL STATEMENTS  
FOR THE FISCAL YEAR ENDED JUNE 30, 2017

**NOTE 2 - SUMMARY OF SIGNIFICANT ACCOUNTING POLICIES - (Continued)**

Metropolitan Educational Technology Association (META) Solutions

The District is a participant in META Solutions which is a computer consortium that resulted from the mergers between Tri-Rivers Educational Computer Association (TRECA), Metropolitan Educational Council (MEC), Metropolitan Dayton Educational Cooperative Association (MDECA), Southeastern Ohio Valley Voluntary Education Cooperative (SEOVEC), and South Central Ohio Computer Association (SCOCA). META Solutions develops, implements and supports the technology and instructional needs of schools in a cost-effective manner. META Solutions provides instructional, core, technology and purchasing services for its member districts. The Board of Directors consists of the Superintendents from eleven of the member districts. During fiscal year 2017, the District paid META Solutions \$41,934 for services. Financial information can be obtained from Dave Varda, who serves as Chief Financial Officer, 100 Executive Drive, Marion, Ohio 43302.

Lake Erie Regional Council (LERC)

The Lake Erie Regional Council (LERC) is a jointly governed organization comprised of fourteen school districts. The jointly governed organization was formed for the purpose of promoting cooperative agreements and activities among its members in dealing with problems of mutual concern such as media center, gas consumption, driver education, food service, and insurance. Each member provides operating resources to the LERC on a per-pupil or actual usage charge. The LERC Assembly consists of a Superintendent or designated representative from each participating school district and the fiscal agent. The LERC is governed by a Board of Directors chosen from the general membership. The degree of control exercised by any participating school district is limited to its representation on the Board of Directors. Financial information can be obtained by contacting the Treasurer at the Educational Service Center of Lorain County, who serves as fiscal agent, at 1885 Lake Avenue, Elyria, Ohio, 44035.

*PUBLIC ENTITY RISK POOL*

Workers' Compensation Group Rating Program

The District participates in a Workers' Compensation Group Rating Program (GRP) administered by Sheakley Uniservice, Inc. The intent of the GRP is to achieve the benefit of a reduced premium for the District by virtue of its grouping and representation with other participants in the GRP. The District pays a fee to the GRP to cover the costs of administering the program.

**B. Fund Accounting**

The District uses funds to report its financial position and the results of its operations. A fund is a separate accounting entity with a self-balancing set of accounts. Fund accounting is designed to demonstrate legal compliance and to aid financial management by segregating transactions related to certain District activities or functions. Funds are classified into three categories: governmental, proprietary and fiduciary. Each category is divided into separate fund types. The District has no proprietary funds.

*GOVERNMENTAL FUNDS*

Governmental funds are those through which most governmental functions typically are financed. Governmental fund reporting focuses on the sources, uses and balances of current financial resources. Expendable assets are assigned to the various governmental funds according to the purposes for which they may or must be used. Current liabilities are assigned to the fund from which they will be paid. The difference between governmental fund assets plus deferred outflows of resources and liabilities plus deferred inflows of resources is reported as fund balance.



**FIRELANDS LOCAL SCHOOL DISTRICT  
LORAIN COUNTY, OHIO**

NOTES TO THE BASIC FINANCIAL STATEMENTS  
FOR THE FISCAL YEAR ENDED JUNE 30, 2017

**NOTE 2 - SUMMARY OF SIGNIFICANT ACCOUNTING POLICIES - (Continued)**

The following is the District's major governmental fund:

*General fund* -The general fund is used to account for and report all financial resources not accounted for and reported in another fund. The general fund balance is available for any purpose provided it is expended or transferred according to the general laws of Ohio.

Other governmental funds of the District are used to account for (a) financial resources that are restricted, committed, or assigned to expenditures for capital outlays including the acquisition or construction of capital facilities and other capital assets and (b) specific revenue sources that are restricted or committed to an expenditure for specified purposes other than debt service or capital projects.

*FIDUCIARY FUNDS*

Fiduciary fund reporting focuses on net position and changes in net position. The fiduciary fund category is split into four classifications: private-purpose trust funds, agency funds, pension trust funds and investment trust funds. Trust funds are used to account for assets held by the District under a trust agreement for individuals, private organizations, or other governments and are therefore not available to support the District's own programs. The District has no trust funds. Agency funds are custodial in nature (assets equal liabilities) and do not involve measurement of results of operations. The District's agency funds account for Ohio High School Athletic Association (OHSAA) events and student activities.

**C. Basis of Presentation and Measurement Focus**

*Government-wide Financial Statements* - The statement of net position and the statement of activities display information about the District as a whole. These statements include the financial activities of the primary government, except for fiduciary funds.

The government-wide statement of activities presents a comparison between direct expenses and program revenues for each function or program of the District's governmental activities. Direct expenses are those that are specifically associated with a service, program or department and are therefore clearly identifiable to a particular function. Program revenues include charges paid by the recipient of the goods or services offered by the program and grants and contributions that are restricted to meeting the operational or capital requirements of a particular program. Revenues which are not classified as program revenues are presented as general revenues of the District. The comparison of direct expenses with program revenues identifies the extent to which each governmental function is self-financing or draws from the general revenues of the District.

The government-wide financial statements are prepared using the economic resources measurement focus. All assets, deferred outflows of resources, liabilities, and deferred inflows of resources associated with the operation of the District are included on the statement of net position.

*Fund Financial Statements* - Fund financial statements report detailed information about the District. The focus of governmental financial statements is on major funds rather than reporting funds by type. Each major fund is presented in a separate column. Nonmajor funds are aggregated and presented in a single column. Fiduciary funds are reported by fund type.

**FIRELANDS LOCAL SCHOOL DISTRICT  
LORAIN COUNTY, OHIO**

NOTES TO THE BASIC FINANCIAL STATEMENTS  
FOR THE FISCAL YEAR ENDED JUNE 30, 2017

**NOTE 2 - SUMMARY OF SIGNIFICANT ACCOUNTING POLICIES - (Continued)**

All governmental funds are accounted for using a flow of current financial resources measurement focus. With this measurement focus, only current assets and deferred outflows of resources and current liabilities and deferred inflows of resources generally are included on the balance sheet. The statement of revenues, expenditures and changes in fund balances reports on the sources (i.e., revenues and other financing sources) and uses (i.e., expenditures and other financing uses) of current financial resources. This approach differs from the manner in which the governmental activities of the government-wide financial statements are prepared. Governmental fund financial statements therefore include a reconciliation with brief explanations to better identify the relationship between the government-wide statements and the statements for governmental funds.

Agency funds do not report a measurement focus as they do not report operations.

**D. Basis of Accounting**

Basis of accounting determines when transactions are recorded in the financial records and reported on the financial statements. Government-wide financial statements are prepared using the accrual basis of accounting. Governmental funds use the modified accrual basis of accounting on the fund financial statements. Fiduciary funds also use the accrual basis of accounting. Differences in the accrual and modified accrual basis of accounting arise in the recognition of revenue, the recording of deferred inflows of resources and deferred outflows of resources, and in the presentation of expenses versus expenditures.

Revenues - Exchange and Nonexchange Transactions - Revenue resulting from exchange transactions, in which each party gives and receives essentially equal value, is recorded on the accrual basis when the exchange takes place. On a modified accrual basis, revenue is recorded in the fiscal year in which the resources are measurable and become available. Available means that the resources will be collected within the current fiscal year or are expected to be collected soon enough thereafter to be used to pay liabilities of the current fiscal year. For the District, available means expected to be received within sixty days of fiscal year end.

Nonexchange transactions, in which the District receives value without directly giving equal value in return, include property taxes, grants, entitlements and donations. On an accrual basis, revenue from property taxes is recognized in the fiscal year for which the taxes are levied (See Note 6). Revenue from grants, entitlements and donations is recognized in the fiscal year in which all eligibility requirements have been satisfied.

Eligibility requirements include timing requirements, which specify the year when the resources are required to be used or the year when use is first permitted, matching requirements, in which the District must provide local resources to be used for a specified purpose, and expenditure requirements, in which the resources are provided to the District on a reimbursement basis. On a modified accrual basis, revenue from nonexchange transactions must also be available before it can be recognized.

Under the modified accrual basis, the following revenue sources are considered to be both measurable and available at fiscal year end: property taxes available as an advance, interest, tuition, grants, student fees and rentals.

Deferred Outflows of Resources and Deferred Inflows of Resources - In addition to assets, the government-wide statement of net position will report a separate section for deferred outflows of resources. Deferred outflows of resources, represents a consumption of net position that applies to a future period and will not be recognized as an outflow of resources (expense/expenditure) until then. For the District, See Note 13 for deferred outflows of resources related the District's net pension liability.

**FIRELANDS LOCAL SCHOOL DISTRICT  
LORAIN COUNTY, OHIO**

NOTES TO THE BASIC FINANCIAL STATEMENTS  
FOR THE FISCAL YEAR ENDED JUNE 30, 2017

**NOTE 2 - SUMMARY OF SIGNIFICANT ACCOUNTING POLICIES - (Continued)**

In addition to liabilities, both the government-wide statement of net position and the governmental fund financial statements report a separate section for deferred inflows of resources. Deferred inflows of resources represent an acquisition of net position that applies to a future period and will not be recognized as an inflow of resources (revenue) until that time. For the District, deferred inflows of resources include property taxes and unavailable revenue. Property taxes represent amounts for which there is an enforceable legal claim as of June 30, 2017, but which were levied to finance fiscal year 2018 operations. These amounts have been recorded as a deferred inflow of resources on both the government-wide statement of net position and the governmental fund financial statements. Unavailable revenue is reported only on the governmental funds balance sheet, and represents receivables which will not be collected within the available period. For the District unavailable revenue includes, but is not limited to, delinquent property taxes and intergovernmental grants. These amounts are deferred and recognized as an inflow of resources in the period the amounts become available.

For the District, See Note 13 for deferred inflows of resources related to the District's net pension liability. This deferred inflow of resources is only reported on the government-wide statement of net position.

*Expenses/Expenditures* - On the accrual basis of accounting, expenses are recognized at the time they are incurred. The entitlement value of donated commodities received during the year is reported in the operating statement as an expense with a like amount reported as intergovernmental revenue.

The measurement focus of governmental fund accounting is on decreases in net financial resources (expenditures) rather than expenses. Expenditures are generally recognized in the accounting period in which the related fund liability is incurred, if measurable. Allocations of cost, such as depreciation and amortization, are not recognized in governmental funds.

**E. Budgets**

The budgetary process is prescribed by provisions of the Ohio Revised Code and entails the preparation of budgetary documents within an established timetable. The major documents prepared are the tax budget, the certificate of estimated resources, and the appropriations resolution, all of which are prepared on the budgetary basis of accounting. The certificate of estimated resources and the appropriations resolution are subject to amendment throughout the year with the legal restriction that appropriations cannot exceed estimated resources, as certified. All funds, other than agency funds, are legally required to be budgeted and appropriated. The primary level of budgetary control is at the fund level for all funds. Any budgetary modifications at these levels may only be made by resolution of the Board of Education.

Tax Budget:

Prior to January 15, the Superintendent and Treasurer submit to the Board of Education a proposed operating budget for the fiscal year commencing the following July 1. The budget includes proposed expenditures and the means of financing for all funds. Public hearings are publicized and conducted to obtain taxpayers' comments. The purpose of this budget document is to reflect the need for existing (or increased) tax rates. By no later than January 20, the Board-adopted budget is filed with the Lorain County Budget Commission for rate determination.

**FIRELANDS LOCAL SCHOOL DISTRICT  
LORAIN COUNTY, OHIO**

NOTES TO THE BASIC FINANCIAL STATEMENTS  
FOR THE FISCAL YEAR ENDED JUNE 30, 2017

**NOTE 2 - SUMMARY OF SIGNIFICANT ACCOUNTING POLICIES - (Continued)**

Estimated Resources:

By April 1, the Board of Education accepts, by formal resolution, the tax rates as determined by the Budget Commission and receives the Commission's certificate of estimated resources, which states the projected revenue of each fund. Prior to July 1, the District must revise its budget so that total contemplated expenditures from any fund during the ensuing year will not exceed the amount stated in the certificate of estimated resources. The revised budget then serves as the basis for the appropriation measure. On or about July 1, the certificate is amended to include any unencumbered cash balances from the preceding year. The certificate may be further amended during the year if projected increases or decreases in revenue are identified by the District Treasurer. The amounts reported in the budgetary statement reflect the amounts in the original and final amended certificates of estimated resources issued during the fiscal year.

Appropriations:

Upon receipt from the County Auditor of an amended certificate of estimated resources based on final assessed values and tax rates or a certificate saying no new certificate is necessary, the annual appropriations resolution is enacted by the Board of Education. Prior to the passage of the annual appropriation measure, the Board may pass a temporary appropriation measure to meet the ordinary expenditures of the District. The appropriations resolution must be within the estimated resources as certified by the County Budget Commission and the total of expenditures may not exceed the appropriation totals at any level of control. Any revisions that alter the fund level must be approved by the Board of Education.

The appropriations resolution is subject to amendment by the Board throughout the year with the restriction that appropriations may not exceed estimated resources. The amounts reported as the original budget amounts reflect the first appropriations for that fund that covered the entire fiscal year, including amounts automatically carried over from prior year. The amounts reported as the original and final budgeted amounts represent the original and final appropriation amounts passed by the Board of Education during the year.

**F. Cash and Investments**

To improve cash management, cash received by the District is pooled. Monies for all funds are maintained in this pool. Individual fund integrity is maintained through the District's records. Each fund's interest in the pool is presented as "equity in pooled cash and investments" on the basic financial statements.

During fiscal year 2017, investments were limited to negotiable certificates of deposit, Federal Home Loan Bank (FHLB) securities and investments in the State Treasury Asset Reserve of Ohio (STAR Ohio). Except for nonparticipating investment contracts, investments are reported at fair value, which is based on quoted market prices.

During fiscal year 2017, the District invested in STAR Ohio. STAR Ohio (the State Treasury Asset Reserve of Ohio), is an investment pool managed by the State Treasurer's Office which allows governments within the State to pool their funds for investment purposes. STAR Ohio is not registered with the SEC as an investment company, but has adopted Governmental Accounting Standards Board (GASB), Statement No. 79, "Certain External Investment Pools and Pool Participants." The District measures its investment in STAR Ohio at the net asset value (NAV) per share provided by STAR Ohio. The NAV per share is calculated on an amortized cost basis that provides an NAV per share that approximates fair value.

**FIRELANDS LOCAL SCHOOL DISTRICT  
LORAIN COUNTY, OHIO**

NOTES TO THE BASIC FINANCIAL STATEMENTS  
FOR THE FISCAL YEAR ENDED JUNE 30, 2017

**NOTE 2 - SUMMARY OF SIGNIFICANT ACCOUNTING POLICIES - (Continued)**

For fiscal year 2017, there were no limitations or restrictions on any participant withdrawals due to redemption notice periods, liquidity fees, or redemption gates. However, notice must be given 24 hours in advance of all deposits and withdrawals exceeding \$25 million. STAR Ohio reserves the right to limit the transaction to \$50 million, requiring the excess amount to be transacted the following business day(s), but only to the \$50 million limit. All accounts of the participant will be combined for these purposes.

Under existing Ohio statute, interest earnings are assigned to the general fund unless the Board of Education has, by resolution, specified funds to receive an allocation of interest earnings. Interest revenue credited to the general fund during fiscal year 2017 amounted to \$39,158, which includes \$5,108 assigned from other District funds.

For presentation on the basic financial statements, investments of the cash management pool and investments with original maturities of three months or less at the time they are purchased by the District are considered to be cash equivalents. Investments with an initial maturity of more than three months are reported as investments.

An analysis of the District's investment account at fiscal year-end is provided in Note 4.

**G. Prepayments**

Certain payments to vendors reflect the costs applicable to future accounting periods and are recorded as prepayments in both government-wide and fund financial statements. These items are reported as assets on the statement of net position/balance sheet using the consumption method. A current asset for the prepaid amounts is recorded at the time of the purchase and the expense/expenditure is reported in the year in which services are consumed. At fiscal year end, because prepayments are not available to finance future governmental fund expenditures, the fund balance is considered nonspendable in an amount equal to the carrying value of the asset on the fund financial statements.

**H. Inventory**

On government-wide and fund financial statements, purchased inventories are presented at the lower of cost or market and donated commodities are presented at their entitlement value. Inventories are recorded on a first-in, first-out basis and are expensed/expended when used. Inventories are accounted for using the purchase method on the fund financial statements and using the consumption method on the government-wide statements.

On the fund financial statements, reported materials and supplies inventory is equally offset by nonspendable fund balance in the governmental funds, which indicates that it does not constitute available spendable resources even though it is a component of net current assets.

Inventory consists of expendable supplies held for consumption, donated food and purchased food.

**I. Capital Assets**

General capital assets result from expenditures in the governmental funds. These assets are reported in the governmental activities column of the government-wide statement of net position, but are not reported in the fund financial statements.

**FIRELANDS LOCAL SCHOOL DISTRICT  
LORAIN COUNTY, OHIO**

NOTES TO THE BASIC FINANCIAL STATEMENTS  
FOR THE FISCAL YEAR ENDED JUNE 30, 2017

**NOTE 2 - SUMMARY OF SIGNIFICANT ACCOUNTING POLICIES - (Continued)**

All capital assets are capitalized at cost (or estimated historical cost) and updated for additions and deductions during the year. Donated capital assets are recorded at their acquisition values as of the date received. The District maintains a capitalization threshold of \$5,000. The District does not possess any infrastructure. Improvements are capitalized; the costs of normal maintenance and repairs that do not add to the value of the asset or materially extend an asset's life are not.

All reported capital assets except land are depreciated. Improvements are depreciated over the remaining useful lives of the related capital assets. Depreciation is computed using the straight-line method over the following useful lives:

Description	Governmental Activities <u>Estimated Lives</u>
Land improvements	10 years
Buildings and improvements	10 - 50 years
Furniture and equipment	5 - 10 years
Vehicles	10 years

**J. Compensated Absences**

Compensated absences of the District consist of vacation leave and sick leave to the extent that payments to the employee for these absences are attributable to services already rendered and are not contingent on a specific event that is outside the control of the District and the employee.

In accordance with the provisions of GASB Statement No. 16, "Accounting for Compensated Absences", a liability for vacation leave is accrued if a) the employees' rights to payment are attributable to services already rendered; and b) it is probable that the employer will compensate the employees for the benefits through paid time off or other means, such as cash payment at termination or retirement. An accrual for earned sick leave is made to the extent that it is probable that the benefits will result in termination (severance) payments. A liability for sick leave is accrued using the vesting method; i.e., the liability is based on the sick leave accumulated at the balance sheet date by those employees who are currently eligible to receive termination (severance) payments, as well as those employees expected to become eligible in the future. For purposes of establishing a liability for sick leave on employees expected to become eligible to retire in the future, all employees age fifty or greater with at least ten years of service and all employees with at least twenty years of service regardless of their age and with at least three years of service with the District were considered expected to become eligible to retire in accordance with GASB Statement No. 16.

The total liability for vacation leave and sick leave payments has been calculated using pay rates in effect at June 30, 2017 and reduced to the maximum payment allowed by labor contract and/or statute, plus any additional salary related payments.

The entire compensated absences liability is reported on the government-wide financial statements.

For governmental fund financial statements, the current portion of unpaid compensated absences is the amount expected to be paid using expendable available resources. These amounts are recorded in the account "compensated absences payable". The noncurrent portion of the liability is not reported.

**FIRELANDS LOCAL SCHOOL DISTRICT  
LORAIN COUNTY, OHIO**

NOTES TO THE BASIC FINANCIAL STATEMENTS  
FOR THE FISCAL YEAR ENDED JUNE 30, 2017

**NOTE 2 - SUMMARY OF SIGNIFICANT ACCOUNTING POLICIES - (Continued)**

**K. Accrued Liabilities and Long-Term Obligations**

All payables, accrued liabilities, and long-term obligations are reported in the government-wide financial statements.

In general, governmental fund payables and accrued liabilities that, once incurred, are paid in a timely manner and in full from current financial resources are reported as obligations of the funds. However, compensated absences are reported as a liability in the fund financial statements only to the extent that they are due for payment during the current year. Bonds payable and capital lease obligations are recognized as a liability in the fund financial statements when due.

**L. Fund Balance**

Fund balance is divided into five classifications based primarily on the extent to which the District is bound to observe constraints imposed upon the use of the resources in the governmental funds. The classifications are as follows:

*Nonspendable* - The nonspendable fund balance classification includes amounts that cannot be spent because they are not in spendable form or legally required to be maintained intact. The “not in spendable form” criterion includes items that are not expected to be converted to cash.

*Restricted* - Fund balance is reported as restricted when constraints are placed on the use of resources that are either externally imposed by creditors (such as through debt covenants), grantors, contributors, or laws or regulations of other governments, or imposed by law through constitutional provisions or enabling legislation.

*Committed* - The committed fund balance classification includes amounts that can be used only for the specific purposes imposed by a formal action (resolution) of the District Board of Education (the highest level of decision making authority). Those committed amounts cannot be used for any other purpose unless the District Board of Education removes or changes the specified use by taking the same type of action (resolution) it employed to previously commit those amounts. Committed fund balance also incorporates contractual obligations to the extent that existing resources in the fund have been specifically committed for use in satisfying those contractual requirements.

*Assigned* - Amounts in the assigned fund balance classification are intended to be used by the District for specific purposes, but do not meet the criteria to be classified as restricted nor committed. In governmental funds other than the general fund, assigned fund balance represents the remaining amount that is not restricted or committed. In the general fund, assigned amounts represent intended uses established by policies of the District Board of Education, which includes giving the Treasurer the authority to constrain monies for intended purposes.

*Unassigned* - Unassigned fund balance is the residual classification for the general fund and includes all spendable amounts not contained in the other classifications. In other governmental funds, the unassigned classification is only used to report a deficit fund balance resulting from overspending for specific purposes for which amounts had been restricted, committed, or assigned.

The District applies restricted resources first when expenditures are incurred for purposes for which restricted and unrestricted (committed, assigned, and unassigned) fund balance is available. Similarly, within unrestricted fund balance, committed amounts are reduced first followed by assigned, and then unassigned amounts when expenditures are incurred for purposes for which amounts in any of the unrestricted fund balance classifications could be used.

**FIRELANDS LOCAL SCHOOL DISTRICT  
LORAIN COUNTY, OHIO**

NOTES TO THE BASIC FINANCIAL STATEMENTS  
FOR THE FISCAL YEAR ENDED JUNE 30, 2017

**NOTE 2 - SUMMARY OF SIGNIFICANT ACCOUNTING POLICIES - (Continued)**

**M. Net Position**

Net position represents the difference between assets plus deferred outflows of resources and liabilities plus deferred inflows of resources. The net position component “net investment in capital assets,” consists of capital assets, net of accumulated depreciation, reduced by the outstanding balances of any borrowing or liabilities used for the acquisition, construction or improvement of those assets. Deferred outflows of resources and deferred inflows of resources that are attributable to the acquisition, construction or improvement of those assets or related debt also should be included in this component of net position. Net position is reported as restricted when there are limitations imposed on its use either through the enabling legislation adopted by the District or through external restrictions imposed by creditors, grantors or laws or regulations of other governments. The amount restricted for other purposes represents amounts restricted for food service operations.

The District applies restricted resources first when an expense is incurred for purposes for which both restricted and unrestricted net position is available.

**N. Estimates**

The preparation of the basic financial statements in conformity with GAAP requires management to make estimates and assumptions that affect the amounts reported in the basic financial statements and accompanying notes. Actual results may differ from those estimates.

**O. Restricted Assets**

Assets are reported as restricted assets when limitations on their use change the normal understanding of the availability of the asset. Such constraints are either imposed by creditors, contributors, grantors, or laws of other governments or imposed by enabling legislation. The District has no restricted assets as of June 30, 2017.

**P. Interfund Activity**

Exchange transactions between funds are reported as revenues in the seller funds and as expenses/expenditures in the purchaser funds. Flows of cash or goods from one fund to another without a requirement for repayment are reported as interfund transfers. Interfund transfers are reported as other financing sources/uses in governmental funds. Repayments from funds responsible for particular expenses/expenditures to the funds that initially paid for them are not presented on the financial statements.

**Q. Interfund Balances**

On the fund financial statements, receivables and payables resulting from short-term interfund loans are classified as “due to/from other funds”. These amounts are eliminated in the governmental activities column of the statement of net position.

**R. Pensions**

For purposes of measuring the net pension liability, deferred outflows of resources and deferred inflows of resources related to pensions, and pension expense, information about the fiduciary net position of the pension plans and additions to/deductions from their fiduciary net position have been determined on the same basis as they are reported by the pension systems. For this purpose, benefit payments (including refunds of employee contributions) are recognized when due and payable in accordance with the benefit terms. The pension systems report investments at fair value.



**FIRELANDS LOCAL SCHOOL DISTRICT  
LORAIN COUNTY, OHIO**

NOTES TO THE BASIC FINANCIAL STATEMENTS  
FOR THE FISCAL YEAR ENDED JUNE 30, 2017

**NOTE 2 - SUMMARY OF SIGNIFICANT ACCOUNTING POLICIES - (Continued)**

**S. Extraordinary and Special Items**

Extraordinary items are transactions or events that are both unusual in nature and infrequent in occurrence. Special items are transactions or events that are within the control of the Board of Education and that are either unusual in nature or infrequent in occurrence. Neither type of transaction occurred during fiscal year 2017.

**T. Fair Value**

The District categorizes its fair value measurements within the fair value hierarchy established by generally accepted accounting principles. The hierarchy is based on the valuation inputs used to measure the fair value of the asset. Level 1 inputs are quoted prices in active markets for identical assets; Level 2 inputs are significant other observable inputs; Level 3 inputs are significant unobservable inputs.

**NOTE 3 - ACCOUNTABILITY AND COMPLIANCE**

**A. Change in Accounting Principles**

For fiscal year 2017, the District has implemented GASB Statement No. 77, "*Tax Abatement Disclosures*", GASB Statement No. 78, "*Pensions Provided Through Certain Multiple-Employer Defined Benefit Pension Plans*", GASB Statement No. 80, "*Blending Requirements for Certain Component Units - An Amendment of GASB Statement No. 14*" and GASB Statement No. 82, "*Pension Issues - An Amendment of GASB Statements No. 67, No. 68 and No. 73*".

GASB Statement No. 77 requires governments that enter into tax abatement agreements to disclose certain information about the agreement. GASB Statement No. 77 also requires disclosures related to tax abatement agreements that have been entered into by other governments that reduce the reporting government's tax revenues. The implementation of GASB Statement No. 77 did not have an effect on the financial statements of the District.

GASB Statement No. 78 establishes accounting and financial reporting standards for defined benefit pensions provided to the employees of state or local governmental employers through a cost-sharing multiple-employer defined benefit pension plan (cost-sharing pension plan) that meets the criteria in paragraph 4 of Statement 68 and that (a) is not a state or local governmental pension plan, (b) is used to provide defined benefit pensions both to employees of state or local governmental employers and to employees of employers that are not state or local governmental employers, and (c) has no predominant state or local governmental employer (either individually or collectively with other state or local governmental employers that provide pensions through the pension plan). The implementation of GASB Statement No. 78 did not have an effect on the financial statements of the District.

GASB Statement No. 80 improves the financial reporting by clarifying the financial statement presentation requirements for certain component units. This Statement applies to component units that are organized as not-for-profit corporations in which the primary government is the sole corporate member. The implementation of GASB Statement No. 80 did not have an effect on the financial statements of the District.

**FIRELANDS LOCAL SCHOOL DISTRICT  
LORAIN COUNTY, OHIO**

NOTES TO THE BASIC FINANCIAL STATEMENTS  
FOR THE FISCAL YEAR ENDED JUNE 30, 2017

**NOTE 3 - ACCOUNTABILITY AND COMPLIANCE - (Continued)**

GASB Statement No. 82 addresses issues regarding (1) the presentation of payroll-related measures in required supplementary information, (2) the selection of assumptions and the treatment of deviations from the guidance in an Actuarial Standard of Practice for financial reporting purposes, and (3) the classification of payments made by employers to satisfy employee (plan member) contribution requirements. The implementation of GASB Statement No. 82 did not have an effect on the financial statements of the District.

**B. Deficit Fund Balances**

Fund balances at June 30, 2017 included the following individual fund deficits:

<u>Nonmajor funds</u>	<u>Deficit</u>
Vocational education	\$ 410
Title I	20,667

The general fund is liable for any deficit in these funds and provides transfers when cash is required, not when accruals occur. The deficit fund balances resulted from adjustments for accrued liabilities.

**NOTE 4 - DEPOSITS AND INVESTMENTS**

State statutes classify monies held by the District into three categories.

Active deposits are public deposits necessary to meet current demands on the treasury. Such monies must be maintained either as cash in the District treasury, in commercial accounts payable or withdrawable on demand, including negotiable order of withdrawal (NOW) accounts, or in money market deposit accounts.

Inactive deposits are public deposits that the Board of Education has identified as not required for use within the current five year period of designation of depositories. Inactive deposits must either be evidenced by certificates of deposit maturing not later than the end of the current period of designation of depositories, or by savings or deposit accounts including, but not limited to, passbook accounts.

Interim deposits are deposits of interim monies. Interim monies are those monies which are not needed for immediate use, but which will be needed before the end of the current period of designation of depositories.

Interim deposits must be evidenced by time certificates of deposit maturing not more than one year from the date of deposit or by savings or deposit accounts including passbook accounts.

Interim monies may be deposited or invested in the following securities:

1. United States Treasury Notes, Bills, Bonds, or any other obligation or security issued by the United States Treasury or any other obligation guaranteed as to principal and interest by the United States;

**FIRELANDS LOCAL SCHOOL DISTRICT  
LORAIN COUNTY, OHIO**

NOTES TO THE BASIC FINANCIAL STATEMENTS  
FOR THE FISCAL YEAR ENDED JUNE 30, 2017

**NOTE 4 - DEPOSITS AND INVESTMENTS - (Continued)**

2. Bonds, notes, debentures, or any other obligations or securities issued by any federal government agency or instrumentality, including, but not limited to, the Federal National Mortgage Association, Federal Home Loan Bank, Federal Farm Credit Bank, Federal Home Loan Mortgage Corporation, Government National Mortgage Association, and Student Loan Marketing Association. All federal agency securities shall be direct issuances of federal government agencies or instrumentalities;
3. Written repurchase agreements in the securities listed above provided that the market value of the securities subject to the repurchase agreement must exceed the principal value of the agreement by at least two percent and be marked to market daily, and that the term of the agreement must not exceed thirty days;
4. Bonds and other obligations of the State of Ohio;
5. No-load money market mutual funds consisting exclusively of obligations described in items (1) and (2) above and repurchase agreements secured by such obligations, provided that investments in securities described in this division are made only through eligible institutions;
6. The State Treasurer's investment pool (STAR Ohio);
7. Certain banker's acceptance and commercial paper notes for a period not to exceed one hundred eighty days from the purchase date in an amount not to exceed twenty-five percent of the interim monies available for investment at any one time; and,
8. Under limited circumstances, corporate debt interests rated in either of the two highest classifications by at least two nationally recognized rating agencies.

Protection of the District's deposits is provided by the Federal Deposit Insurance Corporation (FDIC), by eligible securities pledged by the financial institution as security for repayment, by surety company bonds deposited with the Treasurer by the financial institution or by a single collateral pool established by the financial institution to secure the repayment of all public monies deposited with the institution.

Investments in stripped principal or interest obligations, reverse repurchase agreements and derivatives are prohibited. The issuance of taxable notes for the purpose of arbitrage, the use of leverage and short selling are also prohibited. An investment must mature within five years from the date of purchase unless matched to a specific obligation or debt of the District, and must be purchased with the expectation that it will be held to maturity. Investments may only be made through specified dealers and institutions. Payment for investments may be made only upon delivery of the securities representing the investments to the Treasurer or, if the securities are not represented by a certificate, upon receipt of confirmation of transfer from the custodian.

**A. Deposits with Financial Institutions**

At June 30, 2017, the carrying amount of all District deposits was \$6,524,704. Based on the criteria described in GASB Statement No. 40, "Deposits and Investment Risk Disclosures", as of June 30, 2017, \$6,482,515 of the District's bank balance of \$6,732,515 was exposed to custodial risk as discussed below, while \$250,000 was covered by the FDIC.

**FIRELANDS LOCAL SCHOOL DISTRICT  
LORAIN COUNTY, OHIO**

NOTES TO THE BASIC FINANCIAL STATEMENTS  
FOR THE FISCAL YEAR ENDED JUNE 30, 2017

**NOTE 4 - DEPOSITS AND INVESTMENTS - (Continued)**

Custodial credit risk is the risk that, in the event of bank failure, the District's deposits may not be returned. All deposits are collateralized with eligible securities in amounts equal to at least 105% of the carrying value of the deposits. Such collateral, as permitted by the Ohio Revised Code, is held in single financial institution collateral pools at Federal Reserve Banks, or at member banks of the federal reserve system, in the name of the respective depository bank and pledged as a pool of collateral against all of the public deposits it holds or as specific collateral held at the Federal Reserve Bank in the name of the District. The District has no deposit policy for custodial credit risk beyond the requirements of State statute. Although the securities were held by the pledging institutions' trust department and all statutory requirements for the deposit of money had been followed, noncompliance with federal requirements could potentially subject the District to a successful claim by the FDIC.

**B. Investments**

As of June 30, 2017, the District had the following investments and maturities:

<u>Measurement/ Investment type</u>	Measurement <u>Value</u>	<u>Investment Maturities</u>			
		6 months or <u>less</u>	13 to 18 <u>months</u>	19 to 24 <u>months</u>	24 to 60 <u>months</u>
Fair value:					
Negotiable CDs	\$ 1,293,823	\$ 301,002	\$ 248,833	\$ 497,807	\$ 246,181
FHLB	1,784,868	-	-	400,000	1,384,868
Amortized cost:					
STAR Ohio	<u>1</u>	<u>1</u>	-	-	-
Total	<u>\$ 3,078,692</u>	<u>\$ 301,003</u>	<u>\$ 248,833</u>	<u>\$ 897,807</u>	<u>\$ 1,631,049</u>

The weighted average maturity of investments is 2.82 years.

The District's investments in federal agency securities (FHLB) and negotiable CD's are valued using quoted prices in markets that are not considered to be active, dealer quotations or alternative pricing sources for similar assets or liabilities for which all significant inputs are observable, either directly or indirectly (Level 2 inputs).

*Interest Rate Risk:* Interest rate risk arises as potential purchasers of debt securities will not agree to pay face value for those securities if interest rates subsequently increase. As a means of limiting its exposure to fair value losses arising from rising interest rates and according to State law, the District's investment policy limits investment portfolio maturities to five years or less.

*Credit Risk:* The District's investments in federal agency securities were rated Aaa and AA+ by Moody's Investor Services and Standard & Poor's, respectively. Standard & Poor's has assigned STAR Ohio an AAAM money market rating. Ohio law requires that STAR Ohio maintain the highest rating provided by at least one nationally recognized standard rating service. The negotiable certificates of deposit are not rated. The District has no investment policy dealing with investment credit risk beyond the requirements in State statutes.

*Custodial Credit Risk:* For an investment, custodial credit risk is the risk that, in the event of the failure of the counterparty, the District will not be able to recover the value of its investment or collateral securities that are in the possession of an outside party. The federal agency securities and negotiable certificates of deposit are exposed to custodial credit risk in that they are uninsured, unregistered and held by the counterparty's trust department or agent, but not in the District's name. The District has no investment policy dealing with investment custodial risk beyond the requirement in State statute that prohibits payment for investments prior to the delivery of the securities representing such investments to the Treasurer or qualified trustee.

**FIRELANDS LOCAL SCHOOL DISTRICT  
LORAIN COUNTY, OHIO**

NOTES TO THE BASIC FINANCIAL STATEMENTS  
FOR THE FISCAL YEAR ENDED JUNE 30, 2017

**NOTE 4 - DEPOSITS AND INVESTMENTS - (Continued)**

*Concentration of Credit Risk:* The District places no limit on the amount that may be invested in any one issuer. The following table includes the percentage of each investment type held by the District at June 30, 2017:

<u>Measurement/ Investment type</u>	<u>Measurement Value</u>	<u>% to Total</u>
Fair value:		
Negotiable CDs	\$ 1,293,823	42.03
FHLB	1,784,868	57.96
Amortized cost:		
STAR Ohio	<u>1</u>	<u>0.01</u>
Total	<u>\$ 3,078,692</u>	<u>100.00</u>

**C. Reconciliation of Cash and Investments to the Statement of Net Position**

The following is a reconciliation of cash and investments as reported in the note above to cash and investments as reported on the statement of net position as of June 30, 2017:

<u>Cash and investments per note</u>	
Carrying amount of deposits	\$ 6,524,704
Investments	<u>3,078,692</u>
Total	<u>\$ 9,603,396</u>

<u>Cash and investments per statement of net position</u>	
Governmental activities	\$ 9,559,675
Agency fund	<u>43,721</u>
Total	<u>\$ 9,603,396</u>

**NOTE 5 - INTERFUND TRANSACTIONS**

- A. Interfund transfers for the year ended June 30, 2017 consisted of the following, as reported on the fund financial statements:

<u>Transfer to nonmajor governmental fund from:</u>	<u>Amount</u>
General fund	<u>\$ 42,000</u>

Transfers are used to (1) move revenues from the fund that statute or budget requires to collect them to the fund that statute or budget requires to expend them, and (2) use unrestricted revenues collected in the general fund to finance various programs accounted for in other funds in accordance with budgetary authorizations.

Interfund transfers between governmental funds are eliminated on the government-wide financial statements; therefore, no transfers are reported in the statement of activities.

**FIRELANDS LOCAL SCHOOL DISTRICT  
LORAIN COUNTY, OHIO**

NOTES TO THE BASIC FINANCIAL STATEMENTS  
FOR THE FISCAL YEAR ENDED JUNE 30, 2017

**NOTE 5 - INTERFUND TRANSACTIONS - (Continued)**

**B.** Due to/from other funds consisted of the following at June 30, 2017, as reported on the fund statement:

<u>Receivable fund</u>	<u>Payable fund</u>	<u>Amount</u>
General fund	Nonmajor governmental funds	\$ <u>9,977</u>

The primary purpose of the amount due to the general fund from the nonmajor governmental fund was to eliminate negative cash balances. The amount will be repaid once cash is received.

Amounts due to/from between governmental funds are eliminated on the government-wide statements.

**NOTE 6 - PROPERTY TAXES**

Property taxes are levied and assessed on a calendar year basis while the District fiscal year runs from July through June. First half tax collections are received by the District in the second half of the fiscal year. Second half tax distributions occur in the first half of the following fiscal year.

Property taxes include amounts levied against all real property and public utility property. Real property tax revenues received in calendar year 2017 represent the collection of calendar year 2016 taxes. Real property taxes received in calendar year 2017 were levied after April 1, 2016, on the assessed values as of January 1, 2016, the lien date. Assessed values for real property taxes are established by State statute at 35 percent of appraised market value. Real property taxes are payable annually or semiannually. If paid annually, payment is due December 31; if paid semiannually, the first payment is due December 31, with the remainder payable by June 20. Under certain circumstances, State statute permits alternate payment dates to be established. Public utility property tax revenues received in calendar year 2017 represent the collection of calendar year 2016 taxes. Public utility real and personal property taxes received in calendar year 2017 became a lien on December 31, 2015, were levied after April 1, 2016, and are collected with real property taxes. Public utility real property is assessed at 35 percent of true value; public utility tangible personal property is currently assessed at varying percentages of true value.

The District receives property taxes from Lorain and Erie Counties. The County Auditors periodically advance to the District its portion of the taxes collected. Second-half real property tax payments collected by the County by June 30, 2017, are available to finance fiscal year 2017 operations. The amount available as an advance at June 30, 2017 was \$668,620 in the general fund and \$32,381 in the permanent improvement fund (a nonmajor governmental fund). This amount is recorded as revenue. The amount available for advance at June 30, 2016 was \$1,306,137 in the general fund and \$63,004 in the permanent improvement fund (a nonmajor governmental fund). The amount of second-half real property taxes available for advance at fiscal year-end can vary based on the date the tax bills are sent.

Accrued property taxes receivable includes real property, public utility property and delinquent tangible personal property taxes which are measurable as of June 30, 2017 and for which there is an enforceable legal claim. Although total property tax collections for the next fiscal year are measurable, only the amount of real property taxes available as an advance at June 30 was levied to finance current fiscal year operations and is reported as revenue at fiscal year-end. The portion of the receivable not levied to finance current fiscal year operations is offset by a credit to deferred inflows.

On the accrual basis of accounting, collectible delinquent property taxes have been recorded as a receivable and revenue, while on a modified accrual basis of accounting the revenue has been reported as a deferred inflow.

**FIRELANDS LOCAL SCHOOL DISTRICT  
LORAIN COUNTY, OHIO**

NOTES TO THE BASIC FINANCIAL STATEMENTS  
FOR THE FISCAL YEAR ENDED JUNE 30, 2017

**NOTE 6 - PROPERTY TAXES - (Continued)**

The assessed values upon which the fiscal year 2017 taxes were collected are:

	2016 Second Half Collections		2017 First Half Collections	
	<u>Amount</u>	<u>Percent</u>	<u>Amount</u>	<u>Percent</u>
Agricultural/residential and other real estate	\$ 296,596,000	95.29	\$ 298,849,240	94.98
Public utility personal	<u>14,650,230</u>	<u>4.71</u>	<u>15,788,760</u>	<u>5.02</u>
Total	<u>\$ 311,246,230</u>	<u>100.00</u>	<u>\$ 314,638,000</u>	<u>100.00</u>
Tax rate per \$1,000 of assessed valuation	\$ 51.91		\$ 51.83	

**NOTE 7 - RECEIVABLES**

Receivables at June 30, 2017 consisted of property taxes, accounts (billings for user charged services and student fees), accrued interest, and intergovernmental grants and entitlements. All receivables are considered collectible in full due to the ability to foreclose for the nonpayment of taxes, the stable condition of State programs, and the current year guarantee of federal funds. A list of the principal items of receivables reported on the statement of net position follows:

**Governmental activities:**

Property taxes	\$ 8,848,756
Accounts	48,076
Accrued interest	3,637
Intergovernmental	<u>139,481</u>
Total receivables	<u>\$ 9,039,950</u>

Receivables have been disaggregated on the face of the basic financial statements. All receivables are expected to be collected in the subsequent year.

**FIRELANDS LOCAL SCHOOL DISTRICT  
LORAIN COUNTY, OHIO**

NOTES TO THE BASIC FINANCIAL STATEMENTS  
FOR THE FISCAL YEAR ENDED JUNE 30, 2017

**NOTE 8 - CAPITAL ASSETS**

Capital asset activity for the fiscal year ended June 30, 2017, was as follows:

	Balance <u>July 1, 2016</u>	<u>Additions</u>	<u>Deductions</u>	Balance <u>June 30, 2017</u>
<b>Governmental activities:</b>				
<i>Capital assets, not being depreciated:</i>				
Land	\$ 851,565	\$ -	\$ -	\$ 851,565
Total capital assets, not being depreciated	<u>851,565</u>	<u>-</u>	<u>-</u>	<u>851,565</u>
<i>Capital assets, being depreciated:</i>				
Land improvements	1,754,658	275,520	-	2,030,178
Buildings and improvements	9,726,073	-	-	9,726,073
Furniture and equipment	2,467,285	71,824	-	2,539,109
Vehicles	2,086,450	171,408	(52,590)	2,205,268
Total capital assets, being depreciated	<u>16,034,466</u>	<u>518,752</u>	<u>(52,590)</u>	<u>16,500,628</u>
<i>Less: accumulated depreciation:</i>				
Land improvements	(968,036)	(70,977)	-	(1,039,013)
Buildings and improvements	(7,651,975)	(97,946)	-	(7,749,921)
Furniture and equipment	(1,855,660)	(89,067)	-	(1,944,727)
Vehicles	(1,328,561)	(168,676)	52,590	(1,444,647)
Total accumulated depreciation	<u>(11,804,232)</u>	<u>(426,666)</u>	<u>52,590</u>	<u>(12,178,308)</u>
Governmental activities capital assets, net	<u>\$ 5,081,799</u>	<u>\$ 92,086</u>	<u>\$ -</u>	<u>\$ 5,173,885</u>

Depreciation expense was charged to governmental activities as follows:

Instruction:	
Regular	\$ 75,983
Special	3,728
Vocational	7,018
Support services:	
Pupil	1,428
Instructional staff	11,225
Administration	5,905
Operations and maintenance	140,096
Pupil transportation	154,292
Central	14,016
Extracurricular activities	10,166
Food service operations	<u>2,809</u>
Total depreciation expense	<u>\$ 426,666</u>



**FIRELANDS LOCAL SCHOOL DISTRICT  
LORAIN COUNTY, OHIO**

NOTES TO THE BASIC FINANCIAL STATEMENTS  
FOR THE FISCAL YEAR ENDED JUNE 30, 2017

**NOTE 9 - CAPITALIZED LEASES - LESSEE DISCLOSURE**

In prior fiscal years, the District entered into capitalized leases for copier equipment. These lease agreements meet the criteria of a capital lease as defined by generally accepted accounting principles, which defines a capital lease generally as one which transfers benefits and risks of ownership to the lessee. Capital lease payments have been reclassified and are reflected as debt service expenditures in the fund financial statements for the governmental funds. These expenditures are reported as function expenditures on the budgetary statements.

Capital assets consisting of copier equipment have been capitalized in the amount of \$434,225. This amount represents the present value of the minimum lease payments at the time of acquisition. Accumulated depreciation as of June 30, 2017 for this equipment was \$303,958, leaving a current book value of \$130,267. A corresponding liability is recorded in the government-wide financial statements. Principal payments in fiscal year 2017 totaled \$83,401 paid by the permanent improvement fund (a nonmajor governmental fund).

The following is a schedule of the future long-term minimum lease payments required under the capital lease obligations and the present value of the future minimum lease payments as of June 30, 2017:

<u>Fiscal Year Ending June 30,</u>	<u>Amount</u>
2018	\$ 94,668
2019	<u>94,668</u>
Total minimum lease payments	189,336
Less: amount representing interest	<u>(9,515)</u>
Total	<u>\$ 179,821</u>

**NOTE 10 - LONG-TERM OBLIGATIONS**

A. During fiscal year 2017, the following changes occurred in governmental activities long-term obligations.

	<u>Balance</u>	<u>Additions</u>	<u>Reductions</u>	<u>Balance</u>	<u>Amounts</u>
	<u>July 1, 2016</u>			<u>June 30, 2017</u>	<u>Due in</u>
					<u>One Year</u>
<b>Governmental activities:</b>					
Capital lease obligations	\$ 263,222	\$ -	\$ (83,401)	\$ 179,821	\$ 87,668
Net pension liability	24,671,583	4,682,496	-	29,354,079	-
Energy conservation improvement bonds	660,000	-	(70,000)	590,000	70,000
Compensated absences	<u>697,087</u>	<u>249,455</u>	<u>(93,123)</u>	<u>853,419</u>	<u>104,217</u>
Total governmental activities long-term liabilities	<u>\$ 26,291,892</u>	<u>\$ 4,931,951</u>	<u>\$ (246,524)</u>	<u>\$ 30,977,319</u>	<u>\$ 261,885</u>

*Capital Lease Obligations:* The capital lease obligations will be paid from the permanent improvement fund (a nonmajor governmental fund). See Note 9 for details.

*Net Pension Liability* - See Note 13 for detail on the District's net pension liability.

**FIRELANDS LOCAL SCHOOL DISTRICT  
LORAIN COUNTY, OHIO**

NOTES TO THE BASIC FINANCIAL STATEMENTS  
FOR THE FISCAL YEAR ENDED JUNE 30, 2017

**NOTE 10 - LONG-TERM OBLIGATIONS - (Continued)**

*Compensated Absences:* Compensated absences are paid primarily from the general fund and the food service fund (a nonmajor governmental fund).

*Energy Conservation Improvement Bonds - Series 2010:* On September 1, 2010, the District issued \$1,060,000 in energy conservation improvement bonds. The proceeds of these bonds were used for building improvements intended to increase the energy efficiency of the District's buildings. These bonds bear an annual interest rate of 5.2% and are scheduled to mature in fiscal year 2025. Payments of principal and interest relating to these bonds are recorded as expenditures in the general fund.

These bonds are considered Qualified School Construction Bonds (QSCBs), which makes them a taxable direct payment special obligation. For the QSCBs, the District receives a direct payment subsidy from the United States Treasury equal to 100% of the lesser of the interest payments on the bonds or the federal tax credits that would otherwise have been available to the holders of the bonds. The District recorded this subsidy from the federal government in the amount of \$32,670 in the general fund. The balance of these bonds at June 30, 2017 in the amount of \$590,000 has been included on the statement of net position.

- B.** The following is a summary of the District's future annual debt service requirements to maturity for the energy conservation improvement bonds:

Year Ending June 30,	Energy Conservation Improvement Bonds - Series 2010		
	Principal	Interest	Total
2018	\$ 70,000	\$ 30,680	\$ 100,680
2019	70,000	27,040	97,040
2020	70,000	21,580	91,580
2021	70,000	19,760	89,760
2022	70,000	16,120	86,120
2023 - 2025	<u>240,000</u>	<u>26,520</u>	<u>266,520</u>
Total	<u>\$ 590,000</u>	<u>\$ 141,700</u>	<u>\$ 731,700</u>

**C. Legal Debt Margin**

The Ohio Revised Code provides that voted net general obligation debt of the District shall never exceed 9% of the total assessed valuation of the District. The Code further provides that unvoted indebtedness shall not exceed 1/10 of 1% of the property valuation of the District. The Code additionally states that unvoted indebtedness related to energy conservation debt shall not exceed 9/10 of 1% of the property valuation of the District. The assessed valuation used in determining the District's legal debt margin has been modified by House Bill 530 which became effective March 30, 2006. In accordance with House Bill 530, the assessed valuation used in the District's legal debt margin calculation excluded tangible personal property used in business, telephone or telegraph property, interexchange telecommunications company property and personal property owned or leased by a railroad company and used in railroad operations. The effects of these debt limitations at June 30, 2017, are a voted debt margin of \$27,727,420 and an unvoted debt margin of \$314,638.

**FIRELANDS LOCAL SCHOOL DISTRICT  
LORAIN COUNTY, OHIO**

**NOTES TO THE BASIC FINANCIAL STATEMENTS  
FOR THE FISCAL YEAR ENDED JUNE 30, 2017**

**NOTE 11 - COMPENSATED ABSENCES**

Employees earn vacation at rates specified under various labor agreements and based on credited service. Teachers and some administrators do not earn vacation time. Administrators, clerical, technical, and maintenance and operations employees with one or more years of service are entitled to vacation ranging from five to twenty days. Employees with less than one year of service earn one vacation day per month worked, not to exceed five days. Unused vacation is not cumulative to the next year.

All employees are entitled to a sick leave credit equal to one and one-quarter days for each month of service (earned on a pro rata basis for less-than-full-time employees). This sick leave will either be absorbed by time off due to illness or injury or, within certain limitations, be paid to the employee upon retirement. The amount paid to an employee upon retirement is limited to one-quarter of the accumulated sick leave to a maximum payout of 75 days for all employees after three years of service with the District.

The District provides a retirement incentive plan for State Teachers Retirement System of Ohio (STRS Ohio). In fiscal year 2017, employees who enrolled in the retirement incentive plan will receive an \$18,000 cash payment payable in January 2018. Only employees with 30 years of STRS Ohio service, but less than 31 years of STRS Ohio service, were eligible for the retirement incentive plan. No employees took advantage of the retirement incentive plan in fiscal year 2017.

**NOTE 12 - RISK MANAGEMENT**

**A. Comprehensive**

The District is exposed to various risks of loss related to torts, theft of, damage to, and destruction of assets, errors and omissions, injuries to employees, and natural disasters. During fiscal year 2017, the District contracted with Ohio Casualty Insurance Company through Fitzgibbons, Arnold & Co. for professional liability insurance, fleet insurance, and insurance coverage for property, inland marine and employee theft. Coverages provided and deductibles are as follows:

Building and Contents - replacement cost (\$2,500 deductible)	\$45,422,111	value
Inland marine coverage (\$250 deductible)	1,206,513	value
Automobile liability (\$1,000 deductible for comprehensive)	1,000,000	limit
Uninsured Motorists (no deductible)	1,000,000	limit
Employee theft	25,000	limit

Settled claims have not exceeded this commercial coverage in any of the past three years. There have been no significant reductions in coverage from fiscal year 2016.

**B. Employee Health and Dental**

The District has contracted with the Lake Erie Regional Council of Governments (LERC) to provide employee health and medical benefits since December 1988. LERC is a fully insured consortium. The District provides medical and dental benefits to most employees. The premium and coverages vary with employee depending on marital status.

**FIRELANDS LOCAL SCHOOL DISTRICT  
LORAIN COUNTY, OHIO**

NOTES TO THE BASIC FINANCIAL STATEMENTS  
FOR THE FISCAL YEAR ENDED JUNE 30, 2017

**NOTE 12 - RISK MANAGEMENT - (Continued)**

**C. Workers' Compensation Rating Program**

For fiscal year 2017, the District participated in a Workers' Compensation Group Rating Program (GRP). The intent of the GRP is to achieve the benefit of a reduced premium for the District by virtue of its grouping and representation with other participants in the GRP. The workers' compensation experience of the participating school districts is tiered into groups based upon past workers' compensation experience. Within each tiered group, a common premium rate is applied to all school districts within that group. Each participant pays its workers' compensation premium to the state based on the rate for the GRP rather than its individual rate. Total savings are then calculated and each participant's individual performance is compared to the overall savings percentage of their tiered group. Participation in the GRP is limited to school districts that can meet the GRP's selection criteria. The firm of Sheakley Uniservice, Inc. provides administrative, cost control and actuarial services to the GRP.

**NOTE 13 - DEFINED BENEFIT PENSION PLANS**

***Net Pension Liability***

The net pension liability reported on the statement of net position represents a liability to employees for pensions. Pensions are a component of exchange transactions—between an employer and its employees—of salaries and benefits for employee services. Pensions are provided to an employee—on a deferred-payment basis—as part of the total compensation package offered by an employer for employee services each financial period. The obligation to sacrifice resources for pensions is a present obligation because it was created as a result of employment exchanges that already have occurred.

The net pension liability represents the District's proportionate share of each pension plan's collective actuarial present value of projected benefit payments attributable to past periods of service, net of each pension plan's fiduciary net position. The net pension liability calculation is dependent on critical long-term variables, including estimated average life expectancies, earnings on investments, cost of living adjustments and others. While these estimates use the best information available, unknowable future events require adjusting this estimate annually.

The Ohio Revised Code limits the District's obligation for this liability to annually required payments. The District cannot control benefit terms or the manner in which pensions are financed; however, the District does receive the benefit of employees' services in exchange for compensation including pension.

GASB 68 assumes the liability is solely the obligation of the employer, because (1) they benefit from employee services; and (2) State statute requires all funding to come from these employers. All contributions to date have come solely from these employers (which also includes costs paid in the form of withholdings from employees). State statute requires the pension plans to amortize unfunded liabilities within 30 years. If the amortization period exceeds 30 years, each pension plan's board must propose corrective action to the State legislature. Any resulting legislative change to benefits or funding could significantly affect the net pension liability. Resulting adjustments to the net pension liability would be effective when the changes are legally enforceable.

The proportionate share of each plan's unfunded benefits is presented as a long-term *net pension liability* on the accrual basis of accounting. Any liability for the contractually-required pension contribution outstanding at the end of the year is included in *pension and postemployment benefits payable* on both the accrual and modified accrual bases of accounting.

**FIRELANDS LOCAL SCHOOL DISTRICT  
LORAIN COUNTY, OHIO**

NOTES TO THE BASIC FINANCIAL STATEMENTS  
FOR THE FISCAL YEAR ENDED JUNE 30, 2017

**NOTE 13 - DEFINED BENEFIT PENSION PLANS - (Continued)**

***Plan Description - School Employees Retirement System (SERS)***

Plan Description –District non-teaching employees participate in SERS, a cost-sharing multiple-employer defined benefit pension plan administered by SERS. SERS provides retirement, disability and survivor benefits, annual cost-of-living adjustments, and death benefits to plan members and beneficiaries. Authority to establish and amend benefits is provided by Ohio Revised Code Chapter 3309. SERS issues a publicly available, stand-alone financial report that includes financial statements, required supplementary information and detailed information about SERS’ fiduciary net position. That report can be obtained by visiting the SERS website at [www.ohsers.org](http://www.ohsers.org) under Employers/Audit Resources.

Age and service requirements for retirement are as follows:

	Eligible to Retire on or before August 1, 2017 *	Eligible to Retire after August 1, 2017
Full Benefits	Any age with 30 years of service credit	Age 67 with 10 years of service credit; or Age 57 with 30 years of service credit
Actuarially Reduced Benefits	Age 60 with 5 years of service credit Age 55 with 25 years of service credit	Age 62 with 10 years of service credit; or Age 60 with 25 years of service credit

\* Members with 25 years of service credit as of August 1, 2017, will be included in this plan.

Annual retirement benefits are calculated based on final average salary multiplied by a percentage that varies based on year of service; 2.2 percent for the first thirty years of service and 2.5 percent for years of service credit over 30. Final average salary is the average of the highest three years of salary.

One year after an effective benefit date, a benefit recipient is entitled to a three percent cost-of-living adjustment (COLA). This same COLA is added each year to the base benefit amount on the anniversary date of the benefit.

Funding Policy – Plan members are required to contribute 10 percent of their annual covered salary and the District is required to contribute 14 percent of annual covered payroll. The contribution requirements of plan members and employers are established and may be amended by the SERS’ Retirement Board up to statutory maximum amounts of 10 percent for plan members and 14 percent for employers. The Retirement Board, acting with the advice of the actuary, allocates the employer contribution rate among four of the System’s funds (Pension Trust Fund, Death Benefit Fund, Medicare B Fund, and Health Care Fund). For the fiscal year ended June 30, 2017, the entire 14 percent was allocated to pension, death benefits, and Medicare B and no portion of the employer contribution rate was allocated to the Health Care Fund.

The District’s contractually required contribution to SERS was \$374,081 for fiscal year 2017. Of this amount, \$86,578 is reported as pension and postemployment benefits payable.

**FIRELANDS LOCAL SCHOOL DISTRICT  
LORAIN COUNTY, OHIO**

NOTES TO THE BASIC FINANCIAL STATEMENTS  
FOR THE FISCAL YEAR ENDED JUNE 30, 2017

**NOTE 13 - DEFINED BENEFIT PENSION PLANS - (Continued)**

***Plan Description - State Teachers Retirement System (STRS)***

Plan Description –District licensed teachers and other faculty members participate in STRS Ohio, a cost-sharing multiple-employer public employee retirement system administered by STRS. STRS provides retirement and disability benefits to members and death and survivor benefits to beneficiaries. STRS issues a stand-alone financial report that includes financial statements, required supplementary information and detailed information about STRS’ fiduciary net position. That report can be obtained by writing to STRS, 275 E. Broad St., Columbus, OH 43215-3771, by calling (888) 227-7877, or by visiting the STRS Web site at [www.strsoh.org](http://www.strsoh.org).

New members have a choice of three retirement plans; a Defined Benefit (DB) Plan, a Defined Contribution (DC) Plan and a Combined Plan. Benefits are established by Ohio Revised Code Chapter 3307. The DB plan offers an annual retirement allowance based on final average salary multiplied by a percentage that varies based on years of service. Effective August 1, 2015, the calculation will be 2.2 percent of final average salary for the five highest years of earnings multiplied by all years of service. With certain exceptions, the basic benefit is increased each year by two percent of the original base benefit. For members retiring August 1, 2013, or later, the first two percent is paid on the fifth anniversary of the retirement benefit. Members are eligible to retire at age 60 with five years of qualifying service credit, or age 55 with 25 years of service, or 30 years of service regardless of age. Age and service requirements for retirement will increase effective August 1, 2015, and will continue to increase periodically until they reach age 60 with 35 years of service or age 65 with five years of service on August 1, 2026.

The DC Plan allows members to place all their member contributions and 9.5 percent of the 14 percent employer contributions into an investment account. Investment allocation decisions are determined by the member. The remaining 4.5 percent of the 14 percent employer rate is allocated to the defined benefit unfunded liability. A member is eligible to receive a retirement benefit at age 50 and termination of employment. The member may elect to receive a lifetime monthly annuity or a lump sum withdrawal.

The Combined Plan offers features of both the DB Plan and the DC Plan. In the Combined Plan, member contributions are allocated among investment choices by the member, and employer contributions are used to fund the defined benefit payment at a reduced level from the regular DB Plan. The defined benefit portion of the Combined Plan payment is payable to a member on or after age 60 with five years of services. The defined contribution portion of the account may be taken as a lump sum payment or converted to a lifetime monthly annuity at age 50.

New members who choose the DC plan or Combined Plan will have another opportunity to reselect a permanent plan during their fifth year of membership. Members may remain in the same plan or transfer to another STRS plan. The optional annuitization of a member’s defined contribution account or the defined contribution portion of a member’s Combined Plan account to a lifetime benefit results in STRS bearing the risk of investment gain or loss on the account. STRS has therefore included all three plan options as one defined benefit plan for GASB 68 reporting purposes.

A DB or Combined Plan member with five or more years of credited service who is determined to be disabled may qualify for a disability benefit. Eligible survivors of members who die before service retirement may qualify for monthly benefits. New members on or after July 1, 2013, must have at least ten years of qualifying service credit that apply for disability benefits. Members in the DC Plan who become disabled are entitled only to their account balance. If a member of the DC Plan dies before retirement benefits begin, the member’s designated beneficiary is entitled to receive the member’s account balance.

**FIRELANDS LOCAL SCHOOL DISTRICT  
LORAIN COUNTY, OHIO**

NOTES TO THE BASIC FINANCIAL STATEMENTS  
FOR THE FISCAL YEAR ENDED JUNE 30, 2017

**NOTE 13 - DEFINED BENEFIT PENSION PLANS - (Continued)**

Funding Policy – Employer and member contribution rates are established by the State Teachers Retirement Board and limited by Chapter 3307 of the Ohio Revised Code. For the fiscal year ended June 30, 2017, plan members were required to contribute 14 percent of their annual covered salary. The District was required to contribute 14 percent; the entire 14 percent was the portion used to fund pension obligations. The fiscal year 2017 contribution rates were equal to the statutory maximum rates.

The District’s contractually required contribution to STRS was \$1,071,795 for fiscal year 2017. Of this amount, \$177,852 is reported as pension and postemployment benefits payable.

***Pension Liabilities, Pension Expense, and Deferred Outflows of Resources and Deferred Inflows of Resources Related to Pensions***

The net pension liability was measured as of June 30, 2016, and the total pension liability used to calculate the net pension liability was determined by an actuarial valuation as of that date. The District's proportion of the net pension liability was based on the District's share of contributions to the pension plan relative to the contributions of all participating entities. Following is information related to the proportionate share and pension expense:

	<u>SERS</u>	<u>STRS</u>	<u>Total</u>
Proportion of the net pension liability prior measurement date	0.08357660%	0.07201421%	
Proportion of the net pension liability current measurement date	<u>0.08007900%</u>	<u>0.07018500%</u>	
Change in proportionate share	<u>-0.00349760%</u>	<u>-0.00182921%</u>	
Proportionate share of the net pension liability	\$ 5,861,044	\$ 23,493,035	\$ 29,354,079
Pension expense	\$ 658,369	\$ 1,664,122	\$ 2,322,491

**FIRELANDS LOCAL SCHOOL DISTRICT  
LORAIN COUNTY, OHIO**

NOTES TO THE BASIC FINANCIAL STATEMENTS  
FOR THE FISCAL YEAR ENDED JUNE 30, 2017

**NOTE 13 - DEFINED BENEFIT PENSION PLANS - (Continued)**

At June 30, 2017, the District reported deferred outflows of resources and deferred inflows of resources related to pensions from the following sources:

	<u>SERS</u>	<u>STRS</u>	<u>Total</u>
<b>Deferred outflows of resources</b>			
Differences between expected and actual experience	\$ 79,054	\$ 949,232	\$ 1,028,286
Net difference between projected and actual earnings on pension plan investments	483,450	1,950,551	2,434,001
Changes of assumptions	391,257	-	391,257
Difference between District contributions and proportionate share of contributions/change in proportionate share	144,590	103,040	247,630
School District contributions subsequent to the measurement date	<u>374,081</u>	<u>1,071,795</u>	<u>1,445,876</u>
Total deferred outflows of resources	<u>\$ 1,472,432</u>	<u>\$ 4,074,618</u>	<u>\$ 5,547,050</u>
<b>Deferred inflows of resources</b>			
Difference between District contributions and proportionate share of contributions/change in proportionate share	<u>\$ 136,518</u>	<u>\$ 421,510</u>	<u>\$ 558,028</u>
Total deferred inflows of resources	<u>\$ 136,518</u>	<u>\$ 421,510</u>	<u>\$ 558,028</u>

\$1,445,876 reported as deferred outflows of resources related to pension resulting from District contributions subsequent to the measurement date will be recognized as a reduction of the net pension liability in the year ending June 30, 2018. Other amounts reported as deferred outflows of resources and deferred inflows of resources related to pension will be recognized in pension expense as follows:

	<u>SERS</u>	<u>STRS</u>	<u>Total</u>
Fiscal Year Ending June 30:			
2018	\$ 256,356	\$ 388,093	\$ 644,449
2019	256,010	388,093	644,103
2020	310,494	1,136,573	1,447,067
2021	<u>138,973</u>	<u>668,554</u>	<u>807,527</u>
Total	<u>\$ 961,833</u>	<u>\$ 2,581,313</u>	<u>\$ 3,543,146</u>

**Actuarial Assumptions - SERS**

SERS' total pension liability was determined by their actuaries in accordance with GASB Statement No. 67, as part of their annual actuarial valuation for each defined benefit retirement plan. Actuarial valuations of an ongoing plan involve estimates of the value of reported amounts (e.g., salaries, credited service) and assumptions about the probability of occurrence of events far into the future (e.g., mortality, disabilities, retirements, employment termination). Actuarially determined amounts are subject to continual review and potential modifications, as actual results are compared with past expectations and new estimates are made about the future.



**FIRELANDS LOCAL SCHOOL DISTRICT  
LORAIN COUNTY, OHIO**

**NOTES TO THE BASIC FINANCIAL STATEMENTS  
FOR THE FISCAL YEAR ENDED JUNE 30, 2017**

**NOTE 13 - DEFINED BENEFIT PENSION PLANS - (Continued)**

Projections of benefits for financial reporting purposes are based on the substantive plan (the plan as understood by the employers and plan members) and include the types of benefits provided at the time of each valuation and the historical pattern of sharing benefit costs between the employers and plan members to that point. The projection of benefits for financial reporting purposes does not explicitly incorporate the potential effects of legal or contractual funding limitations.

Actuarial calculations reflect a long-term perspective. For a newly hired employee, actuarial calculations will take into account the employee's entire career with the employer and also take into consideration the benefits, if any, paid to the employee after termination of employment until the death of the employee and any applicable contingent annuitant. In many cases actuarial calculations reflect several decades of service with the employer and the payment of benefits after termination.

Key methods and assumptions used in calculating the total pension liability in the latest actuarial valuation, prepared as of June 30, 2016, are presented below:

Wage Inflation	3.00 percent
Future Salary Increases, including inflation	3.50 percent to 18.20 percent
COLA or Ad Hoc COLA	3 percent
Investment Rate of Return	7.50 percent net of investments expense, including inflation
Actuarial Cost Method	Entry Age Normal (level percent of payroll)

For post-retirement mortality, the table used in evaluating allowances to be paid is the RP-2014 Blue Collar Mortality Table with fully generational projection and Scale BB, with 120% of male rates and 110% of female rates used. The RP-2000 Disabled Mortality Table with 90% for male rates and 100% for female rates set back five years is used for the period after disability retirement. Special mortality tables are used for the period after disability retirement.

The actuarial assumptions used in the June 30, 2016 valuation were based on the results of an experience study that was completed June 30, 2015. As a result of the actuarial experience study, the following changes of assumptions affected the total pension liability since the prior measurement date: (a) the assumed rate of inflation was reduced from 3.25% to 3.00%, (b) payroll growth assumption was reduced from 4.00% to 3.50%, (c) assumed real wage growth was reduced from 0.75% to 0.50%, (d) Rates of withdrawal, retirement and disability were updated to reflect recent experience, (e) mortality among active members was updated to RP-2014 Blue Collar Mortality Table with fully generational projection and a five year age set-back for both males and females, (f) mortality among service retired members, and beneficiaries was updated to the following RP-2014 Blue Collar Mortality Table with fully generational projection with Scale BB, 120% of male rates, and 110% of female rates and (g) mortality among disabled members was updated to RP-2000 Disabled Mortality Table, 90% for male rates and 100% for female rates, set back five years is used for the period after disability retirement.

The long-term return expectation for the Pension Plan Investments has been determined using a building-block approach and assumes a time horizon, as defined in SERS' *Statement of Investment Policy*. A forecasted rate of inflation serves as the baseline for the return expectation. Various real return premiums over the baseline inflation rate have been established for each asset class. The long-term expected nominal rate of return has been determined by calculating a weighted average of the expected real return premiums for each asset class, adding the projected inflation rate, and adding the expected return from rebalancing uncorrelated asset classes.

**FIRELANDS LOCAL SCHOOL DISTRICT  
LORAIN COUNTY, OHIO**

NOTES TO THE BASIC FINANCIAL STATEMENTS  
FOR THE FISCAL YEAR ENDED JUNE 30, 2017

**NOTE 13 - DEFINED BENEFIT PENSION PLANS - (Continued)**

The target allocation and best estimates of arithmetic real rates of return for each major assets class are summarized in the following table:

Asset Class	Target Allocation	Long-Term Expected Real Rate of Return
Cash	1.00 %	0.50 %
US Equity	22.50	4.75
International Equity	22.50	7.00
Fixed Income	19.00	1.50
Private Equity	10.00	8.00
Real Assets	15.00	5.00
Multi-Asset Strategies	10.00	3.00
Total	<u>100.00 %</u>	

**Discount Rate** - The total pension liability was calculated using the discount rate of 7.50 percent. The projection of cash flows used to determine the discount rate assumed the contributions from employers and from the members would be computed based on contribution requirements as stipulated by State statute. Projected inflows from investment earning were calculated using the long-term assumed investment rate of return (7.50 percent). Based on those assumptions, the plan's fiduciary net position was projected to be available to make all future benefit payments of current plan members. Therefore, the long-term expected rate of return on pension plan investments was applied to all periods of projected benefits to determine the total pension liability.

**Sensitivity of the District's Proportionate Share of the Net Pension Liability to Changes in the Discount Rate** - Net pension liability is sensitive to changes in the discount rate, and to illustrate the potential impact the following table presents the net pension liability calculated using the discount rate of 7.50 percent, as well as what each plan's net pension liability would be if it were calculated using a discount rate that is one percentage point lower (6.50 percent), or one percentage point higher (8.50 percent) than the current rate.

	1% Decrease (6.50%)	Current Discount Rate (7.50%)	1% Increase (8.50%)
District's proportionate share of the net pension liability	\$ 7,759,657	\$ 5,861,044	\$ 4,271,826

**Actuarial Assumptions - STRS**

The total pension liability in the June 30, 2016, actuarial valuation was determined using the following actuarial assumptions, applied to all periods included in the measurement:

Inflation	2.75 percent
Projected salary increases	12.25 percent at age 20 to 2.75 percent at age 70
Investment Rate of Return	7.75 percent, net of investment expenses
Cost-of-Living Adjustments (COLA)	2 percent simple applied as follows: for members retiring before August 1, 2013, 2 percent per year; for members retiring August 1, 2013, or later, 2 percent COLA paid on fifth anniversary of retirement date.

**FIRELANDS LOCAL SCHOOL DISTRICT  
LORAIN COUNTY, OHIO**

NOTES TO THE BASIC FINANCIAL STATEMENTS  
FOR THE FISCAL YEAR ENDED JUNE 30, 2017

**NOTE 13 - DEFINED BENEFIT PENSION PLANS - (Continued)**

Mortality rates were based on the RP-2000 Combined Mortality Table (Projection 2022—Scale AA) for Males and Females. Males' ages are set-back two years through age 89 and no set-back for age 90 and above. Females younger than age 80 are set back four years, one year set back from age 80 through 89 and not set back from age 90 and above.

Actuarial assumptions used in the June 30, 2016, valuation are based on the results of an actuarial experience study, effective July 1, 2012.

The 10 year expected real rate of return on pension plan investments was determined by STRS' investment consultant by developing best estimates of expected future real rates of return for each major asset class. The target allocation and best estimates of geometric real rates of return for each major asset class are summarized as follows:

<u>Asset Class</u>	<u>Target Allocation</u>	<u>Long Term Expected Real Rate of Return *</u>
Domestic Equity	31.00 %	8.00 %
International Equity	26.00	7.85
Alternatives	14.00	8.00
Fixed Income	18.00	3.75
Real Estate	10.00	6.75
Liquidity Reserves	1.00	3.00
Total	<u>100.00 %</u>	<u>7.61 %</u>

\* 10-Year annualized geometric nominal returns, which include the real rate of return and inflation of 2.50% and does not include investment expenses. The total fund long-term expected return reflects diversification among the asset classes and therefore is not a weighted average return of the individual asset classes.

**Discount Rate** - The discount rate used to measure the total pension liability was 7.75 percent as of June 30, 2016. The projection of cash flows used to determine the discount rate assumes member and employer contributions will be made at the statutory contribution rates in accordance with rate increases described above. For this purpose, only employer contributions that are intended to fund benefits of current plan members and their beneficiaries are included. Projected employer contributions that are intended to fund the service costs of future plan members and their beneficiaries, as well as projected contributions from future plan members, are not included. Based on those assumptions, STRS' fiduciary net position was projected to be available to make all projected future benefit payments to current plan members as of June 30, 2016. Therefore, the long-term expected rate of return on pension plan investments of 7.75 percent was applied to all periods of projected benefit payment to determine the total pension liability as of June 30, 2016.

**FIRELANDS LOCAL SCHOOL DISTRICT  
LORAIN COUNTY, OHIO**

NOTES TO THE BASIC FINANCIAL STATEMENTS  
FOR THE FISCAL YEAR ENDED JUNE 30, 2017

**NOTE 13 - DEFINED BENEFIT PENSION PLANS - (Continued)**

*Sensitivity of the District's Proportionate Share of the Net Pension Liability to Changes in the Discount Rate* - The following table presents the District's proportionate share of the net pension liability calculated using the current period discount rate assumption of 7.75 percent, as well as what the District's proportionate share of the net pension liability would be if it were calculated using a discount rate that is one-percentage-point lower (6.75 percent) or one-percentage-point higher (8.75 percent) than the current rate:

	1% Decrease (6.75%)	Current Discount Rate (7.75%)	1% Increase (8.75%)
District's proportionate share of the net pension liability	\$ 31,220,335	\$ 23,493,035	\$ 16,974,602

*Changes Between Measurement Date and Report Date* - In March 2017, the STRS Board adopted certain assumption changes which will impact their annual actuarial valuation prepared as of June 30, 2017. The most significant change is a reduction in the discount rate from 7.75 percent to 7.45 percent. In April 2017, the STRS Board voted to suspend cost of living adjustments granted on or after July 1, 2017. Although the exact amount of these changes is not known, the overall decrease to District's NPL is expected to be significant.

**NOTE 14 - POSTEMPLOYMENT BENEFITS**

**A. School Employees Retirement System**

Health Care Plan Description - The District contributes to the SERS Health Care Fund, administered by SERS for non-certificated retirees and their beneficiaries. For GASB 45 purposes, this plan is considered a cost-sharing, multiple-employer, defined benefit other postemployment benefit (OPEB) plan. The Health Care Plan includes hospitalization and physicians' fees through several types of plans including HMO's, PPO's, Medicare Advantage, and traditional indemnity plans as well as a prescription drug program. The financial report of the Plan is included in the SERS Comprehensive Annual Financial Report which can be obtained on SERS' website at [www.ohsers.org](http://www.ohsers.org) under Employers/Audit Resources.

Access to health care for retirees and beneficiaries is permitted in accordance with Section 3309 of the Ohio Revised Code. The Health Care Fund was established and is administered in accordance with Internal Revenue Code Section 105(e). SERS' Retirement Board reserves the right to change or discontinue any health plan or program. Health care is financed through a combination of employer contributions and retiree premiums, copays and deductibles on covered health care expenses, investment returns, and any funds received as a result of SERS' participation in Medicare programs. Active employee members do not contribute to the Health Care Plan. Retirees and their beneficiaries are required to pay a health care premium that varies depending on the plan selected, number of qualified years of service, Medicare eligibility and retirement status.

**FIRELANDS LOCAL SCHOOL DISTRICT  
LORAIN COUNTY, OHIO**

**NOTES TO THE BASIC FINANCIAL STATEMENTS  
FOR THE FISCAL YEAR ENDED JUNE 30, 2017**

**NOTE 14 - POSTEMPLOYMENT BENEFITS - (Continued)**

Funding Policy - State statute permits SERS to fund the health care benefits through employer contributions. Each year, after the allocation for statutorily required basic benefits, the Retirement Board allocates the remainder of the employer contribution of 14 percent of covered payroll to the Health Care Fund. For fiscal year 2017, none of the employer contribution was allocated to health care. In addition, employers pay a surcharge for employees earning less than an actuarially determined minimum compensation amount, pro-rated according to service credit earned. For fiscal year 2017, this amount was \$23,500. Statutes provide that no employer shall pay a health care surcharge greater than 2 percent of that employer's SERS-covered payroll; nor may SERS collect in aggregate more than 1.5 percent of the total statewide SERS-covered payroll for the health care surcharge. For fiscal year 2017, the District's surcharge obligation was \$59,283.

The District's contributions for health care for the fiscal years ended June 30, 2017, 2016, and 2015 were \$59,283, \$41,574, and \$66,808, respectively. The fiscal year 2017 amount has been reported as pension and postemployment benefits payable. The full amount has been contributed for fiscal years 2016 and 2015.

**B. State Teachers Retirement System**

Plan Description – The District participates in the cost-sharing multiple-employer defined benefit Health Plan administered by the State Teachers Retirement System of Ohio (STRS) for eligible retirees who participated in the defined benefit or combined pension plans offered by STRS. Ohio law authorizes STRS to offer this plan. Benefits include hospitalization, physicians' fees, prescription drugs and reimbursement of monthly Medicare Part B premiums. The Plan is included in the report of STRS which can be obtained by visiting [www.strsoh.org](http://www.strsoh.org) or by calling (888) 227-7877.

Funding Policy - Ohio law authorizes STRS Ohio to offer the Plan and gives the Retirement Board authority over how much, if any, of the health care costs will be absorbed by STRS Ohio. Active employee members do not contribute to the Plan. All benefit recipients pay a monthly premium. Under Ohio law, funding for post-employment health care may be deducted from employer contributions. For 2017, STRS Ohio did not allocate any employer contributions to the Health Care Stabilization Fund. The District's did not make any contributions for health care for the fiscal years ended June 30, 2017, 2016 and 2015.

**NOTE 15 - BUDGETARY BASIS OF ACCOUNTING**

While reporting financial position, results of operations, and changes in fund balance on the basis of generally accepted accounting principles (GAAP), the budgetary basis as provided by law is based upon accounting for certain transactions on a basis of cash receipts, disbursements and encumbrances.

The statement of revenues, expenditures and changes in fund balance - budget and actual (non-GAAP budgetary basis) presented for the general fund is presented on the budgetary basis to provide a meaningful comparison of actual results with the budget. The major differences between the budget basis and the GAAP basis are that:

- (a) Revenues and other financing sources are recorded when received in cash (budget basis) as opposed to when susceptible to accrual (GAAP basis);
- (b) Expenditures and other financing uses are recorded when paid in cash (budget basis) as opposed to when the liability is incurred (GAAP basis);

**FIRELANDS LOCAL SCHOOL DISTRICT  
LORAIN COUNTY, OHIO**

NOTES TO THE BASIC FINANCIAL STATEMENTS  
FOR THE FISCAL YEAR ENDED JUNE 30, 2017

**NOTE 15 - BUDGETARY BASIS OF ACCOUNTING - (Continued)**

- (c) In order to determine compliance with Ohio law, and to reserve that portion of the applicable appropriation, total outstanding encumbrances (budget basis) are recorded as the equivalent of an expenditure, as opposed to assigned or committed fund balance for that portion of outstanding encumbrances not already recognized as an account payable (GAAP basis);
- (d) Investments are reported at fair value (GAAP basis) rather than cost (budget basis); and,
- (e) Some funds are included in the general fund (GAAP basis), but have separate legally adopted budgets (budget basis).

The adjustments necessary to convert the results of operations for the year on the budget basis to the GAAP basis for the general fund is as follows:

**Net Change in Fund Balance**

	<u>General fund</u>
Budget basis	\$ 1,671,221
Net adjustment for revenue accruals	(788,410)
Net adjustment for expenditure accruals	(110,546)
Net adjustment for other sources/uses	4,980
Funds budgeted elsewhere	(59,189)
Adjustment for encumbrances	115,326
GAAP basis	\$ 833,382

Certain funds that are legally budgeted in separate fund classifications are considered part of the general fund on a GAAP basis. This includes the uniform school supplies fund, public school support fund, and termination benefits fund.

**NOTE 16 - CONTINGENCIES**

**A. Grants**

The District receives significant financial assistance from numerous federal, State and local agencies in the form of grants. The disbursement of funds received under these programs generally requires compliance with terms and conditions specified in the grant agreements and are subject to audit by the grantor agencies. Any disallowed claims resulting from such audits could become a liability of the District. However, in the opinion of management, any such disallowed claims will not have a material effect on the financial position of the District.

**B. Litigation**

The District is not party to legal proceedings which, in the opinion of District management, will have a material effect, if any, on the financial condition of the District.

**FIRELANDS LOCAL SCHOOL DISTRICT  
LORAIN COUNTY, OHIO**

NOTES TO THE BASIC FINANCIAL STATEMENTS  
FOR THE FISCAL YEAR ENDED JUNE 30, 2017

**NOTE 16 - CONTINGENCIES - (Continued)**

**C. Foundation Funding**

The District foundation funding is based on the annualized full-time equivalent (FTE) enrollment of each student. The Ohio Department of Education (ODE) is legislatively required to adjust/reconcile funding as enrollment information is updated by schools throughout the State, which can extend past the fiscal year end. As of the date of this report, additional ODE adjustments for fiscal year 2017 are not finalized. As a result, the impact of future FTE adjustments on the fiscal year 2017 financial statements is not determinable, at this time. Management believes this may result in either an additional receivable to, or a liability of, the District.

**NOTE 17 - SET-ASIDES**

The District is required by State law to annually set-aside certain general fund revenue amounts, as defined by statutory formula, for the acquisition and construction of capital improvements. Amounts not spent by the end of the fiscal year or offset by similarly restricted resources received during the year must be held in cash at fiscal year-end. This amount must be carried forward to be used for the same purpose in future years. Expenditures and other applicable offsets exceeding the set-aside requirement may not be carried forward to the next fiscal year.

The following cash-basis information describes the change in the fiscal year end set-aside amount for capital improvements. Disclosure of this information is required by State statute.

	<u>Capital Improvements</u>
Set-aside balance June 30, 2016	\$ -
Current year set-aside requirement	298,275
Current year qualifying expenditures	(206,472)
Current year offsets	<u>(444,660)</u>
Total	<u>\$ (352,857)</u>
Balance carried forward to fiscal year 2018	<u>\$ -</u>
Set-aside balance June 30, 2017	<u>\$ -</u>

**FIRELANDS LOCAL SCHOOL DISTRICT  
LORAIN COUNTY, OHIO**

NOTES TO THE BASIC FINANCIAL STATEMENTS  
FOR THE FISCAL YEAR ENDED JUNE 30, 2017

**NOTE 18 - COMMITMENTS**

The District utilizes encumbrance accounting as part of its budgetary controls. Encumbrances outstanding at year end may be reported as part of restricted, committed, or assigned classifications of fund balance. At year end, the District's commitments for encumbrances in the governmental funds were as follows:

<u>Fund</u>	Year End <u>Encumbrances</u>
General fund	\$ 33,291
Nonmajor governmental funds	<u>28,968</u>
Total	<u>\$ 62,259</u>



REQUIRED SUPPLEMENTARY INFORMATION

**FIRELANDS LOCAL SCHOOL DISTRICT  
LORAIN COUNTY, OHIO**

SCHEDULES OF REQUIRED SUPPLEMENTARY INFORMATION

SCHEDULE OF THE DISTRICT'S PROPORTIONATE SHARE OF  
THE NET PENSION LIABILITY  
SCHOOL EMPLOYEES RETIREMENT SYSTEM (SERS) OF OHIO

LAST FOUR FISCAL YEARS

	<u>2017</u>	<u>2016</u>	<u>2015</u>	<u>2014</u>
District's proportion of the net pension liability	0.08007900%	0.08357660%	0.07803700%	0.07803700%
District's proportionate share of the net pension liability	\$ 5,861,044	\$ 4,768,962	\$ 3,949,408	\$ 4,640,610
District's covered-employee payroll	\$ 2,603,150	\$ 2,516,093	\$ 2,267,590	\$ 2,227,775
District's proportionate share of the net pension liability as a percentage of its covered-employee payroll	225.15%	189.54%	174.17%	208.31%
Plan fiduciary net position as a percentage of the total pension liability	62.98%	69.16%	71.70%	65.52%

Note: Information prior to 2014 was unavailable. Schedule is intended to show information for 10 years. Additional years will be displayed as they become available.

Amounts presented for each fiscal year were determined as of the District's measurement date which is the prior year-end.

**FIRELANDS LOCAL SCHOOL DISTRICT  
LORAIN COUNTY, OHIO**

SCHEDULES OF REQUIRED SUPPLEMENTARY INFORMATION

SCHEDULE OF THE DISTRICT'S PROPORTIONATE SHARE OF  
THE NET PENSION LIABILITY  
STATE TEACHERS RETIREMENT SYSTEM (STRS) OF OHIO

LAST FOUR FISCAL YEARS

	<u>2017</u>	<u>2016</u>	<u>2015</u>	<u>2014</u>
District's proportion of the net pension liability	0.07018500%	0.07201421%	0.07151839%	0.07151839%
District's proportionate share of the net pension liability	\$ 23,493,035	\$ 19,902,621	\$ 17,395,748	\$ 20,721,701
District's covered-employee payroll	\$ 7,327,414	\$ 7,727,629	\$ 7,307,208	\$ 7,727,638
District's proportionate share of the net pension liability as a percentage of its covered-employee payroll	320.62%	257.55%	238.06%	268.15%
Plan fiduciary net position as a percentage of the total pension liability	66.80%	72.10%	74.70%	69.30%

Note: Information prior to 2014 was unavailable. Schedule is intended to show information for 10 years. Additional years will be displayed as they become available.

Amounts presented for each fiscal year were determined as of the District's measurement date which is the prior year-end.

**FIRELANDS LOCAL SCHOOL DISTRICT  
LORAIN COUNTY, OHIO**

SCHEDULES OF REQUIRED SUPPLEMENTARY INFORMATION

SCHEDULE OF DISTRICT CONTRIBUTIONS  
SCHOOL EMPLOYEES RETIREMENT SYSTEM (SERS) OF OHIO

LAST TEN FISCAL YEARS

	<u>2017</u>	<u>2016</u>	<u>2015</u>	<u>2014</u>
Contractually required contribution	\$ 374,081	\$ 364,441	\$ 331,621	\$ 314,288
Contributions in relation to the contractually required contribution	<u>(374,081)</u>	<u>(364,441)</u>	<u>(331,621)</u>	<u>(314,288)</u>
Contribution deficiency (excess)	<u>\$ -</u>	<u>\$ -</u>	<u>\$ -</u>	<u>\$ -</u>
District's covered-employee payroll	\$ 2,672,007	\$ 2,603,150	\$ 2,516,093	\$ 2,267,590
Contributions as a percentage of covered-employee payroll	14.00%	14.00%	13.18%	13.86%

<u>2013</u>	<u>2012</u>	<u>2011</u>	<u>2010</u>	<u>2009</u>	<u>2008</u>
\$ 308,324	\$ 315,836	\$ 297,389	\$ 310,548	\$ 225,266	\$ 219,730
<u>(308,324)</u>	<u>(315,836)</u>	<u>(297,389)</u>	<u>(310,548)</u>	<u>(225,266)</u>	<u>(219,730)</u>
<u>\$ -</u>	<u>\$ -</u>	<u>\$ -</u>	<u>\$ -</u>	<u>\$ -</u>	<u>\$ -</u>
\$ 2,227,775	\$ 2,348,223	\$ 2,365,863	\$ 2,293,560	\$ 2,289,289	\$ 2,237,576
13.84%	13.45%	12.57%	13.54%	9.84%	9.82%

**FIRELANDS LOCAL SCHOOL DISTRICT  
LORAIN COUNTY, OHIO**

SCHEDULES OF REQUIRED SUPPLEMENTARY INFORMATION

SCHEDULE OF DISTRICT CONTRIBUTIONS  
STATE TEACHERS RETIREMENT SYSTEM (STRS) OF OHIO

LAST TEN FISCAL YEARS

	<u>2017</u>	<u>2016</u>	<u>2015</u>	<u>2014</u>
Contractually required contribution	\$ 1,071,795	\$ 1,025,838	\$ 1,081,868	\$ 949,937
Contributions in relation to the contractually required contribution	<u>(1,071,795)</u>	<u>(1,025,838)</u>	<u>(1,081,868)</u>	<u>(949,937)</u>
Contribution deficiency (excess)	<u>\$ -</u>	<u>\$ -</u>	<u>\$ -</u>	<u>\$ -</u>
District's covered-employee payroll	\$ 7,655,679	\$ 7,327,414	\$ 7,727,629	\$ 7,307,208
Contributions as a percentage of covered-employee payroll	14.00%	14.00%	14.00%	13.00%

<u>2013</u>	<u>2012</u>	<u>2011</u>	<u>2010</u>	<u>2009</u>	<u>2008</u>
\$ 1,004,593	\$ 1,074,584	\$ 1,100,019	\$ 1,062,150	\$ 1,096,802	\$ 970,557
<u>(1,004,593)</u>	<u>(1,074,584)</u>	<u>(1,100,019)</u>	<u>(1,062,150)</u>	<u>(1,096,802)</u>	<u>(970,557)</u>
<u>\$ -</u>	<u>\$ -</u>	<u>\$ -</u>	<u>\$ -</u>	<u>\$ -</u>	<u>\$ -</u>
\$ 7,727,638	\$ 8,266,031	\$ 8,461,685	\$ 8,170,385	\$ 8,436,938	\$ 7,465,823
13.00%	13.00%	13.00%	13.00%	13.00%	13.00%

**FIRELANDS LOCAL SCHOOL DISTRICT  
LORAIN COUNTY, OHIO**

**NOTES TO REQUIRED SUPPLEMENTARY INFORMATION  
FOR THE FISCAL YEAR ENDED JUNE 30, 2017**

*SCHOOL EMPLOYEES RETIREMENT SYSTEM (SERS) OF OHIO*

Changes in benefit terms: There were no changes in benefit terms from the amounts reported for fiscal years 2014 - 2017.

Changes in assumptions: There were no changes in methods and assumptions used in the calculation of actuarial determined contributions for fiscal years 2014-2016. For fiscal year 2017, the following changes of assumptions affected the total pension liability since the prior measurement date: (a) the assumed rate of inflation was reduced from 3.25% to 3.00%, (b) payroll growth assumption was reduced from 4.00% to 3.50%, (c) assumed real wage growth was reduced from 0.75% to 0.50%, (d) Rates of withdrawal, retirement and disability were updated to reflect recent experience, (e) mortality among active members was updated to RP-2014 Blue Collar Mortality Table with fully generational projection and a five year age set-back for both males and females, (f) mortality among service retired members, and beneficiaries was updated to the following RP-2014 Blue Collar Mortality Table with fully generational projection with Scale BB, 120% of male rates, and 110% of female rates and (g) mortality among disabled members was updated to RP-2000 Disabled Mortality Table, 90% for male rates and 100% for female rates, set back five years is used for the period after disability retirement.

*STATE TEACHERS RETIREMENT SYSTEM (STRS) OF OHIO*

Changes in benefit terms: There were no changes in benefit terms from the amounts reported for fiscal years 2014 - 2017.

Changes in assumptions: There were no changes in methods and assumptions used in the calculation of actuarial determined contributions for fiscal years 2014 - 2017. See the notes to the basic financials for the methods and assumptions in this calculation.



## **SUPPLEMENTARY INFORMATION**

**This page intentionally left blank.**

**FIRELANDS LOCAL SCHOOL DISTRICT  
SCHEDULE OF EXPENDITURES OF FEDERAL AWARDS  
FOR THE FISCAL YEAR ENDED JUNE 30, 2017**

FEDERAL GRANTOR/ SUB GRANTOR/ PROGRAM TITLE	CFDA NUMBER	(A) PASS-THROUGH GRANT NUMBER	(B) CASH FEDERAL DISBURSEMENTS
<b>U.S. DEPARTMENT OF AGRICULTURE PASSED THROUGH THE OHIO DEPARTMENT OF EDUCATION</b>			
<i>Child Nutrition Cluster:</i>			
(D),(E) School Breakfast Program	10.553	2017	\$ 73,593
(C),(D) National School Lunch Program - Food Donation	10.555	2017	44,786
(D),(E) National School Lunch Program	10.555	2017	212,340
<b>Total National School Lunch Program</b>			<u>257,126</u>
<b>Total U.S. Department of Agriculture and Child Nutrition Cluster</b>			<u>330,719</u>
<b>U.S. DEPARTMENT OF EDUCATION PASSED THROUGH THE OHIO DEPARTMENT OF EDUCATION</b>			
Title I Grants to Local Educational Agencies	84.010	2016	22,207
Title I Grants to Local Educational Agencies	84.010	2017	136,953
<b>Total Title I Grants to Local Educational Agencies</b>			<u>159,160</u>
<i>Special Education Grant Cluster:</i>			
Special Education Grants to States	84.027	2017	324,511
<b>Total Special Education Grant Cluster</b>			<u>324,511</u>
Improving Teacher Quality State Grants	84.367	2017	46,631
<b>Total U.S. Department of Education</b>			<u>530,302</u>
<b>Total Federal Financial Assistance</b>			<u>\$ 861,021</u>

**NOTES TO THE SCHEDULE OF EXPENDITURES OF FEDERAL AWARDS:**

- (A) OAKS did not assign pass through numbers for fiscal year 2017.
- (B) This schedule includes the federal award activity of the Firelands Local School District under programs of the federal government for the fiscal year ended June 30, 2017 and is prepared in accordance with the cash basis of accounting. The information on this schedule is prepared in accordance with the requirements of Title 2 U.S. Code of Federal Regulations Part 200, *Uniform Administrative Requirements, Cost Principles, and Audit Requirements for Federal Awards* (Uniform Guidance). Because the schedule presents only a selected portion of the operations of the Firelands Local School District, it is not intended to and does not present the financial position, changes in net position, or cash flows of the Firelands Local School District.
- (C) The Food Donation Program is a non-cash, in kind, federal grant. Commodities are valued at entitlement value.
- (D) Included as part of "Child Nutrition Cluster" in determining major programs.
- (E) Commingled with state and local revenue from sales of lunches; assumed expenditures were made on a first-in, first-out basis.
- (F) CFR 200.414 allows a non-federal entity that has never received a negotiated indirect cost rate to charge a de minimis rate of 10% of modified total direct costs to indirect costs. Firelands Local School District has not elected to use the 10% de minimis indirect cost rate.

**This page intentionally left blank.**



**Julian & Grube, Inc.**  
*Serving Ohio Local Governments*

333 County Line Rd. West, Westerville, OH 43082 Phone: 614.846.1899 Fax: 614.846.2799

**Independent Auditor's Report on Internal Control Over Financial Reporting and on  
Compliance and Other Matters Required by *Government Auditing Standards***

Firelands Local School District  
Lorain County  
112 North Lake Street  
South Amherst, Ohio 44001-2824

To the Board of Education:

We have audited, in accordance with auditing standards generally accepted in the United States and the Comptroller General of the United States' *Government Auditing Standards*, the financial statements of the governmental activities, the major fund, and the aggregate remaining fund information of the Firelands Local School District, Lorain County, Ohio, as of and for the fiscal year ended June 30, 2017, and the related notes to the financial statements, which collectively comprise the Firelands Local School District's basic financial statements and have issued our report thereon dated December 14, 2017.

***Internal Control Over Financial Reporting***

As part of our financial statement audit, we considered the Firelands Local School District's internal control over financial reporting (internal control) to determine the audit procedures appropriate in the circumstances to the extent necessary to support our opinions on the financial statements, but not to the extent necessary to opine on the effectiveness of the Firelands Local School District's internal control. Accordingly, we have not opined on it.

A *deficiency in internal control* exists when the design or operation of a control does not allow management or employees, when performing their assigned functions, to prevent, or detect and timely correct misstatements. A *material weakness* is a deficiency, or combination of internal control deficiencies resulting in a reasonable possibility that internal control will not prevent or detect and timely correct a material misstatement of the Firelands Local School District's financial statements. A *significant deficiency* is a deficiency, or a combination of deficiencies, in internal control that is less severe than a material weakness, yet important enough to merit attention by those charged with governance.

Our consideration of internal control was for the limited purpose described in the first paragraph of this section and was not designed to identify all internal control deficiencies that might be material weaknesses or significant deficiencies. Given these limitations, we did not identify any deficiencies in internal control that we consider material weaknesses. However, unidentified material weaknesses may exist.

Board of Education  
Firelands Local School District

***Compliance and Other Matters***

As part of reasonably assuring whether the Firelands Local School District's financial statements are free of material misstatement, we tested its compliance with certain provisions of laws, regulations, contracts, and grant agreements, noncompliance with which could directly and materially affect the determination of financial statement amounts. However, opining on compliance with those provisions was not an objective of our audit and accordingly, we do not express an opinion. The results of our tests disclosed no instances of noncompliance or other matters we must report under *Government Auditing Standards*.

***Purpose of this Report***

This report only describes the scope of our internal control and compliance testing and our testing results, and does not opine on the effectiveness of the Firelands Local School District's internal control or on compliance. This report is an integral part of an audit performed under *Government Auditing Standards* in considering the Firelands Local School District's internal control and compliance. Accordingly, this report is not suitable for any other purpose.

A handwritten signature in cursive script that reads "Julian & Grube, Inc.".

Julian & Grube, Inc.  
December 14, 2017



## **Julian & Grube, Inc.**

*Serving Ohio Local Governments*

333 County Line Rd. West, Westerville, OH 43082 Phone: 614.846.1899 Fax: 614.846.2799

### **Independent Auditor's Report on Compliance With Requirements Applicable to the Major Federal Program and on Internal Control Over Compliance Required by the Uniform Guidance**

Firelands Local School District  
Lorain County  
112 North Lake Street  
South Amherst, Ohio 44001-2824

To the Board of Education:

#### ***Report on Compliance for the Major Federal Program***

We have audited the Firelands Local School District's compliance with the applicable requirements described in the U.S. Office of Management and Budget (OMB) *Compliance Supplement* that could directly and materially affect the Firelands Local School District's major federal program for the fiscal year ended June 30, 2017. The *Summary of Auditor's Results* in the accompanying schedule of findings identifies the Firelands Local School District's major federal program.

#### ***Management's Responsibility***

The Firelands Local School District's Management is responsible for complying with federal statutes, regulations, and the terms and conditions of its federal awards applicable to its federal programs.

#### ***Auditor's Responsibility***

Our responsibility is to opine on the Firelands Local School District's compliance of the Firelands Local School District's major federal program based on our audit of the applicable compliance requirements referred to above. Our compliance audit followed auditing standards generally accepted in the United States of America; the standards for financial audits included in the Comptroller General of the United States' *Government Auditing Standards*; and the audit requirements of Title 2 U.S. *Code of Federal Regulations* Part 200, *Uniform Administrative Requirements, Cost Principles, and Audit Requirements for Federal Awards* (Uniform Guidance). These standards and the Uniform Guidance require us to plan and perform the audit to reasonably assure whether noncompliance with the applicable compliance requirements referred to above that could directly and materially affect a major federal program occurred. An audit includes examining, on a test basis, evidence about the Firelands Local School District's compliance with those requirements and performing such other procedures as we considered necessary in the circumstances.

We believe our audit provides a reasonable basis for our compliance opinion of the Firelands Local School District's major program. However, our audit does not provide a legal determination of the Firelands Local School District's compliance.

#### ***Opinion on the Major Federal Program***

In our opinion, the Firelands Local School District complied, in all material respects with the compliance requirements referred to above that could directly and materially affect its major federal program for the fiscal year ended June 30, 2017.

Board of Education  
Firelands Local School District

***Report on Internal Control Over Compliance***

The Firelands Local School District's management is responsible for establishing and maintaining effective internal control over compliance with the applicable compliance requirements referred to above. In planning and performing our compliance audit, we considered the Firelands Local School District's internal control over compliance with the applicable requirements that could directly and materially affect a major federal program, to determine our auditing procedures appropriate for opining on each major federal program's compliance and to test and report on internal control over compliance in accordance with the Uniform Guidance, but not to the extent needed to opine on the effectiveness of internal control over compliance. Accordingly, we have not opined on the effectiveness of the Firelands Local School District's internal control over compliance.

*A deficiency in internal control over compliance* exists when the design or operation of a control over compliance does not allow management or employees, when performing their assigned functions, to prevent, or to timely detect and correct, noncompliance with a federal program's applicable compliance requirement. *A material weakness in internal control over compliance* is a deficiency, or combination of deficiencies, in internal control over compliance, such that there is a reasonable possibility that material noncompliance with a federal program compliance requirement will not be prevented, or timely detected and corrected. *A significant deficiency in internal control over compliance* is a deficiency, or a combination of deficiencies, in internal control over compliance with federal program's applicable compliance requirement that is less severe than a material weakness in internal control over compliance, yet important enough to merit attention by those charged with governance.

Our consideration of internal control over compliance was for the limited purpose described in the first paragraph of this section and would not necessarily identify all deficiencies in internal control over compliance that might be material weaknesses or significant deficiencies. We did not identify any deficiencies in internal control over compliance that we consider to be material weaknesses. However, material weaknesses may exist that have not been identified.

This report only describes the scope of our internal control over compliance tests and the results of this testing based on Uniform Guidance requirements. Accordingly, this report is not suitable for any other purpose.



Julian & Grube, Inc.  
December 14, 2017



**FIRELANDS LOCAL SCHOOL DISTRICT  
LORAIN COUNTY, OHIO**

**SCHEDULE OF FINDINGS  
UNIFORM GUIDANCE 2 CFR § 200.515  
JUNE 30, 2017**

<b>1. SUMMARY OF AUDITOR'S RESULTS</b>		
<i>(d)(1)(i)</i>	<i>Type of Financial Statement Opinion</i>	Unmodified
<i>(d)(1)(ii)</i>	<i>Were there any material control weaknesses reported at the financial statement level (GAGAS)?</i>	No
<i>(d)(1)(ii)</i>	<i>Were there any significant deficiencies in internal control reported at the financial statement level (GAGAS)?</i>	No
<i>(d)(1)(iii)</i>	<i>Was there any reported material noncompliance at the financial statement level (GAGAS)?</i>	No
<i>(d)(1)(iv)</i>	<i>Were there any material internal control weaknesses reported for major federal programs?</i>	No
<i>(d)(1)(iv)</i>	<i>Were there any significant deficiencies in internal control reported for major federal programs?</i>	No
<i>(d)(1)(v)</i>	<i>Type of Major Programs' Compliance Opinion</i>	Unmodified
<i>(d)(1)(vi)</i>	<i>Are there any reportable findings under 2 CFR §200.516(a)?</i>	No
<i>(d)(1)(vii)</i>	<i>Major Program (listed):</i>	Child Nutrition Cluster
<i>(d)(1)(viii)</i>	<i>Dollar Threshold: Type A/B Programs</i>	Type A: >\$750,000 Type B: all others
<i>(d)(1)(ix)</i>	<i>Low Risk Auditee under 2 CFR § 200.520?</i>	Yes

<b>2. FINDING RELATED TO THE BASIC FINANCIAL STATEMENTS REQUIRED TO BE REPORTED IN ACCORDANCE WITH GAGAS</b>
--

None

<b>3. FINDINGS AND QUESTIONED COSTS FOR FEDERAL AWARDS</b>
--

None

**This page intentionally left blank.**



# Dave Yost • Auditor of State

**FIRELANDS LOCAL SCHOOL DISTRICT**

**LORAIN COUNTY**

**CLERK'S CERTIFICATION**

**This is a true and correct copy of the report which is required to be filed in the Office of the Auditor of State pursuant to Section 117.26, Revised Code, and which is filed in Columbus, Ohio.**

*Susan Babbitt*

**CLERK OF THE BUREAU**

**CERTIFIED  
MARCH 22, 2018**