



Dave Yost • Auditor of State

**DELAWARE AREA CAREER CENTER
DELAWARE COUNTY
JUNE 30, 2018**

TABLE OF CONTENTS

TITLE	PAGE
Independent Auditor's Report	1
Prepared by Management:	
Management's Discussion and Analysis	3
Basic Financial Statements:	
Government-wide Financial Statements:	
Statement of Net Position	19
Statement of Activities.....	20
Fund Financial Statements:	
Balance Sheet – Governmental Funds	21
Reconciliation of Total Governmental Fund Balances to Net Position of Governmental Activities	22
Statement of Revenues, Expenditures and Changes in Fund Balance – Governmental Funds.....	23
Reconciliation of the Statement of Revenues, Expenditures and Changes in Fund Balances of Governmental Funds to the Statement of Activities.....	24
Statement of Revenues, Expenditures and Changes in Fund Balance – Budget and Actual (Non-GAAP Budgetary Basis) – General Fund	25
Statement of Fund Net Position – Proprietary Fund	26
Statement of Revenues, Expenses and Changes in Fund Net Position – Proprietary Fund.....	27
Statement of Cash Flows – Proprietary Fund	28
Statement of Fiduciary Net Position – Fiduciary Funds	29
Statement of Changes in Fiduciary Net Position – Fiduciary Funds.....	30
Notes to the Basic Financial Statements	31
Required Supplementary Information:	
Schedule of the Career Center's Proportionate Share of the Net Pension Liability	
School Employees Retirement System (SERS) of Ohio.....	80
State Teachers Retirement System (STRS) of Ohio	81
Schedule of Career Center Pension Contributions	
School Employees Retirement System (SERS) of Ohio.....	82
State Teachers Retirement System (STRS) of Ohio	84
Schedule of the Career Center's Proportionate Share of the Net OPEB Liability	
School Employees Retirement System (SERS) of Ohio.....	86
State Teachers Retirement System (STRS) of Ohio	87
Schedule of Career Center OPEB Contributions	
School Employees Retirement System (SERS) of Ohio.....	88
State Teachers Retirement System (STRS) of Ohio	90
Notes to Required Supplementary Information	92
Independent Auditor's Report on Internal Control Over Financial Reporting and on Compliance and Other Matters Required by <i>Government Auditing Standards</i>	95

THIS PAGE INTENTIONALLY LEFT BLANK



Dave Yost • Auditor of State

INDEPENDENT AUDITOR'S REPORT

Delaware Area Career Center
Delaware County
4565 Columbus Pike
Delaware, Ohio 43015

To the Board of Education:

Report on the Financial Statements

We have audited the accompanying financial statements of the governmental activities, each major fund, and the aggregate remaining fund information of the Delaware Area Career Center, Delaware County, Ohio (the Career Center), as of and for the year ended June 30, 2018, and the related notes to the financial statements, which collectively comprise the Career Center's basic financial statements as listed in the table of contents.

Management's Responsibility for the Financial Statements

Management is responsible for preparing and fairly presenting these financial statements in accordance with accounting principles generally accepted in the United States of America; this includes designing, implementing, and maintaining internal control relevant to preparing and fairly presenting financial statements that are free from material misstatement, whether due to fraud or error.

Auditor's Responsibility

Our responsibility is to opine on these financial statements based on our audit. We audited in accordance with auditing standards generally accepted in the United States of America and the financial audit standards in the Comptroller General of the United States' *Government Auditing Standards*. Those standards require us to plan and perform the audit to reasonably assure the financial statements are free from material misstatement.

An audit requires obtaining evidence about financial statement amounts and disclosures. The procedures selected depend on our judgment, including assessing the risks of material financial statement misstatement, whether due to fraud or error. In assessing those risks, we consider internal control relevant to the Career Center's preparation and fair presentation of the financial statements in order to design audit procedures that are appropriate in the circumstances, but not to the extent needed to opine on the effectiveness of the Career Center's internal control. Accordingly, we express no such opinion. An audit also includes evaluating the appropriateness of management's accounting policies and the reasonableness of their significant accounting estimates, as well as our evaluation of the overall financial statement presentation.

We believe the audit evidence we obtained is sufficient and appropriate to support our audit opinions.

Opinion

In our opinion, the financial statements referred to above present fairly, in all material respects, the respective financial position of the governmental activities, each major fund, and the aggregate remaining fund information of the Delaware Area Career Center, Delaware County, Ohio, as of June 30, 2018, and the respective changes in financial position and, where applicable, cash flows thereof and the budgetary comparison for the General fund thereof for the year then ended in accordance with the accounting principles generally accepted in the United States of America.

Emphasis of Matter

As discussed in Note 13 to the financial statements, during 2018, the Career Center adopted new accounting guidance in Governmental Accounting Standards Board (GASB) Statement No. 75, *Accounting and Financial Reporting for Postemployment Benefits Other Than Pensions*. We did not modify our opinion regarding this matter.

Other Matters

Required Supplementary Information

Accounting principles generally accepted in the United States of America require this presentation to include *management's discussion and analysis*, schedules of net pension liabilities and pension contributions, and schedules of net other postemployment benefit liabilities and postemployment benefit contributions listed in the table of contents, to supplement the basic financial statements. Although this information is not part of the basic financial statements, the Governmental Accounting Standards Board considers it essential for placing the basic financial statements in an appropriate operational, economic, or historical context. We applied certain limited procedures to the required supplementary information in accordance with auditing standards generally accepted in the United States of America, consisting of inquiries of management about the methods of preparing the information and comparing the information for consistency with management's responses to our inquiries, to the basic financial statements, and other knowledge we obtained during our audit of the basic financial statements. We do not opine or provide any assurance on the information because the limited procedures do not provide us with sufficient evidence to opine or provide any other assurance.

Other Reporting Required by Government Auditing Standards

In accordance with *Government Auditing Standards*, we have also issued our report dated December 13, 2018, on our consideration of the Career Center's internal control over financial reporting and our tests of its compliance with certain provisions of laws, regulations, contracts and grant agreements and other matters. That report describes the scope of our internal control testing over financial reporting and compliance, and the results of that testing, and does not opine on internal control over financial reporting or on compliance. That report is an integral part of an audit performed in accordance with *Government Auditing Standards* in considering the Career Center's internal control over financial reporting and compliance.



Dave Yost
Auditor of State
Columbus, Ohio

December 13, 2018

**DELAWARE AREA CAREER CENTER
DELAWARE COUNTY, OHIO**

**MANAGEMENT'S DISCUSSION AND ANALYSIS
FOR THE FISCAL YEAR ENDED JUNE 30, 2018**

The management's discussion and analysis of the Delaware Area Career Center's (the "Career Center") financial performance provides an overall review of the Career Center's financial activities for the fiscal year ended June 30, 2018. The intent of this discussion and analysis is to look at the Career Center's financial performance as a whole; readers should also review the basic financial statements and the notes to the basic financial statements to enhance their understanding of the Career Center's financial performance.

Financial Highlights

Key financial highlights for fiscal year 2018 are as follows:

- The Career Center's net position of governmental activities increased \$11,500,589 which represents an 32.15% increase from 2017 as restated.
- Governmental activities' general revenues accounted for \$16,292,057 in revenue or 80.75% of total revenues. Program specific revenues in the form of charges for services and sales, grants and contributions accounted for \$3,883,309 in revenue or 19.25% of total revenues of \$20,175,366.
- The Career Center had \$8,674,777 in expenses related to governmental activities; only \$3,883,309 of these expenses were offset by program specific charges for services, grants or contributions. General revenues supporting governmental activities (primarily taxes and unrestricted grants and entitlements) of \$16,292,057 were adequate to provide for these programs.
- The Career Center's major governmental funds are the general fund, the permanent improvement fund, and the building fund. The general fund had \$17,331,808 in revenues and \$28,809,345 in expenditures and other financing uses. The general fund's fund balance decreased \$11,477,537 from \$18,843,280 to \$7,365,743.
- The permanent improvement fund had \$17,333,268 in revenues and other financing sources and \$21,504,483 in expenditures. The permanent improvement fund's fund balance decreased \$4,171,215 from \$10,992,520 to \$6,821,305.
- The building fund had \$6,087,691 in revenues and other financing sources and \$2,854,022 in expenditures. The building fund's fund balance increased \$3,233,669 from \$0 to \$3,233,669.

Using the Basic Financial Statements (BFS)

This annual report consists of a series of financial statements and notes to those statements. These statements are organized so the reader can understand the Career Center as a financial whole, an entire operating entity. The statements then proceed to provide an increasingly detailed look at specific financial activities.

The statement of net position and statement of activities provide information about the activities of the whole Career Center, presenting both an aggregate view of the Career Center's finances and a longer-term view of those finances. Fund financial statements provide the next level of detail. For governmental funds, these statements tell how services were financed in the short-term as well as what remains for future spending. The fund financial statements also look at the Career Center's most significant funds with all other nonmajor funds presented in total in one column. In the case of the Career Center, the general fund, the permanent improvement fund, and the building fund are by far the most significant funds, and the only governmental funds reported as major funds.

**DELAWARE AREA CAREER CENTER
DELAWARE COUNTY, OHIO**

MANAGEMENT'S DISCUSSION AND ANALYSIS
FOR THE FISCAL YEAR ENDED JUNE 30, 2018
(SEE ACCOUNTANT'S COMPILATION REPORT)

Reporting the Career Center as a Whole

Statement of Net Position and the Statement of Activities

While this document contains the large number of funds used by the Career Center to provide programs and activities, the view of the Career Center as a whole looks at all financial transactions and asks the question, "How did the Career Center do financially during fiscal year 2018?" The statement of net position and the statement of activities answer this question. These statements include all assets, deferred outflows of resources, liabilities, deferred inflows of resources, revenues and expenses using the accrual basis of accounting similar to the accounting used by most private-sector companies. This basis of accounting will take into account all of the current year's revenues and expenses regardless of when cash is received or paid.

These two statements report the Career Center's net position and changes in net position. This change in net position is important because it tells the reader that, for the Career Center as a whole, the financial position of the Career Center has improved or diminished. The causes of this change may be the result of many factors, some financial, some not. Non-financial factors include the Career Center's property tax base, current property tax laws in Ohio restricting revenue growth, facility conditions, required educational programs and other factors.

In the statement of net position and the statement of activities, the governmental activities include the Career Center's programs and services, including instruction, support services, operations and maintenance, pupil transportation, extracurricular activities, and food service operations.

The Career Center's statement of net position and statement of activities can be found on pages 19 and 20 of this report.

Reporting the Career Center's Most Significant Funds

Fund Financial Statements

The analysis of the Career Center's major governmental funds begins on page 12. Fund financial reports provide detailed information about the Career Center's major funds. The Career Center uses many funds to account for a multitude of financial transactions. However, these fund financial statements focus on the Career Center's most significant funds. The Career Center's major governmental funds are the general fund, the permanent improvement fund, and the building fund.

Governmental Funds

Most of the Career Center's activities are reported in governmental funds, which focus on how money flows into and out of those funds and the balances left at year end available for spending in future periods. These funds are reported using an accounting method called modified accrual accounting, which measures cash and all other financial assets that can readily be converted to cash. The governmental fund financial statements provide a detailed short-term view of the Career Center's general government operations and the basic services it provides. Governmental fund information helps you determine whether there are more or fewer financial resources that can be spent in the near future to finance educational programs. The relationship (or differences) between governmental activities (reported in the statement of net position and the statement of activities) and governmental funds is reconciled in the basic financial statements. The basic governmental fund financial statements can be found on pages 21-25 of this report.

**DELAWARE AREA CAREER CENTER
DELAWARE COUNTY, OHIO**

MANAGEMENT'S DISCUSSION AND ANALYSIS
FOR THE FISCAL YEAR ENDED JUNE 30, 2018
(SEE ACCOUNTANT'S COMPILATION REPORT)

Proprietary Funds

The Career Center maintains only one type of proprietary fund. The internal service fund is an accounting device used to accumulate and allocate costs internally among the Career Center's various functions. The Career Center has an internal service fund to account for a self-insurance program which provides health benefits to employees. The basic proprietary fund financial statements can be found on pages 26-28 of this report.

Reporting the Career Center's Fiduciary Responsibilities

The Career Center is the trustee, or fiduciary, for its scholarship programs. This activity is presented as a private-purpose trust fund. The Career Center also acts in a trustee capacity as an agent for individuals, private organizations, other governmental units, and/or other funds. These activities are reported in agency funds. All of the Career Center's fiduciary activities are reported in separate statements of fiduciary net position and changes in fiduciary net position on pages 29 and 30. These activities are excluded from the Career Center's other financial statements because the assets cannot be utilized by the Career Center to finance its operations.

Notes to the Basic Financial Statements

The notes provide additional information that is essential to a full understanding of the data provided in the government-wide and fund financial statements. These notes to the basic financial statements can be found on pages 31-77 of this report.

Required Supplementary Information

In addition to the basic financial statements and accompanying notes, this report also presents certain required supplementary information concerning the Career Center's net pension liability and net OPEB liability. The required supplementary information can be found on pages 80-93 of this report.

THIS SPACE INTENTIONALLY LEFT BLANK

**DELAWARE AREA CAREER CENTER
DELAWARE COUNTY, OHIO**

MANAGEMENT'S DISCUSSION AND ANALYSIS
FOR THE FISCAL YEAR ENDED JUNE 30, 2018
(SEE ACCOUNTANT'S COMPILATION REPORT)

The Career Center as a Whole

The statement of net position provides the perspective of the Career Center as a whole. The table below provides a summary of the Career Center's net position for June 30, 2018 and June 30, 2017. The net position at June 30, 2017 has been restated as described in Note 3.A.

	Net Position	
	Governmental Activities 2018	Restated Governmental Activities 2017
	<u>2018</u>	<u>2017</u>
<u>Assets</u>		
Current and other assets	\$ 36,981,573	\$ 41,155,502
Capital assets, net	<u>52,948,648</u>	<u>29,502,137</u>
Total assets	<u>89,930,221</u>	<u>70,657,639</u>
<u>Deferred Outflows of Resources</u>		
Pensions	5,418,764	4,317,910
OPEB	<u>247,081</u>	<u>8,766</u>
Total deferred outflows of resources	<u>5,665,845</u>	<u>4,326,676</u>
<u>Liabilities</u>		
Current liabilities	8,742,212	4,211,347
Long-term liabilities:		
Due within one year	3,120,189	125,300
Due in more than one year:		
Net pension liability	17,065,208	22,472,259
Net OPEB liability	4,030,921	4,788,492
Other amounts	<u>4,066,190</u>	<u>865,084</u>
Total liabilities	<u>37,024,720</u>	<u>32,462,482</u>
<u>Deferred Inflows of Resources</u>		
Property taxes levied for next fiscal year	9,445,232	5,658,637
Pensions	1,363,621	1,087,479
OPEB	<u>486,187</u>	<u>-</u>
Total deferred inflows of resources	<u>11,295,040</u>	<u>6,746,116</u>
<u>Net Position</u>		
Net investment in capital assets	43,196,210	26,441,989
Restricted	1,953,899	3,448,416
Unrestricted	<u>2,126,197</u>	<u>5,885,312</u>
Total net position	<u>\$ 47,276,306</u>	<u>\$ 35,775,717</u>

**DELAWARE AREA CAREER CENTER
DELAWARE COUNTY, OHIO**

MANAGEMENT'S DISCUSSION AND ANALYSIS
FOR THE FISCAL YEAR ENDED JUNE 30, 2018
(SEE ACCOUNTANT'S COMPILATION REPORT)

The net pension liability (NPL) is the largest single liability reported by the Career Center at June 30, 2018 and is reported pursuant to GASB Statement 68, "Accounting and Financial Reporting for Pensions—an Amendment of GASB Statement 27." For fiscal year 2018, the Career Center adopted GASB Statement 75, "Accounting and Financial Reporting for Postemployment Benefits Other Than Pensions," which significantly revises accounting for costs and liabilities related to other postemployment benefits (OPEB). For reasons discussed below, many end users of this financial statement will gain a clearer understanding of the Career Center's actual financial condition by adding deferred inflows related to pension and OPEB, the net pension liability and the net OPEB liability to the reported net position and subtracting deferred outflows related to pension and OPEB.

Governmental Accounting Standards Board standards are national and apply to all government financial reports prepared in accordance with generally accepted accounting principles. Prior accounting for pensions (GASB 27) and postemployment benefits (GASB 45) focused on a funding approach. This approach limited pension and OPEB costs to contributions annually required by law, which may or may not be sufficient to fully fund each plan's *net pension liability* or *net OPEB liability*. GASB 68 and GASB 75 take an earnings approach to pension and OPEB accounting; however, the nature of Ohio's statewide pension/OPEB plans and state law governing those systems requires additional explanation in order to properly understand the information presented in these statements.

GASB 68 and GASB 75 require the net pension liability and the net OPEB liability to equal the Career Center's proportionate share of each plan's collective:

1. Present value of estimated future pension/OPEB benefits attributable to active and inactive employees' past service.
2. Minus plan assets available to pay these benefits.

GASB notes that pension and OPEB obligations, whether funded or unfunded, are part of the "employment exchange"—that is, the employee is trading his or her labor in exchange for wages, benefits, and the promise of a future pension and other postemployment benefits. GASB noted that the unfunded portion of this promise is a present obligation of the government, part of a bargained-for benefit to the employee, and should accordingly be reported by the government as a liability since they received the benefit of the exchange. However, the Career Center is not responsible for certain key factors affecting the balance of these liabilities. In Ohio, the employee shares the obligation of funding pension benefits with the employer. Both employer and employee contribution rates are capped by State statute. A change in these caps requires action of both Houses of the General Assembly and approval of the Governor. Benefit provisions are also determined by State statute. The Ohio revised Code permits, but does not require the retirement systems to provide healthcare to eligible benefit recipients. The retirement systems may allocate a portion of the employer contributions to provide for these OPEB benefits.

The employee enters the employment exchange with the knowledge that the employer's promise is limited not by contract but by law. The employer enters the exchange also knowing that there is a specific, legal limit to its contribution to the retirement system. In Ohio, there is no legal means to enforce the unfunded liability of the pension/OPEB plan *as against the public employer*. State law operates to mitigate/lessen the moral obligation of the public employer to the employee, because all parties enter the employment exchange with notice as to the law. The retirement system is responsible for the administration of the pension and OPEB plans.

**DELAWARE AREA CAREER CENTER
DELAWARE COUNTY, OHIO**

MANAGEMENT'S DISCUSSION AND ANALYSIS
FOR THE FISCAL YEAR ENDED JUNE 30, 2018
(SEE ACCOUNTANT'S COMPILATION REPORT)

Most long-term liabilities have set repayment schedules or, in the case of compensated absences (i.e. sick and vacation leave), are satisfied through paid time-off or termination payments. There is no repayment schedule for the net pension liability or the net OPEB liability. As explained above, changes in benefits, contribution rates, and return on investments affect the balance of these liabilities but are outside the control of the local government. In the event that contributions, investment returns, and other changes are insufficient to keep up with required payments, State statute does not assign/identify the responsible party for the unfunded portion. Due to the unique nature of how the net pension liability and the net OPEB liability are satisfied, these liabilities are separately identified within the long-term liability section of the statement of net position.

In accordance with GASB 68 and GASB 75, the Career Center's statements prepared on an accrual basis of accounting include an annual pension expense and an annual OPEB expense for their proportionate share of each plan's *change* in net pension liability and net OPEB liability, respectively, not accounted for as deferred inflows/outflows.

As a result of implementing GASB 75, the Career Center is reporting a net OPEB liability and deferred inflows/outflows of resources related to OPEB on the accrual basis of accounting. This implementation also had the effect of restating net position at June 30, 2017, from \$40,555,443 to \$35,775,717.

Over time, net position can serve as a useful indicator of a government's financial position. At June 30, 2018, the Career Center's assets and deferred outflows exceeded liabilities and deferred inflows of resources by \$47,276,306.

The Career Center's current and other assets decreased primarily due to the Career Center's equity in pooled cash and investments decreasing due to the Career Center paying for most of the campus consolidation project out of pocket.

Capital assets, net, increased as the Career Center continued the construction project to consolidate the two campuses into one campus. At fiscal year-end, capital assets represented 58.88% of total assets. Capital assets include land, construction in progress, land improvements, buildings and improvements, furniture and equipment, and vehicles. The Career Center's net investment in capital assets at June 30, 2018 was \$43,196,210. These capital assets are used to provide services to the students and are not available for future spending. Although the Career Center's investment in capital assets is reported net of related debt, it should be noted that the resources to repay the debt must be provided from other sources, since capital assets may not be used to liquidate these liabilities.

Current liabilities increased \$4,530,865 primarily due to contracts and retainage payable related to the consolidation construction project. In addition, on July 27, 2017, the Career Center agreed to sell the North Campus to Delaware County for \$1,770,000. As part of the agreement, the Career Center maintains ownership and can occupy the North Campus until the completion of the consolidation project. Delaware County agreed to pay \$500,000 of deposits in fiscal year 2018 and will pay the remaining balance at the time of closing. The deposits received in fiscal year 2018 are offset by a current liability.


A portion of the Career Center's net position, \$1,953,899, represents resources that are subject to external restriction on how they may be used. The remaining amount of the Career Center's net position is a balance of \$2,126,197.

The graph on the following page illustrates the Career Center's assets and deferred outflows of resources, liabilities and deferred inflows of resources, and net position at June 30, 2018 and June 30, 2017. The net position at June 30, 2017 has been restated as described in Note 3.A.

**DELAWARE AREA CAREER CENTER
DELAWARE COUNTY, OHIO**

MANAGEMENT'S DISCUSSION AND ANALYSIS
FOR THE FISCAL YEAR ENDED JUNE 30, 2018
(SEE ACCOUNTANT'S COMPILATION REPORT)

Governmental Activities



The table below shows the changes in net position for governmental activities for fiscal years 2018 and 2017. The net position at June 30, 2017 has been restated as described in Note 3.A.

Change in Net Position

	<u>Governmental Activities</u>	
	<u>2018</u>	<u>(Restated) 2017</u>
<u>Revenues</u>		
Program revenues:		
Charges for services and sales	\$ 2,858,757	\$ 2,973,379
Operating grants and contributions	1,024,552	1,594,234
General revenues:		
Property taxes	12,203,981	8,592,706
Grants and entitlements	3,599,760	3,416,520
Payment in lieu of taxes	8,624	9,898
Investment earnings	407,928	354,351
Increase (decrease) in fair value of investments	15,544	(93,552)
Miscellaneous	56,220	53,260
Total revenues	<u>20,175,366</u>	<u>16,900,796</u>

**DELAWARE AREA CAREER CENTER
DELAWARE COUNTY, OHIO**

MANAGEMENT'S DISCUSSION AND ANALYSIS
FOR THE FISCAL YEAR ENDED JUNE 30, 2018
(SEE ACCOUNTANT'S COMPILATION REPORT)

Expenses

Program expenses:		
Instruction:		
Regular	746,086	1,277,156
Special	106,504	280,990
Vocational	3,103,564	5,746,227
Adult/continuing	344,927	835,442
Other	2,270	1,109
Support services:		
Pupil	668,135	1,191,782
Instructional staff	592,590	1,369,111
Board of education	139,898	246,286
Administration	785,211	1,504,481
Fiscal	486,746	795,072
Operations and maintenance	1,100,537	1,692,140
Pupil transportation	30,834	30,806
Central	168,591	249,058
Operation of non-instructional services:		
Food service operations	219,771	296,960
Other non-instructional services	30,420	33,418
Extracurricular activities	53,575	63,479
Interest and fiscal charges	95,118	3,895
Total expenses	<u>8,674,777</u>	<u>15,617,412</u>
Change in net position	11,500,589	1,283,384
Net position at beginning of year (restated)	<u>35,775,717</u>	<u>N/A</u>
Net position at end of year	<u>\$ 47,276,306</u>	<u>\$ 35,775,717</u>

The information necessary to restate the 2017 beginning balances and the 2017 OPEB expense amounts for the effects of the initial implementation of GASB 75 is not available. Therefore, 2017 functional expenses still include OPEB expense of \$8,766 computed under GASB 45. GASB 45 required recognizing OPEB expense equal to the contractually required contributions to the plan. Under GASB 75, OPEB expense represents additional amounts earned, adjusted by deferred inflows/outflows. The contractually required contribution is no longer a component of OPEB expense. Under GASB 75, the 2018 statements report negative OPEB expense of \$487,777. Consequently, in order to compare 2018 total program expenses to 2017, the following adjustments are needed:

Total 2018 program expenses under GASB 75	\$ 8,674,777
Negative OPEB expense under GASB 75	487,777
2018 contractually required contributions	<u>21,922</u>
Adjusted 2018 program expenses	9,184,476
Total 2017 program expenses under GASB 45	<u>15,617,412</u>
Decrease in program expenses not related to OPEB	<u>\$ (6,432,936)</u>

Governmental Activities

Net position of the Career Center's governmental activities increased \$11,500,589. Total governmental expenses of \$8,674,777 were offset by program revenues of \$3,883,309 and general revenues of \$16,292,057. Program revenues supported 44.77% of the total governmental expenses.

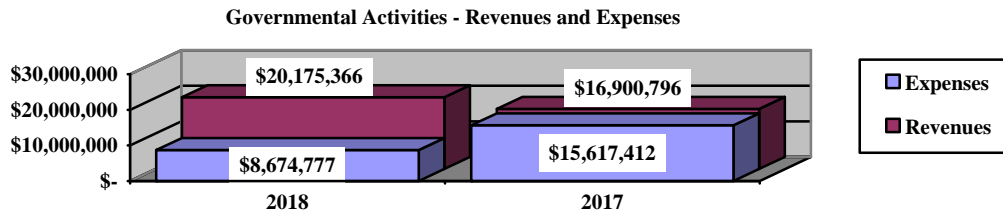
**DELAWARE AREA CAREER CENTER
DELAWARE COUNTY, OHIO**

MANAGEMENT'S DISCUSSION AND ANALYSIS
FOR THE FISCAL YEAR ENDED JUNE 30, 2018
(SEE ACCOUNTANT'S COMPILATION REPORT)

Expenses of the governmental activities decreased \$6,942,635 or 44.45%. This decrease is primarily the result of the State Teachers Retirement System (STRS) indefinitely suspending the Cost of Living Adjustment ("COLA") and the School Employee Retirement System (SERS) lowering the COLA from 3.00% to 2.50%. On an accrual basis, the Career Center reported (\$5,056,655) in pension expense and (\$487,777) in OPEB expense mainly due to these benefit changes.

The primary sources of revenue for governmental activities are derived from property taxes and grants and entitlements. These two revenue sources represent 78.33% of total governmental revenue. Real estate property is reappraised every six years. Property tax revenues increased \$3,611,275 due to the Career Center's ten-year combination levy (1.3 mill operating levy and a 0.4 mill permanent improvement levy) being reinstated by the State Tax Commissioner due to the passage of the levy in all five counties in November 2017. The amount of property taxes collected and available as advance for June 30, 2018, June 30, 2017 and June 30, 2016 were \$3,419,004, \$2,160,935, and \$3,204,242, respectively. Interest earnings increased \$53,577 due to better interest rates on Career Center investments. All other revenues remained comparable to the previous year.

The graph below presents the Career Center's governmental activities revenues and expenses for fiscal years 2018 and 2017.



**DELAWARE AREA CAREER CENTER
DELAWARE COUNTY, OHIO**

MANAGEMENT'S DISCUSSION AND ANALYSIS
FOR THE FISCAL YEAR ENDED JUNE 30, 2018
(SEE ACCOUNTANT'S COMPILATION REPORT)

The statement of activities shows the cost of program services and the charges for services and grants offsetting those services. The following table shows, for governmental activities, the total cost of services and the net cost of services for fiscal years 2018 and 2017. That is, it identifies the cost of these services supported by tax revenue, unrestricted State grants and entitlements, and other general revenues.

Governmental Activities

	Total Cost of Services <u>2018</u>	Net Cost of Services <u>2018</u>	Total Cost of Services <u>2017</u>	Net Cost of Services <u>2017</u>
Program expenses:				
Instruction:				
Regular	\$ 746,086	\$ 704,231	\$ 1,277,156	\$ 1,238,727
Special	106,504	106,504	280,990	280,990
Vocational	3,103,564	519,266	5,746,227	2,565,251
Adult/continuing	344,927	(341,639)	835,442	157,553
Other	2,270	2,270	1,109	1,109
Support services:				
Pupil	668,135	601,260	1,191,782	1,126,624
Instructional staff	592,590	355,823	1,369,111	1,049,963
Board of education	139,898	139,898	246,286	246,286
Administration	785,211	730,075	1,504,481	1,447,548
Fiscal	486,746	480,727	795,072	788,644
Operations and maintenance	1,100,537	1,066,057	1,692,140	1,641,954
Pupil transportation	30,834	30,834	30,806	30,806
Central	168,591	161,084	249,058	238,626
Operation of non-instructional services:				
Food service operations	219,771	56,389	296,960	136,686
Other non-instructional services	30,420	29,996	33,418	31,658
Extracurricular activities	53,575	53,575	63,479	63,479
Interest and fiscal charges	95,118	95,118	3,895	3,895
Total expenses	<u>\$ 8,674,777</u>	<u>\$ 4,791,468</u>	<u>\$ 15,617,412</u>	<u>\$ 11,049,799</u>

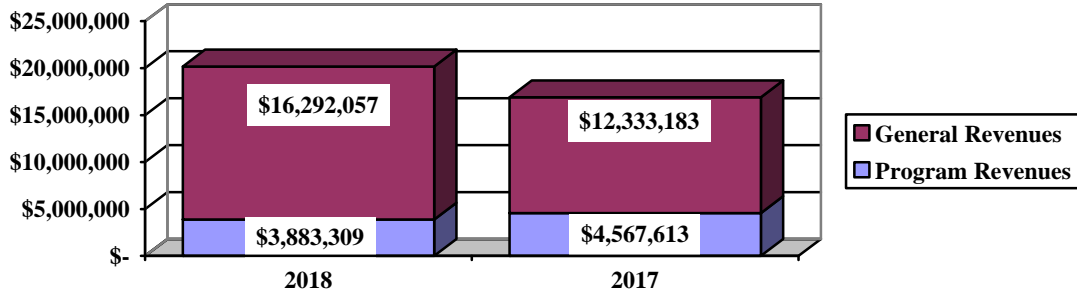
The dependence upon taxes and other general revenues for governmental activities is apparent, as 23.02% of fiscal year 2018 instruction activities are supported through taxes and other general revenues. For all governmental activities, general revenue support was 55.23% in fiscal year 2018. The Career Center's taxpayers and grants and entitlements received from the State of Ohio that are not restricted in use are by far the primary support for the Career Center's students.

**DELAWARE AREA CAREER CENTER
DELAWARE COUNTY, OHIO**

MANAGEMENT'S DISCUSSION AND ANALYSIS
FOR THE FISCAL YEAR ENDED JUNE 30, 2018
(SEE ACCOUNTANT'S COMPILATION REPORT)

The graph below presents the Career Center's governmental activities revenue for fiscal years 2018 and 2017.

Governmental Activities - General and Program Revenues



The Career Center's Funds

The Career Center's governmental funds reported a combined fund balance of \$17,743,719, which is less than last year's total balance of \$30,182,074. The table below indicates the fund balance and the total change in fund balance as of June 30, 2018 and June 30, 2017.

	Fund Balance June 30, 2018	Fund Balance June 30, 2017	Change
General	\$ 7,365,743	\$ 18,843,280	\$ (11,477,537)
Permanent Improvement	6,821,305	10,992,520	(4,171,215)
Building	3,233,669	-	3,233,669
Nonmajor Governmental	323,002	346,274	(23,272)
Total	\$ 17,743,719	\$ 30,182,074	\$ (12,438,355)

General Fund

The Career Center's general fund balance decreased \$11,477,537 in large part due to the general fund transferring \$16 million to the permanent improvement fund to continue the Career Center's construction project of combining the two campuses into one campus.

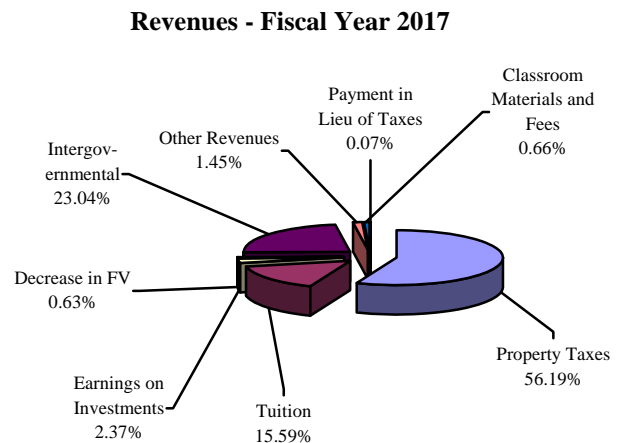
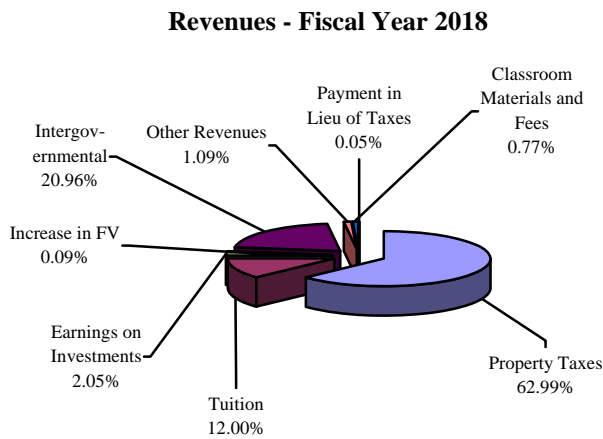
**DELAWARE AREA CAREER CENTER
DELAWARE COUNTY, OHIO**

MANAGEMENT'S DISCUSSION AND ANALYSIS
FOR THE FISCAL YEAR ENDED JUNE 30, 2018
(SEE ACCOUNTANT'S COMPILATION REPORT)

The table that follows assists in illustrating the revenues of the general fund.

	2018 <u>Amount</u>	2017 <u>Amount</u>	<u>Change</u>	<u>Percentage Change</u>
Revenues				
Property taxes	\$ 10,917,657	\$ 8,382,725	\$ 2,534,932	30.24 %
Payment in lieu of taxes	8,624	9,898	(1,274)	(12.87) %
Tuition	2,080,047	2,326,364	(246,317)	(10.59) %
Earnings on investments	355,930	353,448	2,482	0.70 %
Increase (decrease) in fair value of investments	15,544	(93,552)	109,096	(116.62) %
Classroom materials and fees	132,592	98,359	34,233	34.80 %
Intergovernmental	3,632,211	3,437,075	195,136	5.68 %
Other revenues	189,203	216,390	(27,187)	(12.56) %
Total	<u>\$ 17,331,808</u>	<u>\$ 14,730,707</u>	<u>\$ 2,601,101</u>	17.66 %

Overall revenues of the general fund increased \$2,601,101 or 17.66%. On a GAAP basis, property tax revenues increased \$2,534,932 due to the Career Center's ten-year combination levy (1.3 mill operating levy) being reinstated by the State Tax Commissioner due to the passage of the combination levy in all five counties in November 2017. Tuition revenue decreased \$246,317 or 10.59% primarily due to a decrease in open enrollment for fiscal year 2018. Classroom materials and supplies increased as a result of increased student participation in the Career Center's programs. Other revenues decreased mainly due to a decrease in contract services. All other revenue classifications of the Career Center remained comparable to the prior fiscal year.



**DELAWARE AREA CAREER CENTER
DELAWARE COUNTY, OHIO**

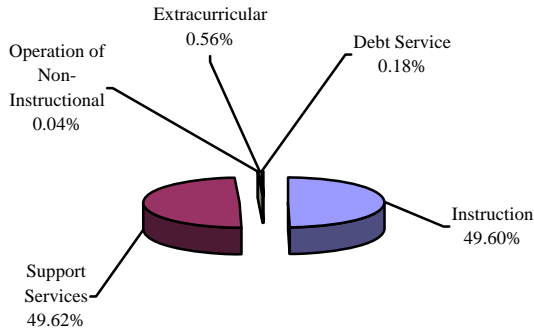
MANAGEMENT'S DISCUSSION AND ANALYSIS
FOR THE FISCAL YEAR ENDED JUNE 30, 2018
(SEE ACCOUNTANT'S COMPILATION REPORT)

The table that follows assists in illustrating the expenditures of the general fund.

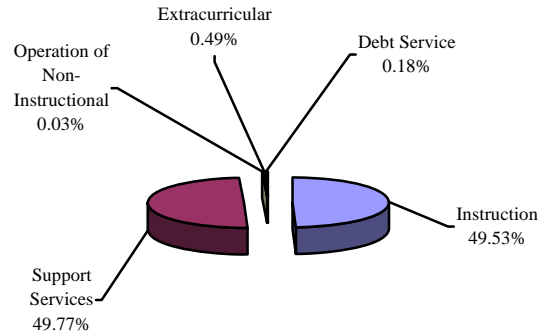
<u>Expenditures</u>	<u>2018 Amount</u>	<u>2017 Amount</u>	<u>Change</u>	<u>Percentage Change</u>
Instruction	\$ 6,293,104	\$ 6,333,814	\$ (40,710)	(0.64) %
Support services	6,295,295	6,364,415	(69,120)	(1.09) %
Operation of non-instructional services	5,397	4,321	1,076	24.90 %
Extracurricular activities	71,365	62,587	8,778	14.03 %
Debt service	<u>22,992</u>	<u>22,992</u>	-	-
Total	<u>\$ 12,688,153</u>	<u>\$ 12,788,129</u>	<u>\$ (99,976)</u>	(0.78) %

Overall expenditures of the general fund decreased \$99,976 or 0.78%. Operation of non-instructional services increased due to an increase in costs associated with hosting a luncheon and tour. Extracurricular activities increased due to increased student participation. All expenditure classifications of the Career Center remained comparable to the prior fiscal year.

Expenditures - Fiscal Year 2018



Expenditures - Fiscal Year 2017



Permanent Improvement Fund

The permanent improvement fund had \$17,333,268 in revenues and other financing sources and \$21,504,483 in expenditures. The permanent improvement fund's fund balance decreased \$4,171,215 from \$10,992,520 to \$6,821,305. This decrease in fund balance is primarily attributable to \$20,502,106 in facilities acquisition and construction costs for the construction project of combining the two campuses into one. The permanent improvement fund reports a liability of \$500,000 of deposits received in fiscal year 2018 from Delaware County related to the sale of the North Campus facility. The sale of this property is expected to be completed in fiscal year 2019.

Building Fund

The building fund had \$6,087,691 in revenues and other financing sources and \$2,854,022 in expenditures. The building fund's fund balance increased \$3,233,669 from \$0 to \$3,233,669.

**DELAWARE AREA CAREER CENTER
DELAWARE COUNTY, OHIO**

MANAGEMENT'S DISCUSSION AND ANALYSIS
FOR THE FISCAL YEAR ENDED JUNE 30, 2018
(SEE ACCOUNTANT'S COMPILATION REPORT)

General Fund Budgeting Highlights

The Career Center's budget is prepared according to Ohio law and is based on accounting for certain transactions on a basis of cash receipts, disbursements and encumbrances. The Career Center uses site-based budgeting, and the budgeting systems are designed to tightly control total site budgets while still providing flexibility for site management. The most significant budgeted fund is the general fund.

For the general fund, final budgeted revenues and other financing sources were \$14,460,829, which was \$355,000 more than original budget estimates of \$14,105,829. Actual revenues and other financing sources of \$16,365,627 were \$1,904,798 more than final budgeted revenues and other financing sources. This increase is due to the reinstatement of the Career Center's ten-year combination levy (1.3 mill operating levy) which was passed by all five counties in November 2017.

General fund original appropriations (expenditures and other financing uses) of \$14,400,776 were \$15,570,113 less than final budget estimates of \$29,970,889. The actual budget basis expenditures and other financing uses for fiscal year 2018 totaled \$29,046,512, which was \$924,377 less than the final budget estimates. The primary reason for the variance between the final and actual expenditures was in the area of vocational instruction expense.

Capital Assets and Debt Administration

Capital Assets

At the end of fiscal year 2018, the Career Center had \$52,948,648 invested in land, construction in progress, land improvements, buildings and improvements, furniture and equipment, and vehicles. The total amount was reported in governmental activities. The following table shows June 30, 2018 balances compared to June 30, 2017.

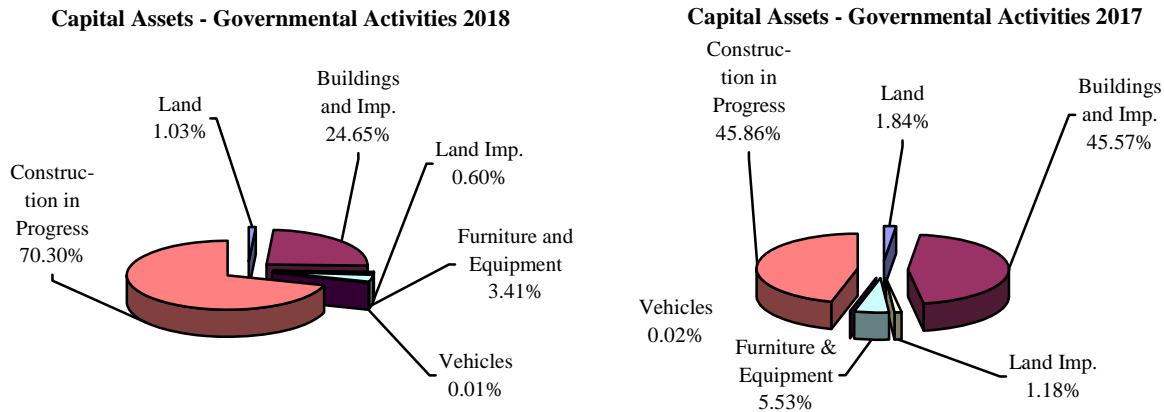
**Capital Assets at June 30
(Net of Depreciation)**

	Governmental Activities	
	2018	2017
Land	\$ 542,956	\$ 542,956
Land improvements	315,606	348,957
Buildings and improvements	13,051,522	13,444,503
Furniture and equipment	1,804,018	1,630,665
Vehicles	6,034	6,543
Construction in progress	37,228,512	13,528,513
Total	\$ 52,948,648	\$ 29,502,137

**DELAWARE AREA CAREER CENTER
DELAWARE COUNTY, OHIO**

MANAGEMENT'S DISCUSSION AND ANALYSIS
FOR THE FISCAL YEAR ENDED JUNE 30, 2018
(SEE ACCOUNTANT'S COMPILATION REPORT)

The following graphs show the breakdown of governmental activities capital assets by category for fiscal years 2018 and 2017.



The overall increase in capital assets of \$23,446,511 is due to capital asset additions of \$24,171,528 exceeding depreciation and disposals of \$725,017. The capital asset additions primarily relate to construction in progress on the construction project of combining the two campuses into one campus. See Note 8 to the basic financial statements for additional information on the Career Center's capital assets.

Debt Administration

At June 30, 2018, the Career Center had \$27,192,075 in long-term obligations, excluding compensated absences. Of this total, \$3,005,887 is due within one year. The following table summarizes the long-term obligations outstanding at June 30, 2018 and June 30, 2017. The amounts at June 30, 2017 have been restated as described in Note 3.A.

Outstanding Debt, at Year End

	Governmental Activities <u>2018</u>	Restated Governmental Activities <u>2017</u>
Net pension liability	\$ 17,065,208	\$ 22,472,259
Net OPEB liability	4,030,921	4,788,492
Lease purchase obligation	6,040,000	-
Capital lease obligations	<u>55,946</u>	<u>75,917</u>
Total long-term obligations	<u>\$ 27,192,075</u>	<u>\$ 27,336,668</u>

At June 30, 2018, the Career Center's overall legal debt margin was \$574,463,804, with an unvoted debt margin of \$6,382,931.

See Note 10 to the basic financial statements for additional information on the Career Center's long-term obligations, Note 12 for information on the net pension liability, and Note 13 for information on the net OPEB liability.

**DELAWARE AREA CAREER CENTER
DELAWARE COUNTY, OHIO**

MANAGEMENT'S DISCUSSION AND ANALYSIS
FOR THE FISCAL YEAR ENDED JUNE 30, 2018
(SEE ACCOUNTANT'S COMPILATION REPORT)

Current Financial Related Activity

The Career Center had an eventful 2018 fiscal year. In December 2016, the Career Center was informed that the ten-year combination levy (1.3 mill operating levy and a 0.4 mill permanent improvement levy) the Career Center thought it had passed on November 3, 2015 wasn't going to be collected because the Delaware County Board of Elections had unintentionally failed to notify the other four surrounding counties regarding the combination levy. Even though the combination levy passed in Delaware County by 10,000 votes, since roughly 1,000 residents in those four surrounding counties did not vote on the levy, the State's Tax Commissioner ruled that the levy was invalid.

This was a devastating development. The Career Center's Board of Education had approved several design and construction contracts related to consolidating the two DACC campuses into one campus after the combination levy had supposedly passed (the levy was passed in November 2015, the contracts were approved in early 2016). The plan was to have the construction done by the start of school in the fall of 2018 at a cost of around \$45 million. With the combination levy not being collected, the Career Center had to put the project on hold until the funding situation could be resolved. Another complicating factor, since a year had passed since the vote, the Career Center could no longer renew the levy. The Career Center would have to ask for a new levy. A new levy no longer qualifies for the State's rollback payments (the renewal levy did) which means taxpayers would have to pay more money for the same levy millage.

The Career Center pleaded its case to the Supreme Court asking for the Court to intercede to direct the Tax Commissioner to collect the combination levy given all of these factors. The request failed on a 4-3 vote.

Fortunately, State Reps Carfagna and Brenner, introduced House Bill 124 that would allow the four surrounding counties to vote on the issue and then add those votes to the existing Delaware County votes from November 2015. By allowing this unique voting calculation, the combination levy would be renewed and continue to receive the State's rollback payments. The bill eventually was passed by both the House and the Senate with minor changes and signed by the Governor.

After the passage of the levy in November of 2017, Elford, the construction manager on the project, calculated the additional cost due to putting the project on hold while we resolved the levy issue at \$2,751,457. This meant the construction project will now cost \$47,751,457 in total.

Since the Career Center lost a year's worth of real estate collections on the combination levy and incurred the \$2.7 million in additional costs to the construction project, the Career Center borrowed \$6,040,000 to finish the project in February 2018. This money will be paid back over two years (2019 and 2020) to keep the borrowing costs as low as possible while still maintaining the financial flexibility we need as a district to operate. The borrowed money will be paid back from the cash flow from the renewal of the combination levy.

Contacting the Career Center's Financial Management

This financial report is designed to provide our citizens, taxpayers, and investors and creditors with a general overview of the Career Center's finances and to show the Career Center's accountability for the money it receives. If you have questions about this report or need additional financial information contact Mr. Christopher H. Bell, Treasurer, Delaware Area Career Center, 4565 Columbus Pike, Delaware, Ohio 43015-8969.

**DELAWARE AREA CAREER CENTER
DELAWARE COUNTY, OHIO**

STATEMENT OF NET POSITION
JUNE 30, 2018

	Governmental Activities
Assets:	
Equity in pooled cash and investments	\$ 23,571,882
Receivables:	
Property taxes	12,996,464
Accounts	77,402
Accrued interest	9,071
Intergovernmental	220,897
Loans	14,789
Prepayments	64,145
Materials and supplies inventory	22,934
Inventory held for resale	3,989
Capital assets:	
Nondepreciable capital assets	37,771,468
Depreciable capital assets, net	15,177,180
Capital assets, net	52,948,648
Total assets	89,930,221
Deferred outflows of resources:	
Pension	5,418,764
OPEB	247,081
Total deferred outflows of resources	5,665,845
Liabilities:	
Accounts payable	388,083
Contracts payable	5,896,236
Retainage payable	946,234
Accrued wages and benefits payable	650,040
Pension and postemployment benefits payable	88,583
Intergovernmental payable	60,948
Accrued interest payable	52,097
Claims payable	159,991
Property purchase deposits payable	500,000
Long-term liabilities:	
Due within one year	3,120,189
Due in more than one year:	
Net pension liability	17,065,208
Net OPEB liability	4,030,921
Other amounts due in more than one year	4,066,190
Total liabilities	37,024,720
Deferred inflows of resources:	
Property taxes levied for the next fiscal year	9,445,232
Pension	1,363,621
OPEB	486,187
Total deferred inflows of resources	11,295,040
Net position:	
Net investment in capital assets	43,196,210
Restricted for:	
Capital projects	1,523,213
State funded programs	8,830
Federally funded programs	40,716
Adult education	381,140
Unrestricted	2,126,197
Total net position	\$ 47,276,306

SEE ACCOMPANYING NOTES TO THE BASIC FINANCIAL STATEMENTS

**DELAWARE AREA CAREER CENTER
DELAWARE COUNTY, OHIO**

STATEMENT OF ACTIVITIES
FOR THE FISCAL YEAR ENDED JUNE 30, 2018

	Expenses	Program Revenues		Net (Expense)
		Charges for Services and Sales	Operating Grants and Contributions	Revenue and Charges in Net Position Governmental Activities
Governmental activities:				
Instruction:				
Regular	\$ 746,086	\$ 3,485	\$ 38,370	\$ (704,231)
Special	106,504	-	-	(106,504)
Vocational	3,103,564	2,310,523	273,775	(519,266)
Adult/continuing.	344,927	365,067	321,499	341,639
Other	2,270	-	-	(2,270)
Support services:				
Pupil.	668,135	-	66,875	(601,260)
Instructional staff	592,590	36,880	199,887	(355,823)
Board of education	139,898	-	-	(139,898)
Administration.	785,211	10,074	45,062	(730,075)
Fiscal.	486,746	4,327	1,692	(480,727)
Operations and maintenance	1,100,537	33,627	853	(1,066,057)
Pupil transportation.	30,834	-	-	(30,834)
Central	168,591	-	7,507	(161,084)
Operation of non-instructional services:				
Food service operations	219,771	94,774	68,608	(56,389)
Other non-instructional services	30,420	-	424	(29,996)
Extracurricular activities.	53,575	-	-	(53,575)
Interest and fiscal charges	95,118	-	-	(95,118)
Total governmental activities	\$ 8,674,777	\$ 2,858,757	\$ 1,024,552	(4,791,468)

General revenues:	
Property taxes levied for:	
General purposes	10,947,457
Capital outlay.	1,256,524
Payments in lieu of taxes.	8,624
Grants and entitlements not restricted to specific programs	3,599,760
Investment earnings	407,928
Change in fair value of investments.	15,544
Miscellaneous	56,220
Total general revenues	16,292,057
Change in net position	11,500,589
Net position at beginning of year (restated)	35,775,717
Net position at end of year.	\$ 47,276,306

SEE ACCOMPANYING NOTES TO THE BASIC FINANCIAL STATEMENTS

**DELAWARE AREA CAREER CENTER
DELAWARE COUNTY, OHIO**

BALANCE SHEET
GOVERNMENTAL FUNDS
JUNE 30, 2018

	<u>General</u>	<u>Permanent Improvement</u>	<u>Building</u>	<u>Nonmajor Governmental Funds</u>	<u>Total Governmental Funds</u>
Assets:					
Equity in pooled cash and investments	\$ 4,935,008	\$ 12,347,512	\$ 4,745,564	\$ 442,919	\$ 22,471,003
Receivables:					
Property taxes	11,403,050	1,593,414	-	-	12,996,464
Accounts	-	-	-	77,402	77,402
Accrued interest	9,071	-	-	-	9,071
Intergovernmental	24,312	-	-	196,585	220,897
Interfund loans	141,437	-	-	-	141,437
Loans	14,789	-	-	-	14,789
Prepayments	59,071	-	-	5,074	64,145
Materials and supplies inventory	22,934	-	-	-	22,934
Inventory held for resale	-	-	-	3,989	3,989
Total assets	<u>\$ 16,609,672</u>	<u>\$ 13,940,926</u>	<u>\$ 4,745,564</u>	<u>\$ 725,969</u>	<u>\$ 36,022,131</u>
Liabilities:					
Accounts payable	\$ 103,242	\$ 92,053	\$ -	\$ 97,323	\$ 292,618
Contracts payable	-	4,384,341	1,511,895	-	5,896,236
Retainage payable	-	946,234	-	-	946,234
Accrued wages and benefits payable	617,287	-	-	32,753	650,040
Compensated absences payable	4,855	-	-	6,135	10,990
Interfund loans payable	-	-	-	141,437	141,437
Intergovernmental payable	50,703	-	-	10,245	60,948
Pension and postemployment benefits payable	78,304	-	-	10,279	88,583
Property purchase deposits payable	-	500,000	-	-	500,000
Total liabilities	<u>854,391</u>	<u>5,922,628</u>	<u>1,511,895</u>	<u>298,172</u>	<u>8,587,086</u>
Deferred inflows of resources:					
Property taxes levied for the next fiscal year	8,263,963	1,181,269	-	-	9,445,232
Delinquent property tax revenue not available	116,504	15,724	-	-	132,228
Intergovernmental revenue not available	-	-	-	62,630	62,630
Accrued interest not available	9,071	-	-	-	9,071
Contract services revenue not available	-	-	-	17,757	17,757
Tuition revenue not available	-	-	-	24,408	24,408
Total deferred inflows of resources	<u>8,389,538</u>	<u>1,196,993</u>	<u>-</u>	<u>104,795</u>	<u>9,691,326</u>
Fund balances:					
Nonspendable:					
Materials and supplies inventory	22,934	-	-	-	22,934
Prepays	59,071	-	-	5,074	64,145
Restricted:					
Capital improvements	-	-	3,233,669	-	3,233,669
Adult education	-	-	-	340,791	340,791
Other purposes	-	-	-	5,478	5,478
Committed:					
Capital improvements	-	6,821,305	-	-	6,821,305
Assigned:					
Student instruction	45,924	-	-	-	45,924
Student and staff support	89,560	-	-	-	89,560
School supplies	7,177	-	-	-	7,177
Wellness activities	9,411	-	-	-	9,411
Extracurricular activities	2,455	-	-	-	2,455
Subsequent year's appropriations	2,843,081	-	-	-	2,843,081
Other purposes	69,690	-	-	-	69,690
Unassigned (deficit)	4,216,440	-	-	(28,341)	4,188,099
Total fund balances	<u>7,365,743</u>	<u>6,821,305</u>	<u>3,233,669</u>	<u>323,002</u>	<u>17,743,719</u>
Total liabilities, deferred inflows and fund balances	<u>\$ 16,609,672</u>	<u>\$ 13,940,926</u>	<u>\$ 4,745,564</u>	<u>\$ 725,969</u>	<u>\$ 36,022,131</u>

SEE ACCOMPANYING NOTES TO THE BASIC FINANCIAL STATEMENTS

**DELAWARE AREA CAREER CENTER
DELAWARE COUNTY, OHIO**

RECONCILIATION OF TOTAL GOVERNMENTAL FUND BALANCES TO
NET POSITION OF GOVERNMENTAL ACTIVITIES
JUNE 30, 2018

Total governmental fund balances		\$	17,743,719
<i>Amounts reported for governmental activities on the statement of net position are different because:</i>			
Capital assets used in governmental activities are not financial resources and therefore are not reported in the funds.			52,948,648
Other long-term assets are not available to pay for current-period expenditures and therefore are deferred inflows in the funds.			
Property taxes receivable	\$	132,228	
Accounts receivable		42,165	
Accrued interest receivable		9,071	
Intergovernmental receivable		62,630	
Total		246,094	246,094
Internal service funds are used by management to charge the costs of medical insurance to individual funds. The assets and liabilities of the internal service funds are included in governmental activities in the statement of net position. The net position of the internal service funds is:			845,423
In the statement of activities, interest is accrued on outstanding lease purchase obligation, whereas in governmental funds, interest is expensed when due.			(52,097)
The net pension liability is not due and payable in the current period; therefore, the liability and related deferred inflows and deferred outflows are not reported in the governmental funds.			
Deferred outflows - Pension		5,418,764	
Deferred Inflows - Pension		(1,363,621)	
Net pension liability		(17,065,208)	
Total		(13,010,065)	(13,010,065)
The net OPEB liability is not due and payable in the current period; therefore, the liability and related deferred inflows and deferred outflows are not reported in the governmental funds.			
Deferred outflows - OPEB		247,081	
Deferred Inflows - OPEB		(486,187)	
Net OPEB liability		(4,030,921)	
Total		(4,270,027)	(4,270,027)
Long-term liabilities, including capital lease obligations payable, are not due payable in the current period and therefore are not reported in the funds.			
Capital lease obligations		(55,946)	
Lease purchase obligation		(6,040,000)	
Compensated absences		(1,079,443)	
Total		(7,175,389)	(7,175,389)
Net position of governmental activities		\$	47,276,306

SEE ACCOMPANYING NOTES TO THE BASIC FINANCIAL STATEMENTS

**DELAWARE AREA CAREER CENTER
DELAWARE COUNTY, OHIO**

STATEMENT OF REVENUES, EXPENDITURES AND CHANGES IN FUND BALANCES
GOVERNMENTAL FUNDS
FOR THE FISCAL YEAR ENDED JUNE 30, 2018

	<u>General</u>	<u>Permanent Improvement</u>	<u>Building</u>	<u>Nonmajor Governmental Funds</u>	<u>Total Governmental Funds</u>
Revenues:					
From local sources:					
Property taxes	\$ 10,917,657	\$ 1,240,800	\$ -	\$ -	\$ 12,158,457
Payment in lieu of taxes	8,624	-	-	-	8,624
Tuition	2,080,047	-	-	352,939	2,432,986
Earnings on investments	355,930	-	47,691	-	403,621
Increase in fair value of investments	15,544	-	-	-	15,544
Charges for services	-	-	-	94,774	94,774
Classroom materials and fees	132,592	-	-	1,496	134,088
Rental income	31,445	-	-	-	31,445
Contributions and donations	169	-	-	424	593
Contract services	101,369	-	-	55,907	157,276
Other local revenues	56,220	-	-	40,953	97,173
Intergovernmental - state	3,603,502	90,310	-	237,025	3,930,837
Intergovernmental - federal	28,709	-	-	648,051	676,760
Total revenues	<u>17,331,808</u>	<u>1,331,110</u>	<u>47,691</u>	<u>1,431,569</u>	<u>20,142,178</u>
Expenditures:					
Current:					
Instruction:					
Regular	1,219,551	-	-	56,742	1,276,293
Special	256,607	-	-	-	256,607
Vocational	4,816,946	926,555	-	142,281	5,885,782
Adult/continuing	-	-	-	700,949	700,949
Support services:					
Pupil	1,198,681	-	-	65,918	1,264,599
Instructional staff	1,108,925	-	-	242,694	1,351,619
Board of education	141,711	-	-	-	141,711
Administration	1,380,751	-	-	60,081	1,440,832
Fiscal	745,284	11,509	-	6,065	762,858
Operations and maintenance	1,424,209	60,730	-	3,059	1,487,998
Pupil transportation	30,834	-	-	-	30,834
Central	264,900	-	-	7,400	272,300
Operation of non-instructional services:					
Food service operations	-	-	-	289,697	289,697
Other non-instructional services	5,397	3,583	-	1,147	10,127
Extracurricular activities	71,365	-	-	-	71,365
Facilities acquisition and construction	-	20,502,106	2,814,022	-	23,316,128
Debt service:					
Principal retirement	19,971	-	-	-	19,971
Interest and fiscal charges	3,021	-	-	-	3,021
Lease-purchase obligation issuance costs	-	-	40,000	-	40,000
Total expenditures	<u>12,688,153</u>	<u>21,504,483</u>	<u>2,854,022</u>	<u>1,576,033</u>	<u>38,622,691</u>
Excess of revenues over (under) expenditures	<u>4,643,655</u>	<u>(20,173,373)</u>	<u>(2,806,331)</u>	<u>(144,464)</u>	<u>(18,480,513)</u>
Other financing sources (uses):					
Sale of capital assets	-	2,158	-	-	2,158
Inception of lease-purchase obligation	-	-	6,040,000	-	6,040,000
Transfers in	-	16,000,000	-	121,192	16,121,192
Transfers (out)	(16,121,192)	-	-	-	(16,121,192)
Total other financing sources (uses)	<u>(16,121,192)</u>	<u>16,002,158</u>	<u>6,040,000</u>	<u>121,192</u>	<u>6,042,158</u>
Net change in fund balances	(11,477,537)	(4,171,215)	3,233,669	(23,272)	(12,438,355)
Fund balances at beginning of year	18,843,280	10,992,520	-	346,274	30,182,074
Fund balances at end of year	<u>\$ 7,365,743</u>	<u>\$ 6,821,305</u>	<u>\$ 3,233,669</u>	<u>\$ 323,002</u>	<u>\$ 17,743,719</u>

SEE ACCOMPANYING NOTES TO THE BASIC FINANCIAL STATEMENTS

**DELAWARE AREA CAREER CENTER
DELAWARE COUNTY, OHIO**

RECONCILIATION OF THE STATEMENT OF REVENUES, EXPENDITURES
AND CHANGES IN FUND BALANCES OF GOVERNMENTAL FUNDS
TO THE STATEMENT OF ACTIVITIES
FOR THE FISCAL YEAR ENDED JUNE 30, 2018

Net change in fund balances - total governmental funds	\$	(12,438,355)
<i>Amounts reported for governmental activities in the statement of activities are different because:</i>		
Governmental funds report capital outlays as expenditures. However, in the statement of activities, the costs of those assets are allocated over their estimated useful lives as depreciation expense.		
Capital asset additions	\$ 24,171,528	
Current year depreciation	(722,859)	
Total		23,448,669
The net effect of various miscellaneous transactions involving capital assets (i.e., sales, disposals, trade-ins, and donations) is to decrease net position.		
		(2,158)
Revenues in the statement of activities that do not provide current financial resources are not reported as revenues in the funds.		
Property tax revenue	45,524	
Tuition revenue	(9,570)	
Earnings on investments	4,307	
Contract services revenue	17,757	
Intergovernmental revenue	(24,830)	
Total		33,188
Repayment of capital lease principal is an expenditure in the governmental funds, but the repayment reduces long-term liabilities on the statement of net position.		
		19,971
Contractually required pension contributions are reported as expenditures in governmental funds; however, the statement of activities reports these amounts as deferred outflows.		
		1,175,108
Except for amounts reported as deferred inflows/outflows, changes in the net pension liability are reported as pension expense in the statement of activities.		
		5,056,655
Contractually required OPEB contributions are reported as expenditures in governmental funds; however, the statement of activities reports these amounts as deferred outflows.		
		21,922
Except for amounts reported as deferred inflows/outflows, changes in the net OPEB liability are reported as OPEB expense in the statement of activities.		
		487,777
Lease purchase transactions are recorded as an other financing source in the funds; however, in the statement of activities, they are not reported as an other financing source as they increase liabilities on the statement of net position.		
		(6,040,000)
In the statement of activities, interest is accrued on outstanding lease, purchase obligations whereas in governmental funds, an interest expenditure is reported when due. The following items resulted in additional interest being reported in the statement of activities:		
(Increase) in accrued interest payable		(52,097)
Some expenses reported in the statement of activities, such as compensated absences, do not require the use of current financial resources and therefore are not reported as expenditures in governmental funds.		
		(182,939)
An internal service fund used by management to charge the costs of insurance to individual funds is not reported in the statement of activities. Governmental fund expenditures and the related internal service fund revenues are eliminated. The net revenue (expense) of the internal service fund is allocated among the governmental activities.		
		(27,152)
Change in net position of governmental activities	\$	11,500,589

SEE ACCOMPANYING NOTES TO THE BASIC FINANCIAL STATEMENTS

**DELAWARE AREA CAREER CENTER
DELAWARE COUNTY, OHIO**

STATEMENT OF REVENUES, EXPENDITURES AND CHANGES IN
FUND BALANCE - BUDGET AND ACTUAL (NON-GAAP BUDGETARY BASIS)
GENERAL FUND
FOR THE FISCAL YEAR ENDED JUNE 30, 2018

	<u>Budgeted Amounts</u>			Variance with Final Budget Positive (Negative)
	<u>Original</u>	<u>Final</u>	<u>Actual</u>	
Revenues:				
From local sources:				
Property taxes	\$ 8,020,234	\$ 8,020,234	\$ 10,056,009	\$ 2,035,775
Payment in lieu of taxes.	9,900	9,900	8,624	(1,276)
Tuition.	2,126,192	2,326,192	2,080,047	(246,145)
Earnings on investments	185,000	340,000	378,681	38,681
Classroom materials and fees	1,500	1,500	1,550	50
Rental income	29,500	29,500	31,445	1,945
Other local revenues	46,000	46,000	46,533	533
Intergovernmental - state	3,377,503	3,377,503	3,544,490	166,987
Total revenues	<u>13,795,829</u>	<u>14,150,829</u>	<u>16,147,379</u>	<u>1,996,550</u>
Expenditures:				
Current:				
Instruction:				
Regular	1,300,483	1,243,732	1,204,072	39,660
Special.	281,804	272,439	260,913	11,526
Vocational.	5,029,161	4,970,556	4,656,326	314,230
Other.	-	405	-	405
Support services:				
Pupil.	1,298,953	1,264,886	1,202,656	62,230
Instructional staff	1,253,069	1,252,462	1,160,173	92,289
Board of education	226,808	235,494	209,994	25,500
Administration.	1,513,082	1,447,416	1,400,910	46,506
Fiscal	834,734	808,384	772,851	35,533
Operations and maintenance.	1,632,459	1,720,889	1,511,437	209,452
Pupil transportation	33,706	37,185	31,207	5,978
Central.	289,492	313,460	268,031	45,429
Other operation of non-instructional services	5,829	6,000	5,397	603
Extracurricular activities.	77,483	76,541	71,739	4,802
Total expenditures	<u>13,777,063</u>	<u>13,649,849</u>	<u>12,755,706</u>	<u>894,143</u>
Excess of revenues over expenditures	<u>18,766</u>	<u>500,980</u>	<u>3,391,673</u>	<u>2,890,693</u>
Other financing sources (uses):				
Refund of prior year's expenditures	10,000	10,000	74,280	64,280
Transfers (out).	(323,713)	(16,137,442)	(16,131,192)	6,250
Advances in.	300,000	300,000	143,968	(156,032)
Advances (out)	(300,000)	(183,598)	(159,614)	23,984
Total other financing sources (uses)	<u>(313,713)</u>	<u>(16,011,040)</u>	<u>(16,072,558)</u>	<u>(61,518)</u>
Net change in fund balance	(294,947)	(15,510,060)	(12,680,885)	2,829,175
Fund balance at beginning of year	16,936,475	16,936,475	16,936,475	-
Prior year encumbrances appropriated	340,323	340,323	340,323	-
Fund balance at end of year	<u>\$ 16,981,851</u>	<u>\$ 1,766,738</u>	<u>\$ 4,595,913</u>	<u>\$ 2,829,175</u>

SEE ACCOMPANYING NOTES TO THE BASIC FINANCIAL STATEMENTS

**DELAWARE AREA CAREER CENTER
DELAWARE COUNTY, OHIO**

STATEMENT OF FUND NET POSITION
PROPRIETARY FUND
JUNE 30, 2018

	Governmental Activities - Internal Service Fund
Assets:	
Equity in pooled cash and investments	\$ 1,100,879
Liabilities:	
Accounts payable	95,465
Claims payable	159,991
Total liabilities	255,456
Net position:	
Unrestricted.	\$ 845,423

SEE ACCOMPANYING NOTES TO THE BASIC FINANCIAL STATEMENTS

**DELAWARE AREA CAREER CENTER
DELAWARE COUNTY, OHIO**

STATEMENT OF REVENUES, EXPENSES AND
CHANGES IN FUND NET POSITION
PROPRIETARY FUND
FOR THE FISCAL YEAR ENDED JUNE 30, 2018

	<u>Governmental Activities - Internal Service Fund</u>
Operating revenues:	
Charges for services.	\$ 1,701,512
Operating expenses:	
Purchased services.	510,117
Claims	1,218,547
Total operating expenses.	<u>1,728,664</u>
Operating loss/change in net position . .	(27,152)
Net position at beginning of year.	<u>872,575</u>
Net position at end of year	<u><u>\$ 845,423</u></u>

SEE ACCOMPANYING NOTES TO THE BASIC FINANCIAL STATEMENTS

**DELAWARE AREA CAREER CENTER
DELAWARE COUNTY, OHIO**

STATEMENT OF CASH FLOWS
PROPRIETARY FUND
FOR THE FISCAL YEAR ENDED JUNE 30, 2018

	Governmental Activities - Internal Service Fund
Cash flows from operating activities:	
Cash received from charges for services	\$ 1,701,512
Cash payments for contractual services	(474,816)
Cash payments for claims	<u>(1,181,677)</u>
Net cash provided by operating activities	<u>45,019</u>
Net increase in cash and cash equivalents	45,019
Cash and cash equivalents at beginning of year	<u>1,055,860</u>
Cash and cash equivalents at end of year	<u><u>\$ 1,100,879</u></u>
Reconciliation of operating loss to net cash provided by operating activities:	
Operating loss	\$ (27,152)
Changes in assets and liabilities:	
Increase in accounts payable	35,301
Increase in claims payable	<u>36,870</u>
Net cash provided by operating activities.	<u><u>\$ 45,019</u></u>

SEE ACCOMPANYING NOTES TO THE BASIC FINANCIAL STATEMENTS

**DELAWARE AREA CAREER CENTER
DELAWARE COUNTY, OHIO**

STATEMENT OF FIDUCIARY NET POSITION
FIDUCIARY FUNDS
JUNE 30, 2018

	Private-Purpose Trust	
	Scholarship	Agency
Assets:		
Equity in pooled cash and investments . . .	\$ 17,249	\$ 93,741
Receivables:		
Accounts	-	1,206
Intergovernmental	-	14,789
Total assets.	17,249	\$ 109,736
Liabilities:		
Accounts payable.	-	\$ 1,210
Loan payable	-	14,789
Due to other governments.	-	3,504
Due to students.	-	90,233
Total liabilities	-	\$ 109,736
Net position:		
Held in trust for scholarships	17,249	
Total net position.	\$ 17,249	

SEE ACCOMPANYING NOTES TO THE BASIC FINANCIAL STATEMENTS

**DELAWARE AREA CAREER CENTER
DELAWARE COUNTY, OHIO**

STATEMENT OF CHANGES IN FIDUCIARY NET POSITION
FIDUCIARY FUND
FOR THE FISCAL YEAR ENDED JUNE 30, 2018

	Private-Purpose Trust
	Scholarship
Additions:	
Gifts and contributions	\$ 2,150
 Deductions:	
Scholarships awarded	2,000
Change in net position	150
Net position at beginning of year.	17,099
Net position at end of year	\$ 17,249

SEE ACCOMPANYING NOTES TO THE BASIC FINANCIAL STATEMENTS

**DELAWARE AREA CAREER CENTER
DELAWARE COUNTY, OHIO**

NOTES TO BASIC FINANCIAL STATEMENTS
FOR THE FISCAL YEAR ENDED JUNE 30, 2018

NOTE 1 - DESCRIPTION OF THE CAREER CENTER

The Delaware Area Career Center (the "Career Center") is a distinct political subdivision of the State of Ohio operated under the direction of a Board of Education (the "Board") consisting of one representative from each of the participating school districts' elected boards. The Board possesses its own budgeting and taxing authority. The Career Center exposes students to job training skills leading to employment upon graduation from high school.

The Career Center was established in 1972. The Career Center serves Delaware County and other surrounding counties. It is staffed by 53 classified employees, 61 certified teaching personnel, and 13 administrative employees who provide services to 1,901 students and other community members. The Career Center currently operates two instructional/administration buildings.

NOTE 2 - SUMMARY OF SIGNIFICANT ACCOUNTING POLICIES

The basic financial statements (BFS) of the Career Center have been prepared in conformity with accounting principles generally accepted in the United States of America (GAAP) as applied to governmental units. The Governmental Accounting Standards Board (GASB) is the accepted standard-setting body for establishing governmental accounting and financial reporting principles. The Career Center's significant accounting policies are described below.

A. Reporting Entity

The reporting entity has been defined in accordance with GASB Statement No. 14, "The Financial Reporting Entity" as amended by GASB Statement No. 39, "Determining Whether Certain Organizations Are Component Units" and GASB Statement No. 61, "The Financial Reporting Entity: Omnibus an Amendment of GASB Statements No. 14 and No. 34". The reporting entity is composed of the primary government and component units. The primary government consists of all funds, departments, boards and agencies that are not legally separate from the Career Center. For the Career Center, this includes general operations, food service, and student related activities of the Career Center.

Component units are legally separate organizations for which the Career Center is financially accountable. The Career Center is financially accountable for an organization if the Career Center appoints a voting majority of the organization's Governing Board and (1) the Career Center is able to significantly influence the programs or services performed or provided by the organization; or (2) the Career Center is legally entitled to or can otherwise access the organization's resources; or (3) the Career Center is legally obligated or has otherwise assumed the responsibility to finance the deficits of, or provide financial support to, the organization; or (4) the Career Center is obligated for the debt of the organization. Component units may also include organizations that are fiscally dependent on the Career Center in that the Career Center approves the budget, the issuance of debt or the levying of taxes. Certain organizations are also included as component units if the nature and significance of the relationship between the primary government and the organization is such that exclusion by the primary government would render the primary government's financial statements incomplete or misleading. Based upon the application of these criteria, the Career Center has no component units. The basic financial statements of the reporting entity include only those of the Career Center (the primary government).

**DELAWARE AREA CAREER CENTER
DELAWARE COUNTY, OHIO**

NOTES TO BASIC FINANCIAL STATEMENTS
FOR THE FISCAL YEAR ENDED JUNE 30, 2018

NOTE 2 - SUMMARY OF SIGNIFICANT ACCOUNTING POLICIES - (Continued)

The following organizations are described due to their relationship to the Career Center:

JOINTLY GOVERNED ORGANIZATIONS

Metropolitan Educational Technology Association (META) Solutions

The Career Center is a participant in META Solutions which is a computer consortium that resulted from the mergers between Tri-Rivers Educational Computer Association (TRECA), Metropolitan Educational Council (MEC), Metropolitan Dayton Educational Cooperative Association (MDECA), Southeastern Ohio Valley Voluntary Education Cooperative (SEOVEC), and South Central Ohio Computer Association (SCOCA). META Solutions develops, implements and supports the technology and instructional needs of schools in a cost-effective manner. META Solutions provides instructional, core, technology and purchasing services for its member Career Centers. The Board of Directors consists of the Superintendents from eleven of the member Career Centers. During fiscal year 2018, the Career Center paid META Solutions \$65,156 for services. Financial information can be obtained from Dave Varda, who serves as Chief Financial Officer, 100 Executive Drive, Marion, Ohio 43302.

Central Ohio Regional Professional Development Center

The Central Ohio Regional Professional Development Center (the "Center") is a jointly governed organization among the school districts in Delaware, Licking, Franklin, Madison, Pickaway, and Union Counties. The Center was formed to advance the State Board of Education's mission that all students can learn by creating a high performance system of education. The Center's purpose is to provide long-term ongoing meaningful professional development for all education and school support personnel. The Center is governed by a twenty-two member Board made up of representatives from the participating school districts, the business community, and three institutions of higher learning. The degree of control exercised by any participating school district is limited to its representation on the Board. Financial information can be obtained from Hugh Garside, Southwestern City School District, 2975 Kingston Avenue, Grove City, Ohio 43123.

INSURANCE PURCHASING POOLS

Ohio School Boards Association Workers' Compensation Group Rating Plan

The Career Center participates in a group rating plan for workers' compensation as established under Section 4123.29 of the Ohio Revised Code. The Ohio School Boards Association Workers' Compensation Group Rating Plan (the "GRP") was established through the Ohio School Boards Association (OSBA) as a group purchasing pool.

The GRP's business and affairs are conducted by a three member Board of Directors consisting of the President, the President-Elect, and the Immediate Past President of the OSBA. The Executive Director of the OSBA, or his designee, serves as coordinator of the GRP. Each year, the participating school districts pay an enrollment fee to the GRP to cover the costs of administering the program.

**DELAWARE AREA CAREER CENTER
DELAWARE COUNTY, OHIO**

NOTES TO BASIC FINANCIAL STATEMENTS
FOR THE FISCAL YEAR ENDED JUNE 30, 2018

NOTE 2 - SUMMARY OF SIGNIFICANT ACCOUNTING POLICIES - (Continued)

Ohio School Plan

The Ohio School Plan (the “Plan”) is a shared liability, property and fleet insurance risk pool, which is governed by a Board of thirteen school Superintendents, Business Managers and Treasurers. Harcum-Schuett, the insurance agency, has one Board seat. OSBA, BASA, and OASBO Executive Directors serve as ex-officio members. There are 450 educational entities served by the Plan. The Plan’s Board elects officers for one year terms to serve as the Board of Directors. The Board of Directors exercises control over the operation of the Plan. All Plan revenues are generated from charges for services. For more information, write to the Ohio School Plan, Hylant Administrative Services, LLC, 811 Madison Avenue, P.O. Box 2083, Toledo, Ohio 43604.

B. Fund Accounting

The Career Center uses funds to report its financial position and the results of its operations. A fund is a separate accounting entity with a self-balancing set of accounts. Fund accounting is designed to demonstrate legal compliance and to aid financial management by segregating transactions related to certain Career Center activities or functions. Funds are classified into three categories: governmental, proprietary and fiduciary. Each category is divided into separate fund types.

GOVERNMENTAL FUNDS

Governmental fund reporting focuses on the sources, uses and balances of current financial resources. Expendable assets are assigned to the various governmental funds according to the purposes for which they may or must be used. Current liabilities are assigned to the fund from which they will be paid. The difference between governmental fund assets plus deferred outflows of resources and liabilities plus deferred inflows of resources is reported as fund balance. The following are the Career Center’s major governmental funds:

General fund - The general fund is used to account for and report all financial resources not accounted for and reported in another fund. The general fund balance is available for any purpose provided it is expended or transferred according to the general laws of Ohio.

Permanent improvement fund - The permanent improvement capital projects fund accounts for levy collections used for the acquisition, construction, or improvement of capital facilities.

Building fund - The building capital projects fund accounts for the debt issuance and related expenditures for the Career Center’s building project.

Other governmental funds of the Career Center are used to account for specific revenue sources that are restricted or committed to an expenditure for specified purposes other than debt service or capital projects.

**DELAWARE AREA CAREER CENTER
DELAWARE COUNTY, OHIO**

NOTES TO BASIC FINANCIAL STATEMENTS
FOR THE FISCAL YEAR ENDED JUNE 30, 2018

NOTE 2 - SUMMARY OF SIGNIFICANT ACCOUNTING POLICIES - (Continued)

PROPRIETARY FUNDS

Proprietary funds are used to account for the Career Center's ongoing activities which are similar to those often found in the private sector. The Career Center has no enterprise funds. The following is a description of the Career Center's internal service fund:

Internal service fund - The internal service fund is used to account for the financing of goods or services provided by one department or agency to other departments or agencies of the Career Center, or to other governments, on a cost-reimbursement basis. The only internal service fund of the Career Center accounts for a self-insurance program, which provides medical/surgical benefits to employees.

FIDUCIARY FUNDS

Fiduciary fund reporting focuses on net position and changes in net position. The fiduciary fund category is split into four classifications: pension trust funds, investment trust funds, private-purpose trust funds and agency funds. Trust funds are used to account for assets held by the Career Center under a trust agreement for individuals, private organizations, or other governments and are therefore not available to support the Career Center's own programs. The private-purpose trust fund accounts for scholarship programs for students. Agency funds are custodial in nature (assets equal liabilities) and do not involve measurement of results of operations. The Career Center's agency funds account for student activities, sales tax activities, and grant programs for which the Career Center acts as fiscal agent.

C. Basis of Presentation and Measurement Focus

Government-wide Financial Statements - The statement of net position and the statement of activities display information about the Career Center as a whole. These statements include the financial activities of the primary government, except for fiduciary funds. Internal service fund activity is eliminated to avoid "doubling up" revenues and expenses. Interfund services provided and used are not eliminated in the process of consolidation.

The government-wide statement of activities presents a comparison between direct expenses and program revenues for each function or program of the Career Center's governmental activities. Direct expenses are those that are specifically associated with a service, program or department and are therefore clearly identifiable to a particular function. Program revenues include charges paid by the recipient of the goods or services offered by the program and grants and contributions that are restricted to meeting the operational or capital requirements of a particular program. Revenues which are not classified as program revenues are presented as general revenues of the Career Center. The comparison of direct expenses with program revenues identifies the extent to which each governmental function is self-financing or draws from the general revenues of the Career Center.

The government-wide financial statements are prepared using the economic resources measurement focus. All assets, deferred outflows of resources, liabilities, and deferred inflows of resources associated with the operation of the Career Center are included on the statement of net position.

Fund Financial Statements - Fund financial statements report detailed information about the Career Center. The focus of governmental fund financial statements is on major funds rather than reporting funds by type. Each major fund is presented in a separate column. Nonmajor funds are aggregated and presented in a single column. The internal service fund is presented in a single column on the face of the proprietary fund statements. Fiduciary funds are reported by fund type.

**DELAWARE AREA CAREER CENTER
DELAWARE COUNTY, OHIO**

NOTES TO BASIC FINANCIAL STATEMENTS
FOR THE FISCAL YEAR ENDED JUNE 30, 2018

NOTE 2 - SUMMARY OF SIGNIFICANT ACCOUNTING POLICIES - (Continued)

The accounting and financial reporting treatment applied to a fund is determined by its measurement focus. All governmental funds are accounted for using a flow of current financial resources measurement focus. With this measurement focus, only current assets and deferred outflows of resources and current liabilities and deferred inflows of resources generally are included on the balance sheet. The statement of revenues, expenditures and changes in fund balances reports on the sources (i.e., revenues and other financing sources) and uses (i.e., expenditures and other financing uses) of current financial resources. This approach differs from the manner in which the governmental activities of the government-wide financial statements are prepared. Governmental fund financial statements therefore include a reconciliation with brief explanations to better identify the relationship between the government-wide statements and the statements for governmental funds.

Like the government-wide statements, the internal service fund is accounted for on a flow of economic resources measurement focus. All assets and all liabilities associated with the operation of this fund are included on the statement of fund net position. The statement of changes in fund net position presents increases (i.e., revenues) and decreases (i.e., expenses) in net position. The statement of cash flows provides information about how the Career Center finances and meets the cash flow needs of its proprietary activity.

Proprietary funds distinguish operating revenues and expenses from nonoperating items. Operating revenues and expenses generally result from providing services and producing and delivering goods in connection with a proprietary fund's principal ongoing operation. The principal operating revenues of the Career Center's health and dental self-insurance internal service fund are charges for services (premiums). Operating expenses for the internal service fund include claims and administrative expenses. All revenues and expenses not meeting this definition are reported as nonoperating revenues and expenses.

The private-purpose trust fund is reported using the economic resources measurement focus. Agency funds do not report a measurement focus as they do not report operations.

D. Basis of Accounting

Basis of accounting determines when transactions are recorded in the financial records and reported on the financial statements. Government-wide financial statements are prepared using the accrual basis of accounting. Governmental funds use the modified accrual basis of accounting on the fund financial statements. Proprietary and fiduciary funds also use the accrual basis of accounting. Differences in the accrual and modified accrual basis of accounting arise in the recognition of revenue, the recording of deferred inflows and outflows of resources, and in the presentation of expenses versus expenditures.

Revenues - Exchange and Nonexchange Transactions - Revenue resulting from exchange transactions, in which each party gives and receives essentially equal value, is recorded on the accrual basis when the exchange takes place. On a modified accrual basis, revenue is recorded in the fiscal year in which the resources are measurable and become available. Available means that the resources will be collected within the current fiscal year or are expected to be collected soon enough thereafter to be used to pay liabilities of the current fiscal year. For the Career Center, available means expected to be received within sixty days of fiscal year end.

Nonexchange transactions, in which the Career Center receives value without directly giving equal value in return, include property taxes, grants, entitlements and donations. On an accrual basis, revenue from property taxes is recognized in the fiscal year for which the taxes are levied (See Note 6).

**DELAWARE AREA CAREER CENTER
DELAWARE COUNTY, OHIO**

NOTES TO BASIC FINANCIAL STATEMENTS
FOR THE FISCAL YEAR ENDED JUNE 30, 2018

NOTE 2 - SUMMARY OF SIGNIFICANT ACCOUNTING POLICIES - (Continued)

Revenue from grants, entitlements and donations is recognized in the fiscal year in which all eligibility requirements have been satisfied.

Eligibility requirements include timing requirements, which specify the fiscal year when the resources are required to be used or the fiscal year when use is first permitted, matching requirements, in which the Career Center must provide local resources to be used for a specified purpose, and expenditure requirements, in which the resources are provided to the Career Center on a reimbursement basis. On a modified accrual basis, revenue from nonexchange transactions must also be available before it can be recognized.

Under the modified accrual basis, the following revenue sources are considered to be both measurable and available at fiscal year end: property taxes available as an advance, payment in lieu of taxes, interest, tuition, grants, student fees and rentals.

Deferred Outflows of Resources and Deferred Inflows of Resources - In addition to assets, the government-wide statement of net position will report a separate section for deferred outflows of resources. Deferred outflows of resources, represents a consumption of net position that applies to a future period and will not be recognized as an outflow of resources (expense/expenditure) until then. For the Career Center, see Note 12 and 13 for deferred outflows of resources related the Career Center's net pension liability and net OPEB liability, respectively.

In addition to liabilities, both the government-wide statement of net position and the governmental fund financial statements report a separate section for deferred inflows of resources. Deferred inflows of resources represent an acquisition of net position that applies to a future period and will not be recognized as an inflow of resources (revenue) until that time. For the Career Center, deferred inflows of resources include property taxes and unavailable revenue. Property taxes represent amounts for which there is an enforceable legal claim as of June 30, 2018, but which were levied to finance fiscal year 2019 operations. These amounts have been recorded as a deferred inflow of resources on both the government-wide statement of net position and the governmental fund financial statements. Unavailable revenue is reported only on the governmental funds balance sheet and represents receivables which will not be collected within the available period. For the Career Center unavailable revenue includes, but is not limited to, delinquent property taxes and intergovernmental grants. These amounts are deferred and recognized as an inflow of resources in the period the amounts become available.

For the Career Center, see Note 12 and 13 for deferred inflows of resources related to the Career Center's net pension liability and net OPEB liability, respectively. This deferred inflow of resources is only reported on the government-wide statement of net position.

Unearned Revenues - Revenues received during fiscal year 2018 resulting from exchange transactions for which the Career Center has yet to provide the requisite services as of June 30, 2018 have been recorded as unearned revenue on both the government-wide and fund financial statements. The Career Center had no unearned revenues to report as of June 30, 2018.

Expenses/Expenditures - On the accrual basis of accounting, expenses are recognized at the time they are incurred. The entitlement value of donated commodities received during the fiscal year is reported in the financial statements as an expense with a like amount reported as intergovernmental revenue.

**DELAWARE AREA CAREER CENTER
DELAWARE COUNTY, OHIO**

NOTES TO BASIC FINANCIAL STATEMENTS
FOR THE FISCAL YEAR ENDED JUNE 30, 2018

NOTE 2 - SUMMARY OF SIGNIFICANT ACCOUNTING POLICIES - (Continued)

The measurement focus of governmental fund accounting is on decreases in net financial resources (expenditures) rather than expenses. Expenditures are generally recognized in the accounting period in which the related fund liability is incurred, if measurable. Allocations of cost, such as depreciation and amortization, are not recognized in governmental funds.

E. Budgets

The budgetary process is prescribed by provisions of the Ohio Revised Code and entails the preparation of budgetary documents within an established timetable. The major documents prepared are the tax budget, the certificate of estimated resources, and the appropriation resolution, all of which are prepared on the budgetary basis of accounting. The certificate of estimated resources and the appropriation resolution are subject to amendment throughout the year with the legal restriction that appropriations cannot exceed estimated resources, as certified.

The specific timetable for fiscal year 2018 is as follows:

1. Prior to January 15, the Superintendent and Treasurer submit to the Board of Education a proposed operating budget for the fiscal year commencing the following July 1. The budget includes proposed expenditures and the means of financing for all funds. Public hearings are publicized and conducted to obtain taxpayers' comments. The purpose of this budget document is to reflect the need for existing (or increased) tax rates.
2. By no later than January 20, the Board-adopted budget is filed with the Delaware County Budget Commission for tax rate determination.
3. Prior to April 1, the Board of Education accepts, by formal resolution, the tax rates as determined by the Budget Commission and receives the Commission's certificate of estimated resources, which states the projected revenue of each fund. Prior to July 1, the Career Center must revise its budget so that total contemplated expenditures from any fund during the ensuing year will not exceed the amount stated in the certificate of estimated resources. The revised budget then serves as a basis for the appropriation measure. On or about July 1, the certificate of estimated resources is amended to include any unencumbered balances from the preceding year as reported by the Career Center Treasurer.

The certificate of estimated resources may be further amended during the year if projected increases or decreases in revenue are identified by the Career Center Treasurer. The amounts reported in the budgetary statement reflect the amounts set forth in the original and final certificates of estimated resources issued for fiscal year 2018.

4. By July 1, the annual appropriation resolution is legally enacted by the Board of Education at the fund level of expenditures for all funds, which is the legal level of budgetary control. (State statute permits a temporary appropriation to be effective until no later than October 1 of each year.) Appropriations by fund must be within the estimated resources as certified by the County Budget Commission and the total of expenditures and encumbrances may not exceed the appropriation totals.
5. All funds, other than agency funds, are legally required to be budgeted and appropriated. Short-term interfund loans are not required to be budgeted since they represent a temporary cash flow resource, and are intended to be repaid.

**DELAWARE AREA CAREER CENTER
DELAWARE COUNTY, OHIO**

NOTES TO BASIC FINANCIAL STATEMENTS
FOR THE FISCAL YEAR ENDED JUNE 30, 2018

NOTE 2 - SUMMARY OF SIGNIFICANT ACCOUNTING POLICIES - (Continued)

6. Any revisions that alter the legal level of budgetary control must be approved by the Board of Education.
7. Formal budgetary integration is employed as a management control device during the year for all funds, consistent with statutory provisions.
8. Appropriation amounts are as originally adopted, or as amended by the Board of Education through the year by supplemental appropriations, which either reallocated or increased the original and final appropriated amounts. All supplemental appropriations were legally enacted by the Board during fiscal year 2018.
9. Unencumbered appropriations lapse at year end. Encumbered appropriations are carried forward to the succeeding fiscal year and need not be reappropriated. Cash disbursements plus encumbrances may not legally exceed budgeted appropriations at the legal level of budgetary control for the fund.

F. Cash and Investments

To improve cash management, cash received by the Career Center is pooled. Monies for all funds are maintained in this pool. Individual fund integrity is maintained through the Career Center's records. Each fund's interest in the pool is presented as "equity in pooled cash and investments" on the basic financial statements.

During fiscal year 2018, investments were limited to Federal Farm Credit Bank (FFCB) securities, Federal Home Loan Mortgage Corporation (FHLMC) securities, U.S. Government money market mutual fund, and investments in the State Treasury Asset Reserve of Ohio (STAR Ohio). Except for STAR Ohio discussed below, investments are reported at fair value which is based on quoted market prices.

During fiscal year 2018, the Career Center invested in STAR Ohio. STAR Ohio (the State Treasury Asset Reserve of Ohio), is an investment pool managed by the State Treasurer's Office which allows governments within the State to pool their funds for investment purposes. STAR Ohio is not registered with the SEC as an investment company, but has adopted Governmental Accounting Standards Board (GASB), Statement No. 79, "Certain External Investment Pools and Pool Participants." The Career Center measures its investment in STAR Ohio at the net asset value (NAV) per share provided by STAR Ohio. The NAV per share is calculated on an amortized cost basis that provides a NAV per share that approximates fair value.

For fiscal year 2018, there were no limitations or restrictions on any participant withdrawals due to redemption notice periods, liquidity fees, or redemption gates. However, notice must be given 24 hours in advance of all deposits and withdrawals exceeding \$25 million. STAR Ohio reserves the right to limit the transaction to \$50 million, requiring the excess amount to be transacted the following business day(s), but only to the \$50 million limit. All accounts of the participant will be combined for these purposes.

Under existing Ohio statute, interest earnings are allotted to the general fund unless the Board of Education has, by resolution, specified funds to receive an allocation of interest earnings. Interest revenue credited to the general fund during fiscal year 2018 amounted to \$355,930, which includes \$209,009 assigned from other Career Center funds.

**DELAWARE AREA CAREER CENTER
DELAWARE COUNTY, OHIO**

NOTES TO BASIC FINANCIAL STATEMENTS
FOR THE FISCAL YEAR ENDED JUNE 30, 2018

NOTE 2 - SUMMARY OF SIGNIFICANT ACCOUNTING POLICIES - (Continued)

For presentation on the basic financial statements, investments of the cash management pool and investments with original maturities of three months or less at the time they are purchased by the Career Center are considered to be cash equivalents. Investments with an initial maturity of more than three months are reported as investments.

An analysis of the Career Center’s investment account at fiscal year-end is provided in Note 4.

G. Inventory

On government-wide and fund financial statements, purchased inventories are presented at the lower of cost or market and donated commodities are presented at their entitlement value. Inventories are recorded on a first-in, first-out basis and are expended/expensed when used. Inventories are accounted for using the consumption method on both the fund financial statements and the government-wide statements.

On the fund financial statements, reported materials and supplies inventory is equally offset by nonspendable fund balance in the governmental funds, which indicates that it does not constitute available spendable resources even though it is a component of net current assets.

Inventories consist of donated food, purchased food, and non-food supplies.

H. Capital Assets

General capital assets are those assets specifically related to governmental activities. These assets generally result from expenditures in the governmental funds. These assets are reported in the governmental activities column of the government-wide statement of net position, but are not reported in the fund financial statements.

All capital assets are capitalized at cost (or estimated historical cost) and updated for additions and deductions during the year. Donated capital assets are recorded at their acquisition values as of the date received. The Career Center maintains its capitalization threshold at \$2,500. Improvements are capitalized; the costs of normal maintenance and repairs that do not add to the value of the asset or materially extend an asset’s life are not. The Career Center does not possess infrastructure.

All reported capital assets except land and construction in progress are depreciated. Improvements are depreciated over the remaining useful lives of the related capital assets. Depreciation is computed using the straight-line method over the following useful lives:

<u>Description</u>	Governmental Activities <u>Estimated Lives</u>
Land improvements	25 years
Buildings and improvements	10 - 100 years
Furniture and equipment	5 - 70 years
Vehicles	6 - 10 years

**DELAWARE AREA CAREER CENTER
DELAWARE COUNTY, OHIO**

NOTES TO BASIC FINANCIAL STATEMENTS
FOR THE FISCAL YEAR ENDED JUNE 30, 2018

NOTE 2 - SUMMARY OF SIGNIFICANT ACCOUNTING POLICIES - (Continued)

I. Interfund Balances

On fund financial statements, receivables and payables resulting from short-term interfund loans are classified as “interfund loans receivable/payable” and “loans receivable/payable”. The “interfund loans receivable/payable” balance is eliminated in the governmental activities column on the statement of net position. The “loans receivable/payable” balance is reported in both the government-wide and fund financial statements for amounts due to/from agency funds.

J. Compensated Absences

Compensated absences of the Career Center consist of vacation leave and sick leave to the extent that payments to the employee for these absences are attributable to services already rendered and are not contingent on a specific event that is outside the control of the Career Center and the employee.

In accordance with the provisions of GASB Statement No. 16, “Accounting for Compensated Absences”, a liability for vacation leave is accrued if a) the employees’ rights to payment are attributable to services already rendered; and b) it is probable that the employer will compensate the employees for the benefits through paid time off or other means, such as cash payment at termination or retirement. An accrual for earned sick leave is made to the extent that it is probable that the benefits will result in termination (severance) payments. A liability for sick leave is accrued using the vesting method; i.e., the liability is based on the sick leave accumulated at the balance sheet date by those employees who are currently eligible to receive termination (severance) payments, as well as those employees expected to become eligible in the future. For purposes of establishing a liability for sick leave on employees expected to become eligible to retire in the future, all employees with at least 10 years of service at any age were considered expected to become eligible to retire in accordance with GASB Statement No. 16.

The total liability for vacation leave and sick leave payments has been calculated using pay rates in effect at June 30, 2018 and reduced to the maximum payment allowed by labor contract and/or statute, plus any additional salary related payments.

The entire compensated absences liability is reported on the government-wide financial statements.

For governmental fund financial statements, the current portion of unpaid compensated absences is the amount expected to be paid using expendable available resources. These amounts are recorded in the account “compensated absences payable” in the funds from which the employees who have accumulated unpaid leave are paid. The noncurrent portion of the liability is not reported.

K. Accrued Liabilities and Long-Term Obligations

All payables, accrued liabilities and long-term obligations are reported in the government-wide financial statements, and all payables, accrued liabilities, and long-term obligations payable from the proprietary fund are reported in the proprietary fund financial statements.

In general, governmental fund payables and accrued liabilities that, once incurred, are paid in a timely manner and in full from current financial resources are reported as obligations of the funds. However, compensated absences and net pension liabilities that will be paid from governmental funds are reported as a liability in the fund financial statements only to the extent that they are due for payment during the current fiscal year. Capital lease obligations are recognized as a liability in the fund financial statements when due.

**DELAWARE AREA CAREER CENTER
DELAWARE COUNTY, OHIO**

NOTES TO BASIC FINANCIAL STATEMENTS
FOR THE FISCAL YEAR ENDED JUNE 30, 2018

NOTE 2 - SUMMARY OF SIGNIFICANT ACCOUNTING POLICIES - (Continued)

L. Fund Balance

Fund balance is divided into five classifications based primarily on the extent to which the Career Center is bound to observe constraints imposed upon the use of the resources in the governmental funds. The classifications are as follows:

Nonspendable - The nonspendable fund balance classification includes amounts that cannot be spent because they are not in spendable form or legally required to be maintained intact. The “not in spendable form” criterion includes items that are not expected to be converted to cash.

Restricted - Fund balance is reported as restricted when constraints are placed on the use of resources that are either externally imposed by creditors (such as through debt covenants), grantors, contributors, or laws or regulations of other governments, or imposed by law through constitutional provisions or enabling legislation.

Committed - The committed fund balance classification includes amounts that can be used only for the specific purposes imposed by a formal action (resolution) of the Career Center Board of Education (the highest level of decision making authority). Those committed amounts cannot be used for any other purpose unless the Career Center Board of Education removes or changes the specified use by taking the same type of action (resolution) it employed to previously commit those amounts. Committed fund balance also incorporates contractual obligations to the extent that existing resources in the fund have been specifically committed for use in satisfying those contractual requirements.

Assigned - Amounts in the assigned fund balance classification are intended to be used by the Career Center for specific purposes, but do not meet the criteria to be classified as restricted nor committed. In governmental funds other than the general fund, assigned fund balance represents the remaining amount that is not restricted or committed. In the general fund, assigned amounts represent intended uses established by policies of the Career Center Board of Education, which includes giving the Treasurer the authority to constrain monies for intended purposes.

Unassigned - Unassigned fund balance is the residual classification for the general fund and includes all spendable amounts not contained in the other classifications. In other governmental funds, the unassigned classification is only used to report a deficit fund balance resulting from overspending for specific purposes for which amounts had been restricted, committed, or assigned.

The Career Center applies restricted resources first when expenditures are incurred for purposes for which restricted and unrestricted (committed, assigned, and unassigned) fund balance is available. Similarly, within unrestricted fund balance, committed amounts are reduced first followed by assigned, and then unassigned amounts when expenditures are incurred for purposes for which amounts in any of the unrestricted fund balance classifications could be used.

**DELAWARE AREA CAREER CENTER
DELAWARE COUNTY, OHIO**

NOTES TO BASIC FINANCIAL STATEMENTS
FOR THE FISCAL YEAR ENDED JUNE 30, 2018

NOTE 2 - SUMMARY OF SIGNIFICANT ACCOUNTING POLICIES - (Continued)

M. Net Position

Net position represents the difference between assets plus deferred outflows of resources and liabilities plus deferred inflows of resources. The net position component “net investment in capital assets,” consists of capital assets, net of accumulated depreciation, reduced by the outstanding balances of any borrowing or liabilities used for the acquisition, construction or improvement of those assets. Deferred outflows of resources and deferred inflows of resources that are attributable to the acquisition, construction or improvement of those assets or related debt also should be included in this component of net position. Net position is reported as restricted when there are limitations imposed on its use either through the enabling legislation adopted by the Career Center or through external restrictions imposed by creditors, grantors or laws or regulations of other governments.

The Career Center applies restricted resources first when an expense is incurred for purposes for which both restricted and unrestricted net position is available.

N. Prepayments

Certain payments to vendors reflect the costs applicable to future accounting periods and are recorded as prepayments in both government-wide and fund financial statements. These items are reported in the financial statements using the consumption method. A current asset for the prepaid amounts is recorded at the time of the purchase and the expenditure/expense is reported in the year in which services are consumed. At fiscal year end, because prepayments are not available to finance future governmental fund expenditures, the fund balance is considered nonspendable in an amount equal to the carrying value of the asset on the fund financial statements.

O. Estimates

The preparation of the basic financial statements in conformity with GAAP requires management to make estimates and assumptions that affect the amounts reported in the basic financial statements and accompanying notes. Actual results may differ from those estimates.

P. Interfund Activity

Exchange transactions between funds are reported as revenues in the seller funds and as expenditures/expenses in the purchaser funds. Flows of cash or goods from one fund to another without a requirement for repayment are reported as interfund transfers. Interfund transfers are reported as other financing sources/uses in governmental funds. Repayments from funds responsible for particular expenditures/expenses to the funds that initially paid for them are not presented on the financial statements.

Q. Pensions/Other Postemployment Benefits (OPEB)

For purposes of measuring the net pension/OPEB liability, information about the fiduciary net position of the pension/OPEB plans and additions to/deductions from their fiduciary net position have been determined on the same basis as they are reported by the pension/OPEB plan. For this purpose, benefit payments (including refunds of employee contributions) are recognized when due and payable in accordance with the benefit terms. The pension/OPEB plans report investments at fair value.

**DELAWARE AREA CAREER CENTER
DELAWARE COUNTY, OHIO**

NOTES TO BASIC FINANCIAL STATEMENTS
FOR THE FISCAL YEAR ENDED JUNE 30, 2018

NOTE 2 - SUMMARY OF SIGNIFICANT ACCOUNTING POLICIES - (Continued)

R. Extraordinary and Special Items

Extraordinary items are transactions or events that are both unusual in nature and infrequent in occurrence. Special items are transactions or events that are within the control of the Board of Education and that are either unusual in nature or infrequent in occurrence. Neither type of transaction occurred during fiscal year 2018.

S. Fair Market Value

The Career Center categorizes its fair value measurements within the fair value hierarchy established by generally accepted accounting principles. The hierarchy is based on the valuation inputs used to measure the fair value of the asset. Level 1 inputs are quoted prices in active markets for identical assets; Level 2 inputs are significant other observable inputs; Level 3 inputs are significant unobservable inputs.

NOTE 3 - ACCOUNTABILITY AND COMPLIANCE

A. Change in Accounting Principles/Restatement of Net Position

For fiscal year 2018, the Career Center has implemented GASB Statement No. 75, "Accounting and Financial Reporting for Postemployment Benefits Other Than Pension", GASB Statement No. 81 "Irrevocable Split-Interest Agreements" GASB Statement No. 85, "Omnibus 2017" and GASB Statement No. 86, "Certain Debt Extinguishments".

GASB Statement No. 75 improves the accounting and financial reporting by state and local governments for postemployment benefits other than pension (OPEB). It also improves information provided by state and local governmental employers about financial support for OPEB that is provided by other entities. The implementation of GASB Statement No. 75 affected the Career Center's postemployment benefit plan disclosures, as presented in Note 13 to the basic financial statements and added required supplementary information which is presented on pages 80-93.

GASB Statement No. 81 improves the accounting and financial reporting for irrevocable split-interest agreements by providing recognition and measurement guidance for situations in which a government is a beneficiary of the agreement. The implementation of GASB Statement No. 81 did not have an effect on the financial statements of the Career Center.

GASB Statement No. 85 addresses practice issues that have been identified during implementation and application of certain GASB Statements. This Statement addresses a variety of topics including issues related to blending component units, goodwill, fair value measurement and application, and OPEB. The implementation of GASB Statement No. 85 did not have an effect on the financial statements of the Career Center.

**DELAWARE AREA CAREER CENTER
DELAWARE COUNTY, OHIO**

NOTES TO BASIC FINANCIAL STATEMENTS
FOR THE FISCAL YEAR ENDED JUNE 30, 2018

NOTE 3 - ACCOUNTABILITY AND COMPLIANCE - (Continued)

GASB Statement No. 86 improves consistency in accounting and financial reporting for in-substance defeasance of debt by providing guidance for transactions in which cash and other monetary assets acquired with only existing resources - resources other than the proceeds of refunding debt - are placed in an irrevocable trust for the sole purpose of extinguishing debt. This Statement also improves accounting and financial reporting for prepaid insurance on debt that is extinguished and notes to financial statements for debt that is defeased in substance. The implementation of GASB Statement No. 86 did not have an effect on the financial statements of the Career Center.

A net position restatement is required in order to implement GASB Statement No 75. The governmental activities at July 1, 2017 have been restated as follows:

	Governmental Activities
Net position as previously reported	\$ 40,555,443
Deferred outflows - payments subsequent to measurement date	8,766
Net OPEB liability	(4,788,492)
Restated net position at July 1, 2017	\$ 35,775,717

Other than employer contributions subsequent to the measurement date, the Career Center made no restatement for deferred inflows/outflows of resources as the information needed to generate these restatements was not available. The restatement had no effect on fund balances.

B. Deficit Fund Balances

Fund balances at June 30, 2018 included the following individual fund deficits:

<u>Nonmajor funds</u>	<u>Deficit</u>
Food Service	\$ 2,371
Adult Basic Education	10,274
Vocational Education	9,814
Miscellaneous Federal Grants	5,882

The general fund is liable for any deficit in these funds and provides transfers when cash is required, not when accruals occur. The deficit fund balances resulted from adjustments for accrued liabilities.

NOTE 4 - DEPOSITS AND INVESTMENTS

State statutes classify monies held by the Career Center into three categories.

Active deposits are public deposits necessary to meet current demands on the treasury. Such monies must be maintained either as cash in the Career Center treasury, in commercial accounts payable or withdrawable on demand, including negotiable order of withdrawal (NOW) accounts, or in money market deposit accounts.

**DELAWARE AREA CAREER CENTER
DELAWARE COUNTY, OHIO**

NOTES TO BASIC FINANCIAL STATEMENTS
FOR THE FISCAL YEAR ENDED JUNE 30, 2018

NOTE 4 - DEPOSITS AND INVESTMENTS - (Continued)

Inactive deposits are public deposits that the Board of Education has identified as not required for use within the current five year period of designation of depositories. Inactive deposits must either be evidenced by certificates of deposit maturing not later than the end of the current period of designation of depositories, or by savings or deposit accounts including, but not limited to, passbook accounts.

Interim deposits are deposits of interim monies. Interim monies are those monies which are not needed for immediate use, but which will be needed before the end of the current period of designation of depositories.

Interim deposits must be evidenced by time certificates of deposit maturing not more than one year from the date of deposit or by savings or deposit accounts including passbook accounts.

Interim monies may be deposited or invested in the following securities:

1. United States Treasury Notes, Bills, Bonds, or any other obligation or security issued by the United States Treasury or any other obligation guaranteed as to principal and interest by the United States;
2. Bonds, notes, debentures, or any other obligations or securities issued by any federal government agency or instrumentality, including, but not limited to, the Federal National Mortgage Association, Federal Home Loan Bank, Federal Farm Credit Bank, Federal Home Loan Mortgage Corporation, Government National Mortgage Association, and Student Loan Marketing Association. All federal agency securities shall be direct issuances of federal government agencies or instrumentalities;
3. Written repurchase agreements in the securities listed above provided that the market value of the securities subject to the repurchase agreement must exceed the principal value of the agreement by at least two percent and be marked to market daily, and that the term of the agreement must not exceed thirty days;
4. Bonds and other obligations of the State of Ohio;
5. No-load money market mutual funds consisting exclusively of obligations described in items (1) and (2) above and repurchase agreements secured by such obligations, provided that investments in securities described in this division are made only through eligible institutions;
6. The State Treasury Asset Reserve of Ohio investment pool (STAR Ohio);
7. Certain banker's acceptance and commercial paper notes for a period not to exceed one hundred eighty days from the purchase date in an amount not to exceed twenty-five percent of the interim monies available for investment at any one time; and,
8. Under limited circumstances, corporate debt interests rated in either of the two highest classifications by at least two nationally recognized rating agencies.

Protection of Career Center's deposits is provided by the Federal Deposit Insurance Corporation (FDIC), by eligible securities pledged by the financial institution as security for repayment, by surety company bonds deposited with the Treasurer by the financial institution or by a single collateral pool established by the financial institution to secure the repayment of all public monies deposited with the institution.

**DELAWARE AREA CAREER CENTER
DELAWARE COUNTY, OHIO**

**NOTES TO BASIC FINANCIAL STATEMENTS
FOR THE FISCAL YEAR ENDED JUNE 30, 2018**

NOTE 4 - DEPOSITS AND INVESTMENTS - (Continued)

Investments in stripped principal or interest obligations, reverse repurchase agreements and derivatives are prohibited. The issuance of taxable notes for the purpose of arbitrage, the use of leverage and short selling are also prohibited. An investment must mature within five years from the date of purchase unless matched to a specific obligation or debt of the Career Center, and must be purchased with the expectation that it will be held to maturity. Investments may only be made through specified dealers and institutions. Payment for investments may be made only upon delivery of the securities representing the investments to the Treasurer or, if the securities are not represented by a certificate, upon receipt of confirmation of transfer from the custodian.

A. Cash on Hand

At fiscal year end, the Career Center had \$425 in undeposited cash on hand, which is included on the financial statements of the Career Center as part of “equity in pooled cash and investments”.

B. Deposits with Financial Institutions

At June 30, 2018, the carrying amount of all Career Center deposits was \$3,760,352 and the bank balance of all Career Center deposits was \$4,040,642. Of the bank balance, \$2,760,231 was covered by the FDIC and \$1,280,411 was potentially exposed to custodial credit risk discussed below because those deposits were uninsured and could be uncollateralized.

Custodial credit risk is the risk that, in the event of bank failure, the Career Center will not be able to recover deposits or collateral securities that are in the possession of an outside party. The Career Center has no deposit policy for custodial credit risk beyond the requirements of State statute. Ohio law requires that deposits either be insured or protected by (1) eligible securities pledged to the Career Center and deposited with a qualified trustee by the financial institution as security for repayment whose market value at all times shall be at least 105 percent of the deposits being secured, or (2) participation in the Ohio Pooled Collateral System (OPCS), a collateral pool of eligible securities deposited with a qualified trustee and pledged to the Treasurer of State to secure the repayment of all public monies deposited in the financial institution. OPCS requires the total market value of the securities pledged to be 102 percent of the deposits being secured or a rate set by the Treasurer of State. For 2018, the Career Center’s financial institutions were approved for a reduced collateral rate of 102 percent through the OPCS. Although all statutory requirements for the deposit of money had been followed, noncompliance with Federal requirements could potentially subject the Career Center to a successful claim by the FDIC.

**DELAWARE AREA CAREER CENTER
DELAWARE COUNTY, OHIO**

NOTES TO BASIC FINANCIAL STATEMENTS
FOR THE FISCAL YEAR ENDED JUNE 30, 2018

NOTE 4 - DEPOSITS AND INVESTMENTS - (Continued)

C. Investments

As of June 30, 2018, the Career Center had the following investments and maturities:

<u>Measurement/ Investment type</u>	<u>Measurement Amount</u>	<u>Investment Maturities 6 Months or Less</u>
<i>Fair Value:</i>		
FFCB	\$ 2,991,900	\$ 2,991,900
FHLMC	2,988,020	2,988,020
U.S. Government Money Market Mutual fund	1,517,166	1,517,166
<i>Amortized Cost:</i>		
STAR Ohio	<u>12,425,009</u>	<u>12,425,009</u>
Total	<u>\$ 19,922,095</u>	<u>\$ 19,922,095</u>

The weighted average maturity of investments is 0.11 years.

The Career Center's investments in U.S. Government money market mutual funds are valued using quoted market prices in active markets (Level 1 inputs). The Career Center's investments in federal agency securities (FFCB and FHLMC) are valued using quoted prices in markets that are not considered to be active, dealer quotations or alternative pricing sources for similar assets or liabilities for which all significant inputs are observable, either directly or indirectly (Level 2 inputs). As discussed in Note 2.F, investments in STAR Ohio are measured at their net asset value per share.

Interest Rate Risk: Interest rate risk arises as potential purchasers of debt securities will not agree to pay face value for those securities if interest rates subsequently increase. As a means of limiting its exposure to fair value losses arising from rising interest rates and according to State law, the Career Center's investment policy limits investment portfolio maturities to five years or less.

Credit Risk: The Career Center's investments in federal agency securities were rated AA+ and Aaa by Standard & Poor's and Moody's Investor Services, respectively. STAR Ohio and the U.S. Government money market mutual fund are rated AAAM by Standard & Poor's. The Career Center's investment policy does not specifically address credit risk beyond the adherence to all relevant sections of the Ohio Revised Code.

Custodial Credit Risk: For an investment, custodial credit risk is the risk that, in the event of the failure of the counterparty, the Career Center will not be able to recover the value of its investments or collateral securities that are in the possession of an outside party. The federal agency securities are exposed to custodial credit risk in that they are uninsured, unregistered and held by the counterparty's trust department or agent, but not in the Career Center's name. The Career Center has no investment policy dealing with investment custodial risk beyond the requirement in State statute that prohibits payment for investments prior to the delivery of the securities representing such investments to the Treasurer or qualified trustee.

**DELAWARE AREA CAREER CENTER
DELAWARE COUNTY, OHIO**

NOTES TO BASIC FINANCIAL STATEMENTS
FOR THE FISCAL YEAR ENDED JUNE 30, 2018

NOTE 4 - DEPOSITS AND INVESTMENTS - (Continued)

Concentration of Credit Risk: The Career Center places no limit on the amount that may be invested in any one issuer. The following table includes the percentage of each investment type held by the Career Center at June 30, 2018:

<u>Measurement/ Investment type</u>	<u>Measurement Amount</u>	<u>% of Total</u>
<i>Fair Value:</i>		
FFCB	\$ 2,991,900	15.02
FHLMC	2,988,020	15.00
U.S. Government Money Market Mutual fund	1,517,166	7.62
<i>Amortized Cost:</i>		
STAR Ohio	<u>12,425,009</u>	<u>62.36</u>
Total	<u>\$ 19,922,095</u>	<u>100.00</u>

D. Reconciliation of Cash and Investments to the Statement of Net Position

The following is a reconciliation of cash and investments as reported in the note above to cash and investments as reported on the statement of net position as of June 30, 2018:

<u>Cash and investments per note</u>	
Carrying amount of deposits	\$ 3,760,352
Investments	19,922,095
Cash on hand	<u>425</u>
Total	<u>\$ 23,682,872</u>
 <u>Cash and investments per statement of net position</u>	
Governmental activities	\$ 23,571,882
Private-purpose trust fund	17,249
Agency funds	<u>93,741</u>
Total	<u>\$ 23,682,872</u>

NOTE 5 - INTERFUND TRANSACTIONS

- A.** Interfund loans receivable/payable consisted of the following at June 30, 2018, as reported on the fund financial statements:

<u>Receivable fund</u>	<u>Payable funds</u>	<u>Amount</u>
General fund	Nonmajor governmental funds	<u>\$ 141,437</u>

The primary purpose of the interfund balances is to cover costs in specific funds where revenues were not received by June 30. These interfund balances will be repaid once the anticipated revenues are received. All interfund balances are expected to be repaid within one year.

**DELAWARE AREA CAREER CENTER
DELAWARE COUNTY, OHIO**

NOTES TO BASIC FINANCIAL STATEMENTS
FOR THE FISCAL YEAR ENDED JUNE 30, 2018

NOTE 5 - INTERFUND TRANSACTIONS - (Continued)

Interfund balances between governmental funds are eliminated in the government-wide financial statements; therefore, no internal balances at June 30, 2018 are reported on the statement of net position.

- B.** Loans between governmental funds and agency funds are reported as loans receivable/payable on the financial statements. The Career Center had the following loan outstanding at June 30, 2018:

<u>Receivable fund</u>	<u>Payable fund</u>	<u>Amount</u>
General fund	Agency funds	<u>\$ 14,789</u>

This loan is expected to be repaid within one year, as resources become available in the agency fund.

- C.** Interfund transfers for the year ended June 30, 2018 consisted of the following, as reported on the fund financial statements:

<u>Transfers from general fund to:</u>	<u>Amount</u>
Permanent Improvement fund	\$ 16,000,000
Nonmajor governmental funds	<u>121,192</u>
Total	<u>\$ 16,121,192</u>

Transfers are used to (1) move revenues from the fund that statute or budget requires to collect them to the fund that statute or budget requires to expend them, and (2) use unrestricted revenues collected in the general fund to finance various programs accounted for in other funds in accordance with budgetary authorizations.

The transfer from the general fund to the permanent improvement fund was made to provide financing to the continuing construction projects at the Career Center. The transfers from the general fund to the nonmajor governments fund were primarily to support food service and adult education programs.

Interfund transfers between governmental funds are eliminated on the government-wide financial statements; therefore, no transfers are reported in the statement of activities.

All transfers during fiscal year 2018 were made in accordance with Ohio Revised Code Sections 5705.14, 5705.15 and 5704.16.

**DELAWARE AREA CAREER CENTER
DELAWARE COUNTY, OHIO**

**NOTES TO BASIC FINANCIAL STATEMENTS
FOR THE FISCAL YEAR ENDED JUNE 30, 2018**

NOTE 6 - PROPERTY TAXES

Property taxes are levied and assessed on a calendar year basis while the Career Center fiscal year runs from July through June. First half tax collections are received by the Career Center in the second half of the fiscal year. Second half tax distributions occur in the first half of the following fiscal year.

Property taxes include amounts levied against all real property and public utility property. Real property tax revenues received in calendar year 2018 represent the collection of calendar year 2017 taxes. Real property taxes received in calendar year 2018 were levied after April 1, 2017, on the assessed values as of January 1, 2017, the lien date. Assessed values for real property taxes are established by State statute at 35 percent of appraised market value. Real property taxes are payable annually or semiannually. If paid annually, payment is due December 31; if paid semiannually, the first payment is due December 31, with the remainder payable by June 20. Under certain circumstances, State statute permits alternate payment dates to be established. Public utility property tax revenues received in calendar year 2018 represent the collection of calendar year 2017 taxes. Public utility real and personal property taxes received in calendar year 2018 became a lien on December 31, 2016, were levied after April 1, 2017, and are collected with real property taxes. Public utility real property is assessed at 35 percent of true value; public utility tangible personal property is currently assessed at varying percentages of true value.

The Career Center receives property taxes from Delaware, Franklin, Morrow, Union, and Marion Counties. The County Auditors periodically advance to the Career Center its portion of the taxes collected. Second-half real property tax payments collected by the County by June 30, 2018, are available to finance fiscal year 2018 operations. The amount available as an advance at June 30, 2018 was \$3,022,583 in the general fund and \$396,421 in the permanent improvement fund. These amounts are recorded as revenue. The amount available for advance at June 30, 2017 was \$2,160,935 in the general fund. The amount of second-half real property taxes available for advance at fiscal year-end can vary based on the date the tax bills are sent.

Accrued property taxes receivable includes real property, public utility property and delinquent tangible personal property taxes which are measurable as of June 30, 2018 and for which there is an enforceable legal claim. Although total property tax collections for the next fiscal year are measurable, only the amount of real property taxes available as an advance at June 30 was levied to finance current fiscal year operations and is reported as revenue at fiscal year-end. The portion of the receivable not levied to finance current fiscal year operations is offset by a credit to deferred inflows.

On the accrual basis of accounting, collectible delinquent property taxes have been recorded as a receivable and revenue, while on a modified accrual basis of accounting the revenue has been reported as a deferred inflow.

**DELAWARE AREA CAREER CENTER
DELAWARE COUNTY, OHIO**

NOTES TO BASIC FINANCIAL STATEMENTS
FOR THE FISCAL YEAR ENDED JUNE 30, 2018

NOTE 6 - PROPERTY TAXES - (Continued)

The assessed values upon which the fiscal year 2018 taxes were collected are:

	2017 Second Half Collections		2018 First Half Collections	
	<u>Amount</u>	<u>Percent</u>	<u>Amount</u>	<u>Percent</u>
Agricultural/residential and other real estate	\$ 5,459,392,700	94.46	\$ 6,052,887,540	94.83
Public utility personal	<u>320,039,620</u>	<u>5.54</u>	<u>330,043,610</u>	<u>5.17</u>
Total	<u>\$ 5,779,432,320</u>	<u>100.00</u>	<u>\$ 6,382,931,150</u>	<u>100.00</u>
Tax rate per \$1,000 of assessed valuation	\$ 3.20		\$ 3.20	

NOTE 7 - RECEIVABLES

Receivables at June 30, 2018 consisted of property taxes, accounts (billings for user charged services and student fees), accrued interest, and intergovernmental grants and entitlements. All receivables are considered collectible in full due to the ability to foreclose for the nonpayment of taxes, the stable condition of State programs and the current year guarantee of federal funds.

A list of the principal items of receivables reported on the statement of net position follows:

Governmental activities:

Property taxes	\$ 12,996,464
Accounts	77,402
Accrued interest	9,071
Intergovernmental	<u>220,897</u>
Total	<u>\$ 13,303,834</u>

Receivables have been disaggregated on the face of the basic financial statements. All receivables are expected to be collected within the subsequent year.

THIS SPACE INTENTIONALLY LEFT BLANK

**DELAWARE AREA CAREER CENTER
DELAWARE COUNTY, OHIO**

NOTES TO BASIC FINANCIAL STATEMENTS
FOR THE FISCAL YEAR ENDED JUNE 30, 2018

NOTE 8 - CAPITAL ASSETS

Capital asset activity for the fiscal year ended June 30, 2018, was as follows:

	Balance <u>July 1, 2017</u>	<u>Additions</u>	<u>Deductions</u>	Balance <u>June 30, 2018</u>
Governmental activities:				
Capital assets, not being depreciated:				
Land	\$ 542,956	\$ -	\$ -	\$ 542,956
Construction in progress	<u>13,528,513</u>	<u>23,699,999</u>	<u>-</u>	<u>37,228,512</u>
Total capital assets, not being depreciated	<u>14,071,469</u>	<u>23,699,999</u>	<u>-</u>	<u>37,771,468</u>
Capital assets, being depreciated:				
Land improvements	1,524,965	-	-	1,524,965
Buildings and improvements	18,052,245	47,100	-	18,099,345
Furniture and equipment	4,861,988	424,429	(141,681)	5,144,736
Vehicles	<u>220,335</u>	<u>-</u>	<u>-</u>	<u>220,335</u>
Total capital assets, being depreciated	<u>24,659,533</u>	<u>471,529</u>	<u>(141,681)</u>	<u>24,989,381</u>
Less: accumulated depreciation:				
Land improvements	(1,176,008)	(33,351)	-	(1,209,359)
Buildings and improvements	(4,607,742)	(440,081)	-	(5,047,823)
Furniture and equipment	(3,231,323)	(248,918)	139,523	(3,340,718)
Vehicles	<u>(213,792)</u>	<u>(509)</u>	<u>-</u>	<u>(214,301)</u>
Total accumulated depreciation	<u>(9,228,865)</u>	<u>(722,859)</u>	<u>139,523</u>	<u>(9,812,201)</u>
Governmental activities capital assets, net	<u>\$ 29,502,137</u>	<u>\$ 23,448,669</u>	<u>\$ (2,158)</u>	<u>\$ 52,948,648</u>

On July 27, 2017, the Career Center entered into a Purchase Contract for Property Sold Agreement (the "Agreement") with the Delaware County Board of Commissioners (the "Board of Commissioners") for the sale of the North Campus facility and certain related fixtures, appurtenances, and furnishings related to the property. The Agreement calls for the Board of Commissioners to purchase the property for \$1,770,000 with \$500,000 of deposits being received in fiscal year 2018 and the balance of \$1,270,000 being due upon closing. According to the Agreement, the closing will occur on or before August 31, 2019 although the parties may agree to extend this deadline. The Career Center retains title to and occupies the property until closing.

Capital asset disposals and any related gain/loss resulting from the sale will be recognized in the fiscal year that the closing takes place. At June 30, 2018, the deposits received by the Career Center from the Board of Commissioners related to this Agreement are reported as Property Purchase Deposits Payable on the financial statements.

**DELAWARE AREA CAREER CENTER
DELAWARE COUNTY, OHIO**

NOTES TO BASIC FINANCIAL STATEMENTS
FOR THE FISCAL YEAR ENDED JUNE 30, 2018

NOTE 8 - CAPITAL ASSETS - (Continued)

Depreciation expense was charged to governmental activities as follows:

Instruction:	
Regular	\$ 62,186
Vocational	432,407
Adult/continuing	14,291
Support services:	
Pupil	7,502
Instructional staff	13,289
Board of education	4,062
Administration	31,308
Fiscal	340
Operations and maintenance	103,368
Central	8,460
Other non-instructional services	20,293
Food service operations	<u>25,353</u>
Total depreciation expense	<u>\$ 722,859</u>

NOTE 9 - CAPITALIZED LEASES - LESSEE DISCLOSURE

During fiscal year 2016, the Career Center entered into a capitalized lease for copier equipment. This capital lease agreement meets the criteria of a capital lease as defined by generally accepted accounting principles, which defines a capital lease generally as one which transfers benefits and risks of ownership to the lessee. Capital lease payments have been reclassified and are reflected as debt service expenditures in the fund financial statements for the governmental funds. These expenditures are reported as function expenditures on the budgetary statement.

Capital assets consisting of copier equipment have been capitalized in the amount of \$254,268. This amount represents the present value of the minimum lease payments at the time of acquisition. Accumulated depreciation as of June 30, 2018 for this equipment was \$202,997, leaving a current book value of \$51,271. A corresponding liability is recorded in the government-wide financial statements. Principal payments in fiscal year 2018 totaled \$19,971 paid by the general fund.

The following is a schedule of the future long-term minimum lease payments required under the capital lease and the present value of the future minimum lease payments as of June 30, 2018:

<u>Fiscal Year Ending June 30,</u>	<u>Amount</u>
2019	\$ 22,980
2020	22,980
2021	<u>13,405</u>
Total minimum lease payments	59,365
Less: amount representing interest	<u>(3,419)</u>
Total	<u>\$ 55,946</u>

**DELAWARE AREA CAREER CENTER
DELAWARE COUNTY, OHIO**

NOTES TO BASIC FINANCIAL STATEMENTS
FOR THE FISCAL YEAR ENDED JUNE 30, 2018

NOTE 10 - LONG-TERM OBLIGATIONS

- A. The Career Center's long-term obligations during the year consist of the following. The long-term obligations at June 30, 2017 have been restated as described in Note 3.A.

	Restated Balance <u>July 1, 2017</u>	<u>Additions</u>	<u>Reductions</u>	Balance <u>June 30, 2018</u>	Amounts Due in <u>One Year</u>
Governmental activities:					
Compensated absences	\$ 914,467	\$ 281,295	\$ (105,329)	\$ 1,090,433	\$ 114,302
Capital lease obligations	75,917	-	(19,971)	55,946	20,887
Lease purchase obligation	-	6,040,000	-	6,040,000	2,985,000
Net pension liability:					
STRS	16,404,649	-	(4,195,604)	12,209,045	-
SERS	<u>6,067,610</u>	<u>-</u>	<u>(1,211,447)</u>	<u>4,856,163</u>	<u>-</u>
Total net pension liability	<u>22,472,259</u>	<u>-</u>	<u>(5,407,051)</u>	<u>17,065,208</u>	<u>-</u>
Net OPEB liability:					
STRS	2,620,992	-	(615,740)	2,005,252	-
SERS	<u>2,167,500</u>	<u>-</u>	<u>(141,831)</u>	<u>2,025,669</u>	<u>-</u>
Total net pension liability	<u>4,788,492</u>	<u>-</u>	<u>(757,571)</u>	<u>4,030,921</u>	<u>-</u>
Total governmental activities long-term obligations	<u>\$ 28,251,135</u>	<u>\$ 6,321,295</u>	<u>\$(6,289,922)</u>	<u>\$ 28,282,508</u>	<u>\$ 3,120,189</u>

Compensated Absences: The compensated absences will be paid from the fund from which the employee is paid, which for the Career Center is primarily the general fund, the adult education fund (a nonmajor governmental fund), and the vocational education fund (a nonmajor governmental fund).

Capital Lease Obligations: See Note 9 for information on the Career Center's capital lease obligations.

Lease Purchase Obligation: The Career Center's lease-purchase obligation is described in Note 19.

Net Pension Liability: See Note 12 for information on the Career Center's net pension liability. The Career Center pays obligations related to employee compensation from the fund benefitting from their service.

Net OPEB Liability: See Note 13 for information on the Career Center's net OPEB liability. The Career Center pays obligations related to employee compensation from the fund benefitting from their service.

**DELAWARE AREA CAREER CENTER
DELAWARE COUNTY, OHIO**

NOTES TO BASIC FINANCIAL STATEMENTS
FOR THE FISCAL YEAR ENDED JUNE 30, 2018

NOTE 10 - LONG-TERM OBLIGATIONS – (Continued)

B. Legal Debt Margin

The Ohio Revised Code provides that voted net general obligation debt of the Career Center shall never exceed 9% of the total assessed valuation of the Career Center. The code further provides that unvoted indebtedness shall not exceed 1/10 of 1% of the property valuation of the Career Center. The code additionally states that unvoted indebtedness related to energy conservation debt shall not exceed 9/10 of 1% of the property valuation of the Career Center. The assessed valuation used in determining the Career Center’s legal debt margin has been modified by House Bill 530 which became effective March 30, 2006. In accordance with House Bill 530, the assessed valuation used in the Career Center’s legal debt margin calculation excluded tangible personal property used in business, telephone or telegraph property, interexchange telecommunications company property, and personal property owned or leased by a railroad company and used in railroad operations. The effects of these debt limitations at June 30, 2018, are a voted debt margin of \$574,463,804 and an unvoted debt margin of \$6,382,931.

NOTE 11 - RISK MANAGEMENT

A. Property and Liability

For fiscal year 2018, the Career Center participated in the Ohio School Plan (the “Plan”), an insurance purchasing pool (Note 2.A). Each participant enters into an individual agreement with the Plan for insurance coverage and pays annual premiums to the Plan based on the types and limits of coverage and deductibles selected by the participant.

The Career Center is exposed to various risks of loss related to torts; theft of, damage to, and destruction of assets; errors and omissions; injuries to employees; and natural disasters. During fiscal year 2018, the Career Center obtained the following insurance coverage:

Coverage provided by Ohio School Plan is as follows:

Automobile Liability	\$ 2,000,000
General School Career Center Liability	
Per Occurrence	3,000,000
Total Per Year	5,000,000
Buildings and Contents	45,256,249

Settled claims have not exceeded this commercial coverage in any of the past three years, and there has been no significant reduction in insurance coverage from the prior fiscal year.

**DELAWARE AREA CAREER CENTER
DELAWARE COUNTY, OHIO**

NOTES TO BASIC FINANCIAL STATEMENTS
FOR THE FISCAL YEAR ENDED JUNE 30, 2018

NOTE 11 - RISK MANAGEMENT - (Continued)

B. Workers' Compensation Plan

The Career Center participates in the Ohio School Boards Association Workers' Compensation Group Rating Plan (the "GRP"), an insurance purchasing pool (Note 2.A). The intent of the GRP is to achieve the benefit of a reduced premium for the Career Center by virtue of its grouping and representation with other participants in the GRP. Participants in the GRP are placed on tiers according to their loss history. Participants with low loss histories are rewarded with greater savings than participants with higher loss histories. Each participant pays its workers' compensation premium to the State based on the rate for its GRP tier rather than its individual rate. Participation in the GRP is limited to school districts that can meet the GRP's selection criteria. The firm of CompManagement, Inc. provides administrative, cost control, assistance with safety programs, and actuarial services to the GRP.

C. Medical and Prescription Drug Benefits

The Career Center offers medical and prescription drug benefits to employees on a self-insurance basis. The employees share the cost of the monthly premium with the Board of Education. The premium varies with each employee depending on marital and family status.

All funds of the Career Center participate in the program and make payments to the Risk Management Fund based on actuarial estimates of the amounts needed to pay claims and actual amounts needed to pay fixed costs (premiums for stop-loss coverage and medical conversion and administrative fees and services). The claims liability of \$159,991 reported in the basic financial statements at June 30, 2018, is based on an estimate provided by the third party administrator and the requirements of GASB Statement No. 10, "Accounting and Financial Reporting for Risk Financing and Related Insurance Issues", as amended by GASB Statement No. 30, "Risk Financing Omnibus", which requires that a liability for unpaid claims costs, including estimates of costs relating to incurred, but not reported claims, be accrued at the estimated ultimate cost of settling the claim. Claims activities for the current and prior year are as follows:

<u>Fiscal Year</u>	<u>Beginning Balance</u>	<u>Current Year Claims</u>	<u>Claims Payments</u>	<u>Ending Balance</u>
2018	\$ 123,121	\$ 1,218,547	\$(1,181,677)	\$ 159,991
2017	122,663	950,071	(949,613)	123,121

D. Dental, Vision, and Life Benefits

Dental, vision, and life insurance are provided to employees on a fully insured basis. The Career Center purchases these coverages from insurance carriers and employees share the cost of the monthly premium with the Board of Education.

**DELAWARE AREA CAREER CENTER
DELAWARE COUNTY, OHIO**

NOTES TO BASIC FINANCIAL STATEMENTS
FOR THE FISCAL YEAR ENDED JUNE 30, 2018

NOTE 12 - DEFINED BENEFIT PENSION PLANS

Net Pension Liability

The net pension liability reported on the statement of net position represents a liability to employees for pensions. Pensions are a component of exchange transactions—between an employer and its employees—of salaries and benefits for employee services. Pensions are provided to an employee—on a deferred-payment basis—as part of the total compensation package offered by an employer for employee services each financial period. The obligation to sacrifice resources for pensions is a present obligation because it was created as a result of employment exchanges that already have occurred.

The net pension liability represents the Career Center’s proportionate share of each pension plan’s collective actuarial present value of projected benefit payments attributable to past periods of service, net of each pension plan’s fiduciary net position. The net pension liability calculation is dependent on critical long-term variables, including estimated average life expectancies, earnings on investments, cost of living adjustments and others. While these estimates use the best information available, unknowable future events require adjusting this estimate annually.

The Ohio Revised Code limits the Career Center’s obligation for this liability to annually required payments. The Career Center cannot control benefit terms or the manner in which pensions are financed; however, the Career Center does receive the benefit of employees’ services in exchange for compensation including pension.

GASB 68 assumes the liability is solely the obligation of the employer, because (1) they benefit from employee services; and (2) State statute requires all funding to come from these employers. All contributions to date have come solely from these employers (which also includes costs paid in the form of withholdings from employees). State statute requires the pension plans to amortize unfunded liabilities within 30 years. If the amortization period exceeds 30 years, each pension plan’s board must propose corrective action to the State legislature. Any resulting legislative change to benefits or funding could significantly affect the net pension liability. Resulting adjustments to the net pension liability would be effective when the changes are legally enforceable.

The proportionate share of each plan’s unfunded benefits is presented as a long-term *net pension liability* on the accrual basis of accounting. Any liability for the contractually-required pension contribution outstanding at the end of the year is included in *pension and postemployment benefits payable* on both the accrual and modified accrual bases of accounting.

Plan Description - School Employees Retirement System (SERS)

Plan Description - The Career Center non-teaching employees participate in SERS, a cost-sharing multiple-employer defined benefit pension plan administered by SERS. SERS provides retirement, disability and survivor benefits, annual cost-of-living adjustments, and death benefits to plan members and beneficiaries. Authority to establish and amend benefits is provided by Ohio Revised Code Chapter 3309. SERS issues a publicly available, stand-alone financial report that includes financial statements, required supplementary information and detailed information about SERS’ fiduciary net position. That report can be obtained by visiting the SERS website at www.ohsers.org under Employers/Audit Resources.

**DELAWARE AREA CAREER CENTER
DELAWARE COUNTY, OHIO**

NOTES TO BASIC FINANCIAL STATEMENTS
FOR THE FISCAL YEAR ENDED JUNE 30, 2018

NOTE 12 - DEFINED BENEFIT PENSION PLANS - (Continued)

Age and service requirements for retirement are as follows:

	Eligible to Retire on or before August 1, 2017 *	Eligible to Retire on or after August 1, 2017
Full benefits	Any age with 30 years of service credit	Age 67 with 10 years of service credit; or Age 57 with 30 years of service credit
Actuarially reduced benefits	Age 60 with 5 years of service credit Age 55 with 25 years of service credit	Age 62 with 10 years of service credit; or Age 60 with 25 years of service credit

* Members with 25 years of service credit as of August 1, 2017, will be included in this plan.

Annual retirement benefits are calculated based on final average salary multiplied by a percentage that varies based on year of service; 2.2 percent for the first thirty years of service and 2.5 percent for years of service credit over 30. Final average salary is the average of the highest three years of salary.

One year after an effective benefit date, a benefit recipient is entitled to a three percent cost-of-living adjustment (COLA). This same COLA is added each year to the base benefit amount on the anniversary date of the benefit.

Funding Policy - Plan members are required to contribute 10 percent of their annual covered salary and the Career Center is required to contribute 14 percent of annual covered payroll. The contribution requirements of plan members and employers are established and may be amended by the SERS' Retirement Board up to statutory maximum amounts of 10 percent for plan members and 14 percent for employers. The Retirement Board, acting with the advice of the actuary, allocates the employer contribution rate among four of the System's funds (Pension Trust Fund, Death Benefit Fund, Medicare B Fund, and Health Care Fund). For the fiscal year ended June 30, 2018, the allocation to pension, death benefits, and Medicare B was 13.5 percent. The remaining 0.5 percent of the employer contribution rate was allocated to the Health Care Fund.

The Career Center's contractually required contribution to SERS was \$369,152 for fiscal year 2018. Of this amount, \$8,324 is reported as pension and postemployment benefits payable.

Plan Description - State Teachers Retirement System (STRS)

Plan Description - Licensed teachers participate in STRS Ohio, a cost-sharing multiple-employer public employee retirement system administered by STRS. STRS provides retirement and disability benefits to members and death and survivor benefits to beneficiaries. STRS issues a stand-alone financial report that includes financial statements, required supplementary information and detailed information about STRS' fiduciary net position. That report can be obtained by writing to STRS, 275 E. Broad St., Columbus, OH 43215-3771, by calling (888) 227-7877, or by visiting the STRS website at www.strsoh.org.

New members have a choice of three retirement plans; a Defined Benefit (DB) Plan, a Defined Contribution (DC) Plan and a Combined Plan. Benefits are established by Ohio Revised Code Chapter 3307. The DB Plan offers an annual retirement allowance based on final average salary multiplied by a percentage that varies based on years of service. Effective August 1, 2015, the calculation will be 2.2 percent of final average salary for the five highest years of earnings multiplied by all years of service.

**DELAWARE AREA CAREER CENTER
DELAWARE COUNTY, OHIO**

NOTES TO BASIC FINANCIAL STATEMENTS
FOR THE FISCAL YEAR ENDED JUNE 30, 2018

NOTE 12 - DEFINED BENEFIT PENSION PLANS - (Continued)

Effective July 1, 2017, the cost-of-living adjustment was reduced to zero. Members are eligible to retire at age 60 with five years of qualifying service credit, or age 55 with 26 years of service, or 31 years of service regardless of age. Eligibility changes will be phased in until August 1, 2026, when retirement eligibility for unreduced benefits will be five years of service credit and age 65, or 35 years of service credit and at least age 60.

The DC Plan allows members to place all their member contributions and 9.5 percent of the 14 percent employer contributions into an investment account. Investment allocation decisions are determined by the member. The remaining 4.5 percent of the 14 percent employer rate is allocated to the defined benefit unfunded liability. A member is eligible to receive a retirement benefit at age 50 and termination of employment. The member may elect to receive a lifetime monthly annuity or a lump sum withdrawal.

The Combined Plan offers features of both the DB Plan and the DC Plan. In the Combined Plan, 12% of the 14% member rate goes to the DC Plan and the remaining 2% is applied to the DB Plan. Member contributions to the DC Plan are allocated among investment choices by the member, and contributions to the DB Plan from the employer and the member are used to fund the defined benefit payment at a reduced level from the regular DB Plan. The defined benefit portion of the Combined Plan payment is payable to a member on or after age 60 with five years of service. The defined contribution portion of the account may be taken as a lump sum payment or converted to a lifetime monthly annuity after termination of employment at age 50 or later.

New members who choose the DC Plan or Combined Plan will have another opportunity to reselect a permanent plan during their fifth year of membership. Members may remain in the same plan or transfer to another STRS plan. The optional annuitization of a member's defined contribution account or the defined contribution portion of a member's Combined Plan account to a lifetime benefit results in STRS bearing the risk of investment gain or loss on the account. STRS has therefore included all three plan options as one defined benefit plan for GASB 68 reporting purposes.

A DB or Combined Plan member with five or more years of credited service who is determined to be disabled may qualify for a disability benefit. Eligible survivors of members who die before service retirement may qualify for monthly benefits. New members on or after July 1, 2013, must have at least ten years of qualifying service credit that apply for disability benefits. Members in the DC Plan who become disabled are entitled only to their account balance. If a member of the DC Plan dies before retirement benefits begin, the member's designated beneficiary is entitled to receive the member's account balance.

Funding Policy - Employer and member contribution rates are established by the State Teachers Retirement Board and limited by Chapter 3307 of the Ohio Revised Code. For fiscal year 2018, plan members were required to contribute 14 percent of their annual covered salary. The Career Center was required to contribute 14 percent; the entire 14 percent was the portion used to fund pension obligations. The fiscal year 2018 contribution rates were equal to the statutory maximum rates.

The Career Center's contractually required contribution to STRS was \$805,956 for fiscal year 2018. Of this amount, \$70,724 is reported as pension and postemployment benefits payable.

**DELAWARE AREA CAREER CENTER
DELAWARE COUNTY, OHIO**

NOTES TO BASIC FINANCIAL STATEMENTS
FOR THE FISCAL YEAR ENDED JUNE 30, 2018

NOTE 12 - DEFINED BENEFIT PENSION PLANS - (Continued)

Net Pension Liability

The net pension liability was measured as of June 30, 2017, and the total pension liability used to calculate the net pension liability was determined by an actuarial valuation as of that date. The Career Center's proportion of the net pension liability was based on the Career Center's share of contributions to the pension plan relative to the projected contributions of all participating entities. Following is information related to the proportionate share and pension expense:

	<u>SERS</u>	<u>STRS</u>	<u>Total</u>
Proportion of the net pension liability prior measurement date	0.08290130%	0.04900858%	
Proportion of the net pension liability current measurement date	<u>0.08127770%</u>	<u>0.05139522%</u>	
Change in proportionate share	<u>(0.00162360)%</u>	<u>0.00238664%</u>	
Proportionate share of the net pension liability	\$ 4,856,163	\$ 12,209,045	\$ 17,065,208
Pension expense	\$ (252,387)	\$ (4,804,268)	\$ (5,056,655)

At June 30, 2018, the Career Center reported deferred outflows of resources and deferred inflows of resources related to pensions from the following sources:

	<u>SERS</u>	<u>STRS</u>	<u>Total</u>
Deferred outflows of resources			
Differences between expected and actual experience	\$ 208,990	\$ 471,453	\$ 680,443
Changes of assumptions	251,115	2,670,252	2,921,367
Difference between Career Center contributions and proportionate share of contributions/ change in proportionate share	81,394	560,452	641,846
Career Center contributions subsequent to the measurement date	<u>369,152</u>	<u>805,956</u>	<u>1,175,108</u>
Total deferred outflows of resources	<u>\$ 910,651</u>	<u>\$4,508,113</u>	<u>\$5,418,764</u>
Deferred inflows of resources			
Differences between expected and actual experience	\$ -	\$ 98,400	\$ 98,400
Net difference between projected and actual earnings on pension plan investments	23,050	402,911	425,961
Difference between Career Center contributions and proportionate share of contributions/ change in proportionate share	<u>177,154</u>	<u>662,106</u>	<u>839,260</u>
Total deferred inflows of resources	<u>\$ 200,204</u>	<u>\$1,163,417</u>	<u>\$1,363,621</u>

**DELAWARE AREA CAREER CENTER
DELAWARE COUNTY, OHIO**

NOTES TO BASIC FINANCIAL STATEMENTS
FOR THE FISCAL YEAR ENDED JUNE 30, 2018

NOTE 12 - DEFINED BENEFIT PENSION PLANS - (Continued)

\$1,175,108 reported as deferred outflows of resources related to pension resulting from Career Center contributions subsequent to the measurement date will be recognized as a reduction of the net pension liability in the year ending June 30, 2019. Other amounts reported as deferred outflows of resources and deferred inflows of resources related to pension will be recognized in pension expense as follows:

	SERS	STRS	Total
Fiscal Year Ending June 30:			
2019	\$ 117,160	\$ 459,374	\$ 576,534
2020	284,588	1,007,473	1,292,061
2021	52,754	718,496	771,250
2022	(113,207)	353,397	240,190
Total	\$ 341,295	\$ 2,538,740	\$ 2,880,035

Actuarial Assumptions - SERS

SERS' total pension liability was determined by their actuaries in accordance with GASB Statement No. 67, as part of their annual actuarial valuation for each defined benefit retirement plan. Actuarial valuations of an ongoing plan involve estimates of the value of reported amounts (e.g., salaries, credited service) and assumptions about the probability of occurrence of events far into the future (e.g., mortality, disabilities, retirements, employment termination). Actuarially determined amounts are subject to continual review and potential modifications, as actual results are compared with past expectations and new estimates are made about the future.

Projections of benefits for financial reporting purposes are based on the substantive plan (the plan as understood by the employers and plan members) and include the types of benefits provided at the time of each valuation and the historical pattern of sharing benefit costs between the employers and plan members to that point. The projection of benefits for financial reporting purposes does not explicitly incorporate the potential effects of legal or contractual funding limitations.

Actuarial calculations reflect a long-term perspective. For a newly hired employee, actuarial calculations will take into account the employee's entire career with the employer and also take into consideration the benefits, if any, paid to the employee after termination of employment until the death of the employee and any applicable contingent annuitant. In many cases actuarial calculations reflect several decades of service with the employer and the payment of benefits after termination.

Key methods and assumptions used in calculating the total pension liability in the latest actuarial valuation, prepared as of June 30, 2017, are presented below:

Wage inflation	3.00 percent
Future salary increases, including inflation	3.50 percent to 18.20 percent
COLA or ad hoc COLA	2.50 percent
Investment rate of return	7.50 percent net of investments expense, including inflation
Actuarial cost method	Entry age normal (level percent of payroll)

Prior to 2017, an assumption of 3 percent was used for COLA or Ad Hoc COLA.

**DELAWARE AREA CAREER CENTER
DELAWARE COUNTY, OHIO**

NOTES TO BASIC FINANCIAL STATEMENTS
FOR THE FISCAL YEAR ENDED JUNE 30, 2018

NOTE 12 - DEFINED BENEFIT PENSION PLANS - (Continued)

For 2017, the mortality rates were based on the RP-2014 Blue Collar Mortality Table with fully generational projection and a five-year age set-back for both males and females. Mortality among service retired members, and beneficiaries were based upon the RP-2014 Blue Collar Mortality Table with fully generational projection with Scale BB, 120 percent of male rates, and 110 percent of female rates. Mortality among disabled members was based upon the RP-2000 Disabled Mortality Table, 90 percent for male rates and 100 percent for female rates, set back five years is used for the period after disability retirement.

The most recent experience study was completed for the five year period ended June 30, 2015.

The long-term return expectation for the Pension Plan Investments has been determined using a building-block approach and assumes a time horizon, as defined in SERS' *Statement of Investment Policy*. A forecasted rate of inflation serves as the baseline for the return expectation. Various real return premiums over the baseline inflation rate have been established for each asset class. The long-term expected nominal rate of return has been determined by calculating a weighted average of the expected real return premiums for each asset class, adding the projected inflation rate, and adding the expected return from rebalancing uncorrelated asset classes.

The target allocation and best estimates of arithmetic real rates of return for each major assets class are summarized in the following table:

<u>Asset Class</u>	<u>Target Allocation</u>	<u>Long Term Expected Real Rate of Return</u>
Cash	1.00 %	0.50 %
US Equity	22.50	4.75
International Equity	22.50	7.00
Fixed Income	19.00	1.50
Private Equity	10.00	8.00
Real Assets	15.00	5.00
Multi-Asset Strategies	<u>10.00</u>	3.00
Total	<u>100.00 %</u>	

Discount Rate - The total pension liability was calculated using the discount rate of 7.50 percent. The projection of cash flows used to determine the discount rate assumed the contributions from employers and from the members would be computed based on contribution requirements as stipulated by State statute. Projected inflows from investment earning were calculated using the long-term assumed investment rate of return (7.50 percent). Based on those assumptions, the plan's fiduciary net position was projected to be available to make all future benefit payments of current plan members. Therefore, the long-term expected rate of return on pension plan investments was applied to all periods of projected benefits to determine the total pension liability.

**DELAWARE AREA CAREER CENTER
DELAWARE COUNTY, OHIO**

NOTES TO BASIC FINANCIAL STATEMENTS
FOR THE FISCAL YEAR ENDED JUNE 30, 2018

NOTE 12 - DEFINED BENEFIT PENSION PLANS - (Continued)

Sensitivity of the Career Center's Proportionate Share of the Net Pension Liability to Changes in the Discount Rate - Net pension liability is sensitive to changes in the discount rate, and to illustrate the potential impact the following table presents the net pension liability calculated using the discount rate of 7.50 percent, as well as what each plan's net pension liability would be if it were calculated using a discount rate that is one percentage point lower (6.50 percent), or one percentage point higher (8.50 percent) than the current rate.

	1% Decrease (6.50%)	Current Discount Rate (7.50%)	1% Increase (8.50%)
Career Center's proportionate share of the net pension liability	\$ 6,739,092	\$ 4,856,163	\$ 3,278,826

Actuarial Assumptions - STRS Ohio

Key methods and assumptions used in the latest actuarial valuation, reflecting experience study results used in the July 1, 2017, actuarial valuation, compared with July 1, 2016 are presented below:

	July 1, 2017	July 1, 2016
Inflation	2.50 percent	2.75 percent
Projected salary increases	12.50 percent at age 20 to 2.50 percent at age 65	12.25 percent at age 20 to 2.75 percent at age 70
Investment rate of return	7.45 percent, net of investment expenses, including inflation	7.75 percent, net of investment expenses, including inflation
Payroll increases	3 percent	3.5 percent
Cost-of-living adjustments (COLA)	0.0 percent, effective July 1, 2017	2 percent simple applied as follows: for members retiring before August 1, 2013, 2 percent per year; for members retiring August 1, 2013, or later, 2 percent COLA commences on fifth anniversary of retirement date.

For the July 1, 2017, actuarial valuation, post-retirement mortality rates for healthy retirees are based on the RP-2014 Annuitant Mortality Table with 50 percent of rates through age 69, 70 percent of rates between ages 70 and 79, 90 percent of rates between ages 80 and 84, and 100 percent of rates thereafter, projected forward generationally using mortality improvement scale MP-2016. Post-retirement disabled mortality rates are based on the RP-2014 Disabled Mortality Table with 90 percent of rates for males and 100 percent of rates for females, projected forward generationally using mortality improvement scale MP-2016. Pre-retirement mortality rates are based on RP-2014 Employee Mortality Table, projected forward generationally using mortality improvement scale MP-2016.

For the July 1, 2016 actuarial valuation, mortality rates were based on the RP-2000 Combined Mortality Table (Projection 2022—Scale AA) for Males and Females. Males' ages are set-back two years through age 89 and no set-back for age 90 and above. Females younger than age 80 are set back four years, one year set back from age 80 through 89, and no set back from age 90 and above.

**DELAWARE AREA CAREER CENTER
DELAWARE COUNTY, OHIO**

NOTES TO BASIC FINANCIAL STATEMENTS
FOR THE FISCAL YEAR ENDED JUNE 30, 2018

NOTE 12 - DEFINED BENEFIT PENSION PLANS - (Continued)

Actuarial assumptions used in the July 1 2017, valuation are based on the results of an actuarial experience study for the period July 1, 2011 through June 30, 2016. Actuarial assumptions used in the June 30, 2016, valuation are based on the results of an actuarial experience study, effective July 1, 2012.

STRS Ohio's investment consultant develops an estimate range for the investment return assumption based on the target allocation adopted by the Retirement Board. The target allocation and long-term expected rate of return for each major asset class are summarized as follows:

<u>Asset Class</u>	<u>Target Allocation</u>	<u>Long Term Expected Real Rate of Return *</u>
Domestic Equity	28.00 %	7.35 %
International Equity	23.00	7.55
Alternatives	17.00	7.09
Fixed Income	21.00	3.00
Real Estate	10.00	6.00
Liquidity Reserves	1.00	2.25
 Total	 <u>100.00 %</u>	

*10-Year geometric nominal returns, which include the real rate of return and inflation of 2.25% and does not include investment expenses. Over a 30-year period, STRS' investment consultant indicates that the above target allocations should generate a return above the actuarial rate of return, without net value added by management.

Discount Rate - The discount rate used to measure the total pension liability was 7.45 percent as of June 30, 2017. The discount rate used to measure the total pension liability was 7.75 percent as of June 30, 2016. The projection of cash flows used to determine the discount rate assumes member and employer contributions will be made at the statutory contribution rates in accordance with rate increases described above. For this purpose, only employer contributions that are intended to fund benefits of current plan members and their beneficiaries are included. Projected employer contributions that are intended to fund the service costs of future plan members and their beneficiaries, as well as projected contributions from future plan members, are not included. Based on those assumptions, STRS' fiduciary net position was projected to be available to make all projected future benefit payments to current plan members as of June 30, 2017. Therefore, the long-term expected rate of return on pension plan investments of 7.45 percent was applied to all periods of projected benefit payment to determine the total pension liability as of June 30, 2017.

**DELAWARE AREA CAREER CENTER
DELAWARE COUNTY, OHIO**

NOTES TO BASIC FINANCIAL STATEMENTS
FOR THE FISCAL YEAR ENDED JUNE 30, 2018

NOTE 12 - DEFINED BENEFIT PENSION PLANS - (Continued)

Sensitivity of the Career Center's Proportionate Share of the Net Pension Liability to Changes in the Discount Rate - The following table presents the Career Center's proportionate share of the net pension liability calculated using the current period discount rate assumption of 7.45 percent, as well as what the Career Center's proportionate share of the net pension liability would be if it were calculated using a discount rate that is one-percentage-point lower (6.45 percent) or one-percentage-point higher (8.45 percent) than the current rate:

	1% Decrease (6.45%)	Current Discount Rate (7.45%)	1% Increase (8.45%)
Career Center's proportionate share of the net pension liability	\$ 17,501,250	\$ 12,209,045	\$ 7,751,155

NOTE 13 - DEFINED BENEFIT OPEB PLANS

Net OPEB Liability

The net OPEB liability reported on the statement of net position represents a liability to employees for OPEB. OPEB is a component of exchange transactions—between an employer and its employees—of salaries and benefits for employee services. OPEB are provided to an employee—on a deferred-payment basis—as part of the total compensation package offered by an employer for employee services each financial period. The obligation to sacrifice resources for OPEB is a present obligation because it was created as a result of employment exchanges that already have occurred.

The net OPEB liability represents the Career Center's proportionate share of each OPEB plan's collective actuarial present value of projected benefit payments attributable to past periods of service, net of each OPEB plan's fiduciary net position. The net OPEB liability calculation is dependent on critical long-term variables, including estimated average life expectancies, earnings on investments, cost of living adjustments and others. While these estimates use the best information available, unknowable future events require adjusting these estimates annually.

The Ohio Revised Code limits the Career Center's obligation for this liability to annually required payments. The School Career Center cannot control benefit terms or the manner in which OPEB are financed; however, the Career Center does receive the benefit of employees' services in exchange for compensation including OPEB.

GASB 75 assumes the liability is solely the obligation of the employer, because they benefit from employee services. OPEB contributions come from these employers and health care plan enrollees which pay a portion of the health care costs in the form of a monthly premium. The Ohio Revised Code permits, but does not require the retirement systems to provide healthcare to eligible benefit recipients. Any change to benefits or funding could significantly affect the net OPEB liability. Resulting adjustments to the net OPEB liability would be effective when the changes are legally enforceable. The retirement systems may allocate a portion of the employer contributions to provide for these OPEB benefits.

**DELAWARE AREA CAREER CENTER
DELAWARE COUNTY, OHIO**

NOTES TO BASIC FINANCIAL STATEMENTS
FOR THE FISCAL YEAR ENDED JUNE 30, 2018

NOTE 13 - DEFINED BENEFIT OPEB PLANS - (Continued)

The proportionate share of each plan's unfunded benefits is presented as a long-term *net OPEB liability* on the accrual basis of accounting. Any liability for the contractually-required OPEB contribution outstanding at the end of the year is included in *pension and postemployment benefits payable* on both the accrual and modified accrual bases of accounting.

Plan Description - School Employees Retirement System (SERS)

Health Care Plan Description - The Career Center contributes to the SERS Health Care Fund, administered by SERS for non-certificated retirees and their beneficiaries. For GASB 75 purposes, this plan is considered a cost-sharing other postemployment benefit (OPEB) plan. SERS' Health Care Plan provides healthcare benefits to eligible individuals receiving retirement, disability, and survivor benefits, and to their eligible dependents. Members who retire after June 1, 1986, need 10 years of service credit, exclusive of most types of purchased credit, to qualify to participate in SERS' health care coverage. In addition to age and service retirees, disability benefit recipients and beneficiaries who are receiving monthly benefits due to the death of a member or retiree, are eligible for SERS' health care coverage. Most retirees and dependents choosing SERS' health care coverage are over the age of 65 and therefore enrolled in a fully insured Medicare Advantage plan; however, SERS maintains a traditional, self-insured preferred provider organization for its non-Medicare retiree population. For both groups, SERS offers a self-insured prescription drug program. Health care is a benefit that is permitted, not mandated, by statute. The financial report of the Plan is included in the SERS Comprehensive Annual Financial Report which can be obtained on SERS' website at www.ohsers.org under Employers/Audit Resources.

Access to health care for retirees and beneficiaries is permitted in accordance with Section 3309 of the Ohio Revised Code. The Health Care Fund was established and is administered in accordance with Internal Revenue Code Section 105(e). SERS' Retirement Board reserves the right to change or discontinue any health plan or program. Active employee members do not contribute to the Health Care Plan. The SERS Retirement Board established the rules for the premiums paid by the retirees for health care coverage for themselves and their dependents or for their surviving beneficiaries. Premiums vary depending on the plan selected, qualified years of service, Medicare eligibility, and retirement status.

Funding Policy - State statute permits SERS to fund the health care benefits through employer contributions. Each year, after the allocation for statutorily required pensions and benefits, the Retirement Board may allocate the remainder of the employer contribution of 14 percent of covered payroll to the Health Care Fund in accordance with the funding policy. For fiscal year 2018, .5 percent of covered payroll was made to health care. An additional health care surcharge on employers is collected for employees earning less than an actuarially determined minimum compensation amount, pro-rated if less than a full year of service credit was earned. For fiscal year 2018, this amount was \$23,700. Statutes provide that no employer shall pay a health care surcharge greater than 2 percent of that employer's SERS-covered payroll; nor may SERS collect in aggregate more than 1.5 percent of the total statewide SERS-covered payroll for the health care surcharge. For fiscal year 2018, the Career Center's surcharge obligation was \$8,250.

The surcharge, added to the allocated portion of the 14 percent employer contribution rate is the total amount assigned to the Health Care Fund. The Career Center's contractually required contribution to SERS was \$21,922 for fiscal year 2018. Of this amount, \$8,547 is reported as pension and postemployment benefits payable.

**DELAWARE AREA CAREER CENTER
DELAWARE COUNTY, OHIO**

NOTES TO BASIC FINANCIAL STATEMENTS
FOR THE FISCAL YEAR ENDED JUNE 30, 2018

NOTE 13 - DEFINED BENEFIT OPEB PLANS - (Continued)

Plan Description - State Teachers Retirement System (STRS)

Plan Description – The State Teachers Retirement System of Ohio (STRS) administers a cost-sharing Health Plan administered for eligible retirees who participated in the defined benefit or combined pension plans offered by STRS. Ohio law authorizes STRS to offer this plan. Benefits include hospitalization, physicians’ fees, prescription drugs and partial reimbursement of monthly Medicare Part B premiums. Medicare Part B premium reimbursements will be discontinued effective January 1, 2020. The Plan is included in the report of STRS which can be obtained by visiting www.strsoh.org or by calling (888) 227-7877.

Funding Policy – Ohio Revised Code Chapter 3307 authorizes STRS to offer the Plan and gives the Retirement Board discretionary authority over how much, if any, of the health care costs will be absorbed by STRS. Active employee members do not contribute to the Health Care Plan. Nearly all health care plan enrollees, for the most recent year, pay a portion of the health care costs in the form of a monthly premium. Under Ohio law, funding for post-employment health care may be deducted from employer contributions, currently 14 percent of covered payroll. For the fiscal year ended June 30, 2018, STRS did not allocate any employer contributions to post-employment health care.

Net OPEB Liability

The net OPEB liability was measured as of June 30, 2017, and the total OPEB liability used to calculate the net OPEB liability was determined by an actuarial valuation as of that date. The Career Center's proportion of the net OPEB liability was based on the Career Center's share of contributions to the respective retirement systems relative to the contributions of all participating entities. Following is information related to the proportionate share and OPEB expense:

	SERS	STRS	Total
Proportion of the net OPEB liability prior measurement date	0.07604275%	0.04900858%	
Proportion of the net OPEB liability current measurement date	<u>0.07547940%</u>	<u>0.05139522%</u>	
Change in proportionate share	<u>(0.00056335)%</u>	<u>0.00238664%</u>	
Proportionate share of the net OPEB liability	\$ 2,025,669	\$ 2,005,252	\$ 4,030,921
OPEB expense	\$ 105,884	\$ (593,661)	\$ (487,777)

**DELAWARE AREA CAREER CENTER
DELAWARE COUNTY, OHIO**

NOTES TO BASIC FINANCIAL STATEMENTS
FOR THE FISCAL YEAR ENDED JUNE 30, 2018

NOTE 13 - DEFINED BENEFIT OPEB PLANS - (Continued)

At June 30, 2018, the Career Center reported deferred outflows of resources and deferred inflows of resources related to OPEB from the following sources:

	<u>SERS</u>	<u>STRS</u>	<u>Total</u>
Deferred outflows of resources			
Differences between expected and actual experience	\$ -	\$ 115,755	\$ 115,755
Difference between Career Center contributions and proportionate share of contributions/ change in proportionate share	-	109,404	109,404
Career Center contributions subsequent to the measurement date	<u>21,922</u>	<u>-</u>	<u>21,922</u>
Total deferred outflows of resources	<u>\$ 21,922</u>	<u>\$ 225,159</u>	<u>\$ 247,081</u>
Deferred inflows of resources			
Net difference between projected and actual earnings on pension plan investments	\$ 5,350	\$ 85,709	\$ 91,059
Changes of assumptions	192,225	161,529	353,754
Difference between Career Center contributions and proportionate share of contributions/ change in proportionate share	<u>41,374</u>	<u>-</u>	<u>41,374</u>
Total deferred inflows of resources	<u>\$ 238,949</u>	<u>\$ 247,238</u>	<u>\$ 486,187</u>

\$21,922 reported as deferred outflows of resources related to OPEB resulting from Career Center contributions subsequent to the measurement date will be recognized as a reduction of the net OPEB liability in the year ending June 30, 2019. Other amounts reported as deferred outflows of resources and deferred inflows of resources related to OPEB will be recognized in OPEB expense as follows:

	<u>SERS</u>	<u>STRS</u>	<u>Total</u>
Fiscal Year Ending June 30:			
2019	\$ (85,974)	\$ (10,822)	\$ (96,796)
2020	(85,974)	(10,822)	(96,796)
2021	(65,662)	(10,822)	(76,484)
2022	(1,337)	(10,822)	(12,159)
2023	(2)	10,604	10,602
Thereafter	<u>-</u>	<u>10,605</u>	<u>10,605</u>
Total	<u>\$ (238,949)</u>	<u>\$ (22,079)</u>	<u>\$ (261,028)</u>

**DELAWARE AREA CAREER CENTER
DELAWARE COUNTY, OHIO**

NOTES TO BASIC FINANCIAL STATEMENTS
FOR THE FISCAL YEAR ENDED JUNE 30, 2018

NOTE 13 - DEFINED BENEFIT OPEB PLANS - (Continued)

Actuarial Assumptions - SERS

The total OPEB liability is determined by SERS' actuaries in accordance with GASB Statement No. 74, as part of their annual actuarial valuation for each retirement plan. Actuarial valuations of an ongoing plan involve estimates of the value of reported amounts (e.g., salaries, credited service) and assumptions about the probability of occurrence of events far into the future (e.g., mortality, disabilities, retirements, employment terminations). Actuarially determined amounts are subject to continual review and potential modifications, as actual results are compared with past expectations and new estimates are made about the future.

Projections of benefits for financial reporting purposes are based on the substantive plan (the plan as understood by the employers and plan members) and include the types of benefits provided at the time of each valuation and the historical pattern of sharing benefit costs between the employers and plan members to that point. The projection of benefits for financial reporting purposes does not explicitly incorporate the potential effects of legal or contractual funding limitations.

Actuarial calculations reflect a long-term perspective. For a newly hired employee, actuarial calculations will take into account the employee's entire career with the employer and also take into consideration the benefits, if any, paid to the employee after termination of employment until the death of the employee and any applicable contingent annuitant. In many cases, actuarial calculations reflect several decades of service with the employer and the payment of benefits after termination.

Key methods and assumptions used in calculating the total OPEB liability in the latest actuarial valuation date of June 30, 2017, are presented below:

Wage inflation	3.00 percent
Future salary increases, including inflation	3.50 percent to 18.20 percent
Investment rate of return	7.50 percent net of investments expense, including inflation
Municipal bond index rate:	
Measurement date	3.56 percent
Prior measurement date	2.92 percent
Single equivalent interest rate, net of plan investment expense, including price inflation:	
Measurement date	3.63 percent
Prior measurement date	2.98 percent
Medical trend assumption:	
Medicare	5.50 to 5.00 percent
Pre-Medicare	7.50 to 5.00 percent

Mortality rates were based on the RP-2014 Blue Collar Mortality Table with fully generational projection and Scale BB, 120 percent of male rates and 110 percent of female rates. RP-2000 Disabled Mortality Table with 90 percent for male rates and 100 percent for female rates set back five years.

The most recent experience study was completed for the five year period ended June 30, 2015.

**DELAWARE AREA CAREER CENTER
DELAWARE COUNTY, OHIO**

NOTES TO BASIC FINANCIAL STATEMENTS
FOR THE FISCAL YEAR ENDED JUNE 30, 2018

NOTE 13 - DEFINED BENEFIT OPEB PLANS - (Continued)

The long-term expected rate of return on plan assets is reviewed as part of the actuarial five-year experience study. The most recent study covers fiscal years 2010 through 2015, and was adopted by the Board on April 21, 2016. Several factors are considered in evaluating the long-term rate of return assumption including long-term historical data, estimates inherent in current market data, and a log-normal distribution analysis in which best-estimate ranges of expected future real rates of return were developed by the investment consultant for each major asset class. These ranges were combined to produce the long-term expected rate of return, 7.50 percent, by weighting the expected future real rates of return by the target asset allocation percentage and then adding expected inflation. The capital market assumptions developed by the investment consultant are intended for use over a 10-year horizon and may not be useful in setting the long-term rate of return for funding pension plans which covers a longer timeframe. The assumption is intended to be a long-term assumption and is not expected to change absent a significant change in the asset allocation, a change in the inflation assumption, or a fundamental change in the market that alters expected returns in future years.

The target asset allocation and best estimates of arithmetic real rates of return for each major asset class, as used in the June 30, 2015 five-year experience study, are summarized as follows:

Asset Class	Target Allocation	Long-Term Expected Real Rate of Return
Cash	1.00 %	0.50 %
US Stocks	22.50	4.75
Non-US Stocks	22.50	7.00
Fixed Income	19.00	1.50
Private Equity	10.00	8.00
Real Assets	15.00	5.00
Multi-Asset Strategies	10.00	3.00
Total	<u>100.00 %</u>	

Discount Rate - The discount rate used to measure the total OPEB liability at June 30, 2017 was 3.63 percent. The discount rate used to measure total OPEB liability prior to June 30, 2017 was 2.98 percent. The projection of cash flows used to determine the discount rate assumed that contributions will be made from members and the System at the state statute contribution rate of 2.00 percent of projected covered employee payroll each year, which includes a 1.50 percent payroll surcharge and 0.50 percent of contributions from the basic benefits plan. Based on these assumptions, the OPEB plan's fiduciary net position was projected to become insufficient to make future benefit payments during the fiscal year ending June 30, 2025. Therefore, the long-term expected rate of return on OPEB plan assets was used to present value the projected benefit payments through the fiscal year ending June 30, 2024 and the Fidelity General Obligation 20-year Municipal Bond Index rate of 3.56 percent, as of June 30, 2017 (i.e. municipal bond rate), was used to present value the projected benefit payments for the remaining years in the projection. The total present value of projected benefit payments from all years was then used to determine the single rate of return that was used as the discount rate. The projection of future benefit payments for all current plan members was until the benefit payments ran out.

**DELAWARE AREA CAREER CENTER
DELAWARE COUNTY, OHIO**

NOTES TO BASIC FINANCIAL STATEMENTS
FOR THE FISCAL YEAR ENDED JUNE 30, 2018

NOTE 13 - DEFINED BENEFIT OPEB PLANS - (Continued)

Sensitivity of the Career Center's Proportionate Share of the Net OPEB Liability to Changes in the Discount Rate and Changes in the Health Care Cost Trend Rates - The net OPEB liability is sensitive to changes in the discount rate and the health care cost trend rate. The following table presents the net OPEB liability of SERS, what SERS' net OPEB liability would be if it were calculated using a discount rate that is 1 percentage point lower (2.63%) and higher (4.63%) than the current discount rate (3.63%). Also shown is what SERS' net OPEB liability would be based on health care cost trend rates that are 1 percentage point lower (6.5% decreasing to 4.0%) and higher (8.5% decreasing to 6.0%) than the current rate.

	1% Decrease (2.63%)	Current Discount Rate (3.63%)	1% Increase (4.63%)
Career Center's proportionate share of the net OPEB liability	\$ 2,446,253	\$ 2,025,669	\$ 1,692,459
	1% Decrease (6.5 % decreasing to 4.0 %)	Current Trend Rate (7.5 % decreasing to 5.0 %)	1% Increase (8.5 % decreasing to 6.0 %)
Career Center's proportionate share of the net OPEB liability	\$ 1,643,678	\$ 2,025,669	\$ 2,531,240

Actuarial Assumptions - STRS

Key methods and assumptions used in the latest actuarial valuation, reflecting experience study results used in the June 30, 2017, actuarial valuation are presented below:

Inflation	2.50 percent
Projected salary increases	12.50 percent at age 20 to 2.50 percent at age 65
Investment rate of return	7.45 percent, net of investment expenses, including inflation
Payroll increases	3 percent
Cost-of-living adjustments (COLA)	0.0 percent, effective July 1, 2017
Blended discount rate of return	4.13 percent
Health care cost trends	6 to 11 percent initial, 4.5 percent ultimate

Projections of benefits include the historical pattern of sharing benefit costs between the employers and retired plan members.

**DELAWARE AREA CAREER CENTER
DELAWARE COUNTY, OHIO**

NOTES TO BASIC FINANCIAL STATEMENTS
FOR THE FISCAL YEAR ENDED JUNE 30, 2018

NOTE 13 - DEFINED BENEFIT OPEB PLANS - (Continued)

For healthy retirees the mortality rates are based on the RP-2014 Annuitant Mortality Table with 50 percent of rates through age 69, 70 percent of rates between ages 70 and 79, 90 percent of rates between ages 80 and 84, and 100 percent of rates thereafter, projected forward generationally using mortality improvement scale MP-2016. For disabled retirees, mortality rates are based on the RP-2014 Disabled Mortality Table with 90 percent of rates for males and 100 percent of rates for females, projected forward generationally using mortality improvement scale MP-2016.

Actuarial assumptions used in the June 30, 2017, valuation are based on the results of an actuarial experience study for the period July 1, 2011 through June 30, 2016.

Since the prior measurement date, the discount rate was increased from 3.26 percent to 4.13 percent based on the methodology defined under GASB Statement No. 74, Financial Reporting for Postemployment Benefit Plans Other Than Pension Plans (OPEB) and the long term expected rate of return was reduced from 7.75 percent to 7.45 percent. Valuation year per capita health care costs were updated, and the salary scale was modified. The percentage of future retirees electing each option was updated based on current data and the percentage of future disabled retirees and terminated vested participants electing health coverage were decreased. The assumed mortality, disability, retirement, withdrawal and future health care cost trend rates were modified along with the portion of rebated prescription drug costs.

Also since the prior measurement date, the subsidy multiplier for non-Medicare benefit recipients was reduced from 2.1 percent to 1.9 percent per year of service. Medicare Part B premium reimbursements were discontinued for certain survivors and beneficiaries and all remaining Medicare Part B premium reimbursements will be discontinued beginning January 2019. Subsequent to the current measurement date, the date for discontinuing remaining Medicare Part B premium reimbursements was extended to January 2020.

STRS' investment consultant develops an estimate range for the investment return assumption based on the target allocation adopted by the Retirement Board. The target allocation and long-term expected rate of return for each major asset class are summarized as follows:

<u>Asset Class</u>	<u>Target Allocation</u>	<u>Long Term Expected Real Rate of Return *</u>
Domestic Equity	28.00 %	7.35 %
International Equity	23.00	7.55
Alternatives	17.00	7.09
Fixed Income	21.00	3.00
Real Estate	10.00	6.00
Liquidity Reserves	<u>1.00</u>	2.25
Total	<u><u>100.00 %</u></u>	

*10-Year geometric nominal returns, which include the real rate of return and inflation of 2.25% and does not include investment expenses. Over a 30-year period, STRS' investment consultant indicates that the above target allocations should generate a return above the actuarial rate of return, without net value added by management.

**DELAWARE AREA CAREER CENTER
DELAWARE COUNTY, OHIO**

NOTES TO BASIC FINANCIAL STATEMENTS
FOR THE FISCAL YEAR ENDED JUNE 30, 2018

NOTE 13 - DEFINED BENEFIT OPEB PLANS - (Continued)

Discount Rate - The discount rate used to measure the total OPEB liability was 4.13 percent as of June 30, 2017. The projection of cash flows used to determine the discount rate assumes STRS Ohio continues to allocate no employer contributions to the health care fund. Based on these assumptions, the OPEB plan's fiduciary net position was not projected to be sufficient to make all projected future benefit payments of current plan members. The OPEB plan's fiduciary net position was projected to become insufficient to make future benefit payments during the fiscal year ending June 30, 2037. Therefore, the long-term expected rate of return on OPEB plan assets was used to determine the present value of the projected benefit payments through the fiscal year ending June 30, 2036 and the Bond Buyer 20-year municipal bond rate of 3.58 percent as of June 30, 2017 (i.e. municipal bond rate), was used to determine the present value of the projected benefit payments for the remaining years in the projection. The total present value of projected benefit payments from all years was then used to determine the single rate of return that was used as the discount rate. The blended discount rate of 4.13 percent, which represents the long-term expected rate of return of 7.45 percent for the funded benefit payments and the Bond Buyer 20-year municipal bond rate of 3.58 percent for the unfunded benefit payments, was used to measure the total OPEB liability as of June 30, 2017. A blended discount rate of 3.26 percent which represents the long term expected rate of return of 7.75 percent for the funded benefit payments and the Bond Buyer 20-year municipal bond rate of 2.85 percent for the unfunded benefit payments was used to measure the total OPEB liability at June 30, 2016.

Sensitivity of the Career Center's Proportionate Share of the Net OPEB Liability to Changes in the Discount and Health Care Cost Trend Rate - The following table represents the net OPEB liability as of June 30, 2017, calculated using the current period discount rate assumption of 4.13 percent, as well as what the net OPEB liability would be if it were calculated using a discount rate that is one percentage point lower (3.13 percent) or one percentage point higher (5.13 percent) than the current assumption. Also shown is the net OPEB liability as if it were calculated using health care cost trend rates that are one percentage point lower or one percentage point higher than the current health care cost trend rates.

	1% Decrease (3.13%)	Current Discount Rate (4.13%)	1% Increase (5.13%)
Career Center's proportionate share of the net OPEB liability	\$ 2,692,018	\$ 2,005,252	\$ 1,462,482
	1% Decrease	Current Trend Rate	1% Increase
Career Center's proportionate share of the net OPEB liability	\$ 1,393,163	\$ 2,005,252	\$ 2,810,832

**DELAWARE AREA CAREER CENTER
DELAWARE COUNTY, OHIO**

NOTES TO BASIC FINANCIAL STATEMENTS
FOR THE FISCAL YEAR ENDED JUNE 30, 2018

NOTE 14 - BUDGETARY BASIS OF ACCOUNTING

While reporting financial position, results of operations, and changes in fund balance on the basis of accounting principles generally accepted in the United States of America (GAAP), the budgetary basis as provided by law is based upon accounting for certain transactions on a basis of cash receipts, disbursements and encumbrances.

The statement of revenues, expenditures and changes in fund balance - budget and actual (non-GAAP budgetary basis) presented for the general fund is presented on the budgetary basis to provide a meaningful comparison of actual results with the budget. The major differences between the budget basis and the GAAP basis are that:

- (a) Revenues and other financing sources are recorded when received in cash (budget basis) as opposed to when susceptible to accrual (GAAP basis);
- (b) Expenditures and other financing uses are recorded when paid in cash (budget basis) as opposed to when the liability is incurred (GAAP basis);
- (c) In order to determine compliance with Ohio law, and to reserve that portion of the applicable appropriation, total outstanding encumbrances (budget basis) are recorded as the equivalent of an expenditure, as opposed to assigned or committed fund balance for that portion of outstanding encumbrances not already recognized as an account payable (GAAP basis);
- (d) Advances-in and advances-out are operating transactions (budget basis) as opposed to balance sheet transactions (GAAP basis);
- (e) Investments are reported at fair value (GAAP basis) rather than cost (budget basis); and,
- (f) Some funds are included in the general fund (GAAP basis), but have separate legally adopted budgets (budget basis).

The adjustments necessary to convert the results of operations for the year on the budget basis to the GAAP basis for the general fund is as follows:

Net Change in Fund Balance

	<u>General fund</u>
Budget basis	\$ (12,680,885)
Net adjustment for revenue accruals	951,849
Net adjustment for expenditure accruals	61,583
Net adjustment for other sources/uses	(48,634)
Funds budgeted elsewhere	(19,030)
Adjustment for encumbrances	<u>257,580</u>
GAAP basis	<u>\$ (11,477,537)</u>

Certain funds that are legally budgeted in separate fund classifications are considered part of the general fund on a GAAP basis. These include the uniform school supplies fund, rotary fund, public school support fund, wellness fund, and Pell grant fund.

**DELAWARE AREA CAREER CENTER
DELAWARE COUNTY, OHIO**

NOTES TO BASIC FINANCIAL STATEMENTS
FOR THE FISCAL YEAR ENDED JUNE 30, 2018

NOTE 15 - CONTINGENCIES

A. Grants

The Career Center receives significant financial assistance from numerous federal, State and local agencies in the form of grants. The disbursement of funds received under these programs generally requires compliance with terms and conditions specified in the grant agreements and are subject to audit by the grantor agencies. Any disallowed claims resulting from such audits could become a liability of the Career Center. However, in the opinion of management, any such disallowed claims will not have a material effect on the financial position of the Career Center.

B. Litigation

The Career Center is involved in no material litigation as either plaintiff or defendant.

C. School Foundation

The Career Center foundation funding is based on the annualized full-time equivalent (FTE) enrollment of each student. The Ohio Department of Education (ODE) is legislatively required to adjust/reconcile funding as enrollment information is updated by schools throughout the State, which can extend past the fiscal year end. As of the date of this report, additional ODE adjustments for fiscal year 2018 are not finalized. As a result, the impact of future FTE adjustments on the fiscal year 2018 financial statements is not determinable, at this time. Management believes this may result in either an additional receivable to, or a liability of, the Career Center.

NOTE 16 - SET-ASIDES

The Career Center is required by State law to annually set-aside certain general fund revenue amounts, as defined by statutory formula, for the acquisition and construction of capital improvements. Amounts not spent by the end of the fiscal year or offset by similarly restricted resources received during the year must be held in cash at fiscal year end. This amount must be carried forward to be used for the same purpose in future years. Expenditures and other applicable offsets exceeding the set-aside requirement may not be carried forward to the next fiscal year.

The following cash basis information describes the change in the fiscal year end set-aside amount for capital improvements. Disclosure of this information is required by State statute.

	<u>Capital Improvements</u>
Set-aside balance June 30, 2017	\$ -
Current year set-aside requirement	142,747
Current year offsets	<u>(142,747)</u>
Total	<u>\$ -</u>
Balance carried forward to fiscal year 2019	<u>\$ -</u>
Set-aside balance June 30, 2018	<u>\$ -</u>

**DELAWARE AREA CAREER CENTER
DELAWARE COUNTY, OHIO**

NOTES TO BASIC FINANCIAL STATEMENTS
FOR THE FISCAL YEAR ENDED JUNE 30, 2018

NOTE 17 - COMMITMENTS

The Career Center utilizes encumbrance accounting as part of its budgetary controls. Encumbrances outstanding at year end may be reported as part of restricted, committed, or assigned classifications of fund balance. At year end, the Career Center's commitments for encumbrances (less amounts already included in payables) in the governmental funds were as follows:

<u>Fund</u>	<u>Year End Encumbrances</u>
General	\$ 142,654
Permanent improvement	6,528,416
Building fund	3,184,188
Nonmajor governmental funds	<u>6,932</u>
 Total	 <u>\$ 9,862,190</u>

NOTE 18 - TAX ABATEMENTS ENTERED INTO BY OTHER GOVERNMENTS

Other governments have entered into property tax abatement agreements with property owners under Enterprise Zone Agreements ("EZAs") and the Ohio Community Reinvestment Area ("CRA") program within taxing districts of the Career Center. The EZAs and CRA program are direct incentive tax exemption programs benefiting property owners who renovate existing buildings or construct new buildings. Under these programs, the other governments have designated areas to encourage revitalization of the existing structures and the development of new structures.

The Career Center has incurred a reduction in property tax receipts due to agreements entered into by other governments. During fiscal year 2018, the Career Center's property tax receipts were reduced under agreements entered into by other governments as follows:

<u>Government Entering Into Agreement</u>	<u>Tax Abatement Program</u>		<u>Career Center Foregone Taxes</u>
	<u>CRA</u>	<u>Ezone</u>	
Delaware County	\$ 12,442	\$ -	\$ 12,442
City of Columbus	-	3,444	3,444
City of Westerville	67,992	-	67,992
City of Delaware	33,562	-	33,562
Liberty Township/ Delaware County	80,991	-	80,991
Liberty Township/ Berlin Township/ Delaware County	<u>486</u>	<u>-</u>	<u>486</u>
Total	<u>\$ 195,473</u>	<u>\$ 3,444</u>	<u>\$ 198,917</u>

The Career Center is not receiving any amounts from these other governments in association with the foregone property tax receipts.

**DELAWARE AREA CAREER CENTER
DELAWARE COUNTY, OHIO**

**NOTES TO BASIC FINANCIAL STATEMENTS
FOR THE FISCAL YEAR ENDED JUNE 30, 2018**

NOTE 19 - LEASE-PURCHASE AGREEMENT

On February 15, 2018, the Career Center entered into a \$6,040,000 lease-purchase agreement with PNC Bank, National Association to help finance the construction of a building addition until tax revenues are received. The source of revenue to fund the principal and interest payments will be derived from permanent improvement revenues of the Career Center.

Lease-purchase payments are reported as function expenditures on a budgetary basis. However, on a GAAP basis, these payments have been reclassified and are reported as debt service expenditures in the general fund. During fiscal year 2018, the Career Center did not make any principal and interest payments on the lease-purchase agreement.

A liability in the amount of the present value of minimum lease payments has been recorded on the statement of net position. Capital assets consisting of construction in progress have been capitalized. At June 30, 2018, capital assets in the amount of \$1,303,917 have been recorded as construction in progress. At June 30, 2018 the Career Center had \$3,185,978 in unspent proceeds.

The following is a schedule of the future minimum lease payments required under the lease-purchase agreement and the present value of the future minimum lease payments as of June 30, 2018:

<u>Fiscal Year Ending June 30,</u>	<u>Amount</u>
2019	\$ 3,123,920
2020	<u>3,125,265</u>
Total minimum lease payments	6,249,185
Less: amount representing interest	<u>(209,185)</u>
Total	<u>\$ 6,040,000</u>

THIS PAGE IS INTENTIONALLY LEFT BLANK

REQUIRED SUPPLEMENTARY INFORMATION

**DELAWARE AREA CAREER CENTER
DELAWARE COUNTY, OHIO**

SCHEDULES OF REQUIRED SUPPLEMENTARY INFORMATION

SCHEDULE OF THE CAREER CENTER'S PROPORTIONATE SHARE OF
THE NET PENSION LIABILITY
SCHOOL EMPLOYEES RETIREMENT SYSTEM (SERS) OF OHIO

LAST FIVE FISCAL YEARS

	<u>2018</u>	<u>2017</u>	<u>2016</u>	<u>2015</u>	<u>2014</u>
Career Center's proportion of the net pension liability	0.08127770%	0.08290130%	0.07987770%	0.08735400%	0.08735400%
Career Center's proportionate share of the net pension liability	\$ 4,856,163	\$ 6,067,610	\$ 4,557,899	\$ 4,420,936	\$ 5,194,662
Career Center's covered payroll	\$ 2,710,021	\$ 2,578,693	\$ 2,404,734	\$ 2,538,341	\$ 2,447,572
Career Center's proportionate share of the net pension liability as a percentage of its covered payroll	179.19%	235.30%	189.54%	174.17%	212.24%
Plan fiduciary net position as a percentage of the total pension liability	69.50%	62.98%	69.16%	71.70%	65.52%

Note: Information prior to 2014 was unavailable. Schedule is intended to show information for 10 years. Additional years will be displayed as they become available.

Amounts presented for each fiscal year were determined as of the Career Center's measurement date which is the prior year-end.

SEE ACCOMPANYING NOTES TO THE REQUIRED SUPPLEMENTARY INFORMATION

**DELAWARE AREA CAREER CENTER
DELAWARE COUNTY, OHIO**

SCHEDULES OF REQUIRED SUPPLEMENTARY INFORMATION

SCHEDULE OF THE CAREER CENTER'S PROPORTIONATE SHARE OF
THE NET PENSION LIABILITY
STATE TEACHERS RETIREMENT SYSTEM (STRS) OF OHIO

LAST FIVE FISCAL YEARS

	<u>2018</u>	<u>2017</u>	<u>2016</u>	<u>2015</u>	<u>2014</u>
Career Center's proportion of the net pension liability	0.05139522%	0.04900858%	0.05256450%	0.05301210%	0.05301210%
Career Center's proportionate share of the net pension liability	\$ 12,209,045	\$ 16,404,649	\$ 14,527,290	\$ 12,894,377	\$ 15,359,698
Career Center's covered payroll	\$ 5,696,871	\$ 5,159,650	\$ 5,377,164	\$ 5,416,369	\$ 5,601,123
Career Center's proportionate share of the net pension liability as a percentage of its covered payroll	214.31%	317.94%	270.17%	238.06%	274.23%
Plan fiduciary net position as a percentage of the total pension liability	75.30%	66.80%	72.10%	74.70%	69.30%

Note: Information prior to 2014 was unavailable. Schedule is intended to show information for 10 years. Additional years will be displayed as they become available.

Amounts presented for each fiscal year were determined as of the Career Center's measurement date which is the prior year-end.

SEE ACCOMPANYING NOTES TO THE REQUIRED SUPPLEMENTARY INFORMATION

**DELAWARE AREA CAREER CENTER
DELAWARE COUNTY, OHIO**

SCHEDULES OF REQUIRED SUPPLEMENTARY INFORMATION

SCHEDULE OF CAREER CENTER PENSION CONTRIBUTIONS
SCHOOL EMPLOYEES RETIREMENT SYSTEM (SERS) OF OHIO

	LAST TEN FISCAL YEARS			
	<u>2018</u>	<u>2017</u>	<u>2016</u>	<u>2015</u>
Contractually required contribution	\$ 369,152	\$ 379,403	\$ 361,017	\$ 316,944
Contributions in relation to the contractually required contribution	<u>(369,152)</u>	<u>(379,403)</u>	<u>(361,017)</u>	<u>(316,944)</u>
Contribution deficiency (excess)	<u>\$ -</u>	<u>\$ -</u>	<u>\$ -</u>	<u>\$ -</u>
Career Center's covered payroll	\$ 2,734,459	\$ 2,710,021	\$ 2,578,693	\$ 2,404,734
Contributions as a percentage of covered payroll	13.50%	14.00%	14.00%	13.18%

SEE ACCOMPANYING NOTES TO THE REQUIRED SUPPLEMENTARY INFORMATION

<u>2014</u>	<u>2013</u>	<u>2012</u>	<u>2011</u>	<u>2010</u>	<u>2009</u>
\$ 351,814	\$ 338,744	\$ 312,101	\$ 308,392	\$ 387,349	\$ 274,471
<u>(351,814)</u>	<u>(338,744)</u>	<u>(312,101)</u>	<u>(308,392)</u>	<u>(387,349)</u>	<u>(274,471)</u>
<u>\$ -</u>	<u>\$ -</u>	<u>\$ -</u>	<u>\$ -</u>	<u>\$ -</u>	<u>\$ -</u>
\$ 2,538,341	\$ 2,447,572	\$ 2,320,454	\$ 2,453,397	\$ 2,860,775	\$ 2,789,339
13.86%	13.84%	13.45%	12.57%	13.54%	9.84%

**DELAWARE AREA CAREER CENTER
DELAWARE COUNTY, OHIO**

SCHEDULES OF REQUIRED SUPPLEMENTARY INFORMATION

SCHEDULE OF CAREER CENTER PENSION CONTRIBUTIONS
STATE TEACHERS RETIREMENT SYSTEM (STRS) OF OHIO

	LAST TEN FISCAL YEARS			
	<u>2018</u>	<u>2017</u>	<u>2016</u>	<u>2015</u>
Contractually required contribution	\$ 805,956	\$ 797,562	\$ 722,351	\$ 752,803
Contributions in relation to the contractually required contribution	<u>(805,956)</u>	<u>(797,562)</u>	<u>(722,351)</u>	<u>(752,803)</u>
Contribution deficiency (excess)	<u>\$ -</u>	<u>\$ -</u>	<u>\$ -</u>	<u>\$ -</u>
Career Center's covered payroll	\$ 5,756,829	\$ 5,696,871	\$ 5,159,650	\$ 5,377,164
Contributions as a percentage of covered payroll	14.00%	14.00%	14.00%	14.00%

SEE ACCOMPANYING NOTES TO THE REQUIRED SUPPLEMENTARY INFORMATION

<u>2014</u>	<u>2013</u>	<u>2012</u>	<u>2011</u>	<u>2010</u>	<u>2009</u>
\$ 704,128	\$ 728,146	\$ 748,418	\$ 776,918	\$ 762,679	\$ 756,320
<u>(704,128)</u>	<u>(728,146)</u>	<u>(748,418)</u>	<u>(776,918)</u>	<u>(762,679)</u>	<u>(756,320)</u>
<u>\$ -</u>	<u>\$ -</u>	<u>\$ -</u>	<u>\$ -</u>	<u>\$ -</u>	<u>\$ -</u>
\$ 5,416,369	\$ 5,601,123	\$ 5,757,062	\$ 5,976,292	\$ 5,866,762	\$ 5,817,846
13.00%	13.00%	13.00%	13.00%	13.00%	13.00%

**DELAWARE AREA CAREER CENTER
DELAWARE COUNTY, OHIO**

SCHEDULES OF REQUIRED SUPPLEMENTARY INFORMATION

SCHEDULE OF THE CAREER CENTER'S PROPORTIONATE SHARE OF
THE NET OPEB LIABILITY
SCHOOL EMPLOYEES RETIREMENT SYSTEM (SERS) OF OHIO

LAST TWO FISCAL YEARS

	2018	2017
Career Center's proportion of the net OPEB liability	0.07547940%	0.07604275%
Career Center's proportionate share of the net OPEB liability	\$ 2,025,669	\$ 2,167,500
Career Center's covered payroll	\$ 2,710,021	\$ 2,578,693
Career Center's proportionate share of the net OPEB liability as a percentage of its covered payroll	74.75%	84.05%
Plan fiduciary net position as a percentage of the total OPEB liability	12.46%	11.49%

Note: Information prior to 2017 was unavailable. Schedule is intended to show information for 10 years. Additional years will be displayed as they become available.

Amounts presented for each fiscal year were determined as of the Career Center's measurement date which is the prior year-end.

SEE ACCOMPANYING NOTES TO THE REQUIRED SUPPLEMENTARY INFORMATION

**DELAWARE AREA CAREER CENTER
DELAWARE COUNTY, OHIO**

SCHEDULES OF REQUIRED SUPPLEMENTARY INFORMATION

SCHEDULE OF THE CAREER CENTER'S PROPORTIONATE SHARE OF
THE NET OPEB LIABILITY
STATE TEACHERS RETIREMENT SYSTEM (STRS) OF OHIO

LAST TWO FISCAL YEARS

	2018	2017
Career Center's proportion of the net OPEB liability	0.05139522%	0.04900858%
Career Center's proportionate share of the net OPEB liability	\$ 2,005,252	\$ 2,620,992
Career Center's covered payroll	\$ 5,696,871	\$ 5,159,650
Career Center's proportionate share of the net OPEB liability as a percentage of its covered payroll	35.20%	50.80%
Plan fiduciary net position as a percentage of the total OPEB liability	47.10%	37.33%

Note: Information prior to 2017 was unavailable. Schedule is intended to show information for 10 years. Additional years will be displayed as they become available.

Amounts presented for each fiscal year were determined as of the Career Center's measurement date which is the prior year-end.

SEE ACCOMPANYING NOTES TO THE REQUIRED SUPPLEMENTARY INFORMATION

**DELAWARE AREA CAREER CENTER
DELAWARE COUNTY, OHIO**

SCHEDULES OF REQUIRED SUPPLEMENTARY INFORMATION

SCHEDULE OF CAREER CENTER OPEB CONTRIBUTIONS
SCHOOL EMPLOYEES RETIREMENT SYSTEM (SERS) OF OHIO

	LAST TEN FISCAL YEARS			
	<u>2018</u>	<u>2017</u>	<u>2016</u>	<u>2015</u>
Contractually required contribution	\$ 21,922	\$ 8,766	\$ 4,290	\$ 24,899
Contributions in relation to the contractually required contribution	<u>(21,922)</u>	<u>(8,766)</u>	<u>(4,290)</u>	<u>(24,899)</u>
Contribution deficiency (excess)	<u>\$ -</u>	<u>\$ -</u>	<u>\$ -</u>	<u>\$ -</u>
Career Center's covered payroll	\$ 2,734,459	\$ 2,710,021	\$ 2,578,693	\$ 2,404,734
Contributions as a percentage of covered payroll	0.80%	0.32%	0.17%	1.04%

SEE ACCOMPANYING NOTES TO THE REQUIRED SUPPLEMENTARY INFORMATION

<u>2014</u>	<u>2013</u>	<u>2012</u>	<u>2011</u>	<u>2010</u>	<u>2009</u>
\$ 7,422	\$ 23,475	\$ 38,829	\$ 73,399	\$ 50,079	\$ 168,866
<u>(7,422)</u>	<u>(23,475)</u>	<u>(38,829)</u>	<u>(73,399)</u>	<u>(50,079)</u>	<u>(168,866)</u>
<u>\$ -</u>	<u>\$ -</u>	<u>\$ -</u>	<u>\$ -</u>	<u>\$ -</u>	<u>\$ -</u>
\$ 2,538,341	\$ 2,447,572	\$ 2,320,454	\$ 2,453,397	\$ 2,860,775	\$ 2,789,339
0.29%	0.96%	1.67%	2.99%	1.75%	6.05%

**DELAWARE AREA CAREER CENTER
DELAWARE COUNTY, OHIO**

SCHEDULES OF REQUIRED SUPPLEMENTARY INFORMATION

SCHEDULE OF CAREER CENTER OPEB CONTRIBUTIONS
STATE TEACHERS RETIREMENT SYSTEM (STRS) OF OHIO

	LAST TEN FISCAL YEARS			
	<u>2018</u>	<u>2017</u>	<u>2016</u>	<u>2015</u>
Contractually required contribution	\$ -	\$ -	\$ -	\$ -
Contributions in relation to the contractually required contribution	<u>-</u>	<u>-</u>	<u>-</u>	<u>-</u>
Contribution deficiency (excess)	<u>\$ -</u>	<u>\$ -</u>	<u>\$ -</u>	<u>\$ -</u>
Career Center's covered payroll	\$ 5,756,829	\$ 5,696,871	\$ 5,159,650	\$ 5,377,164
Contributions as a percentage of covered payroll	0.00%	0.00%	0.00%	0.00%

SEE ACCOMPANYING NOTES TO THE REQUIRED SUPPLEMENTARY INFORMATION

<u>2014</u>	<u>2013</u>	<u>2012</u>	<u>2011</u>	<u>2010</u>	<u>2009</u>
\$ 56,214	\$ 56,011	\$ 57,571	\$ 59,763	\$ 58,668	\$ 58,178
<u>(56,214)</u>	<u>(56,011)</u>	<u>(57,571)</u>	<u>(59,763)</u>	<u>(58,668)</u>	<u>(58,178)</u>
<u>\$ -</u>	<u>\$ -</u>	<u>\$ -</u>	<u>\$ -</u>	<u>\$ -</u>	<u>\$ -</u>
\$ 5,416,369	\$ 5,601,123	\$ 5,757,062	\$ 5,976,292	\$ 5,866,762	\$ 5,817,846
1.00%	1.00%	1.00%	1.00%	1.00%	1.00%

**DELAWARE AREA CAREER CENTER
DELAWARE COUNTY, OHIO**

NOTES TO REQUIRED SUPPLEMENTARY INFORMATION
FOR THE FISCAL YEAR ENDED JUNE 30, 2018

PENSION

SCHOOL EMPLOYEES RETIREMENT SYSTEM (SERS) OF OHIO

Changes in benefit terms: There were no changes in benefit terms from the amounts reported for fiscal years 2014-2017. For fiscal year 2018, SERS changed from a fixed 3% annual increase to a Cost of Living Adjustment (COLA) based on the change in the Consumer Price Index (CPI-W), with a cap of 2.5% and a floor of 0%.

Changes in assumptions: There were no changes in methods and assumptions used in the calculation of actuarial determined contributions for fiscal years 2014-2016. For fiscal year 2017, the following changes of assumptions affected the total pension liability since the prior measurement date: (a) the assumed rate of inflation was reduced from 3.25% to 3.00%, (b) payroll growth assumption was reduced from 4.00% to 3.50%, (c) assumed real wage growth was reduced from 0.75% to 0.50%, (d) Rates of withdrawal, retirement and disability were updated to reflect recent experience, (e) mortality among active members was updated to RP-2014 Blue Collar Mortality Table with fully generational projection and a five year age set-back for both males and females, (f) mortality among service retired members, and beneficiaries was updated to the following RP-2014 Blue Collar Mortality Table with fully generational projection with Scale BB, 120% of male rates, and 110% of female rates, (g) mortality among disabled members was updated to RP-2000 Disabled Mortality Table, 90% for male rates and 100% for female rates, set back five years is used for the period after disability retirement and (h) the discount rate was reduced from 7.75% to 7.50%. There were no changes in methods and assumptions used in the calculation of actuarial determined contributions for fiscal year 2018.

STATE TEACHERS RETIREMENT SYSTEM (STRS) OF OHIO

Changes in benefit terms: There were no changes in benefit terms from the amounts reported for fiscal years 2014-2017. For fiscal year 2018, STRS decreased the Cost of Living Adjustment (COLA) to zero.

Changes in assumptions: There were no changes in methods and assumptions used in the calculation of actuarial determined contributions for fiscal years 2014-2017. For fiscal year 2018, the following changes of assumption affected the total pension liability since the prior measurement date: (a) the long term expected rate of return was reduced from 7.75% to 7.45%, (b) the inflation assumption was lowered from 2.75% to 2.50%, (c) the payroll growth assumption was lowered to 3.00%, (d) total salary increases rate was lowered by decreasing the merit component of the individual salary increases, in addition to a decrease of 0.25% due to lower inflation (e) the healthy and disabled mortality assumptions were updated to the RP-2014 mortality tables with generational improvement scale MP-2016 and (f) rates of retirement, termination and disability were modified to better reflect anticipated future experience.

(Continued)

**DELAWARE AREA CAREER CENTER
DELAWARE COUNTY, OHIO**

NOTES TO REQUIRED SUPPLEMENTARY INFORMATION (CONTINUED)
FOR THE FISCAL YEAR ENDED JUNE 30, 2018

OTHER POSTEMPLOYMENT BENEFITS (OPEB)

SCHOOL EMPLOYEES RETIREMENT SYSTEM (SERS) OF OHIO

Changes in benefit terms: There were no changes in benefit terms from the amounts reported for fiscal years 2017-2018.

Changes in assumptions: There were no changes in methods and assumptions used in the calculation of actuarial determined contributions for fiscal years 2017. For fiscal year 2018, the following changes of assumptions affected the total OPEB liability since the prior measurement date: (a) assumed rate of inflation was reduced from 3.25% to 3.00%, (b) payroll growth assumption was reduced from 4.00% to 3.50%, (c) assumed real wage growth was reduced from 0.75% to 0.50%, (d) rates of withdrawal, retirement, and disability were updated to reflect recent experience, (e) mortality among active members was updated to the following: RP-2014 Blue Collar Mortality Table with fully generational projection and a five-year age set-back for both males and females, (f) mortality among service retired members, and beneficiaries was updated to the following: RP-2014 Blue Collar Mortality Table with fully generational projection with Scale BB, 120% of male rates, and 110% of female rates, (g) mortality among disabled members was updated to the following: RP-2000 Disabled Mortality Table, 90% for male rates and 100% for female rates, set back five years is used for the period after disability retirement.

STATE TEACHERS RETIREMENT SYSTEM (STRS) OF OHIO

Changes in benefit terms: There were no changes in benefit terms from the amounts reported for fiscal year 2017. For fiscal year 2018, STRS reduced the subsidy multiplier for non-Medicare benefit recipients from 2.1% to 1.9% per year of service. Medicare Part B premium reimbursements were discontinued for certain survivors and beneficiaries and all remaining Medicare Part B premium reimbursements will be discontinued beginning January 2019.

Changes in assumptions: There were no changes in methods and assumptions used in the calculation of actuarial determined contributions for fiscal year 2017. For fiscal year 2018, the following changes of assumption affected the total OPEB liability since the prior measurement date: (a) the discount rate was increased from 3.26% to 4.13% based on the methodology defined under GASB Statement No. 74, Financial Reporting for Postemployment Benefit Plans Other Than Pension Plans (OPEB), (b) the long term expected rate of return was reduced from 7.75% to 7.45%, (c) valuation year per capita health care costs were updated, and the salary scale was modified, (d) the percentage of future retirees electing each option was updated based on current data and the percentage of future disabled retirees and terminated vested participants electing health coverage were decreased and (e) the assumed mortality, disability, retirement, withdrawal and future health care cost trend rates were modified along with the portion of rebated prescription drug costs.

THIS PAGE INTENTIONALLY LEFT BLANK.



Dave Yost • Auditor of State

INDEPENDENT AUDITOR'S REPORT ON INTERNAL CONTROL OVER FINANCIAL REPORTING AND ON COMPLIANCE AND OTHER MATTERS REQUIRED BY *GOVERNMENT AUDITING STANDARDS*

Delaware Area Career Center
Delaware County
4565 Columbus Pike
Delaware, Ohio 43015

To the Board of Education:

We have audited, in accordance with auditing standards generally accepted in the United States and the Comptroller General of the United States' *Government Auditing Standards*, the financial statements of the governmental activities, each major fund, and the aggregate remaining fund information of the Delaware Area Career Center, Delaware County, (the Career Center) as of and for the year ended June 30, 2018, and the related notes to the financial statements, which collectively comprise the Career Center's basic financial statements and have issued our report thereon dated December 13, 2018, wherein we noted the Career Center adopted new accounting guidance in Governmental Accounting Standards Board (GASB) Statement No. 75, *Accounting and Financial Reporting for Postemployment Benefits Other Than Pensions*.

Internal Control Over Financial Reporting

As part of our financial statement audit, we considered the Career Center's internal control over financial reporting (internal control) to determine the audit procedures appropriate in the circumstances to the extent necessary to support our opinions on the financial statements, but not to the extent necessary to opine on the effectiveness of the Career Center's internal control. Accordingly, we have not opined on it.

A *deficiency in internal control* exists when the design or operation of a control does not allow management or employees, when performing their assigned functions, to prevent, or detect and timely correct misstatements. A *material weakness* is a deficiency, or combination of internal control deficiencies resulting in a reasonable possibility that internal control will not prevent or detect and timely correct a material misstatement of the Career Center's financial statements. A *significant deficiency* is a deficiency, or a combination of deficiencies, in internal control that is less severe than a material weakness, yet important enough to merit attention by those charged with governance.

Our consideration of internal control was for the limited purpose described in the first paragraph of this section and was not designed to identify all internal control deficiencies that might be material weaknesses or significant deficiencies. Given these limitations, we did not identify any deficiencies in internal control that we consider material weaknesses. However, unidentified material weaknesses may exist.

Compliance and Other Matters

As part of reasonably assuring whether the Career Center's financial statements are free of material misstatement, we tested its compliance with certain provisions of laws, regulations, contracts, and grant agreements, noncompliance with which could directly and materially affect the determination of financial statement amounts. However, opining on compliance with those provisions was not an objective of our audit and accordingly, we do not express an opinion. The results of our tests disclosed no instances of noncompliance or other matters we must report under *Government Auditing Standards*.

Purpose of this Report

This report only describes the scope of our internal control and compliance testing and our testing results, and does not opine on the effectiveness of the Career Center's internal control or on compliance. This report is an integral part of an audit performed under *Government Auditing Standards* in considering the Career Center's internal control and compliance. Accordingly, this report is not suitable for any other purpose.

A handwritten signature in black ink that reads "Dave Yost". The signature is written in a cursive style with a large, looping "D" and "Y".

Dave Yost
Auditor of State
Columbus, Ohio

December 13, 2018



Dave Yost • Auditor of State

DELAWARE AREA CAREER CENTER

DELAWARE COUNTY

CLERK'S CERTIFICATION

This is a true and correct copy of the report which is required to be filed in the Office of the Auditor of State pursuant to Section 117.26, Revised Code, and which is filed in Columbus, Ohio.

Susan Babbitt

CLERK OF THE BUREAU

**CERTIFIED
DECEMBER 27, 2018**