

**COLUMBIA LOCAL SCHOOL DISTRICT
LORAIN COUNTY, OHIO**

**BASIC FINANCIAL STATEMENTS
(AUDITED)**

*FOR THE FISCAL YEAR ENDED
JUNE 30, 2017*

PATRICIA EDDY, TREASURER



Dave Yost • Auditor of State

Board of Education
Columbia Local School District
25796 Royalton Road
Columbia Station, Ohio 44028

We have reviewed the *Independent Auditor's Report* of the Columbia Local School District, Lorain County, prepared by Julian & Grube, Inc., for the audit period July 1, 2016 through June 30, 2017. Based upon this review, we have accepted these reports in lieu of the audit required by Section 117.11, Revised Code. The Auditor of State did not audit the accompanying financial statements and, accordingly, we are unable to express, and do not express an opinion on them.

Our review was made in reference to the applicable sections of legislative criteria, as reflected by the Ohio Constitution, and the Revised Code, policies, procedures and guidelines of the Auditor of State, regulations and grant requirements. The Columbia Local School District is responsible for compliance with these laws and regulations.

A handwritten signature in black ink that reads "Dave Yost".

Dave Yost
Auditor of State

January 17, 2018

This page intentionally left blank.

**COLUMBIA LOCAL SCHOOL DISTRICT
LORAIN COUNTY, OHIO**

TABLE OF CONTENTS

Independent Auditor’s Report	1 - 2
Management’s Discussion and Analysis	3 - 14
Basic Financial Statements:	
Government-Wide Financial Statements:	
Statement of Net Position	15
Statement of Activities	16
Fund Financial Statements:	
Balance Sheet - Governmental Funds	17
Reconciliation of Total Governmental Fund Balances to Net Position of Governmental Activities.....	18
Statement of Revenues, Expenditures and Changes in Fund Balances - Governmental Funds.....	19
Reconciliation of the Statement of Revenues, Expenditures and Changes in Fund Balances of Governmental Funds to the Statement of Activities	20
Statement of Revenues, Expenditures and Changes in Fund Balance - Budget and Actual (Non-GAAP Budgetary Basis) - General Fund.....	21
Statement of Fiduciary Assets and Liabilities - Fiduciary Fund	22
Notes to the Basic Financial Statements.....	23 - 58
Required Supplementary Information:	
Schedule of the District’s Proportionate Share of the Net Pension Liability:	
School Employees Retirement System (SERS) of Ohio	59
State Teachers Retirement System (STRS) of Ohio	60
Schedule of District Contributions:	
School Employees Retirement System (SERS) of Ohio	61 - 62
State Teachers Retirement System (STRS) of Ohio	63 - 64
Notes to Required Supplementary Information	65
Independent Auditor’s Report on Internal Control Over Financial Reporting and on Compliance and Other Matters Required by <i>Government Auditing Standards</i>	66 - 67

This page intentionally left blank.



Julian & Grube, Inc.
Serving Ohio Local Governments

333 County Line Rd. West, Westerville, OH 43082 Phone: 614.846.1899 Fax: 614.846.2799

Independent Auditor's Report

Columbia Local School District
Lorain County
25796 Royalton Road
Columbia Station, Ohio 44028

To the Board of Education:

Report on the Financial Statements

We have audited the accompanying financial statements of the governmental activities, its major fund, and the aggregate remaining fund information of the Columbia Local School District, Lorain County, Ohio, as of and for the fiscal year ended June 30, 2017, and the related notes to the financial statements, which collectively comprise the Columbia Local School District's basic financial statements as listed in the table of contents.

Management's Responsibility for the Financial Statements

Management is responsible for preparing and fairly presenting these financial statements in accordance with accounting principles generally accepted in the United States of America; this includes designing, implementing, and maintaining internal control relevant to preparing and fairly presenting financial statements that are free from material misstatement, whether due to fraud or error.

Auditor's Responsibility

Our responsibility is to opine on these financial statements based on our audit. We audited in accordance with auditing standards generally accepted in the United States of America and the financial audit standards in the Comptroller General of the United States' *Government Auditing Standards*. Those standards require us to plan and perform the audit to reasonably assure the financial statements are free from material misstatement.

An audit requires obtaining evidence about financial statement amounts and disclosures. The procedures selected depend on our judgment, including assessing the risks of material financial statement misstatement, whether due to fraud or error. In assessing those risks, we consider internal control relevant to the Columbia Local School District's preparation and fair presentation of the financial statements in order to design audit procedures that are appropriate in the circumstances, but not to the extent needed to opine on the effectiveness of the Columbia Local School District's internal control. Accordingly, we express no opinion. An audit also includes evaluating the appropriateness of management's accounting policies and the reasonableness of their significant accounting estimates, as well as our evaluation of the overall financial statement presentation.

We believe the audit evidence we obtained is sufficient and appropriate to support our audit opinions.

Opinion

In our opinion, the financial statements referred to above present fairly, in all material respects, the respective financial position of the governmental activities, its major fund, and the aggregate remaining fund information of the Columbia Local School District, Lorain County, Ohio, as of June 30, 2017, and the respective changes in financial position thereof and the budgetary comparison for the General fund thereof for the fiscal year then ended in accordance with the accounting principles generally accepted in the United States of America.

Other Matters

Required Supplementary Information

Accounting principles generally accepted in the United States of America require this presentation to include Management's discussion and analysis, and schedules of net pension liabilities and pension contributions listed in the table of contents, to supplement the basic financial statements. Although this information is not part of the basic financial statements, the Governmental Accounting Standards Board considers it essential for placing the basic financial statements in an appropriate operational, economic, or historical context. We applied certain limited procedures to the required supplementary information in accordance with auditing standards generally accepted in the United States of America, consisting of inquiries of management about the methods of preparing the information and comparing the information for consistency with management's responses to our inquiries, to the basic financial statements, and other knowledge we obtained during our audit of the basic financial statements. We do not opine or provide any assurance on the information because the limited procedures do not provide us with sufficient evidence to opine or provide any other assurance.

Other Reporting Required by Government Auditing Standards

In accordance with *Government Auditing Standards*, we have also issued our report dated November 17, 2017, on our consideration of the Columbia Local School District's internal control over financial reporting and our tests of its compliance with certain provisions of laws, regulations, contracts and grant agreements and other matters. That report describes the scope of our internal control testing over financial reporting and compliance, and the results of that testing, and does not opine on internal control over financial reporting or on compliance. That report is an integral part of an audit performed in accordance with *Government Auditing Standards* in considering the Columbia Local School District's internal control over financial reporting and compliance.



Julian & Grube, Inc.
November 17, 2017

**COLUMBIA LOCAL SCHOOL DISTRICT
LORAIN COUNTY, OHIO**

**MANAGEMENT'S DISCUSSION AND ANALYSIS
FOR THE FISCAL YEAR ENDED JUNE 30, 2017**

The management's discussion and analysis of the Columbia Local School District's ("the District") financial performance provides an overall review of the District's financial activities for the fiscal year ended June 30, 2017. The intent of this discussion and analysis is to look at the District's financial performance as a whole; readers should also review the basic financial statements and the notes to the basic financial statements to enhance their understanding of the District's financial performance.

Financial Highlights

Key financial highlights for 2017 are as follows:

- In total, net position of governmental activities increased \$755,916, which represents a 10.32% increase from 2016.
- General revenues accounted for \$10,795,025 in revenue or 87.20% of all revenues. Program specific revenues in the form of charges for services and sales, operating grants and contributions accounted for \$1,584,387 or 12.80% of total revenues of \$12,379,412.
- The District had \$11,623,496 in expenses related to governmental activities; only \$1,584,387 of these expenses were offset by program specific charges for services, operating grants and contributions. General revenues supporting governmental activities (primarily taxes and unrestricted grants and entitlements) of \$10,795,025 were adequate to provide for these programs.
- The District's major governmental fund is the general fund. The general fund had \$10,862,225 in revenues and other financing sources and \$9,920,042 in expenditures and other financing uses. During fiscal year 2017, the general fund's fund balanced increased \$942,183 from a fund balance of \$3,954,433 to \$4,896,616.

Using the Basic Financial Statements

This annual report consists of a series of financial statements and notes to those statements. These statements are organized so the reader can understand the District as a financial whole, an entire operating entity. The statements then proceed to provide an increasingly detailed look at specific financial activities.

The statement of net position and statement of activities provide information about the activities of the whole District, presenting both an aggregate view of the District's finances and a longer-term view of those finances. Fund financial statements provide the next level of detail. For governmental funds, these statements tell how services were financed in the short-term as well as what remains for future spending. The fund financial statements also look at the District's most significant funds with all other nonmajor funds presented in total in one column. In the case of the District, the general fund is the most significant fund and the only governmental fund reported as a major fund.

**COLUMBIA LOCAL SCHOOL DISTRICT
LORAIN COUNTY, OHIO**

MANAGEMENT'S DISCUSSION AND ANALYSIS
FOR THE FISCAL YEAR ENDED JUNE 30, 2017

Reporting the District as a Whole

Statement of Net Position and the Statement of Activities

While this document contains the large number of funds used by the District to provide programs and activities, the view of the District as a whole looks at all financial transactions and asks the question, "How did we do financially during 2017?" The statement of net position and the statement of activities answer this question. These statements include all assets, deferred outflows, liabilities, deferred inflows, revenues and expenses using the accrual basis of accounting similar to the accounting used by most private-sector companies. This basis of accounting will take into account all of the current year's revenues and expenses regardless of when cash is received or paid.

These two statements report the District's net position and changes in that position. This change in net position is important because it tells the reader that, for the District as a whole, the financial position of the District has improved or diminished. The causes of this change may be the result of many factors, some financial, some not. Non-financial factors include the District's property tax base, current property tax laws in Ohio restricting revenue growth, facility conditions, required educational programs and other factors.

In the statement of net position and the statement of activities, the governmental activities include the District's programs and services, including instruction, support services, food service operations, extracurricular activities, and interest and fiscal charges.

The District's statement of net position and statement of activities can be found on pages 15-16 of this report.

Reporting the District's Most Significant Funds

Fund Financial Statements

The analysis of the District's major governmental fund begins on page 11. Fund financial reports provide detailed information about the District's major funds. The District uses many funds to account for a multitude of financial transactions. However, these fund financial statements focus on the District's most significant funds. The District's major governmental fund is the general fund.

Governmental Funds

Most of the District's activities are reported in governmental funds, which focus on how money flows into and out of those funds and the balances left at year-end available for spending in future periods. These funds are reported using an accounting method called modified accrual accounting, which measures cash and all other financial assets than can readily be converted to cash. The governmental fund financial statements provide a detailed short-term view of the District's general government operations and the basic services it provides. Governmental fund information helps you determine whether there are more or fewer financial resources that can be spent in the near future to finance educational programs. The relationship (or differences) between governmental activities (reported in the statement of net position and the statement of activities) and governmental funds is reconciled in the basic financial statements. The basic governmental fund financial statements can be found on pages 17-21 of this report.

Reporting the District's Fiduciary Responsibilities

The District acts in a trustee capacity as an agent for individuals. These activities are reported in an agency fund. All of the District's fiduciary activities are reported in a separate statement of fiduciary assets and liabilities on page 22. These activities are excluded from the District's other financial statements because the assets cannot be utilized by the District to finance its operations.

**COLUMBIA LOCAL SCHOOL DISTRICT
LORAIN COUNTY, OHIO**

**MANAGEMENT'S DISCUSSION AND ANALYSIS
FOR THE FISCAL YEAR ENDED JUNE 30, 2017**

Notes to the Basic Financial Statements

The notes provide additional information that is essential to a full understanding of the data provided in the government-wide and fund financial statements. These notes to the basic financial statements can be found on pages 23-58 of this report.

Required Supplemental Information

In addition to the basic financial statements and accompanying notes, this report also presents certain required supplementary information concerning the District's net position liability. The required supplementary information can be found on pages 59-65 of this report.

The District as a Whole

The statement of net position provides the perspective of the District as a whole. The table on the following page provides a summary of the District's net position for June 30, 2017 and June 30, 2016.

THIS SPACE IS INTENTIONALLY LEFT BLANK

**COLUMBIA LOCAL SCHOOL DISTRICT
LORAIN COUNTY, OHIO**

**MANAGEMENT'S DISCUSSION AND ANALYSIS
FOR THE FISCAL YEAR ENDED JUNE 30, 2017**

	Net Position	
	Governmental Activities 2017	Governmental Activities 2016
<u>Assets</u>		
Current and other assets	\$ 14,058,785	\$ 12,925,215
Capital assets, net	9,799,525	9,718,313
Total assets	23,858,310	22,643,528
<u>Deferred Outflows of Resources</u>		
Pension	3,313,328	1,402,442
Total deferred outflows of resources	3,313,328	1,402,442
Total assets and deferred outflows of resources	27,171,638	24,045,970
<u>Liabilities</u>		
Current liabilities	1,181,623	1,158,127
Long-term liabilities:		
Due within one year	304,741	311,998
Due within more than one year:		
Net pension liability	17,543,283	14,267,377
Other amounts	7,062,342	7,236,912
Total liabilities	26,091,989	22,974,414
<u>Deferred Inflows of Resources</u>		
Property taxes levied for the next fiscal year	7,279,078	7,008,898
Pensions	370,290	1,388,293
Total deferred inflows of resources	7,649,368	8,397,191
Total liabilities and deferred inflows of resources	33,741,357	31,371,605
<u>Net Position</u>		
Net investment in capital assets	3,263,184	2,893,326
Restricted	398,769	496,558
Unrestricted (deficit)	(10,231,672)	(10,715,519)
Total net position (deficit)	\$ (6,569,719)	\$ (7,325,635)

The District has adopted GASB Statement 68, "Accounting and Financial Reporting for Pensions—an Amendment of GASB Statement 27," which significantly revises accounting for pension costs and liabilities. For reasons discussed below, many end users of this financial statement will gain a clearer understanding of the District's actual financial condition by adding deferred inflows related to pension and the net pension liability to the reported net position and subtracting deferred outflows related to pension.

**COLUMBIA LOCAL SCHOOL DISTRICT
LORAIN COUNTY, OHIO**

**MANAGEMENT'S DISCUSSION AND ANALYSIS
FOR THE FISCAL YEAR ENDED JUNE 30, 2017**

Governmental Accounting Standards Board standards are national and apply to all government financial reports prepared in accordance with generally accepted accounting principles. When accounting for pension costs, GASB 27 focused on a funding approach. This approach limited pension costs to contributions annually required by law, which may or may not be sufficient to fully fund each plan's *net pension liability*. GASB 68 takes an earnings approach to pension accounting; however, the nature of Ohio's statewide pension systems and state law governing those systems requires additional explanation in order to properly understand the information presented in these statements.

Under the new standards required by GASB 68, the net pension liability equals the District's proportionate share of each plan's collective:

1. Present value of estimated future pension benefits attributable to active and inactive employees' past service
2. Minus plan assets available to pay these benefits

GASB notes that pension obligations, whether funded or unfunded, are part of the "employment exchange" – that is, the employee is trading his or her labor in exchange for wages, benefits, and the promise of a future pension. GASB noted that the unfunded portion of this pension promise is a present obligation of the government, part of a bargained-for benefit to the employee, and should accordingly be reported by the government as a liability since they received the benefit of the exchange. However, the District is not responsible for certain key factors affecting the balance of this liability. In Ohio, the employee shares the obligation of funding pension benefits with the employer. Both employer and employee contribution rates are capped by State statute. A change in these caps requires action of both Houses of the General Assembly and approval of the Governor. Benefit provisions are also determined by State statute. The employee enters the employment exchange with the knowledge that the employer's promise is limited not by contract but by law. The employer enters the exchange also knowing that there is a specific, legal limit to its contribution to the pension system. In Ohio, there is no legal means to enforce the unfunded liability of the pension system *as against the public employer*. State law operates to mitigate/lessen the moral obligation of the public employer to the employee, because all parties enter the employment exchange with notice as to the law. The pension system is responsible for the administration of the plan.

Most long-term liabilities have set repayment schedules or, in the case of compensated absences (i.e. sick and vacation leave), are satisfied through paid time-off or termination payments. There is no repayment schedule for the net pension liability. As explained above, changes in pension benefits, contribution rates, and return on investments affect the balance of the net pension liability, but are outside the control of the local government. In the event that contributions, investment returns, and other changes are insufficient to keep up with required pension payments, State statute does not assign/identify the responsible party for the unfunded portion. Due to the unique nature of how the net pension liability is satisfied, this liability is separately identified within the long-term liability section of the statement of net position.

In accordance with GASB 68, the District's statements prepared on an accrual basis of accounting include an annual pension expense for their proportionate share of each plan's *change* in net pension liability not accounted for as deferred inflows/outflows.

Over time, net position can serve as a useful indicator of a government's financial position. At June 30, 2017, the District's liabilities and deferred inflows of resources exceeded assets and deferred outflows by \$6,569,719.

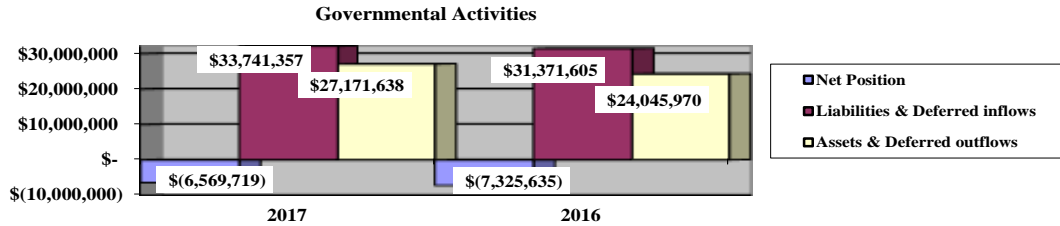
**COLUMBIA LOCAL SCHOOL DISTRICT
LORAIN COUNTY, OHIO**

**MANAGEMENT'S DISCUSSION AND ANALYSIS
FOR THE FISCAL YEAR ENDED JUNE 30, 2017**

At year-end, capital assets represented 41.07% of total assets. Capital assets include land, construction in progress, land improvements, buildings and improvements, furniture and equipment, vehicles and infrastructure. Net investment in capital assets at June 30, 2017, was \$3,263,184. These capital assets are used to provide services to the students and are not available for future spending. Although the District's investment in capital assets is reported net of related debt, it should be noted that the resources to repay the debt must be provided from other sources, since capital assets may not be used to liquidate these liabilities.

A portion of the District's net position, \$398,769, represents resources that are subject to external restriction on how they may be used.

The table below provides a summary of the District's net position for fiscal years 2017 and 2016:



The table below shows the change in net position for fiscal years 2017 and 2016.

Change in Net Position

	Governmental Activities 2017	Governmental Activities 2016
<u>Revenues</u>		
Program revenues:		
Charges for services and sales	\$ 993,449	\$ 1,032,110
Operating grants and contributions	590,938	593,989
General revenues:		
Property taxes	7,527,079	7,915,633
Grants and entitlements	3,211,996	3,172,406
Investment earnings	1,913	2,410
Other	54,037	149,297
Total revenues	\$ 12,379,412	\$ 12,865,845

- Continued

**COLUMBIA LOCAL SCHOOL DISTRICT
LORAIN COUNTY, OHIO**

MANAGEMENT'S DISCUSSION AND ANALYSIS
FOR THE FISCAL YEAR ENDED JUNE 30, 2017

Change in Net Position

	<u>Governmental Activities 2017</u>	<u>Governmental Activities 2016</u>
<u>Expenses</u>		
Program expenses:		
Instruction:		
Regular	\$ 4,839,294	\$ 4,073,818
Special	1,134,464	936,490
Vocational	94,636	84,977
Other	424,688	385,284
Support services:		
Pupil	726,652	662,203
Instructional staff	253,761	230,351
Board of education	15,932	14,524
Administration	993,810	849,479
Fiscal	379,174	385,540
Business	7,577	2,173
Operations and maintenance	955,214	953,956
Pupil transportation	523,811	521,631
Central	146,648	209,841
Food service operations	419,619	400,358
Extracurricular activities	427,074	390,029
Interest and fiscal charges	<u>281,142</u>	<u>283,294</u>
Total expenses	<u>11,623,496</u>	<u>10,383,948</u>
Change in net position	755,916	2,481,897
Net position (deficit) at beginning of year	<u>(7,325,635)</u>	<u>(9,807,532)</u>
Net position (deficit) at end of year	<u>\$ (6,569,719)</u>	<u>\$ (7,325,635)</u>

Governmental Activities

Net position of the District's governmental activities increased \$755,916. Total governmental expenses of \$11,623,496 were offset by program revenues of \$1,584,387 and general revenues of \$10,795,025. Program revenues supported 13.63% of the total governmental expenses.

The primary sources of revenue for governmental activities are derived from property taxes and unrestricted grants and entitlements. These revenue sources represent 86.75% of total governmental revenue. Real estate property is reappraised every six years.

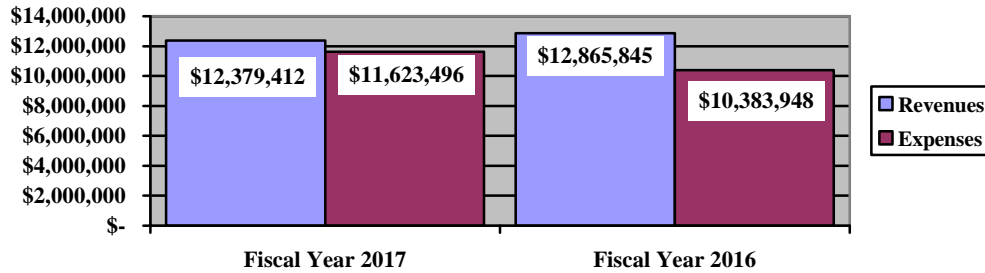
The largest expense of the District is for instructional programs. Instruction expenses totaled \$6,493,082 or 55.86% of total governmental expenses for fiscal year 2017.

**COLUMBIA LOCAL SCHOOL DISTRICT
LORAIN COUNTY, OHIO**

MANAGEMENT'S DISCUSSION AND ANALYSIS
FOR THE FISCAL YEAR ENDED JUNE 30, 2017

The graph below presents the District's governmental activities revenue and expenses for fiscal years 2017 and 2016:

Governmental Activities - Revenues and Expenses



The statement of activities shows the cost of program services and the charges for services and grants offsetting those services. The following table shows, for governmental activities, the total cost of services and the net cost of services. That is, it identifies the cost of these services supported by tax revenue and unrestricted State grants and entitlements.

Governmental Activities

	Total Cost of Services <u>2017</u>	Net Cost of Services <u>2017</u>	Total Cost of Services <u>2016</u>	Net Cost of Services <u>2016</u>
Program expenses				
Instruction:				
Regular	\$ 4,839,294	\$ 4,161,829	\$ 4,073,818	\$ 3,350,715
Special	1,134,464	862,647	936,490	689,963
Vocational	94,636	91,183	84,977	81,755
Other	424,688	424,688	385,284	385,284
Support services:				
Pupil	726,652	623,683	662,203	548,655
Instructional staff	253,761	241,477	230,351	216,674
Board of education	15,932	15,932	14,524	14,524
Administration	993,810	944,298	849,479	801,824
Fiscal	379,174	379,174	385,540	385,540
Business	7,577	7,577	2,173	2,173
Operations and maintenance	955,214	951,069	953,956	931,511
Pupil transportation	523,811	523,811	521,631	496,875
Central	146,648	146,648	209,841	209,841
Food service operations	419,619	79,638	400,358	86,518
Extracurricular activities	427,074	304,313	390,029	272,703
Interest and fiscal charges	281,142	281,142	283,294	283,294
Total expenses	<u>\$ 11,623,496</u>	<u>\$ 10,039,109</u>	<u>\$ 10,383,948</u>	<u>\$ 8,757,849</u>

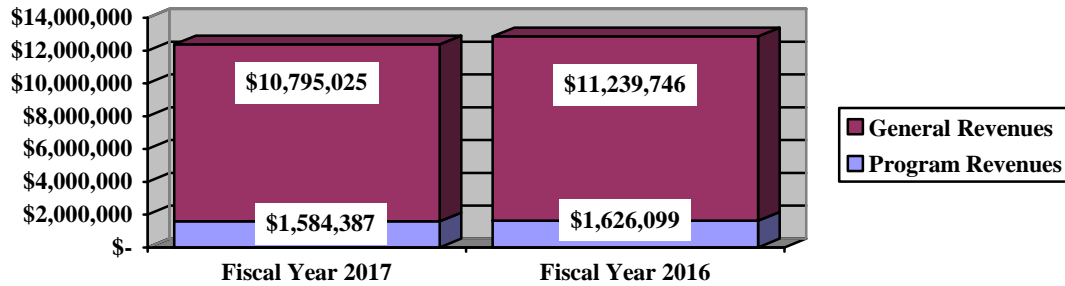
The dependence upon tax and other general revenues for governmental activities is apparent, 85.33% of instruction activities are supported through taxes and other general revenues. For all governmental activities, general revenue support is 86.37%.

**COLUMBIA LOCAL SCHOOL DISTRICT
LORAIN COUNTY, OHIO**

MANAGEMENT'S DISCUSSION AND ANALYSIS
FOR THE FISCAL YEAR ENDED JUNE 30, 2017

The graph below presents the District's governmental activities revenue for fiscal years 2017 and 2016:

Governmental Activities - General and Program Revenues



The District's Funds

The District's governmental funds (as presented on page 17) reported a combined fund balance of \$5,426,326 which is higher than last year's balance of \$4,540,847. The schedule below indicates the fund balance and the total change in fund balance as of June 30, 2017 and 2016.

	Fund Balance <u>June 30, 2017</u>	Fund Balance <u>June 30, 2016</u>	Increase <u>(Decrease)</u>
General	\$ 4,896,616	\$ 3,954,433	\$ 942,183
Other Governmental	<u>529,710</u>	<u>586,414</u>	<u>(56,704)</u>
Total	<u>\$ 5,426,326</u>	<u>\$ 4,540,847</u>	<u>\$ 885,479</u>

General Fund

The table that follows assists in illustrating the financial activities and fund balance of the general fund.

**COLUMBIA LOCAL SCHOOL DISTRICT
LORAIN COUNTY, OHIO**

**MANAGEMENT'S DISCUSSION AND ANALYSIS
FOR THE FISCAL YEAR ENDED JUNE 30, 2017**

	<u>2017</u> <u>Amount</u>	<u>2016</u> <u>Amount</u>	<u>Percentage</u> <u>Change</u>
<u>Revenues</u>			
Taxes	\$ 6,898,438	\$ 7,262,685	(5.02) %
Tuition	629,084	680,627	(7.57) %
Earnings on investments	1,902	2,347	(18.96) %
Intergovernmental	3,197,441	3,184,934	0.39 %
Other revenues	<u>132,860</u>	<u>184,102</u>	(27.83) %
Total	<u>\$ 10,859,725</u>	<u>\$ 11,314,695</u>	(4.02) %
<u>Expenditures</u>			
Instruction	\$ 5,774,384	\$ 5,283,376	9.29 %
Support services	3,570,695	3,521,833	1.39 %
Extracurricular activities	320,010	286,802	11.58 %
Facilities acquisition and construction	25,794	242,046	(89.34) %
Debt service	<u>37,677</u>	<u>44,646</u>	(15.61) %
Total	<u>\$ 9,728,560</u>	<u>\$ 9,378,703</u>	3.73 %

The District experienced a 4.02% or \$454,970 decrease in general fund revenues from fiscal year 2016. Other revenues decreased \$51,242 or 27.83% primarily due to the District not receiving rental income from a rental home and not receiving miscellaneous District fees that they received in fiscal year 2016. Expenditures in the general fund increased by 3.73% or \$349,857. Extracurricular activities increased 11.58% or \$33,208 primarily due to an increase in extracurricular payroll related expenditures. Facilities acquisition and construction decreased \$216,252 or 89.34% due to a decrease in capital related additions being expensed from the general fund in the current fiscal year. All other revenues and expenditures remained comparable to prior years.

General Fund Budgeting Highlights

The District's budget is prepared according to Ohio law and is based on accounting for certain transactions on a basis of cash receipts, disbursements and encumbrances. The most significant budgeted fund is the general fund.

For the general fund, original and final budgeted revenues and other financing sources were \$11,080,824. Actual revenues and other financing sources for fiscal 2017 were \$11,088,302. This represents a \$7,478 increase from final budgeted revenues.

General fund final appropriations and other financing uses were \$10,861,014. This represents a \$151,000 increase from original appropriations and other financing uses of \$10,710,014. The actual budget basis expenditures and other financing uses for fiscal year 2017 totaled \$9,985,382, which was \$875,632 less than the final budget appropriations.

**COLUMBIA LOCAL SCHOOL DISTRICT
LORAIN COUNTY, OHIO**

MANAGEMENT'S DISCUSSION AND ANALYSIS
FOR THE FISCAL YEAR ENDED JUNE 30, 2017

Capital Assets and Debt Administration

Capital Assets

At the end of fiscal 2017, the District had \$9,799,525 invested in land, land improvements, buildings and improvements, furniture and equipment, vehicles and infrastructure. This entire amount is reported in governmental activities.

The following table shows fiscal 2017 balances compared to 2016:

	Capital Assets at June 30	
	(Net of Depreciation)	
	<u>Governmental Activities</u>	
	<u>2017</u>	<u>2016</u>
Land	\$ 393,414	\$ 393,414
Construction in progress	-	342,456
Land improvements	276,054	281,209
Building and improvements	8,578,745	8,081,674
Furniture and equipment	361,976	385,881
Vehicles	171,114	214,106
Infrastructure	<u>18,222</u>	<u>19,573</u>
Total	<u>\$ 9,799,525</u>	<u>\$ 9,718,313</u>

The overall increase in capital assets of \$81,212 is primarily due to capital outlays of \$456,364 exceeding depreciation expense of \$371,992 and disposals (net of accumulated depreciation) of \$3,160 for fiscal 2017.

See Note 8 to the basic financial statements for additional information on the District's capital assets.

Debt Administration

At June 30, 2017, the District had \$16,043 in lease purchase obligations, \$67,940 in capital lease obligations, \$5,458,221 in general obligation bonds, and \$745,679 in qualified school construction bonds outstanding. Of this total, \$243,521 is due within one year and \$6,044,362 is due in more than one year.

At June 30, 2017, the District's overall legal debt margin was \$13,174,732, and the unvoted debt margin was \$212,084. See Note 10 to the basic financial statements for additional information on the District's debt administration.

Current Financial Related Activities

The District has continued to maintain the highest standards of service to the students, parents and community. The District is continually presented with challenges and opportunities.

**COLUMBIA LOCAL SCHOOL DISTRICT
LORAIN COUNTY, OHIO**

**MANAGEMENT'S DISCUSSION AND ANALYSIS
FOR THE FISCAL YEAR ENDED JUNE 30, 2017**

As the preceding information shows, the District heavily depends on its residential property taxpayers. The community's commitment to the District was demonstrated by the November 2015 passage of a renewal of a \$625,000 emergency levy, the May 2015 passage of a renewal of a 2.0 mil Permanent Improvement Levy which will help take the burden of repairs and equipment purchases from the general fund, and the February 2012 passage of a \$6 million bond issue, which will enabled the District to close a building and build an addition on the existing middle school and become a two building district, as well as the November 2012 passage of two renewals of \$950,000 and \$647,000 emergency levies and the passage of a 5.5 mil 5-year operating levy in November 2013.

The continued financial support of the District demonstrates the strong belief of parents and community members that their schools are one of the highest priorities and one of the most important public institutions in their community.

The District has communicated to the community the extent upon which it relies on their support for the major part of its operations, and will continue to work diligently to carefully monitor expenses, staying within the District's five-year financial plan. State law retards the growth income generated by local levies rendering revenues relatively constant. This lack of growth, however, forces the District to come back to the voters from time to time and ask for additional financial support.

Contacting the District's Financial Management

This financial report is designed to provide our citizens, taxpayers, and investors and creditors with a general overview of the District's finances and to show the District's accountability for the money it receives. If you have any questions about this report or need additional financial information contact Patricia Eddy, Treasurer, at Columbia Local School District, 25796 Royalton Road, Columbia Station, Ohio 44028.

**COLUMBIA LOCAL SCHOOL DISTRICT
LORAIN COUNTY, OHIO**

STATEMENT OF NET POSITION
JUNE 30, 2017

	Governmental Activities
Assets:	
Equity in pooled cash and cash equivalents.	\$ 5,971,191
Receivables:	
Taxes	7,970,966
Accounts	6,556
Intergovernmental.	93,584
Prepayments.	12,374
Materials and supplies inventory	1,678
Inventory held for resale	2,436
Capital assets:	
Nondepreciable capital assets	393,414
Depreciable capital assets, net	9,406,111
Capital assets, net	9,799,525
Total assets.	23,858,310
 Deferred outflows of resources:	
Pension - STRS.	2,602,507
Pension - SERS.	710,821
Total deferred outflows of resources	3,313,328
 Liabilities:	
Accounts payable.	9,365
Accrued wages and benefits payable	952,440
Intergovernmental payable	44,801
Pension and postemployment benefits payable	153,888
Accrued interest payable	21,075
Unearned revenue	54
Long-term liabilities:	
Due within one year.	304,741
Due in more than one year:	
Net pension liability.	17,543,283
Other amounts due in more than one year	7,062,342
Total liabilities	26,091,989
 Deferred inflows of resources:	
Property taxes levied for the next fiscal year.	7,279,078
Pension - STRS.	177,917
Pension - SERS.	192,373
Total deferred inflows of resources	7,649,368
 Net position:	
Net investment in capital assets	3,263,184
Restricted for:	
Capital projects	211,473
Debt service.	57,984
Locally funded programs	8,987
Federally funded programs	10,661
Student activities	83,937
Other purposes	25,727
Unrestricted (deficit).	(10,231,672)
Total net position (deficit)	\$ (6,569,719)

SEE ACCOMPANYING NOTES TO THE BASIC FINANCIAL STATEMENTS

**COLUMBIA LOCAL SCHOOL DISTRICT
LORAIN COUNTY, OHIO**

STATEMENT OF ACTIVITIES
FOR THE FISCAL YEAR ENDED JUNE 30, 2017

	Expenses	Program Revenues		Net (Expense) Revenue and Changes in Net Position Governmental Activities
		Charges for Services and Sales	Operating Grants and Contributions	
Governmental activities:				
Instruction:				
Regular	\$ 4,839,294	\$ 654,369	\$ 23,096	\$ (4,161,829)
Special	1,134,464	35,944	235,873	(862,647)
Vocational	94,636	-	3,453	(91,183)
Other	424,688	-	-	(424,688)
Support services:				
Pupil.	726,652	4,721	98,248	(623,683)
Instructional staff	253,761	-	12,284	(241,477)
Board of education	15,932	-	-	(15,932)
Administration.	993,810	-	49,512	(944,298)
Fiscal.	379,174	-	-	(379,174)
Business.	7,577	-	-	(7,577)
Operations and maintenance	955,214	4,145	-	(951,069)
Pupil transportation.	523,811	-	-	(523,811)
Central	146,648	-	-	(146,648)
Operation of non-instructional services:				
Food service operations	419,619	186,093	153,888	(79,638)
Extracurricular activities.	427,074	108,177	14,584	(304,313)
Interest and fiscal charges	281,142	-	-	(281,142)
Total governmental activities	<u>\$ 11,623,496</u>	<u>\$ 993,449</u>	<u>\$ 590,938</u>	<u>(10,039,109)</u>

General revenues:

Property taxes levied for:	
General purposes	6,867,981
Debt service.	319,020
Capital outlay.	340,078
Grants and entitlements not restricted to specific programs	3,211,996
Investment earnings	1,913
Miscellaneous	54,037
Total general revenues	<u>10,795,025</u>
Change in net position	755,916
Net position (deficit) at beginning of year . .	<u>(7,325,635)</u>
Net position (deficit) at end of year.	<u>\$ (6,569,719)</u>

SEE ACCOMPANYING NOTES TO THE BASIC FINANCIAL STATEMENTS

**COLUMBIA LOCAL SCHOOL DISTRICT
LORAIN COUNTY, OHIO**

BALANCE SHEET
GOVERNMENTAL FUNDS
JUNE 30, 2017

	<u>General</u>	<u>Nonmajor Governmental Funds</u>	<u>Total Governmental Funds</u>
Assets:			
Equity in pooled cash and cash equivalents.	\$ 5,447,883	\$ 523,308	\$ 5,971,191
Receivables:			
Property taxes.	7,270,316	700,650	7,970,966
Accounts	6,160	396	6,556
Intergovernmental.	93,584	-	93,584
Prepayments	12,374	-	12,374
Materials and supplies inventory.	-	1,678	1,678
Inventory held for resale	-	2,436	2,436
Total assets	<u>\$ 12,830,317</u>	<u>\$ 1,228,468</u>	<u>\$ 14,058,785</u>
Liabilities:			
Accounts payable	\$ 8,665	\$ 700	\$ 9,365
Accrued wages and benefits payable	912,409	40,031	952,440
Compensated absences payable	12,285	-	12,285
Intergovernmental payable	44,255	546	44,801
Pension and postemployment benefits payable	145,408	8,480	153,888
Unearned revenue.	54	-	54
Total liabilities.	<u>1,123,076</u>	<u>49,757</u>	<u>1,172,833</u>
Deferred inflows of resources:			
Property taxes levied for the next fiscal year.	6,639,245	639,833	7,279,078
Delinquent property tax revenue not available	95,125	9,168	104,293
Intergovernmental revenue not available.	76,255	-	76,255
Total deferred inflows of resources.	<u>6,810,625</u>	<u>649,001</u>	<u>7,459,626</u>
Fund balances:			
Nonspendable:			
Materials and supplies inventory.	-	1,678	1,678
Prepays	12,374	-	12,374
Restricted:			
Debt service	-	182,855	182,855
Capital improvements	-	206,730	206,730
Food service operations	-	38,740	38,740
Targeted academic assistance	-	16,404	16,404
Other purposes	-	8,987	8,987
Extracurricular.	-	83,937	83,937
Assigned:			
Student instruction	3,503	-	3,503
Student and staff support.	11,079	-	11,079
Extracurricular activities	1,620	-	1,620
School supplies.	857	-	857
Public school support.	49,960	-	49,960
Other purposes	5,177	-	5,177
Unassigned (deficit)	4,812,046	(9,621)	4,802,425
Total fund balances	<u>4,896,616</u>	<u>529,710</u>	<u>5,426,326</u>
Total liabilities, deferred inflows and fund balances	<u>\$ 12,830,317</u>	<u>\$ 1,228,468</u>	<u>\$ 14,058,785</u>

SEE ACCOMPANYING NOTES TO THE BASIC FINANCIAL STATEMENTS

**COLUMBIA LOCAL SCHOOL DISTRICT
LORAIN COUNTY, OHIO**

RECONCILIATION OF TOTAL GOVERNMENTAL FUND BALANCES TO
NET POSITION OF GOVERNMENTAL ACTIVITIES
JUNE 30, 2017

Total governmental fund balances		\$ 5,426,326
<i>Amounts reported for governmental activities on the statement of net position are different because:</i>		
Capital assets used in governmental activities are not financial resources and therefore are not reported in the funds.		9,799,525
Other long-term assets are not available to pay for current-period expenditures and therefore are deferred inflows in the funds.		
Taxes receivable	\$ 104,293	
Intergovernmental receivable	76,255	
Total		180,548
Unamortized premiums on bonds issued are not recognized in the funds.		(356,679)
Accrued interest payable is not due and payable in the current period and therefore is not reported in the funds.		(21,075)
The net pension liability is not due and payable in the current period; therefore, the liability and related deferred inflows/ outflows are not reported in governmental funds:		
Deferred outflows of resources - pension	3,313,328	
Deferred inflows of resources - pension	(370,290)	
Net pension liability	(17,543,283)	(14,600,245)
Long-term liabilities, such as compensated absences, are not due and payable in the current period and therefore are not reported in the funds.		
Capital leases payable	(67,940)	
Compensated absences payable	(710,236)	
General obligation current interest bonds	(5,295,000)	
General obligation capital appreciation bonds	(55,000)	
Accreted interest on capital appreciation bonds	(108,221)	
Qualified school construction bonds	(745,679)	
Lease purchase agreement	(16,043)	
Total		(6,998,119)
Net position (deficit) of governmental activities		\$ (6,569,719)

SEE ACCOMPANYING NOTES TO THE BASIC FINANCIAL STATEMENTS

**COLUMBIA LOCAL SCHOOL DISTRICT
LORAIN COUNTY, OHIO**

STATEMENT OF REVENUES, EXPENDITURES AND CHANGES IN FUND BALANCES
GOVERNMENTAL FUNDS
FOR THE FISCAL YEAR ENDED JUNE 30, 2017

	General	Nonmajor Governmental Funds	Total Governmental Funds
Revenues:			
From local sources:			
Property taxes	\$ 6,898,438	\$ 662,092	\$ 7,560,530
Tuition	629,084	-	629,084
Earnings on investments	1,902	11	1,913
Charges for services	-	186,093	186,093
Extracurricular	9,722	99,449	109,171
Classroom materials and fees	60,235	-	60,235
Rental income	4,145	-	4,145
Contributions and donations	4,721	14,731	19,452
Other local revenues	54,037	-	54,037
Intergovernmental - intermediate	-	8,528	8,528
Intergovernmental - state	3,192,469	135,150	3,327,619
Intergovernmental - federal	4,972	447,084	452,056
Total revenues	<u>10,859,725</u>	<u>1,553,138</u>	<u>12,412,863</u>
Expenditures:			
Current:			
Instruction:			
Regular	4,284,028	20,009	4,304,037
Special	977,236	121,005	1,098,241
Vocational	88,432	-	88,432
Other	424,688	-	424,688
Support services:			
Pupil	586,149	105,335	691,484
Instructional staff	232,772	12,553	245,325
Board of education	15,301	-	15,301
Administration	889,063	52,805	941,868
Fiscal	354,222	13,871	368,093
Business	6,913	-	6,913
Operations and maintenance	828,450	-	828,450
Pupil transportation	490,105	-	490,105
Central	167,720	-	167,720
Operation of non-instructional services:			
Food service operations	-	410,653	410,653
Extracurricular activities	320,010	92,287	412,297
Facilities acquisition and construction	25,794	470,275	496,069
Debt service:			
Principal retirement	32,670	240,005	272,675
Interest and fiscal charges	5,007	263,030	268,037
Total expenditures	<u>9,728,560</u>	<u>1,801,828</u>	<u>11,530,388</u>
Excess (deficiency) of revenues over (under) expenditures	<u>1,131,165</u>	<u>(248,690)</u>	<u>882,475</u>
Other financing sources (uses):			
Sale of assets	2,500	504	3,004
Transfers in	-	191,482	191,482
Transfers (out)	(191,482)	-	(191,482)
Total other financing sources (uses)	<u>(188,982)</u>	<u>191,986</u>	<u>3,004</u>
Net change in fund balances	942,183	(56,704)	885,479
Fund balances at beginning of year	<u>3,954,433</u>	<u>586,414</u>	<u>4,540,847</u>
Fund balances at end of year	<u>\$ 4,896,616</u>	<u>\$ 529,710</u>	<u>\$ 5,426,326</u>

SEE ACCOMPANYING NOTES TO THE BASIC FINANCIAL STATEMENTS

**COLUMBIA LOCAL SCHOOL DISTRICT
LORAIN COUNTY, OHIO**

RECONCILIATION OF THE STATEMENT OF REVENUES, EXPENDITURES
AND CHANGES IN FUND BALANCES OF GOVERNMENTAL FUNDS
TO THE STATEMENT OF ACTIVITIES
FOR THE FISCAL YEAR ENDED JUNE 30, 2017

Net change in fund balances - total governmental funds	\$	885,479
<i>Amounts reported for governmental activities in the statement of activities are different because:</i>		
Governmental funds report capital outlays as expenditures. However, in the statement of activities, the cost of those assets is allocated over their estimated useful lives as depreciation expense.		
Capital outlay	\$ 456,364	
Current year depreciation	(371,992)	
Total		84,372
The net effect of various miscellaneous transactions involving capital assets (i.e., sales, disposals, trade-ins, and donations) is to decrease net position.		
		(3,160)
Revenues in the statement of activities that do not provide current financial resources are not reported as revenues in the funds.		
Taxes	(33,451)	
Intergovernmental revenue	(24,315)	
Total		(57,766)
Contractually required contributions are reported as expenditures in governmental funds; however, the statement of activities reports these amount as deferred outflows.		
		871,782
Except for amounts reported as deferred inflows/ outflows, changes in the net pension liability are reported as pension expense in the statement of activities.		
		(1,218,799)
Principal payments on bonds, capital leases and lease purchase agreements are an expenditure in the governmental funds, but the repayment reduces long-term liabilities in the statement of net position.		
		272,675
In the statement of activities, interest is accrued on outstanding bonds, whereas in governmental funds, an interest expenditure is reported when due. The following items resulted in additional interest being reported in the statement of activities:		
Increase in accrued interest payable	809	
Accreted interest on capital appreciation bonds	(29,885)	
Amortization of bond premiums	15,971	
Total		(13,105)
Some expenses reported in the statement of activities, such as compensated absences, do not require the use of current financial resources and therefore are not reported as expenditures in governmental funds.		
		(65,562)
Change in net position of governmental activities	\$	755,916

SEE ACCOMPANYING NOTES TO THE BASIC FINANCIAL STATEMENTS

**COLUMBIA LOCAL SCHOOL DISTRICT
LORAIN COUNTY, OHIO**

STATEMENT OF REVENUES, EXPENDITURES AND CHANGES IN
FUND BALANCE - BUDGET AND ACTUAL (NON-GAAP BUDGETARY BASIS)
GENERAL FUND
FOR THE FISCAL YEAR ENDED JUNE 30, 2017

	<u>Budgeted Amounts</u>		<u>Actual</u>	<u>Variance with Final Budget Positive (Negative)</u>
	<u>Original</u>	<u>Final</u>		
Revenues:				
From local sources:				
Property taxes	\$ 7,091,810	\$ 7,091,810	\$ 7,070,058	\$ (21,752)
Tuition.	673,832	673,832	629,084	(44,748)
Earnings on investments	3,800	3,800	1,902	(1,898)
Classroom materials and fees	22,815	22,815	45,957	23,142
Rental income	4,500	4,500	4,145	(355)
Contributions and donations	4,000	4,000	-	(4,000)
Other local revenues	61,000	61,000	28,632	(32,368)
Intergovernmental - state	3,193,814	3,193,814	3,181,448	(12,366)
Total revenues	<u>11,055,571</u>	<u>11,055,571</u>	<u>10,961,226</u>	<u>(94,345)</u>
Expenditures:				
Current:				
Instruction:				
Regular	4,465,415	4,449,352	4,247,245	202,107
Special.	1,020,764	1,029,442	974,789	54,653
Vocational.	90,789	89,974	88,030	1,944
Other.	487,141	426,476	425,988	488
Support services:				
Pupil.	537,484	614,666	570,890	43,776
Instructional staff	246,700	249,755	235,649	14,106
Board of education	21,576	18,688	17,375	1,313
Administration.	1,000,012	979,982	909,246	70,736
Fiscal	403,989	395,224	355,250	39,974
Business	7,316	7,200	6,913	287
Operations and maintenance.	1,033,584	1,057,100	856,367	200,733
Pupil transportation	593,058	618,571	511,869	106,702
Central.	257,324	244,076	220,723	23,353
Extracurricular activities.	355,879	395,959	344,156	51,803
Facilities acquisition and construction	8,983	89,549	25,910	63,639
Total expenditures	<u>10,530,014</u>	<u>10,666,014</u>	<u>9,790,400</u>	<u>875,614</u>
Excess of revenues over expenditures.	<u>525,557</u>	<u>389,557</u>	<u>1,170,826</u>	<u>781,269</u>
Other financing sources (uses):				
Refund of prior year's expenditures	25,253	25,253	113,576	88,323
Transfers in	-	-	11,000	11,000
Transfers (out).	(180,000)	(195,000)	(194,982)	18
Sale of capital assets	-	-	2,500	2,500
Total other financing sources (uses)	<u>(154,747)</u>	<u>(169,747)</u>	<u>(67,906)</u>	<u>101,841</u>
Net change in fund balance	370,810	219,810	1,102,920	883,110
Fund balance at beginning of year	4,159,151	4,159,151	4,159,151	-
Prior year encumbrances appropriated	106,054	106,054	106,054	-
Fund balance at end of year	<u>\$ 4,636,015</u>	<u>\$ 4,485,015</u>	<u>\$ 5,368,125</u>	<u>\$ 883,110</u>

SEE ACCOMPANYING NOTES TO THE BASIC FINANCIAL STATEMENTS

**COLUMBIA LOCAL SCHOOL DISTRICT
LORAIN COUNTY, OHIO**

STATEMENT OF FIDUCIARY ASSETS AND LIABILITIES
FIDUCIARY FUND
JUNE 30, 2017

	Agency
Assets:	
Current assets:	
Equity in pooled cash and cash equivalents	\$ 94,172
Receivables:	
Accounts	10,962
Total assets.	\$ 105,134
 Liabilities:	
Accounts payable.	\$ 259
Due to students.	102,340
Unearned revenue	2,535
Total liabilities	\$ 105,134

SEE ACCOMPANYING NOTES TO THE BASIC FINANCIAL STATEMENTS

**COLUMBIA LOCAL SCHOOL DISTRICT
LORAIN COUNTY, OHIO**

**NOTES TO THE BASIC FINANCIAL STATEMENTS
FOR THE FISCAL YEAR ENDED JUNE 30, 2017**

NOTE 1 - DESCRIPTION OF THE SCHOOL DISTRICT

The Columbia Local School District (the “District”) is a body politic and corporate established for the purpose of exercising the rights and privileges conveyed to it by the constitution and laws of the State.

The District is located in Columbia Station, Ohio; Lorain County. The District operates under a locally-elected five member board form of government and provides educational services as authorized and mandated by State and Federal agencies. Each member is elected to a four year term.

The Board of Education (the “Board”) controls the District’s three instructional and three support facilities staffed by 41 non-certified personnel, 81 certified teaching personnel and 6 administrators who provide services to 879 students. The District’s three support facilities include an administration building, transportation center, and a maintenance garage. The District operates one elementary school (K-4), one middle school (5-8) and one high school (9-12). The District ranks as the 568th largest by total enrollment among the 918 public school districts and community schools in the State.

NOTE 2 - SUMMARY OF SIGNIFICANT ACCOUNTING POLICIES

The basic financial statements of the District have been prepared in conformity with accounting principles generally accepted in the United States of America (GAAP) as applied to governmental units. The Governmental Accounting Standards Board (GASB) is the accepted standard-setting body for establishing governmental accounting and financial reporting principles. The District’s significant accounting policies are described below.

A. Reporting Entity

The reporting entity has been defined in accordance with GASB Statement No. 14, “The Financial Reporting Entity” as amended by GASB Statement No. 39, “Determining Whether Certain Organizations Are Component Units” and GASB Statement No. 61, “The Financial Reporting Entity: Omnibus an amendment of GASB Statements No. 14 and No. 34”. The reporting entity is composed of the primary government and component units. The primary government consists of all funds, departments, boards and agencies that are not legally separate from the District. For the District, this includes general operations, food service, and student related activities of the District.

Component units are legally separate organizations for which the District is financially accountable. The District is financially accountable for an organization if the District appoints a voting majority of the organization’s Governing Board and (1) the District is able to significantly influence the programs or services performed or provided by the organization; or (2) the District is legally entitled to or can otherwise access the organization’s resources; or (3) the District is legally obligated or has otherwise assumed the responsibility to finance the deficits of, or provide financial support to, the organization; or (4) the District is obligated for the debt of the organization. Component units may also include organizations that are fiscally dependent on the District in that the District approves the budget, the issuance of debt or the levying of taxes. Certain organizations are also included as component units if the nature and significance of the relationship between the primary government and the organization is such that exclusion by the primary government would render the primary government’s financial statements incomplete or misleading. Based upon the application of these criteria, the District has no component units. The basic financial statements of the reporting entity include only those of the District (the primary government).

**COLUMBIA LOCAL SCHOOL DISTRICT
LORAIN COUNTY, OHIO**

NOTES TO THE BASIC FINANCIAL STATEMENTS
FOR THE FISCAL YEAR ENDED JUNE 30, 2017

NOTE 2 - SUMMARY OF SIGNIFICANT ACCOUNTING POLICIES - (Continued)

The following organizations are described due to their relationship to the District:

JOINTLY GOVERNED ORGANIZATIONS

Metropolitan Educational Technology Association (META) Solutions

The District is a participant in META Solutions which is a computer consortium that resulted from the mergers between Tri-Rivers Educational Computer Association (TRECA), Metropolitan Educational Council (MEC), Metropolitan Dayton Educational Cooperative Association (MDECA), Southeastern Ohio Valley Voluntary Education Cooperative (SEOVEC), and South Central Ohio Computer Association (SCOCA). META Solutions develops, implements and supports the technology and instructional needs of schools in a cost-effective manner. META Solutions provides instructional, core, technology and purchasing services for its member districts. The Board of Directors consists of the Superintendents from eleven of the member districts. During fiscal year 2017, the District paid META Solutions \$37,005 for services, which included a prepayment for fiscal year 2018 services of \$12,374. Financial information can be obtained from Dave Varda, who serves as Chief Financial Officer, 100 Executive Drive, Marion, Ohio 43302.

Lorain County Joint Vocational School (LCJVS)

The Lorain County JVS (LCJVS) is a separate body politic and corporate established by the Ohio Revised Code to provide for vocational and special education needs to students. The Board of the LCJVS is comprised of representatives from each participating school district and is responsible for approving its own budgets, appointing personnel, and accounting and financing related to activities. The District's students may attend LCJVS. Each school district's control is limited to its representation on the Board. Financial information can be obtained by contacting the LCJVS, 15181 State Route 58, Oberlin, Ohio 44074.

Ohio Schools Council

The Ohio Schools Council (Council) is a jointly governed organization among 199 school districts. The jointly governed organization was formed to purchase quality products and services at the lowest possible cost to the member districts. Each district supports the Council by paying an annual participation fee. The Council's Board consists of seven superintendents of the participating districts whose term rotates every year. The degree of control exercised by any school district is limited to its representation on the Board. In fiscal year 2017, the District did not pay a membership fee to the Council, it was waived by the group. Financial information can be obtained by contacting Kelly Rocco, Office Manager of the Ohio Schools Council at 6393 Oak Tree Blvd. Suite 377, Independence, Ohio 44131.

The District participates in the Council's prepaid natural gas purchase program. This program allows school districts to purchase natural gas at reduced rates. Compass Energy has been selected as the supplier and program manager. There are currently 151 participants in the program including Columbia Local School District. Each September, these estimated payments are compared to their actual usage for the year (July to June). Districts that paid more in estimated billings than their actual billings are issued credits on future billings beginning in September until the credits are exhausted and districts that did not pay enough on estimated billings are invoiced for the difference on the September monthly estimated billing.

In addition to the prepaid natural gas purchase program, the District also participates in the Power4Schools program.

**COLUMBIA LOCAL SCHOOL DISTRICT
LORAIN COUNTY, OHIO**

NOTES TO THE BASIC FINANCIAL STATEMENTS
FOR THE FISCAL YEAR ENDED JUNE 30, 2017

NOTE 2 - SUMMARY OF SIGNIFICANT ACCOUNTING POLICIES - (Continued)

The Power4Schools program is a partnership between the Ohio Schools Council (OSC), the Ohio Association of School Business Officials (OASBO), the Ohio School Boards Association (OSBA) and the Buckeye Association of School Administrators (BASA) offering electric generation savings for Ohio school districts.

It is the merging of OSC's Energy for Education Program with OASBO, OSBA and BASA's SchoolPool Program to create a partnership by pooling purchasing power statewide. The mission of the program is to bring savings on electric generation costs and budget certainty to Ohio public schools.

Power4Schools has selected FirstEnergy Solutions as its exclusive provider for school districts in the Ohio Edison, The Illuminating Company, Toledo Edison, Duke Energy and AEP Ohio Power service areas. FirstEnergy Solutions Corp., based in Akron, is a leading energy supplier, serving residential, commercial and industrial customers throughout the Northeast, Midwest and Mid-Atlantic regions of the U.S.

PUBLIC ENTITY RISK POOLS

Ohio School Plan

The District participates in the Ohio School Plan (the "Plan"), an insurance purchasing pool established under Section 2744.081 of the Ohio Revised Code. The Plan is an unincorporated nonprofit association of its members which enables the participants to provide for a formalized joint insurance purchasing program for maintaining adequate insurance protection and provides risk management programs and other administrative services. The Plan's business and affairs are conducted by a fifteen member board consisting of superintendents, treasurers, the president of Harcum-Schuett Insurance Agency, Inc., and a member of Hylant Group, Inc. Hylant Group, Inc. is the Plan's administrator and is responsible for processing claims. Harcum-Schuett Insurance Agency serves as the sales and marketing representative which establishes agreements between the Plan and its members. Financial information can be obtained from Harcum-Schuett Insurance Agency, 246 East Sycamore Street, Columbus, Ohio 43206.

Workers' Compensation Group Rating Program

The District participates in the Ohio Association of School Business Officials (OASBO)/CompManagement, Inc. Workers' Compensation Group Rating Program (GRP). The GRP is sponsored by OASBO and administered by CompManagement, Inc. The intent of the GRP is to achieve the benefit of a reduced premium for the District by virtue of its grouping and representation with other participants in the GRP. The District pays a fee to the GRP to cover the costs of administering the program. Refer to Note 12.C. for further information on the GRP.

Lake Erie Employee Protection Plan (LEEPP)

The District participates in LEEPP to provide health and dental insurance. LEEPP is a program administered by Lake Erie Regional Council of Governments (See Note 11.B.) The LEEPP is a shared risk pool comprised of fifteen regional school districts. LEEPP is governed by an assembly which consists of one representative from each participating school district, usually the superintendent or designee. The assembly elect's officers for one year terms to serve as the Board of Directors. A member can withdraw from participation in the plan by notifying the fiscal agent on or before January 15 of the preceding fiscal year in which the school district will withdraw. If the school district withdraws, no further contribution would be made, but the benefits under the insurance contract shall be paid in accordance with the terms of the contract. The assembly exercises control over the operation of the plan. Plan revenues are generated from charges for services.

**COLUMBIA LOCAL SCHOOL DISTRICT
LORAIN COUNTY, OHIO**

NOTES TO THE BASIC FINANCIAL STATEMENTS
FOR THE FISCAL YEAR ENDED JUNE 30, 2017

NOTE 2 - SUMMARY OF SIGNIFICANT ACCOUNTING POLICIES - (Continued)

B. Fund Accounting

The District uses funds to maintain its financial records during the year. A fund is defined as a fiscal and accounting entity with a self balancing set of accounts. There are three categories of funds: governmental, proprietary and fiduciary. The District does not have any proprietary funds.

GOVERNMENTAL FUNDS

Governmental funds are those through which most governmental functions typically are financed. Governmental fund reporting focuses on the sources, uses and balances of current financial resources. Expendable assets are assigned to the various governmental funds according to the purposes for which they may or must be used. Current liabilities are assigned to the fund from which they will be paid. The difference between governmental fund assets and liabilities and deferred inflows of resources is reported as fund balance. The following is the District's major governmental fund:

General fund - The general fund is used to account for and report all financial resources not accounted for and reported in another fund. The general fund balance is available for any purpose provided it is expended or transferred according to the general laws of Ohio.

Other governmental funds of the District are used to account for (a) financial resources that are restricted, committed or assigned to expenditures for capital outlays including the acquisition or construction of capital facilities and other capital assets, (b) specific revenue sources that are restricted or committed to an expenditure for specified purposes other than debt service or capital projects, and (c) financial resources that are restricted, committed, or assigned to expenditures for principal and interest.

FIDUCIARY FUNDS

Fiduciary fund reporting focuses on net position and changes in net position. The fiduciary fund category is split into four classifications: pension trust funds, investment trust funds, private-purpose trust funds and agency funds. Trust funds are used to account for assets held by the District under a trust agreement for individuals, private organizations, or other governments and are therefore not available to support the District's own programs. The District has no trust funds. Agency funds are custodial in nature (assets equal liabilities) and do not involve measurement of results of operations. The District agency funds account for student activities, teacher vending and athletic tournaments.

C. Basis of Presentation and Measurement Focus

Government-wide Financial Statements - The statement of net position and the statement of activities display information about the District as a whole. These statements include the financial activities of the primary government, except for fiduciary funds.

The government-wide statement of activities presents a comparison between direct expenses and program revenues for each function or program of the governmental activities of the District. Direct expenses are those that are specifically associated with a service, program or department and therefore clearly identifiable to a particular function. Program revenues include amounts paid by the recipient of goods or services offered by the program and grants and contributions that are restricted to meeting the operational or capital requirements of a particular program. Revenues not classified as program revenues are presented as general revenues of the District.

**COLUMBIA LOCAL SCHOOL DISTRICT
LORAIN COUNTY, OHIO**

NOTES TO THE BASIC FINANCIAL STATEMENTS
FOR THE FISCAL YEAR ENDED JUNE 30, 2017

NOTE 2 - SUMMARY OF SIGNIFICANT ACCOUNTING POLICIES - (Continued)

The government-wide financial statements are prepared using the economic resources measurement focus. All assets and deferred outflows of resources and all liabilities and deferred inflows of resources associated with the operation of the District are included on the statement of net position.

Fund Financial Statements - Fund financial statements report detailed information about the District. The focus of governmental fund financial statements is on major funds rather than reporting funds by type. Each major fund is presented in a separate column, and all nonmajor funds are aggregated into one column. Fiduciary funds are reported by fund type.

All governmental funds are accounted for using a flow of current financial resources measurement focus. With this measurement focus, only current assets and deferred outflows of resources and current liabilities and deferred inflows of resources generally are included on the balance sheet. The statement of revenues, expenditures and changes in fund balances reports on the sources (i.e., revenues and other financing sources) and uses (i.e., expenditures and other financing uses) of current financial resources. This approach differs from the manner in which the governmental activities of the government-wide financial statements are prepared. Governmental fund financial statements therefore include a reconciliation with brief explanations to better identify the relationship between the government-wide statements and the statements for governmental funds.

Agency funds do not report a measurement focus as they do not report operations.

D. Basis of Accounting

Basis of accounting determines when transactions are recorded in the financial records and reported on the financial statements. Government-wide financial statements are prepared using the accrual basis of accounting. Governmental funds use the modified accrual basis of accounting. Fiduciary funds also use the accrual basis of accounting.

Revenues - Exchange and Nonexchange Transactions - Revenue resulting from exchange transactions, in which each party gives and receives essentially equal value, is recorded on the accrual basis when the exchange takes place. On a modified accrual basis, revenue is recorded in the fiscal year in which the resources are measurable and become available. Available means that the resources will be collected within the current fiscal year or are expected to be collected soon enough thereafter to be used to pay liabilities of the current fiscal year. For the District, available means expected to be received within sixty days of fiscal year end.

Nonexchange transactions, in which the District receives value without directly giving equal value in return, include property taxes, grants, entitlements and donations. On an accrual basis, revenue from property taxes is recognized in the fiscal year for which the taxes are levied (See Note 6).

Revenue from grants, entitlements and donations is recognized in the fiscal year in which all eligibility requirements have been satisfied. Eligibility requirements include timing requirements, which specify the year when the resources are required to be used or the fiscal year when use is first permitted, matching requirements, in which the District must provide local resources to be used for a specified purpose, and expenditure requirements, in which the resources are provided to the District on a reimbursement basis. On a modified accrual basis, revenue from nonexchange transactions must also be available before it can be recognized.

**COLUMBIA LOCAL SCHOOL DISTRICT
LORAIN COUNTY, OHIO**

NOTES TO THE BASIC FINANCIAL STATEMENTS
FOR THE FISCAL YEAR ENDED JUNE 30, 2017

NOTE 2 - SUMMARY OF SIGNIFICANT ACCOUNTING POLICIES - (Continued)

Under the modified accrual basis, the following revenue sources are considered to be both measurable and available at fiscal year end: property taxes available as an advance, interest, tuition, grants, student fees and rentals.

Deferred Outflows of Resources and Deferred Inflows of Resources - In addition to assets, the government-wide statement of net position will report a separate section for deferred outflows of resources. Deferred outflows of resources, represents a consumption of net position that applies to a future period and will not be recognized as an outflow of resources (expense/expenditure) until then. See Note 13 for deferred outflows of resources related the District's net pension liability.

In addition to liabilities, both the government-wide statement of net position and the governmental fund financial statements report a separate section for deferred inflows of resources. Deferred inflows of resources represent an acquisition of net position that applies to a future period and will not be recognized as an inflow of resources (revenue) until that time. For the District, deferred inflows of resources include property taxes and unavailable revenue. Property taxes represent amounts for which there is an enforceable legal claim as of June 30, 2017, but which were levied to finance fiscal year 2018 operations. These amounts have been recorded as a deferred inflow of resources on both the government-wide statement of net position and the governmental fund financial statements. Unavailable revenue is reported only on the governmental funds balance sheet, and represents receivables which will not be collected within the available period. For the District unavailable revenue includes, but is not limited to, delinquent property taxes and intergovernmental grants. These amounts are deferred and recognized as an inflow of resources in the period the amounts become available.

See Note 13 for deferred inflows of resources related to the District's net pension liability. This deferred inflow of resources is only reported on the government-wide statement of net position.

Expenses/Expenditures - On the accrual basis of accounting, expenses are recognized at the time they are incurred. On the modified accrual basis of accounting, the fair value of donated commodities received during the year is reported in the fund financial statements as an expenditure with a like amount reported as intergovernmental revenue.

The measurement focus of governmental fund accounting is on decreases in net financial resources (expenditures) rather than expenses. Expenditures are generally recognized in the accounting period in which the related fund liability is incurred, if measurable. Allocations of cost, such as depreciation and amortization, are not recognized in governmental funds.

E. Budgets

The District is required by State statute to adopt an annual appropriated cash basis budget for all funds, except agency funds. The specific timetable is as follows:

1. Prior to January 15, the Superintendent and Treasurer submit to the Board of Education a proposed operating budget for the fiscal year commencing the following July 1. The budget includes proposed expenditures and the means of financing for all funds. Public hearings are publicized and conducted to obtain taxpayers' comments. The purpose of this budget document is to reflect the need for existing (or increased) tax rates.

**COLUMBIA LOCAL SCHOOL DISTRICT
LORAIN COUNTY, OHIO**

NOTES TO THE BASIC FINANCIAL STATEMENTS
FOR THE FISCAL YEAR ENDED JUNE 30, 2017

NOTE 2 - SUMMARY OF SIGNIFICANT ACCOUNTING POLICIES - (Continued)

2. By no later than January 20, the board-adopted budget is filed with the Lorain County Budget Commission for tax rate determination.
3. Prior to April 1, unless a later date is approved by the Tax Commissioner, the Board of Education accepts, by formal resolution, the tax rates as determined by the Budget Commission and receives the Commission's Certificate of Estimated Resources which states the projected revenue of each fund. Prior to July 1, the District must revise its budget so that total contemplated expenditures from any fund during the ensuing year will not exceed the amount stated in the Certificate of Estimated Resources. The revised budget then serves as a basis for the appropriation measure. On or about July 1, the Certificate is amended to include any unencumbered balances from the preceding year as reported by the District Treasurer. The Certificate may be further amended during the year if projected increases or decreases in revenue are identified by the District Treasurer. The amounts reported in the budgetary statement reflect the amounts set forth in the original and final Amended Certificates issued for fiscal year 2017.
4. By July 1, the annual Appropriation Resolution is legally enacted by the Board of Education at the fund level of expenditures, which is the legal level of budgetary control. State statute permits a temporary appropriation to be effective until no later than October 1 of each year. Although the legal level of budgetary control was established at the fund level of expenditures, the District has elected to present budgetary statement comparisons at the fund and function level of expenditures. Resolution appropriations by fund must be within the estimated resources as certified by the County Budget Commission, and the total of expenditures may not exceed the appropriation total.
5. Any revisions that alter the total of any fund appropriation must be approved by the Board of Education.
6. Formal budgetary integration is employed as a management control device during the year for all funds consistent with the general obligation bond indenture and other statutory provisions. All funds completed the year within the amount of their legally authorized cash basis appropriation.
7. Appropriation amounts are as originally adopted, or as amended by the Board of Education through the year by supplemental appropriations which either reallocated or increased the original appropriated amounts. All supplemental appropriations were legally enacted by the Board during fiscal year 2017. All amounts reported in the budgetary statement reflect the original appropriations and the final appropriations, including all modifications legally enacted by the Board.
8. Unencumbered appropriations lapse at year-end. Encumbered appropriations are carried forward to the succeeding fiscal year and need not be reappropriated. Expenditures may not legally exceed budgeted appropriations at the fund level.

F. Cash and Investments

To improve cash management, cash received by the District is pooled. Monies for all funds are maintained in this pool. Individual fund integrity is maintained through the District's records. Each fund's interest in the pool is presented as "equity in pooled cash and cash equivalents" on the basic financial statements.

**COLUMBIA LOCAL SCHOOL DISTRICT
LORAIN COUNTY, OHIO**

**NOTES TO THE BASIC FINANCIAL STATEMENTS
FOR THE FISCAL YEAR ENDED JUNE 30, 2017**

NOTE 2 - SUMMARY OF SIGNIFICANT ACCOUNTING POLICIES - (Continued)

During fiscal year 2017, the District invested in STAR Ohio. STAR Ohio (the State Treasury Asset Reserve of Ohio), is an investment pool managed by the State Treasurer's Office which allows governments within the State to pool their funds for investment purposes. STAR Ohio is not registered with the SEC as an investment company, but has adopted Governmental Accounting Standards Board (GASB), Statement No. 79, "Certain External Investment Pools and Pool Participants." The District measures its investment in STAR Ohio at the net asset value (NAV) per share provided by STAR Ohio. The NAV per share is calculated on an amortized cost basis that provides an NAV per share that approximates fair value.

For fiscal year 2017, there were no limitations or restrictions on any participant withdrawals due to redemption notice periods, liquidity fees, or redemption gates. However, notice must be given 24 hours in advance of all deposits and withdrawals exceeding \$25 million. STAR Ohio reserves the right to limit the transaction to \$50 million, requiring the excess amount to be transacted the following business day(s), but only to the \$50 million limit. All accounts of the participant will be combined for these purposes.

Under existing Ohio statutes all investment earnings are assigned to the general fund unless statutorily required to be credited to a specific fund or the Board of Education has, by resolution, specified the funds to receive an allocation of interest earnings. Interest revenue credited to the general fund during fiscal year 2017 amounted to \$1,902, which includes \$181 assigned from other District funds.

For presentation on the basic financial statements, investments of the cash management pool and investments with original maturities of three months or less at the time they are purchased by the District are considered to be cash equivalents. Investments with an initial maturity of more than three months are reported as investments.

An analysis of the District's investment account at fiscal year end is provided in Note 4.

G. Inventory

On government-wide and fund financial statements, inventories are presented at the lower of cost or market value and donated commodities are reported at the entitlement value. Inventories are recorded on a first-in, first-out basis and are expensed when used. Inventories are accounted for using the consumption method. On the fund financial statements, reported materials and supplies inventory is equally offset by a nonspendable fund balance in the governmental funds which indicates that it does not constitute available, spendable resources even though it is a component of net current assets. Inventory consists of expendable supplies held for consumption, donated food and purchased food.

H. Capital Assets

General capital assets generally result from expenditures in the governmental funds. These assets are reported in the governmental activities column of the government-wide statement of net position, but are not reported in the fund financial statements.

**COLUMBIA LOCAL SCHOOL DISTRICT
LORAIN COUNTY, OHIO**

NOTES TO THE BASIC FINANCIAL STATEMENTS
FOR THE FISCAL YEAR ENDED JUNE 30, 2017

NOTE 2 - SUMMARY OF SIGNIFICANT ACCOUNTING POLICIES - (Continued)

All capital assets are capitalized at cost (or estimated historical cost) and updated for additions and retirements during the year. Donated capital assets are recorded at their fair market values as of the date received. The District maintains a capitalization threshold of \$1,000. Improvements are capitalized; the costs of normal maintenance and repairs that do not add to the value of the asset or materially extend an asset's life are not.

All reported capital assets except land and construction in progress are depreciated. Improvements are depreciated over the remaining useful lives of the related capital assets. Depreciation is computed using the straight-line method over the following useful lives:

<u>Description</u>	Governmental Activities <u>Estimated Lives</u>
Land improvements	20 years
Buildings and improvements	50 years
Furniture and equipment	3 - 15 years
Vehicles	10 years
Infrastructure	50 years

I. Compensated Absences

Compensated absences of the District consist of vacation leave and sick leave liability to the extent that payments to the employee for those absences are attributable to services rendered and are not contingent on a specific event that is outside the control of the District or the employee.

In accordance with the provisions of GASB Statement No. 16, "Accounting for Compensated Absences", a liability for vacation leave is accrued if a) the employees' rights to payment are attributable to services already rendered; and b) it is probable that the employer will compensate the employees for the benefits through paid time off or other means, such as cash payment at termination or retirement. A liability for severance is accrued using the vesting method; i.e., the liability is based on the sick leave accumulated at June 30, 2017, by those employees who are currently eligible to receive termination (severance) payments, as well as those employees expected to become eligible in the future. For purposes of establishing a liability for severance on employees expected to become eligible to retire in the future, all employees with at least 10 current years of service with the District were considered expected to become eligible to retire in accordance with GASB Statement No. 16.

The total liability for vacation and severance payments has been calculated using pay rates in effect at June 30, 2017, and reduced to the maximum payment allowed by labor contract and/or statute, plus any applicable additional salary related payments.

The entire compensated absence liability is reported on the government-wide financial statements.

For governmental fund financial statements, the current portion of unpaid compensated absences is the amount expected to be paid using expendable available resources. These amounts are recorded in the account "compensated absences payable" in the fund from which the employees who have accumulated unpaid leave are paid. The noncurrent portion of the liability is not reported.

**COLUMBIA LOCAL SCHOOL DISTRICT
LORAIN COUNTY, OHIO**

NOTES TO THE BASIC FINANCIAL STATEMENTS
FOR THE FISCAL YEAR ENDED JUNE 30, 2017

NOTE 2 - SUMMARY OF SIGNIFICANT ACCOUNTING POLICIES - (Continued)

J. Accrued Liabilities and Long-Term Obligations

All payables, accrued liabilities and long-term obligations are reported in the government-wide financial statements.

In general, governmental fund payables and accrued liabilities that, once incurred, are paid in a timely manner and in full from current financial resources, are reported as obligations of the funds. However, compensated absences and net pension liability that will be paid from governmental funds are reported as a liability in the fund financial statements only to the extent that they are due for payment during the current year. Bonds and leases are recognized as a liability on the fund financial statements when due.

K. Fund Balance

Fund balance is divided into five classifications based primarily on the extent to which the District is bound to observe constraints imposed upon the use of the resources in the governmental funds. The classifications are as follows:

Nonspendable - The nonspendable fund balance classification includes amounts that cannot be spent because they are not in spendable form or legally required to be maintained intact. The “not in spendable form” criterion includes items that are not expected to be converted to cash. It also includes the long-term amount of loans receivable.

Restricted - Fund balance is reported as restricted when constraints are placed on the use of resources that are either externally imposed by creditors (such as through debt covenants), grantors, contributors, or laws or regulations of other governments, or imposed by law through constitutional provisions or enabling legislation.

Committed - The committed fund balance classification includes amounts that can be used only for the specific purposes imposed by a formal action (resolution) of the District Board of Education (the highest level of decision making authority). Those committed amounts cannot be used for any other purpose unless the District Board of Education removes or changes the specified use by taking the same type of action (resolution) it employed to previously commit those amounts. Committed fund balance also incorporates contractual obligations to the extent that existing resources in the fund have been specifically committed for use in satisfying those contractual requirements.

Assigned - Amounts in the assigned fund balance classification are intended to be used by the District for specific purposes, but do not meet the criteria to be classified as restricted nor committed. In governmental funds other than the general fund, assigned fund balance represents the remaining amount that is not restricted or committed. In the general fund, assigned amounts represent intended uses established by policies of the District Board of Education, which includes giving the Treasurer the authority to constrain monies for intended purposes.

**COLUMBIA LOCAL SCHOOL DISTRICT
LORAIN COUNTY, OHIO**

NOTES TO THE BASIC FINANCIAL STATEMENTS
FOR THE FISCAL YEAR ENDED JUNE 30, 2017

NOTE 2 - SUMMARY OF SIGNIFICANT ACCOUNTING POLICIES - (Continued)

Unassigned - Unassigned fund balance is the residual classification for the general fund and includes all spendable amounts not contained in the other classifications. In other governmental funds, the unassigned classification is only used to report a deficit fund balance resulting from overspending for specific purposes for which amounts had been restricted, committed, or assigned.

The District applies restricted resources first when expenditures are incurred for purposes for which restricted and unrestricted (committed, assigned, and unassigned) fund balance is available. Similarly, within unrestricted fund balance, committed amounts are reduced first followed by assigned, and then unassigned amounts when expenditures are incurred for purposes for which amounts in any of the unrestricted fund balance classifications could be used.

L. Net Position

Net position represents the difference between assets and deferred outflows and liabilities and deferred inflows. The net position component “net investment in capital assets,” consists of capital assets, net of accumulated depreciation, reduced by the outstanding balances of any borrowing used for the acquisition, construction or improvement of those assets. Deferred outflows of resources and deferred inflows of resources that are attributable to the acquisition, construction or improvement of those assets or related debt also should be included in this component of net position. Net position is reported as restricted when there are limitations imposed on its use either through the enabling legislation adopted by the District or through external restrictions imposed by creditors, grantors or laws or regulations of other governments.

The District applies restricted resources first when an expense is incurred for purposes for which both restricted and unrestricted net position is available.

M. Estimates

The preparation of the basic financial statements in conformity with GAAP requires management to make estimates and assumptions that affect the amounts reported in the basic financial statements and accompanying notes. Actual results may differ from those estimates.

N. Interfund Activity

Exchange transactions between funds are reported as revenues in the seller funds and as expenditures/expenses in the purchaser funds. Flows of cash or goods from one fund to another without a requirement for repayment are reported as interfund transfers. Interfund transfers are reported as other financing sources/uses in governmental funds. Repayments from funds responsible for particular expenditures/expenses to the funds that initially paid for them are not presented on the basic financial statements. Transfers between governmental funds are eliminated for reporting on the government-wide financial statements.

**COLUMBIA LOCAL SCHOOL DISTRICT
LORAIN COUNTY, OHIO**

**NOTES TO THE BASIC FINANCIAL STATEMENTS
FOR THE FISCAL YEAR ENDED JUNE 30, 2017**

NOTE 2 - SUMMARY OF SIGNIFICANT ACCOUNTING POLICIES - (Continued)

O. Pensions

For purposes of measuring the net pension liability, deferred outflows of resources and deferred inflows of resources related to pensions, and pension expense, information about the fiduciary net position of the pension plans and additions to/deductions from their fiduciary net position have been determined on the same basis as they are reported by the pension systems. For this purpose, benefit payments (including refunds of employee contributions) are recognized when due and payable in accordance with the benefit terms. The pension systems report investments at fair value.

P. Extraordinary and Special Items

Extraordinary items are transactions or events that are both unusual in nature and infrequent in occurrence. Special items are transactions or events that are within the control of the Board of Education and that are either unusual in nature or infrequent in occurrence. Neither type of transaction occurred during fiscal year 2017.

Q. Bond Premium

Bond premiums are deferred and amortized over the term of the bonds using the straight-line method, which approximates the effective interest method. Bond premiums are presented as an addition to the face amount of the bonds.

On the governmental fund financial statements, bond premiums are recognized in the current period.

A reconciliation between the bonds face value and the amount reported on the statement of net position is presented in Note 10.A.

R. Prepayments

Certain payments to vendors reflect the costs applicable to future accounting periods and are recorded as prepaid items in both government-wide and fund financial statements. These items are reported as assets on the balance sheet using the consumption method. A current asset for the prepaid amounts is recorded at the time of the purchase and the expenditure/expense is reported in the year in which services are consumed. On the fund financial statements, reported prepayments are equally offset by a nonspendable fund balance.

**COLUMBIA LOCAL SCHOOL DISTRICT
LORAIN COUNTY, OHIO**

NOTES TO THE BASIC FINANCIAL STATEMENTS
FOR THE FISCAL YEAR ENDED JUNE 30, 2017

NOTE 3 - ACCOUNTABILITY AND COMPLIANCE

A. Change in Accounting Principles

For fiscal year 2017, the District has implemented GASB Statement No. 77, “*Tax Abatement Disclosures*”, GASB Statement No. 78, “*Pensions Provided Through Certain Multiple-Employer Defined Benefit Pension Plans*”, GASB Statement No. 80, “*Blending Requirements for Certain Component Units - An Amendment of GASB Statement No. 14*” and GASB Statement No. 82, “*Pension Issues - An Amendment of GASB Statements No. 67, No. 68 and No. 73*”.

GASB Statement No. 77 requires governments that enter into tax abatement agreements to disclose certain information about the agreement. GASB Statement No. 77 also requires disclosures related to tax abatement agreements that have been entered into by other governments that reduce the reporting government’s tax revenues. The implementation of GASB Statement No. 77 did not have an effect on the financial statements of the District.

GASB Statement No. 78 establishes accounting and financial reporting standards for defined benefit pensions provided to the employees of state or local governmental employers through a cost-sharing multiple-employer defined benefit pension plan (cost-sharing pension plan) that meets the criteria in paragraph 4 of Statement 68 and that (a) is not a state or local governmental pension plan, (b) is used to provide defined benefit pensions both to employees of state or local governmental employers and to employees of employers that are not state or local governmental employers, and (c) has no predominant state or local governmental employer (either individually or collectively with other state or local governmental employers that provide pensions through the pension plan). The implementation of GASB Statement No. 78 did not have an effect on the financial statements of the District.

GASB Statement No. 80 improves the financial reporting by clarifying the financial statement presentation requirements for certain component units. This Statement applies to component units that are organized as not-for-profit corporations in which the primary government is the sole corporate member. The implementation of GASB Statement No. 80 did not have an effect on the financial statements of the District.

GASB Statement No. 82 addresses issues regarding (1) the presentation of payroll-related measures in required supplementary information, (2) the selection of assumptions and the treatment of deviations from the guidance in an Actuarial Standard of Practice for financial reporting purposes, and (3) the classification of payments made by employers to satisfy employee (plan member) contribution requirements. The implementation of GASB Statement No. 82 did not have an effect on the financial statements of the District.

B. Deficit Fund Balances

Fund balances at June 30, 2017 included the following individual fund deficit:

<u>Nonmajor fund</u>	<u>Deficit</u>
IDEA - Part B	\$ 9,621

The general fund is liable for any deficit in this fund and provides transfers when cash is required, not when accruals occur. The deficit fund balance resulted from adjustments for accrued liabilities.

**COLUMBIA LOCAL SCHOOL DISTRICT
LORAIN COUNTY, OHIO**

NOTES TO THE BASIC FINANCIAL STATEMENTS
FOR THE FISCAL YEAR ENDED JUNE 30, 2017

NOTE 4 - DEPOSITS AND INVESTMENTS

State statutes classify monies held by the District into three categories.

Active deposits are public deposits necessary to meet current demands on the treasury. Such monies must be maintained either as cash in the District treasury, in commercial accounts payable or withdrawable on demand, including negotiable order of withdrawal (NOW) accounts, or in money market deposit accounts.

Inactive deposits are public deposits that the Board of Education has identified as not required for use within the current five year period of designation of depositories. Inactive deposits must either be evidenced by certificates of deposit maturing not later than the end of the current period of designation of depositories, or by savings or deposit accounts including, but not limited to, passbook accounts.

Interim deposits are deposits of interim monies. Interim monies are those monies which are not needed for immediate use but which will be needed before the end of the current period of designation of depositories.

Interim deposits must be evidenced by time certificates of deposit maturing not more than one year from the date of deposit or by savings or deposit accounts including passbook accounts.

Interim monies may be deposited or invested in the following securities:

1. United States Treasury Notes, Bills, Bonds, or any other obligation or security issued by the United States Treasury or any other obligation guaranteed as to principal and interest by the United States;
2. Bonds, notes, debentures, or any other obligations or securities issued by any federal government agency or instrumentality, including but not limited to, the Federal National Mortgage Association, Federal Home Loan Bank, Federal Farm Credit Bank, Federal Home Loan Mortgage Corporation, Government National Mortgage Association, and Student Loan Marketing Association. All federal agency securities shall be direct issuances of federal government agencies or instrumentalities;
3. Written repurchase agreements in the securities listed above provided that the market value of the securities subject to the repurchase agreement must exceed the principal value of the agreement by at least two percent and be marked to market daily, and that the term of the agreement must not exceed thirty days;
4. Bonds and other obligations of the State of Ohio;
5. No-load money market mutual funds consisting exclusively of obligations described in items (1) and (2) above and repurchase agreements secured by such obligations, provided that investments in securities described in this division are made only through eligible institutions;
6. The State Treasurer's investment pool (STAR Ohio);
7. Certain banker's acceptance and commercial paper notes for a period not to exceed one hundred eighty days from the purchase date in an amount not to exceed twenty-five percent of the interim monies available for investment at any one time; and,
8. Under limited circumstances, corporate debt interests rated in either of the two highest classifications by at least two nationally recognized rating agencies.

**COLUMBIA LOCAL SCHOOL DISTRICT
LORAIN COUNTY, OHIO**

NOTES TO THE BASIC FINANCIAL STATEMENTS
FOR THE FISCAL YEAR ENDED JUNE 30, 2017

NOTE 4 - DEPOSITS AND INVESTMENTS - (Continued)

Protection of the District's deposits is provided by the Federal Deposit Insurance Corporation (FDIC), by eligible securities pledged by the financial institution as security for repayment, by surety company bonds deposited with the Treasurer by the financial institution or by a single collateral pool established by the financial institution to secure the repayment of all public monies deposited with the institution.

Investments in stripped principal or interest obligations, reverse repurchase agreements and derivatives are prohibited. The issuance of taxable notes for the purpose of arbitrage, the use of leverage and short selling are also prohibited. An investment must mature within five years from the date of purchase unless matched to a specific obligation or debt of the District, and must be purchased with the expectation that it will be held to maturity. Investments may only be made through specified dealers and institutions. Payment for investments may be made only upon delivery of the securities representing the investments to the Treasurer or, if the securities are not represented by a certificate, upon receipt of confirmation of transfer from the custodian.

A. Cash on Hand

At fiscal year end, the District had \$1,200 in undeposited cash on hand which is included on the financial statements of the District as part of "equity in pooled cash and cash equivalents".

B. Deposits with Financial Institutions

At June 30, 2017, the carrying amount of all District deposits was \$6,060,941. Based on the criteria described in GASB Statement No. 40, "Deposits and Investment Risk Disclosures", as of June 30, 2017, \$5,613,176 of the District's bank balance of \$6,113,176 was exposed to custodial risk as discussed below, while \$500,000 was covered by the FDIC.

Custodial credit risk is the risk that, in the event of bank failure, the District's deposits may not be returned. All deposits are collateralized with eligible securities in amounts equal to at least 105% of the carrying value of the deposits. Such collateral, as permitted by the Ohio Revised Code, is held in single financial institution collateral pools at Federal Reserve Banks, or at member banks of the federal reserve system, in the name of the respective depository bank and pledged as a pool of collateral against all of the public deposits it holds or as specific collateral held at the Federal Reserve Bank in the name of the District. The District has no deposit policy for custodial credit risk beyond the requirements of State statute. Although the securities were held by the pledging institutions' trust department and all statutory requirements for the deposit of money had been followed, noncompliance with federal requirements could potentially subject the District to a successful claim by the FDIC.

C. Investments

As of June 30, 2017, the District had the following investment and maturity:

<u>Measurement/ Investment type</u>	<u>Measurement Amount</u>	<u>Investment Maturity 6 months or less</u>
<i>Amortized Cost:</i>		
STAR Ohio	\$ 3,222	\$ 3,222

**COLUMBIA LOCAL SCHOOL DISTRICT
LORAIN COUNTY, OHIO**

NOTES TO THE BASIC FINANCIAL STATEMENTS
FOR THE FISCAL YEAR ENDED JUNE 30, 2017

NOTE 4 - DEPOSITS AND INVESTMENTS - (Continued)

Interest Rate Risk: As a means of limiting its exposure to fair value losses arising from rising interest rates, the District's investment policy requires that operating funds be invested primarily in investments so that the securities mature to meet cash requirements for ongoing operations and long-term debt payments. The stated intent of the policy is to avoid the need to sell securities prior to maturity.

Credit Risk: Standard & Poor's has assigned STAR Ohio an AAAM money market rating. Ohio law requires that STAR Ohio maintain the highest rating provided by at least one nationally recognized standard rating service. The District's investment policy does not specifically address credit risk beyond requiring the District to invest in securities authorized by State statute.

Custodial Credit Risk: For an investment, custodial credit risk is the risk that, in the event of the failure of the counterparty, the District will not be able to recover the value of its investment or collateral securities that are in the possession of an outside party. The District's investment policy does not specifically address custodial credit risk beyond the adherence to all relevant sections of the Ohio Revised Code.

Concentration of Credit Risk: The District places no limit on the amount that may be invested in any one issuer. The following table includes the percentage of each investment type held by the District at June 30, 2017:

<u>Measurement/ Investment type</u>	<u>Measurement Amount</u>	<u>% of Total</u>
STAR Ohio	<u>\$ 3,222</u>	<u>100.00</u>

D. Reconciliation of Cash and Investments to the Statement of Net Position

The following is a reconciliation of cash and investments as reported in the note above to cash and investments as reported on the statement of net position as of June 30, 2017:

<u>Cash and investments per note</u>	
Carrying amount of deposits	\$ 6,060,941
Investments	3,222
Cash on hand	<u>1,200</u>
Total	<u>\$ 6,065,363</u>
 <u>Cash and investments per statement of net position</u>	
Governmental activities	\$ 5,971,191
Agency funds	<u>94,172</u>
Total	<u>\$ 6,065,363</u>

**COLUMBIA LOCAL SCHOOL DISTRICT
LORAIN COUNTY, OHIO**

**NOTES TO THE BASIC FINANCIAL STATEMENTS
FOR THE FISCAL YEAR ENDED JUNE 30, 2017**

NOTE 5 - INTERFUND TRANSACTIONS

Interfund transfers for the fiscal year ended June 30, 2017, consisted of the following, as reported on the fund financial statements:

	<u>Amount</u>
<u>Transfers to nonmajor governmental funds from:</u>	
General fund	<u>\$ 191,482</u>

Transfers are used to (1) move revenues from the fund that statute or budget requires to collect them to the fund that statute or budget requires to expend them, and (2) use unrestricted revenues collected in the general fund to finance various programs accounted for in other funds in accordance with budgetary authorizations.

Interfund transfers between governmental funds are eliminated for reporting in the statement of activities.

NOTE 6 - PROPERTY TAXES

Property taxes are levied and assessed on a calendar year basis while the District fiscal year runs from July through June. First half tax collections are received by the District in the second half of the fiscal year. Second half tax distributions occur in the first half of the following fiscal year.

Property taxes include amounts levied against all real property and public utility property. Real property tax revenues received in calendar year 2017 represent the collection of calendar year 2016 taxes. Real property taxes received in calendar year 2017 were levied after April 1, 2016, on the assessed values as of January 1, 2016, the lien date. Assessed values for real property taxes are established by State statute at 35 percent of appraised market value. Real property taxes are payable annually or semiannually. If paid annually, payment is due December 31; if paid semiannually, the first payment is due December 31, with the remainder payable by June 20. Under certain circumstances, State statute permits alternate payment dates to be established. Public utility property tax revenues received in calendar year 2017 represent the collection of calendar year 2016 taxes. Public utility real and personal property taxes received in calendar year 2017 became a lien on December 31, 2015, were levied after April 1, 2016, and are collected with real property taxes. Public utility real property is assessed at 35 percent of true value; public utility tangible personal property is currently assessed at varying percentages of true value.

The District receives property taxes from Lorain County. The County Auditor periodically advances to the District its portion of the taxes collected. Second-half real property tax payments collected by the County by June 30, 2017, are available to finance fiscal year 2017 operations. The amount available as an advance at June 30, 2017 was \$535,946 in the general fund, \$24,929 in the bond retirement fund (a nonmajor governmental fund) and \$26,720 in the permanent improvement fund (a nonmajor governmental fund). This amount is recorded as revenue. The amount available for advance at June 30, 2016 was \$707,566 in the general fund, \$33,389 in the bond retirement fund (a nonmajor governmental fund) and \$35,137 in the permanent improvement fund (a nonmajor governmental fund). The amount of second-half real property taxes available for advance at fiscal year-end can vary based on the date the tax bills are sent.

Accrued property taxes receivable includes real property, public utility property and delinquent tangible personal property taxes which are measurable as of June 30, 2017 and for which there is an enforceable legal claim. Although total property tax collections for the next fiscal year are measurable, only the amount of real property taxes available as an advance at June 30 was levied to finance current fiscal year operations and is reported as revenue at fiscal year-end. The portion of the receivable not levied to finance current fiscal year operations is offset by a credit to deferred inflows.

**COLUMBIA LOCAL SCHOOL DISTRICT
LORAIN COUNTY, OHIO**

NOTES TO THE BASIC FINANCIAL STATEMENTS
FOR THE FISCAL YEAR ENDED JUNE 30, 2017

NOTE 6 - PROPERTY TAXES - (Continued)

On the accrual basis of accounting, collectible delinquent property taxes have been recorded as a receivable and revenue, while on a modified accrual basis of accounting the revenue has been reported as a deferred inflow.

The assessed values upon which the fiscal year 2017 taxes were collected are:

	2016 Second Half Collections		2017 First Half Collections	
	<u>Amount</u>	<u>Percent</u>	<u>Amount</u>	<u>Percent</u>
Agricultural/residential and other real estate	\$ 202,127,350	96.07	\$ 203,156,400	95.79
Public utility personal	<u>8,272,580</u>	<u>3.93</u>	<u>8,927,560</u>	<u>4.21</u>
Total	<u>\$ 210,399,930</u>	<u>100.00</u>	<u>\$ 212,083,960</u>	<u>100.00</u>
Tax rate per \$1,000 of assessed valuation	\$59.53		\$59.44	

NOTE 7 - RECEIVABLES

Receivables at June 30, 2017 consisted of taxes, accounts (billings for user charged services and student fees) and intergovernmental grants and entitlements. All receivables are considered collectible in full due to the ability to foreclose for the nonpayment of taxes, the stable condition of State programs and the current year guarantee of federal funds. A summary of the principal items of receivables reported on the statement of net position follows:

Governmental activities:	
Property taxes	\$ 7,970,966
Accounts	6,556
Intergovernmental	<u>93,584</u>
Total	<u>\$ 8,071,106</u>

Receivables have been disaggregated on the face of the basic financial statements. All receivables are expected to be collected within the subsequent year.

**COLUMBIA LOCAL SCHOOL DISTRICT
LORAIN COUNTY, OHIO**

NOTES TO THE BASIC FINANCIAL STATEMENTS
FOR THE FISCAL YEAR ENDED JUNE 30, 2017

NOTE 8 - CAPITAL ASSETS

Capital asset activity for the fiscal year ended June 30, 2017, was as follows:

	Balance <u>June 30, 2016</u>	<u>Additions</u>	<u>Deductions</u>	Balance <u>June 30, 2017</u>
Governmental Activities:				
<i>Capital assets, not being depreciated:</i>				
Land	\$ 393,414	\$ -	\$ -	\$ 393,414
Construction in progress	<u>342,456</u>	<u>311,423</u>	<u>(653,879)</u>	<u>-</u>
Total capital assets, not being depreciated	<u>735,870</u>	<u>311,423</u>	<u>(653,879)</u>	<u>393,414</u>
<i>Capital assets, being depreciated:</i>				
Land improvements	571,653	19,704	-	591,357
Buildings and improvements	10,848,730	710,267	-	11,558,997
Furniture and equipment	1,960,828	68,849	(101,068)	1,928,609
Vehicles	1,000,652	-	(35,834)	964,818
Infrastructure	<u>78,463</u>	<u>-</u>	<u>-</u>	<u>78,463</u>
Total capital assets, being depreciated	<u>14,460,326</u>	<u>798,820</u>	<u>(136,902)</u>	<u>15,122,244</u>
<i>Less: accumulated depreciation:</i>				
Land improvements	(290,444)	(24,859)	-	(315,303)
Buildings and improvements	(2,767,056)	(213,196)	-	(2,980,252)
Furniture and equipment	(1,574,947)	(89,594)	97,908	(1,566,633)
Vehicles	(786,546)	(42,992)	35,834	(793,704)
Infrastructure	<u>(58,890)</u>	<u>(1,351)</u>	<u>-</u>	<u>(60,241)</u>
Total accumulated depreciation	<u>(5,477,883)</u>	<u>(371,992)</u>	<u>133,742</u>	<u>(5,716,133)</u>
Governmental activities capital assets, net	<u>\$ 9,718,313</u>	<u>\$ 738,251</u>	<u>\$ (657,039)</u>	<u>\$ 9,799,525</u>

Depreciation expense was charged to governmental functions as follows:

<u>Instruction:</u>	
Regular	\$ 316,816
Special	660
<u>Support Services:</u>	
Pupil	3,583
Board of education	117
Administration	7,646
Business	664
Operations and maintenance	3,790
Pupil transportation	20,040
Central	12,036
Food service operations	1,018
Extracurricular activities	<u>5,622</u>
Total depreciation expense	<u>\$ 371,992</u>

**COLUMBIA LOCAL SCHOOL DISTRICT
LORAIN COUNTY, OHIO**

NOTES TO THE BASIC FINANCIAL STATEMENTS
FOR THE FISCAL YEAR ENDED JUNE 30, 2017

NOTE 9 - CAPITAL LEASES - LESSEE DISCLOSURE

- A. During prior fiscal years, the District entered into capitalized leases for copier equipment and a phone system. Capital lease payments have been reclassified and are reflected as debt service expenditures in the financial statements for the governmental funds. These expenditures are reported as program/function expenditures on a budgetary basis.

Capital assets consisting of equipment have been capitalized in the amount of \$191,428. Accumulated depreciation as of June 30, 2017 was \$91,717, leaving a current book value of \$99,711. A corresponding liability was recorded on the statement of net position. Principal retirement and interest and fiscal charges in fiscal year 2017 totaled \$32,670 and \$5,007, respectively, in the general fund on the statement of revenues, expenditures, and changes in fund balances.

The following is a schedule of the future long-term minimum lease payments required under the capital lease and the present value of the future minimum lease payments as of June 30, 2017:

<u>Fiscal Year Ending June 30,</u>	<u>Amount</u>
2018	\$ 25,003
2019	25,003
2020	<u>25,002</u>
Total minimum lease payments	75,008
Less: Amount representing interest	<u>(7,068)</u>
Total	<u>\$ 67,940</u>

- B. During fiscal year 2015, the District entered into lease-purchase agreement with the DeLage Landen Public Finance, LLC. to finance the purchase of a bus and with Ford Motor Credit Company, LLC. to finance a purchase of a truck.

Capital assets consisting of a bus and a truck have been capitalized in the amount of \$146,141. This amount represents the present value of the minimum lease payments at the time of acquisition. Accumulated depreciation as of June 30, 2017 was \$36,535, leaving a current book value of \$109,606. A corresponding liability is recorded in the government-wide financial statements. Principal payments made during fiscal year 2017 totaled \$39,826, paid for by the permanent improvement fund (a nonmajor governmental fund).

A liability in the amount of the present value of minimum lease payments has been recorded in the governmental activities of the District.

The following is a schedule of the future long-term minimum lease payments required under the lease-purchase agreement and the present value of the minimum lease payments as of June 30, 2017:

<u>Fiscal Year Ending June 30</u>	<u>Amount</u>
2018	\$ 16,837
Total	16,837
Less: amount representing interest	<u>(794)</u>
Present value of minimum lease payments	<u>\$ 16,043</u>

**COLUMBIA LOCAL SCHOOL DISTRICT
LORAIN COUNTY, OHIO**

NOTES TO THE BASIC FINANCIAL STATEMENTS
FOR THE FISCAL YEAR ENDED JUNE 30, 2017

NOTE 10 - LONG TERM OBLIGATIONS

- A. During fiscal year 2017, the following activity occurred in governmental activities long-term obligations.

	Balance June 30, 2016	Additions	Reductions	Balance June 30, 2017	Amounts Due in One Year
Governmental Activities:					
Lease purchase agreement	\$ 55,869	\$ -	\$ (39,826)	\$ 16,043	\$ 16,043
<u>General obligation bonds:</u>					
2011 Series issue					
Bond - 2011 Issue	5,425,000	-	(130,000)	5,295,000	135,000
Capital Appreciation Bond	55,000	-	-	55,000	-
Accreted Interest	78,336	29,885	-	108,221	-
Net pension liability	14,267,377	3,275,906	-	17,543,283	-
Qualified school construction bonds	815,858	-	(70,179)	745,679	70,951
Capital lease obligation	100,610	-	(32,670)	67,940	21,527
Compensated absences	<u>645,587</u>	<u>116,257</u>	<u>(39,323)</u>	<u>722,521</u>	<u>61,220</u>
Total	<u>\$ 21,443,637</u>	<u>\$ 3,422,048</u>	<u>\$ (311,998)</u>	24,553,687	<u>\$ 304,741</u>
			Add: unamortized premium on bonds	<u>356,679</u>	
Total on statement of net position				<u>\$ 24,910,366</u>	

Compensated Absences and Capital Lease Obligations: Compensated absences will be paid from the fund from which the employee is paid, primarily the general fund and food service fund (a nonmajor governmental fund). The capital lease obligation will be paid from the general fund and the lease purchase agreements will be paid from the permanent improvement fund (a nonmajor governmental fund), see Note 9 for details.

Net Pension Liability: See Note 13 for details.

- B. Series 2011 General Obligation Bonds: On December 15, 2011, the District issued general obligation bonds (Series 2011 Bonds) to repay \$6,000,000 of notes originally issued to pay costs of the project.

The issue is comprised of both current interest bonds, par value \$5,945,000, and capital appreciation bonds par value \$55,000. The interest rates on the current interest bonds range from 1.50% - 5.00%. The capital appreciation bonds mature on November 1, 2024 (interest rates from 20.36 - 22.33%) at a redemption price equal to 100% of the principal, plus accrued interest to the redemption date. The accreted value at maturity for the capital appreciation bonds is \$600,000. Total accreted interest of \$108,221 has been included in the statement of net position at June 30, 2017.

Interest payments on the current interest bonds are due on May 1 and November 1 of each year. The final maturity stated in the issue is November 1, 2039. Principal and interest is paid from the debt service fund (a nonmajor governmental fund).

**COLUMBIA LOCAL SCHOOL DISTRICT
LORAIN COUNTY, OHIO**

NOTES TO THE BASIC FINANCIAL STATEMENTS
FOR THE FISCAL YEAR ENDED JUNE 30, 2017

NOTE 10 - LONG-TERM OBLIGATIONS - (Continued)

- C. Principal and interest requirements to retire the refunding bonds outstanding at June 30, 2017, are as follows:

Fiscal Year Ending June 30,	Current Interest Bonds - 2011			Capital Appreciation Bonds - 2011		
	Principal	Interest	Total	Principal	Interest	Total
2018	\$ 135,000	\$ 214,597	\$ 349,597	\$ -	\$ -	\$ -
2019	140,000	211,672	351,672	-	-	-
2020	160,000	208,097	368,097	-	-	-
2021	165,000	203,622	368,622	-	-	-
2022	170,000	198,597	368,597	-	-	-
2023 - 2027	460,000	962,037	1,422,037	55,000	545,000	600,000
2028 - 2032	1,320,000	760,240	2,080,240	-	-	-
2033 - 2037	1,605,000	463,234	2,068,234	-	-	-
2038 - 2040	1,140,000	87,000	1,227,000	-	-	-
Total	\$ 5,295,000	\$ 3,309,096	\$ 8,604,096	\$ 55,000	\$ 545,000	\$ 600,000

- D. On September 22, 2011, the District issued \$1,086,754 of Qualified School Construction Bonds (QSCBs) to finance energy conservation improvements. This issue is comprised of current interest term bonds, par value \$1,086,754.

These bonds are general obligations of the District for which the full faith and credit of the District is pledged for repayment. Accordingly, such unmatured obligations of the District are accounted for on the statement of net position. Payments of principal and interest relating to this bond are recorded as expenditures in the bond retirement fund (a nonmajor governmental fund).

Interest payments on the current interest bonds are due on June 1 and December 1 of each year. The final maturity stated in the issues is December 1, 2026.

For QSCBs, the District receives a direct payment subsidy from the United States Treasury equal to 100% of the lesser of the interest payments on the bonds or the federal tax credits that would otherwise have been available to the holders of the bonds. The District recorded this subsidy from the federal government in the amount of \$35,593 in the bond retirement fund (a nonmajor governmental fund).

Fiscal Year Ended,	Current Interest Bonds		
	Principal	Interest	Total
2018	\$ 70,951	\$ 39,701	\$ 110,652
2019	71,731	35,713	107,444
2020	72,520	31,681	104,201
2021	73,318	27,605	100,923
2022	74,125	23,484	97,609
2023 - 2027	383,034	53,996	437,030
Total	\$ 745,679	\$ 212,180	\$ 957,859

**COLUMBIA LOCAL SCHOOL DISTRICT
LORAIN COUNTY, OHIO**

**NOTES TO THE BASIC FINANCIAL STATEMENTS
FOR THE FISCAL YEAR ENDED JUNE 30, 2017**

NOTE 10 - LONG-TERM OBLIGATIONS - (Continued)

E. Legal Debt Margin

The Ohio Revised Code provides that voted net general obligation debt of the District shall never exceed 9% of the total assessed valuation of the District. The code further provides that unvoted indebtedness shall not exceed 1/10 of 1% of the property valuation of the District. The code additionally states that unvoted indebtedness related to energy conservation debt shall not exceed 9/10 of 1% of the property valuation of the District. The assessed valuation used in determining the District's legal debt margin has been modified by House Bill 530 which became effective March 30, 2007. In accordance with House Bill 530, the assessed valuation used in the District's legal debt margin calculation excluded tangible personal property used in business, telephone or telegraph property, interexchange telecommunications company property, and personal property owned or leased by a railroad company and used in railroad operations. The effects of these debt limitations at June 30, 2017, are a voted debt margin of \$13,174,732 (including available funds of \$182,855) and an unvoted debt margin of \$212,084.

NOTE 11 - OTHER EMPLOYEE BENEFITS

A. Compensated Absences

The criteria for determining vacation and sick leave benefits are derived from negotiating agreements and State laws. Classified employees earn up to twenty-five days of vacation per year, depending upon length of service. Administrators may cash out and/or carry over up to ten days of vacation. Teachers do not earn vacation time. Teachers, administrators and classified employees earn sick leave at the rate of one and one fourth days per month. A percentage of unused sick time is paid at retirement. The number of sick days which can accumulate is restricted.

B. Health Care Benefits

The District contracted with Lake Erie Employee Protection Plan (LEEPP) to provide health and dental insurance. LEEPP is a program administered by Lake Erie Regional Council of Governments (LERC).

C. Life Insurance

Life insurance is offered to employees administered through Ohio Schools Council with American United Life Insurance Company. The Treasurer, Superintendent, Building Principals, Transportation Supervisor, Maintenance Supervisor, Psychologist, Superintendent's Secretary and Treasurer's Staff member receive 4 times their salary up to \$250,000 coverage for \$27 per month; and certified employees receive coverage equal to their pay to the nearest thousand up to \$50,000, custodial and classified employees who work 4 hours plus receive \$20,000 for \$2.10 per month and classified employees who work under 4 hours receive \$9,000 for \$.95 per month.

**COLUMBIA LOCAL SCHOOL DISTRICT
LORAIN COUNTY, OHIO**

NOTES TO THE BASIC FINANCIAL STATEMENTS
FOR THE FISCAL YEAR ENDED JUNE 30, 2017

NOTE 12 - RISK MANAGEMENT

A. Comprehensive

The District is exposed to various risks of loss related to torts, theft of, damage to, and destruction of assets, errors and omissions, injuries to employees and natural disasters. During fiscal year 2017 the District has contracted with the Schools of Ohio Risk Sharing Authority (SORSA) to provide insurance coverage in the following amounts:

<u>Type of Coverage</u>	<u>Amount</u>
Building and contents (replacement cost)	\$29,373,700
Flood Liability	2,000,000
General liability:	
Per occurrence	5,000,000
Automobile liability:	
Combined single limit	5,000,000
Bodily injury per occurrence	5,000
Employee benefits	5,000,000

Settled claims have not exceeded this commercial coverage in any of the past three years. There has been no significant reduction in coverage from the prior year.

B. Bonding

Public officials bonds of \$20,000 are maintained for the Superintendent and the Board President by Western Surety Company. The Treasurer is covered by Travelers Casualty and Surety Company of America in the amount of \$40,000.

C. Workers' Compensation

For fiscal year 2017, the District participated in the OASBO/CompManagement, Inc. Workers' Compensation Group Rating Program (GRP), an insurance purchasing pool. The intent of the GRP is to achieve the benefit of a reduced premium for the District by virtue of its grouping and representation with other participants in the GRP. The workers' compensation experience of the participating school districts is tiered into groups based upon past workers' compensation experience. Within each tiered group, a common premium rate is applied to all school districts within that group. Each participant pays its workers' compensation premium to the state based on the rate for the GRP rather than its individual rate. Total savings are then calculated and each participant's individual performance is compared to the overall savings percentage of their tiered group. Participation in the GRP is limited to school districts that can meet the GRP's selection criteria. The firm of CompManagement, Inc. provides administrative, cost control and actuarial services to the GRP.

**COLUMBIA LOCAL SCHOOL DISTRICT
LORAIN COUNTY, OHIO**

NOTES TO THE BASIC FINANCIAL STATEMENTS
FOR THE FISCAL YEAR ENDED JUNE 30, 2017

NOTE 13 - DEFINED BENEFIT PENSION PLANS

Net Pension Liability

The net pension liability reported on the statement of net position represents a liability to employees for pensions. Pensions are a component of exchange transactions—between an employer and its employees—of salaries and benefits for employee services. Pensions are provided to an employee—on a deferred-payment basis—as part of the total compensation package offered by an employer for employee services each financial period. The obligation to sacrifice resources for pensions is a present obligation because it was created as a result of employment exchanges that already have occurred.

The net pension liability represents the District’s proportionate share of each pension plan’s collective actuarial present value of projected benefit payments attributable to past periods of service, net of each pension plan’s fiduciary net position. The net pension liability calculation is dependent on critical long-term variables, including estimated average life expectancies, earnings on investments, cost of living adjustments and others. While these estimates use the best information available, unknowable future events require adjusting this estimate annually.

The Ohio Revised Code limits the District’s obligation for this liability to annually required payments. The District cannot control benefit terms or the manner in which pensions are financed; however, the District does receive the benefit of employees’ services in exchange for compensation including pension.

GASB 68 assumes the liability is solely the obligation of the employer, because (1) they benefit from employee services; and (2) State statute requires all funding to come from these employers. All contributions to date have come solely from these employers (which also includes costs paid in the form of withholdings from employees). State statute requires the pension plans to amortize unfunded liabilities within 30 years. If the amortization period exceeds 30 years, each pension plan’s board must propose corrective action to the State legislature. Any resulting legislative change to benefits or funding could significantly affect the net pension liability. Resulting adjustments to the net pension liability would be effective when the changes are legally enforceable.

The proportionate share of each plan’s unfunded benefits is presented as a long-term *net pension liability* on the accrual basis of accounting. Any liability for the contractually-required pension contribution outstanding at the end of the year is included in *pension and postemployment benefits payable* on both the accrual and modified accrual bases of accounting.

Plan Description - School Employees Retirement System (SERS)

Plan Description –District non-teaching employees participate in SERS, a cost-sharing multiple-employer defined benefit pension plan administered by SERS. SERS provides retirement, disability and survivor benefits, annual cost-of-living adjustments, and death benefits to plan members and beneficiaries. Authority to establish and amend benefits is provided by Ohio Revised Code Chapter 3309. SERS issues a publicly available, stand-alone financial report that includes financial statements, required supplementary information and detailed information about SERS’ fiduciary net position. That report can be obtained by visiting the SERS website at www.ohsers.org under Employers/Audit Resources.

**COLUMBIA LOCAL SCHOOL DISTRICT
LORAIN COUNTY, OHIO**

NOTES TO THE BASIC FINANCIAL STATEMENTS
FOR THE FISCAL YEAR ENDED JUNE 30, 2017

NOTE 13 - DEFINED BENEFIT PENSION PLANS - (Continued)

Age and service requirements for retirement are as follows:

	Eligible to Retire on or before August 1, 2017 *	Eligible to Retire after August 1, 2017
Full Benefits	Any age with 30 years of service credit	Age 67 with 10 years of service credit; or Age 57 with 30 years of service credit
Actuarially Reduced Benefits	Age 60 with 5 years of service credit Age 55 with 25 years of service credit	Age 62 with 10 years of service credit; or Age 60 with 25 years of service credit

* Members with 25 years of service credit as of August 1, 2017, will be included in this plan.

Annual retirement benefits are calculated based on final average salary multiplied by a percentage that varies based on year of service; 2.2 percent for the first thirty years of service and 2.5 percent for years of service credit over 30. Final average salary is the average of the highest three years of salary.

One year after an effective benefit date, a benefit recipient is entitled to a three percent cost-of-living adjustment (COLA). This same COLA is added each year to the base benefit amount on the anniversary date of the benefit.

Funding Policy – Plan members are required to contribute 10 percent of their annual covered salary and the District is required to contribute 14 percent of annual covered payroll. The contribution requirements of plan members and employers are established and may be amended by the SERS’ Retirement Board up to statutory maximum amounts of 10 percent for plan members and 14 percent for employers. The Retirement Board, acting with the advice of the actuary, allocates the employer contribution rate among four of the System’s funds (Pension Trust Fund, Death Benefit Fund, Medicare B Fund, and Health Care Fund). For the fiscal year ended June 30, 2017, the entire 14 percent was allocated to pension, death benefits, and Medicare B and no portion of the employer contribution rate was allocated to the Health Care Fund.

The District’s contractually required contribution to SERS was \$200,402 for fiscal year 2017. Of this amount, \$13,341 is reported as pension and postemployment benefits payable.

Plan Description - State Teachers Retirement System (STRS)

Plan Description –District licensed teachers and other faculty members participate in STRS Ohio, a cost-sharing multiple-employer public employee retirement system administered by STRS. STRS provides retirement and disability benefits to members and death and survivor benefits to beneficiaries. STRS issues a stand-alone financial report that includes financial statements, required supplementary information and detailed information about STRS’ fiduciary net position. That report can be obtained by writing to STRS, 275 E. Broad St., Columbus, OH 43215-3771, by calling (888) 227-7877, or by visiting the STRS Web site at www.strsoh.org.

**COLUMBIA LOCAL SCHOOL DISTRICT
LORAIN COUNTY, OHIO**

NOTES TO THE BASIC FINANCIAL STATEMENTS
FOR THE FISCAL YEAR ENDED JUNE 30, 2017

NOTE 13 - DEFINED BENEFIT PENSION PLANS - (Continued)

New members have a choice of three retirement plans; a Defined Benefit (DB) Plan, a Defined Contribution (DC) Plan and a Combined Plan. Benefits are established by Ohio Revised Code Chapter 3307. The DB plan offers an annual retirement allowance based on final average salary multiplied by a percentage that varies based on years of service. Effective August 1, 2015, the calculation will be 2.2 percent of final average salary for the five highest years of earnings multiplied by all years of service. With certain exceptions, the basic benefit is increased each year by two percent of the original base benefit. For members retiring August 1, 2013, or later, the first two percent is paid on the fifth anniversary of the retirement benefit. Members are eligible to retire at age 60 with five years of qualifying service credit, or age 55 with 25 years of service, or 30 years of service regardless of age. Age and service requirements for retirement will increase effective August 1, 2015, and will continue to increase periodically until they reach age 60 with 35 years of service or age 65 with five years of service on August 1, 2026.

The DC Plan allows members to place all their member contributions and 9.5 percent of the 14 percent employer contributions into an investment account. Investment allocation decisions are determined by the member. The remaining 4.5 percent of the 14 percent employer rate is allocated to the defined benefit unfunded liability. A member is eligible to receive a retirement benefit at age 50 and termination of employment. The member may elect to receive a lifetime monthly annuity or a lump sum withdrawal.

The Combined Plan offers features of both the DB Plan and the DC Plan. In the Combined Plan, member contributions are allocated among investment choices by the member, and employer contributions are used to fund the defined benefit payment at a reduced level from the regular DB Plan. The defined benefit portion of the Combined Plan payment is payable to a member on or after age 60 with five years of services. The defined contribution portion of the account may be taken as a lump sum payment or converted to a lifetime monthly annuity at age 50.

New members who choose the DC plan or Combined Plan will have another opportunity to reselect a permanent plan during their fifth year of membership. Members may remain in the same plan or transfer to another STRS plan. The optional annuitization of a member's defined contribution account or the defined contribution portion of a member's Combined Plan account to a lifetime benefit results in STRS bearing the risk of investment gain or loss on the account. STRS has therefore included all three plan options as one defined benefit plan for GASB 68 reporting purposes.

A DB or Combined Plan member with five or more years of credited service who is determined to be disabled may qualify for a disability benefit. Eligible survivors of members who die before service retirement may qualify for monthly benefits. New members on or after July 1, 2013, must have at least ten years of qualifying service credit that apply for disability benefits. Members in the DC Plan who become disabled are entitled only to their account balance. If a member of the DC Plan dies before retirement benefits begin, the member's designated beneficiary is entitled to receive the member's account balance.

Funding Policy – Employer and member contribution rates are established by the State Teachers Retirement Board and limited by Chapter 3307 of the Ohio Revised Code. For the fiscal year ended June 30, 2017, plan members were required to contribute 14 percent of their annual covered salary. The District was required to contribute 14 percent; the entire 14 percent was the portion used to fund pension obligations. The fiscal year 2017 contribution rates were equal to the statutory maximum rates.

The District's contractually required contribution to STRS was \$671,380 for fiscal year 2017. Of this amount, \$113,500 is reported as pension and postemployment benefits payable.

**COLUMBIA LOCAL SCHOOL DISTRICT
LORAIN COUNTY, OHIO**

NOTES TO THE BASIC FINANCIAL STATEMENTS
FOR THE FISCAL YEAR ENDED JUNE 30, 2017

NOTE 13 - DEFINED BENEFIT PENSION PLANS - (Continued)

Pension Liabilities, Pension Expense, and Deferred Outflows of Resources and Deferred Inflows of Resources Related to Pensions

The net pension liability was measured as of June 30, 2016, and the total pension liability used to calculate the net pension liability was determined by an actuarial valuation as of that date. The District's proportion of the net pension liability was based on the District's share of contributions to the pension plan relative to the contributions of all participating entities. Following is information related to the proportionate share and pension expense:

Proportion of the net pension liability prior measurement date	0.04478630%	0.04237723%	
Proportion of the net pension liability current measurement date	<u>0.04285510%</u>	<u>0.04303970%</u>	
Change in proportionate share	<u>-0.00193120%</u>	<u>0.00066247%</u>	
Proportionate share of the net pension liability	\$ 3,136,598	\$ 14,406,685	\$ 17,543,283
Pension expense	\$ 218,743	\$ 1,000,056	\$ 1,218,799

At June 30, 2017, the District reported deferred outflows of resources and deferred inflows of resources related to pensions from the following sources:

	<u>SERS</u>	<u>STRS</u>	<u>Total</u>
Deferred outflows of resources			
Differences between expected and actual experience	\$ 42,308	\$ 582,101	\$ 624,409
Net difference between projected and actual earnings on pension plan investments	258,726	1,196,140	1,454,866
Changes of assumptions	209,385	-	209,385
Difference between District contributions and proportionate share of contributions/ change in proportionate share	-	152,886	152,886
District contributions subsequent to the measurement date	<u>200,402</u>	<u>671,380</u>	<u>871,782</u>
Total deferred outflows of resources	<u>\$ 710,821</u>	<u>\$ 2,602,507</u>	<u>\$ 3,313,328</u>
Deferred inflows of resources			
Difference between District contributions and proportionate share of contributions/ change in proportionate share	<u>\$ 192,373</u>	<u>\$ 177,917</u>	<u>\$ 370,290</u>
Total deferred inflows of resources	<u>\$ 192,373</u>	<u>\$ 177,917</u>	<u>\$ 370,290</u>

**COLUMBIA LOCAL SCHOOL DISTRICT
LORAIN COUNTY, OHIO**

NOTES TO THE BASIC FINANCIAL STATEMENTS
FOR THE FISCAL YEAR ENDED JUNE 30, 2017

NOTE 13 - DEFINED BENEFIT PENSION PLANS - (Continued)

\$871,782 reported as deferred outflows of resources related to pension resulting from District contributions subsequent to the measurement date will be recognized as a reduction of the net pension liability in the year ending June 30, 2018. Other amounts reported as deferred outflows of resources and deferred inflows of resources related to pension will be recognized in pension expense as follows:

Fiscal Year Ending June 30:	SERS	STRS	Total
2018	\$ 45,706	\$ 260,464	\$ 306,170
2019	45,524	260,464	305,988
2020	152,441	719,455	871,896
2021	74,375	512,827	587,202
Total	\$ 318,046	\$ 1,753,210	\$ 2,071,256

Actuarial Assumptions - SERS

SERS' total pension liability was determined by their actuaries in accordance with GASB Statement No. 67, as part of their annual actuarial valuation for each defined benefit retirement plan. Actuarial valuations of an ongoing plan involve estimates of the value of reported amounts (e.g., salaries, credited service) and assumptions about the probability of occurrence of events far into the future (e.g., mortality, disabilities, retirements, employment termination). Actuarially determined amounts are subject to continual review and potential modifications, as actual results are compared with past expectations and new estimates are made about the future.

Projections of benefits for financial reporting purposes are based on the substantive plan (the plan as understood by the employers and plan members) and include the types of benefits provided at the time of each valuation and the historical pattern of sharing benefit costs between the employers and plan members to that point. The projection of benefits for financial reporting purposes does not explicitly incorporate the potential effects of legal or contractual funding limitations.

Actuarial calculations reflect a long-term perspective. For a newly hired employee, actuarial calculations will take into account the employee's entire career with the employer and also take into consideration the benefits, if any, paid to the employee after termination of employment until the death of the employee and any applicable contingent annuitant. In many cases actuarial calculations reflect several decades of service with the employer and the payment of benefits after termination.

Key methods and assumptions used in calculating the total pension liability in the latest actuarial valuation, prepared as of June 30, 2016, are presented below:

Wage Inflation	3.00 percent
Future Salary Increases, including inflation	3.50 percent to 18.20 percent
COLA or Ad Hoc COLA	3 percent
Investment Rate of Return	7.50 percent net of investments expense, including inflation
Actuarial Cost Method	Entry Age Normal (level percent of payroll)

**COLUMBIA LOCAL SCHOOL DISTRICT
LORAIN COUNTY, OHIO**

NOTES TO THE BASIC FINANCIAL STATEMENTS
FOR THE FISCAL YEAR ENDED JUNE 30, 2017

NOTE 13 - DEFINED BENEFIT PENSION PLANS - (Continued)

For post-retirement mortality, the table used in evaluating allowances to be paid is the RP-2014 Blue Collar Mortality Table with fully generational projection and Scale BB, with 120% of male rates and 110% of female rates used. The RP-2000 Disabled Mortality Table with 90% for male rates and 100% for female rates set back five years is used for the period after disability retirement. Special mortality tables are used for the period after disability retirement.

The actuarial assumptions used in the June 30, 2016 valuation were based on the results of an experience study that was completed June 30, 2015. As a result of the actuarial experience study, the following changes of assumptions affected the total pension liability since the prior measurement date: (a) the assumed rate of inflation was reduced from 3.25% to 3.00%, (b) payroll growth assumption was reduced from 4.00% to 3.50%, (c) assumed real wage growth was reduced from 0.75% to 0.50%, (d) Rates of withdrawal, retirement and disability were updated to reflect recent experience, (e) mortality among active members was updated to RP-2014 Blue Collar Mortality Table with fully generational projection and a five year age set-back for both males and females, (f) mortality among service retired members, and beneficiaries was updated to the following RP-2014 Blue Collar Mortality Table with fully generational projection with Scale BB, 120% of male rates, and 110% of female rates and (g) mortality among disable member was updated to RP-2000 Disabled Mortality Table, 90% for male rates and 100% for female rates, set back five years is used for the period after disability retirement.

The long-term return expectation for the Pension Plan Investments has been determined using a building-block approach and assumes a time horizon, as defined in SERS' *Statement of Investment Policy*. A forecasted rate of inflation serves as the baseline for the return expectation. Various real return premiums over the baseline inflation rate have been established for each asset class. The long-term expected nominal rate of return has been determined by calculating a weighted averaged of the expected real return premiums for each asset class, adding the projected inflation rate, and adding the expected return from rebalancing uncorrelated asset classes.

The target allocation and best estimates of arithmetic real rates of return for each major assets class are summarized in the following table:

<u>Asset Class</u>	<u>Target Allocation</u>	<u>Long-Term Expected Real Rate of Return</u>
Cash	1.00 %	0.50 %
US Equity	22.50	4.75
International Equity	22.50	7.00
Fixed Income	19.00	1.50
Private Equity	10.00	8.00
Real Assets	15.00	5.00
Multi-Asset Strategies	<u>10.00</u>	3.00
Total	<u>100.00 %</u>	

**COLUMBIA LOCAL SCHOOL DISTRICT
LORAIN COUNTY, OHIO**

NOTES TO THE BASIC FINANCIAL STATEMENTS
FOR THE FISCAL YEAR ENDED JUNE 30, 2017

NOTE 13 - DEFINED BENEFIT PENSION PLANS - (Continued)

Discount Rate - The total pension liability was calculated using the discount rate of 7.50 percent. The projection of cash flows used to determine the discount rate assumed the contributions from employers and from the members would be computed based on contribution requirements as stipulated by State statute. Projected inflows from investment earning were calculated using the long-term assumed investment rate of return (7.50 percent). Based on those assumptions, the plan's fiduciary net position was projected to be available to make all future benefit payments of current plan members. Therefore, the long-term expected rate of return on pension plan investments was applied to all periods of projected benefits to determine the total pension liability.

Sensitivity of the District's Proportionate Share of the Net Pension Liability to Changes in the Discount Rate - Net pension liability is sensitive to changes in the discount rate, and to illustrate the potential impact the following table presents the net pension liability calculated using the discount rate of 7.50 percent, as well as what each plan's net pension liability would be if it were calculated using a discount rate that is one percentage point lower (6.50 percent), or one percentage point higher (8.50 percent) than the current rate.

	1% Decrease (6.50%)	Current Discount Rate (7.50%)	1% Increase (8.50%)
District's proportionate share of the net pension liability	\$ 4,152,660	\$ 3,136,598	\$ 2,286,112

Actuarial Assumptions - STRS

The total pension liability in the June 30, 2016, actuarial valuation was determined using the following actuarial assumptions, applied to all periods included in the measurement:

Inflation	2.75 percent
Projected salary increases	2.75 percent at age 70 to 12.25 percent at age 20
Investment Rate of Return	7.75 percent, net of investment expenses
Cost-of-Living Adjustments (COLA)	2 percent simple applied as follows: for members retiring before August 1, 2013, 2 percent per year; for members retiring August 1, 2013, or later, 2 percent COLA paid on fifth anniversary of retirement date.

Mortality rates were based on the RP-2000 Combined Mortality Table (Projection 2022—Scale AA) for Males and Females. Males' ages are set-back two years through age 89 and no set-back for age 90 and above. Females younger than age 80 are set back four years, one year set back from age 80 through 89 and not set back from age 90 and above.

Actuarial assumptions used in the June 30, 2016, valuation are based on the results of an actuarial experience study, effective July 1, 2012.

The 10 year expected real rate of return on pension plan investments was determined by STRS' investment consultant by developing best estimates of expected future real rates of return for each major asset class. The target allocation and best estimates of geometric real rates of return for each major asset class are summarized as follows:

**COLUMBIA LOCAL SCHOOL DISTRICT
LORAIN COUNTY, OHIO**

NOTES TO THE BASIC FINANCIAL STATEMENTS
FOR THE FISCAL YEAR ENDED JUNE 30, 2017

NOTE 13 - DEFINED BENEFIT PENSION PLANS - (Continued)

<u>Asset Class</u>	<u>Target Allocation</u>	<u>Long Term Expected Real Rate of Return *</u>
Domestic Equity	31.00 %	8.00 %
International Equity	26.00	7.85
Alternatives	14.00	8.00
Fixed Income	18.00	3.75
Real Estate	10.00	6.75
Liquidity Reserves	1.00	3.00
Total	100.00 %	7.61 %

* 10-Year annualized geometric nominal returns, which include the real rate of return and inflation of 2.50% and does not include investment expenses. The total fund long-term expected return reflects diversification among the asset classes and therefore is not a weighted average return of the individual asset classes.

Discount Rate - The discount rate used to measure the total pension liability was 7.75 percent as of June 30, 2016. The projection of cash flows used to determine the discount rate assumes member and employer contributions will be made at the statutory contribution rates in accordance with rate increases described above. For this purpose, only employer contributions that are intended to fund benefits of current plan members and their beneficiaries are included. Projected employer contributions that are intended to fund the service costs of future plan members and their beneficiaries, as well as projected contributions from future plan members, are not included. Based on those assumptions, STRS' fiduciary net position was projected to be available to make all projected future benefit payments to current plan members as of June 30, 2016. Therefore, the long-term expected rate of return on pension plan investments of 7.75 percent was applied to all periods of projected benefit payment to determine the total pension liability as of June 30, 2016.

Sensitivity of the District's Proportionate Share of the Net Pension Liability to Changes in the Discount Rate - The following table presents the District's proportionate share of the net pension liability calculated using the current period discount rate assumption of 7.75 percent, as well as what the District's proportionate share of the net pension liability would be if it were calculated using a discount rate that is one-percentage-point lower (6.75 percent) or one-percentage-point higher (8.75 percent) than the current rate:

	<u>1% Decrease (6.75%)</u>	<u>Current Discount Rate (7.75%)</u>	<u>1% Increase (8.75%)</u>
District's proportionate share of the net pension liability	\$ 19,145,314	\$ 14,406,685	\$ 10,409,372

Changes Between Measurement Date and Report Date - In March 2017, the STRS Board adopted certain assumption changes which will impact their annual actuarial valuation prepared as of June 30, 2017. The most significant change is a reduction in the discount rate from 7.75 percent to 7.45 percent. In April 2017, the STRS Board voted to suspend cost of living adjustments granted on or after July 1, 2017. Although the exact amount of these changes is not known, the overall decrease to District's NPL is expected to be significant.

**COLUMBIA LOCAL SCHOOL DISTRICT
LORAIN COUNTY, OHIO**

NOTES TO THE BASIC FINANCIAL STATEMENTS
FOR THE FISCAL YEAR ENDED JUNE 30, 2017

NOTE 14 - POSTEMPLOYMENT BENEFITS

A. School Employees Retirement System

Health Care Plan Description - The District contributes to the SERS Health Care Fund, administered by SERS for non-certificated retirees and their beneficiaries. For GASB 45 purposes, this plan is considered a cost-sharing, multiple-employer, defined benefit other postemployment benefit (OPEB) plan. The Health Care Plan includes hospitalization and physicians' fees through several types of plans including HMO's, PPO's, Medicare Advantage, and traditional indemnity plans as well as a prescription drug program. The financial report of the Plan is included in the SERS Comprehensive Annual Financial Report which can be obtained on SERS' website at www.ohsers.org under Employers/Audit Resources.

Access to health care for retirees and beneficiaries is permitted in accordance with Section 3309 of the Ohio Revised Code. The Health Care Fund was established and is administered in accordance with Internal Revenue Code Section 105(e). SERS' Retirement Board reserves the right to change or discontinue any health plan or program. Health care is financed through a combination of employer contributions and retiree premiums, copays and deductibles on covered health care expenses, investment returns, and any funds received as a result of SERS' participation in Medicare programs. Active employee members do not contribute to the Health Care Plan. Retirees and their beneficiaries are required to pay a health care premium that varies depending on the plan selected, number of qualified years of service, Medicare eligibility and retirement status.

Funding Policy - State statute permits SERS to fund the health care benefits through employer contributions. Each year, after the allocation for statutorily required basic benefits, the Retirement Board allocates the remainder of the employer contribution of 14 percent of covered payroll to the Health Care Fund. For fiscal year 2017, none of the employer contribution was allocated to health care. In addition, employers pay a surcharge for employees earning less than an actuarially determined minimum compensation amount, pro-rated according to service credit earned. For fiscal year 2017, this amount was \$23,500. Statutes provide that no employer shall pay a health care surcharge greater than 2 percent of that employer's SERS-covered payroll; nor may SERS collect in aggregate more than 1.5 percent of the total statewide SERS-covered payroll for the health care surcharge. For fiscal year 2017, the District's surcharge obligation was \$22,128.

The District's contributions for health care for the fiscal years ended June 30, 2017, 2016, and 2015 were \$22,128, \$20,240, and \$34,413, respectively. The fiscal year 2017 amount has been reported as pension and postemployment benefits payable. The full amount has been contributed for fiscal years 2016 and 2015.

B. State Teachers Retirement System

Plan Description - The District participates in the cost-sharing multiple-employer defined benefit Health Plan administered by the State Teachers Retirement System of Ohio (STRS) for eligible retirees who participated in the defined benefit or combined pension plans offered by STRS. Ohio law authorizes STRS to offer this plan. Benefits include hospitalization, physicians' fees, prescription drugs and reimbursement of monthly Medicare Part B premiums. The Plan is included in the report of STRS which can be obtained by visiting www.strsoh.org or by calling (888) 227-7877.

**COLUMBIA LOCAL SCHOOL DISTRICT
LORAIN COUNTY, OHIO**

NOTES TO THE BASIC FINANCIAL STATEMENTS
FOR THE FISCAL YEAR ENDED JUNE 30, 2017

NOTE 14 - POSTEMPLOYMENT BENEFITS - (Continued)

Funding Policy - Ohio law authorizes STRS Ohio to offer the Plan and gives the Retirement Board authority over how much, if any, of the health care costs will be absorbed by STRS Ohio. Active employee members do not contribute to the Plan. All benefit recipients pay a monthly premium. Under Ohio law, funding for post-employment health care may be deducted from employer contributions. For 2017, STRS Ohio did not allocate any employer contributions to the Health Care Stabilization Fund. The District's did not make any contributions for health care for the fiscal years ended June 30, 2017, 2016 and 2015.

NOTE 15 - BUDGETARY BASIS OF ACCOUNTING

While reporting financial position, results of operations, and changes in fund balance on the basis of accounting principles generally accepted in the United States of America (GAAP), the budgetary basis as provided by law is based upon accounting for certain transactions on a basis of cash receipts and disbursements.

The statement of revenue, expenditures and changes in fund balance - budget and actual (non-GAAP budgetary basis) presented for the general fund is presented on the budgetary basis to provide a meaningful comparison of actual results with the budget. The major differences between the budget basis and the GAAP basis are that:

- (a) Revenues and other financing sources are recorded when received in cash (budget basis) as opposed to when susceptible to accrual (GAAP basis);
- (b) Expenditures and other financing uses are recorded when paid in cash (budget basis) as opposed to when the liability is incurred (GAAP basis);
- (c) In order to determine compliance with Ohio law, and to reserve that portion of the applicable appropriation, total outstanding encumbrances (budget basis) are recorded as the equivalent of an expenditure, as opposed to assigned or committed fund balance for that portion of outstanding encumbrances not already recognized as an account payable (GAAP basis); and,
- (d) Some funds are included in the general fund (GAAP basis), but have separate legally adopted budgets (budget basis).

The adjustments necessary to convert the results of operations for the year on the budget basis to the GAAP basis for the general fund is as follows:

Net Change in Fund Balance

	<u>General fund</u>
Budget basis	\$ 1,102,920
Net adjustment for revenue accruals	(143,994)
Net adjustment for expenditure accruals	82,599
Net adjustment for other sources/uses	(113,576)
Funds budgeted elsewhere	(8,662)
Adjustment for encumbrances	22,896
GAAP basis	\$ 942,183

**COLUMBIA LOCAL SCHOOL DISTRICT
LORAIN COUNTY, OHIO**

**NOTES TO THE BASIC FINANCIAL STATEMENTS
FOR THE FISCAL YEAR ENDED JUNE 30, 2017**

NOTE 15 - BUDGETARY BASIS OF ACCOUNTING - (Continued)

Some funds are included in the general fund (GAAP-basis), but have separate legally adopted budgets (budget basis). The funds include uniform school supplies, mental health rotary, underground storage tank fund and public school support fund.

NOTE 16 - CONTINGENCIES

A. Grants

The District receives significant financial assistance from numerous federal, State and local agencies in the form of grants. The disbursement of funds received under these programs generally requires compliance with terms and conditions specified in the grant agreements and are subject to audit by the grantor agencies. Any disallowed claims resulting from such audits could become a liability of the District. However, in the opinion of management, any such disallowed claims will not have a material effect on the financial position of the District.

B. Litigation

The District is involved in no material litigation as either plaintiff or defendant.

C. Foundation Funding

District Foundation funding is based on the annualized full-time equivalent (FTE) enrollment of each student. Traditional districts must comply with minimum hours of instruction, instead of a minimum number of school days each year. The funding formula the Ohio Department of Education (ODE) is legislatively required to follow will continue to adjust as enrollment information is updated by the District, which can extend past the fiscal year-end. As of the date of this report, ODE has not finalized the impact of enrollment adjustments to the June 30, 2017 Foundation funding for the District; therefore, the financial statement impact is not determinable at this time. ODE and management believe this will result in either a receivable to or liability of the District.

NOTE 17 - SET-ASIDES

The District is required by State law to annually set-aside certain general fund revenue amounts, as defined by statutory formula, for the acquisition and construction of capital improvements. Amounts not spent by the end of the fiscal year or offset by similarly restricted resources received during the year must be held in cash at fiscal year-end. This amount must be carried forward to be used for the same purpose in future years. Expenditures exceeding the set-aside requirement may not be carried forward to the next fiscal year.

The following cash-basis information describes the change in the fiscal year-end set-aside amount for capital improvements. Disclosure of this information is required by State statute.

**COLUMBIA LOCAL SCHOOL DISTRICT
LORAIN COUNTY, OHIO**

NOTES TO THE BASIC FINANCIAL STATEMENTS
FOR THE FISCAL YEAR ENDED JUNE 30, 2017

NOTE 17 - SET-ASIDES - (Continued)

	<u>Capital Improvements</u>
Set-aside balance June 30, 2016	\$ -
Current year set-aside requirement	157,888
Current year qualifying expenditures	(15,071)
Current year offsets	<u>(401,682)</u>
Total	<u>\$ (258,865)</u>
Balance carried forward to fiscal year 2018	<u>\$ -</u>
Set-aside balance June 30, 2017	<u>\$ -</u>

NOTE 18 - OTHER COMMITMENTS

The District utilizes encumbrance accounting as part of its budgetary controls. Encumbrances outstanding at year-end may be reported as part of restricted, committed, or assigned classifications of fund balance. At year end, the District's commitments for encumbrances in the governmental funds were as follows:

<u>Fund Type</u>	<u>Year-End Encumbrances</u>
General	\$ 20,054
Other governmental	<u>74,995</u>
Total	<u>\$ 95,049</u>

REQUIRED SUPPLEMENTARY INFORMATION

**COLUMBIA LOCAL SCHOOL DISTRICT
LORAIN COUNTY, OHIO**

SCHEDULES OF REQUIRED SUPPLEMENTARY INFORMATION

SCHEDULE OF THE DISTRICT'S PROPORTIONATE SHARE OF
THE NET PENSION LIABILITY
SCHOOL EMPLOYEES RETIREMENT SYSTEM (SERS) OF OHIO

LAST FOUR FISCAL YEARS

	<u>2017</u>	<u>2016</u>	<u>2015</u>	<u>2014</u>
District's proportion of the net pension liability	0.04285510%	0.04478630%	0.04903400%	0.04903400%
District's proportionate share of the net pension liability	\$ 3,136,598	\$ 2,555,550	\$ 2,481,583	\$ 2,915,895
District's covered-employee payroll	\$ 1,335,250	\$ 1,348,300	\$ 1,424,834	\$ 1,714,697
District's proportionate share of the net pension liability as a percentage of its covered-employee payroll	234.91%	189.54%	174.17%	170.05%
Plan fiduciary net position as a percentage of the total pension liability	62.98%	69.16%	71.70%	65.52%

Note: Information prior to 2014 was unavailable. Schedule is intended to show information for 10 years. Additional years will be displayed as they become available.

Amounts presented for each fiscal year were determined as of the District's measurement date which is the prior year-end.

**COLUMBIA LOCAL SCHOOL DISTRICT
LORAIN COUNTY, OHIO**

SCHEDULES OF REQUIRED SUPPLEMENTARY INFORMATION

SCHEDULE OF THE DISTRICT'S PROPORTIONATE SHARE OF
THE NET PENSION LIABILITY
STATE TEACHERS RETIREMENT SYSTEM (STRS) OF OHIO

LAST FOUR FISCAL YEARS

	<u>2017</u>	<u>2016</u>	<u>2015</u>	<u>2014</u>
District's proportion of the net pension liability	0.04303970%	0.04237723%	0.04341443%	0.04341443%
District's proportionate share of the net pension liability	\$ 14,406,685	\$ 11,711,827	\$ 10,559,892	\$ 12,578,874
District's covered-employee payroll	\$ 4,551,464	\$ 4,421,357	\$ 4,435,754	\$ 5,442,400
District's proportionate share of the net pension liability as a percentage of its covered-employee payroll	316.53%	264.89%	238.06%	231.13%
Plan fiduciary net position as a percentage of the total pension liability	66.80%	72.10%	74.70%	69.30%

Note: Information prior to 2014 was unavailable. Schedule is intended to show information for 10 years. Additional years will be displayed as they become available.

Amounts presented for each fiscal year were determined as of the District's measurement date which is the prior year-end.

**COLUMBIA LOCAL SCHOOL DISTRICT
LORAIN COUNTY, OHIO**

SCHEDULES OF REQUIRED SUPPLEMENTARY INFORMATION

SCHEDULE OF DISTRICT CONTRIBUTIONS
SCHOOL EMPLOYEES RETIREMENT SYSTEM (SERS) OF OHIO

LAST TEN FISCAL YEARS

	<u>2017</u>	<u>2016</u>	<u>2015</u>	<u>2014</u>
Contractually required contribution	\$ 200,402	\$ 186,935	\$ 177,706	\$ 197,482
Contributions in relation to the contractually required contribution	<u>(200,402)</u>	<u>(186,935)</u>	<u>(177,706)</u>	<u>(197,482)</u>
Contribution deficiency (excess)	<u>\$ -</u>	<u>\$ -</u>	<u>\$ -</u>	<u>\$ -</u>
District's covered-employee payroll	\$ 1,431,443	\$ 1,335,250	\$ 1,348,300	\$ 1,424,834
Contributions as a percentage of covered-employee payroll	14.00%	14.00%	13.18%	13.86%

<u>2013</u>	<u>2012</u>	<u>2011</u>	<u>2010</u>	<u>2009</u>	<u>2008</u>
\$ 237,314	\$ 238,045	\$ 214,532	\$ 233,566	\$ 166,740	\$ 147,909
<u>(237,314)</u>	<u>(238,045)</u>	<u>(214,532)</u>	<u>(233,566)</u>	<u>(166,740)</u>	<u>(147,909)</u>
<u>\$ -</u>	<u>\$ -</u>	<u>\$ -</u>	<u>\$ -</u>	<u>\$ -</u>	<u>\$ -</u>
\$ 1,714,697	\$ 1,769,851	\$ 1,706,698	\$ 1,725,007	\$ 1,694,512	\$ 1,506,202
13.84%	13.45%	12.57%	13.54%	9.84%	9.82%

**COLUMBIA LOCAL SCHOOL DISTRICT
LORAIN COUNTY, OHIO**

SCHEDULES OF REQUIRED SUPPLEMENTARY INFORMATION

SCHEDULE OF DISTRICT CONTRIBUTIONS
STATE TEACHERS RETIREMENT SYSTEM (STRS) OF OHIO

LAST TEN FISCAL YEARS

	<u>2017</u>	<u>2016</u>	<u>2015</u>	<u>2014</u>
Contractually required contribution	\$ 671,380	\$ 637,205	\$ 618,990	\$ 576,648
Contributions in relation to the contractually required contribution	<u>(671,380)</u>	<u>(637,205)</u>	<u>(618,990)</u>	<u>(576,648)</u>
Contribution deficiency (excess)	<u>\$ -</u>	<u>\$ -</u>	<u>\$ -</u>	<u>\$ -</u>
District's covered-employee payroll	\$ 4,795,571	\$ 4,551,464	\$ 4,421,357	\$ 4,435,754
Contributions as a percentage of covered-employee payroll	14.00%	14.00%	14.00%	13.00%

2013	2012	2011	2010	2009	2008
\$ 707,512	\$ 743,985	\$ 735,251	\$ 731,642	\$ 740,561	\$ 691,208
<u>(707,512)</u>	<u>(743,985)</u>	<u>(735,251)</u>	<u>(731,642)</u>	<u>(740,561)</u>	<u>(691,208)</u>
<u>\$ -</u>	<u>\$ -</u>	<u>\$ -</u>	<u>\$ -</u>	<u>\$ -</u>	<u>\$ -</u>
\$ 5,442,400	\$ 5,722,962	\$ 5,655,777	\$ 5,628,015	\$ 5,696,623	\$ 5,316,985
13.00%	13.00%	13.00%	13.00%	13.00%	13.00%

**COLUMBIA LOCAL SCHOOL DISTRICT
LORAIN COUNTY, OHIO**

NOTES TO REQUIRED SUPPLEMENTARY INFORMATION
FOR THE FISCAL YEAR ENDED JUNE 30, 2017

SCHOOL EMPLOYEES RETIREMENT SYSTEM (SERS) OF OHIO

Information about factors that significantly affect trends in the amounts reported in the schedules should be presented as notes to the schedule.

Changes in benefit terms : There were no changes in benefit terms from the amounts reported for fiscal years 2014-2017.

Changes in assumptions: There were no changes in methods and assumptions used in the calculation of actuarial determined contributions for fiscal years 2014-2016. For fiscal year 2017, the following changes of assumptions affected the total pension liability since the prior measurement date: (a) the assumed rate of inflation was reduced from 3.25% to 3.00%, (b) payroll growth assumption was reduced from 4.00% to 3.50%, (c) assumed real wage growth was reduced from 0.75% to 0.50%, (d) Rates of withdrawal, retirement and disability were updated to reflect recent experience, (e) mortality among active members was updated to RP-2014 Blue Collar Mortality Table with fully generational projection and a five year age set-back for both males and females, (f) mortality among service retired members, and beneficiaries was updated to the following RP-2014 Blue Collar Mortality Table with fully generational projection with Scale BB, 120% of male rates, and 110% of female rates and (g) mortality among disable member was updated to RP-2000 Disabled Mortality Table, 90% for male rates and 100% for female rates, set back five years is used for the period after disability retirement.

STATE TEACHERS RETIREMENT SYSTEM (STRS) OF OHIO

Changes in benefit terms : There were no changes in benefit terms from the amounts reported for fiscal years 2014-2017.

Changes in assumptions : There were no changes in methods and assumptions used in the calculation of actuarial determined contributions for fiscal years 2014-2017. See the notes to the basic financial statements for the methods and assumptions in this calculation.



Julian & Grube, Inc.
Serving Ohio Local Governments

333 County Line Rd. West, Westerville, OH 43082 Phone: 614.846.1899 Fax: 614.846.2799

**Independent Auditor's Report on Internal Control Over Financial Reporting and On
Compliance and Other Matters Required by *Government Auditing Standards***

Columbia Local School District
Lorain County
25796 Royalton Road
Columbia Station, Ohio 44028

To the Board of Education:

We have audited in accordance with auditing standards generally accepted in the United States and the Comptroller General of the United States' *Government Auditing Standards*, the financial statements of the governmental activities, its major fund, and the aggregate remaining fund information of Columbia Local School District, Lorain County, Ohio, as of and for the fiscal year ended June 30, 2017, and the related notes to the financial statements, which collectively comprise the Columbia Local School District's basic financial statements and have issued our report thereon dated November 17, 2017.

Internal Control Over Financial Reporting

As part of our financial statement audit, we considered the Columbia Local School District's internal control over financial reporting (internal control) to determine the audit procedures appropriate in the circumstances to the extent necessary to support our opinions on the financial statements, but not to the extent necessary to opine on the effectiveness of the Columbia Local School District's internal control. Accordingly, we have not opined on it.

A *deficiency in internal control* exists when the design or operation of a control does not allow management or employees, when performing their assigned functions, to prevent, or detect and timely correct misstatements. A *material weakness* is a deficiency, or combination of internal control deficiencies resulting in a reasonable possibility that internal control will not prevent or detect and timely correct a material misstatement of the Columbia Local School District's financial statements. A *significant deficiency* is a deficiency, or a combination of deficiencies, in internal control that is less severe than a material weakness, yet important enough to merit attention by those charged with governance.

Our consideration of internal control was for the limited purpose described in the first paragraph of this section and was not designed to identify all internal control deficiencies that might be material weaknesses or significant deficiencies. Given these limitations, we did not identify any deficiencies in internal control that we consider material weaknesses. However, unidentified material weaknesses may exist.

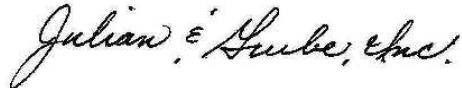
Board of Education
Columbia Local School District

Compliance and Other Matters

As part of reasonably assuring whether the Columbia Local School District's financial statements are free of material misstatements, we tested its compliance with certain provisions of laws, regulations, contracts, and grant agreements, noncompliance with which could directly and materially affect the determination of financial statement amounts. However, opining on compliance with those provisions was not an objective of our auditing and accordingly, we do not express an opinion. The results of our tests disclosed no instances of noncompliance or other matters we must report under *Government Auditing Standards*.

Purpose of this Report

This report only describes the scope of our internal control and compliance testing and our testing results, and does not opine on the effectiveness of the Columbia Local School District's internal control or on compliance. This report is an integral part of an audit performed under *Government Auditing Standards* in considering the Columbia Local School District's internal control and compliance. Accordingly, this communication is not suitable for any other purpose.

A handwritten signature in cursive script that reads "Julian & Grube, Inc.".

Julian & Grube, Inc.
November 17, 2017



Dave Yost • Auditor of State

COLUMBIA LOCAL SCHOOL DISTRICT

LORAIN COUNTY

CLERK'S CERTIFICATION

This is a true and correct copy of the report which is required to be filed in the Office of the Auditor of State pursuant to Section 117.26, Revised Code, and which is filed in Columbus, Ohio.

Susan Babbitt

CLERK OF THE BUREAU

CERTIFIED
JANUARY 30, 2018