

**CITY OF WHITEHALL
FRANKLIN COUNTY, OHIO**

SUPPLEMENTAL REPORT

DECEMBER 31, 2017



Dave Yost • Auditor of State

Members of City Council and Mayor
City of Whitehall
360 South Yearling Road
Whitehall, Ohio 43213-1891

We have reviewed the *Independent Auditor's Report* of the City of Whitehall, Franklin County, prepared by Julian & Grube, Inc., for the audit period January 1, 2017 through December 31, 2017. Based upon this review, we have accepted these reports in lieu of the audit required by Section 117.11, Revised Code. The Auditor of State did not audit the accompanying financial statements and, accordingly, we are unable to express, and do not express an opinion on them.

Our review was made in reference to the applicable sections of legislative criteria, as reflected by the Ohio Constitution, and the Revised Code, policies, procedures and guidelines of the Auditor of State, regulations and grant requirements. The City of Whitehall is responsible for compliance with these laws and regulations.

A handwritten signature in black ink that reads "Dave Yost".

Dave Yost
Auditor of State

September 19, 2018

This page intentionally left blank.

**CITY OF WHITEHALL
FRANKLIN COUNTY, OHIO**

TABLE OF CONTENTS

Independent Auditor's Report on Internal Control Over Financial Reporting and
on Compliance and Other Matters Required by *Government Auditing Standards* 1 - 2

This page intentionally left blank.



Julian & Grube, Inc.
Serving Ohio Local Governments

333 County Line Rd. West, Westerville, OH 43082 Phone: 614.846.1899 Fax: 614.846.2799

**Independent Auditor's Report on Internal Control Over Financial Reporting and on
Compliance and Other Matters Required by *Government Auditing Standards***

City of Whitehall
Franklin County
360 S. Yearling Road
Whitehall, Ohio 43213

To the Members of Council and Mayor:

We have audited, in accordance with auditing standards generally accepted in the United States and the Comptroller General of the United States' *Government Auditing Standards*, the financial statements of the governmental activities, each major fund, and the aggregate remaining fund information of the City of Whitehall, Franklin County, Ohio, as of and for the year ended December 31, 2017, and the related notes to the financial statements, which collectively comprise the City of Whitehall's basic financial statements and have issued our report thereon dated June 27, 2018.

Internal Control Over Financial Reporting

As part of our financial statement audit, we considered the City of Whitehall's internal control over financial reporting (internal control) to determine the audit procedures appropriate in the circumstances to the extent necessary to support our opinions on the financial statements, but not to the extent necessary to opine on the effectiveness of the City of Whitehall's internal control. Accordingly, we have not opined on it.

A *deficiency in internal control* exists when the design or operation of a control does not allow management or employees, when performing their assigned functions, to prevent, or detect and timely correct misstatements. A *material weakness* is a deficiency, or combination of internal control deficiencies resulting in a reasonable possibility that internal control will not prevent or detect and timely correct a material misstatement of the City of Whitehall's financial statements. A *significant deficiency* is a deficiency, or a combination of deficiencies, in internal control that is less severe than a material weakness, yet important enough to merit attention by those charged with governance.

Our consideration of internal control was for the limited purpose described in the first paragraph of this section and was not designed to identify all internal control deficiencies that might be material weaknesses or significant deficiencies. Given these limitations, we did not identify any deficiencies in internal control that we consider material weaknesses. However, unidentified material weaknesses may exist.

Members of Council and Mayor
City of Whitehall

Compliance and Other Matters

As part of reasonably assuring whether the City of Whitehall's financial statements are free of material misstatement, we tested its compliance with certain provisions of laws, regulations, contracts, and grant agreements, noncompliance with which could directly and materially affect the determination of financial statement amounts. However, opining on compliance with those provisions was not an objective of our audit and accordingly, we do not express an opinion. The results of our tests disclosed no instances of noncompliance or other matters we must report under *Government Auditing Standards*.

Purpose of this Report

This report only describes the scope of our internal control and compliance testing and our testing results and does not opine on the effectiveness of the City of Whitehall's internal control or on compliance. This report is an integral part of an audit performed under *Government Auditing Standards* in considering the City of Whitehall's internal control and compliance. Accordingly, this report is not suitable for any other purpose.

A handwritten signature in cursive script that reads "Julian & Grube, Inc.".

Julian & Grube, Inc.
June 27, 2018

CITY OF WHITEHALL, OHIO
COMPREHENSIVE ANNUAL FINANCIAL REPORT
FOR THE YEAR ENDED
DECEMBER 31, 2017



City of
WHITEHALL
Opportunity is Here

DAN MILLER, CITY AUDITOR

CITY OF WHITEHALL, OHIO
COMPREHENSIVE ANNUAL FINANCIAL REPORT
FOR THE YEAR ENDED DECEMBER 31, 2017

DAN MILLER
AUDITOR

PREPARED BY THE CITY FINANCE DEPARTMENT

INTRODUCTORY SECTION

THIS PAGE IS INTENTIONALLY LEFT BLANK

CITY OF WHITEHALL, OHIO
COMPREHENSIVE ANNUAL FINANCIAL REPORT
FOR THE YEAR ENDED DECEMBER 31, 2017

TABLE OF CONTENTS

I. INTRODUCTORY SECTION

Table of Contents	i-iv
Letter of Transmittal.....	v-viii
Organizational Chart	ix
List of Elected and Appointed Officials.....	x
Certificate of Achievement for Excellence in Financial Reporting.....	xi

II. FINANCIAL SECTION

Independent Auditor’s Report	1-2
Management’s Discussion and Analysis	3-16
Basic Financial Statements:	
Government-Wide Financial Statements:	
Statement of Net Position	18
Statement of Activities.....	19
Fund Financial Statements:	
Balance Sheet - Governmental Funds	20
Reconciliation of Total Governmental Fund Balances to Net Position of Governmental Activities	21
Statement of Revenues, Expenditures and Changes in Fund Balances - Governmental Funds.....	22
Reconciliation of the Statement of Revenues, Expenditures and Changes in Fund Balances of Governmental Funds to the Statement of Activities.....	23
Statement of Revenues, Expenditures and Changes in Fund Balance - Budget and Actual (Non-GAAP Budgetary Basis): General Fund.....	24
Statement of Revenues, Expenditures and Changes in Fund Balance - Budget and Actual (Non-GAAP Budgetary Basis): TIF Fund	25
Statement of Fiduciary Assets and Liabilities - Agency Funds.....	26
Notes to the Basic Financial Statements.....	27-71
Required Supplementary Information:	
Schedule of the City’s Proportionate Share of the Net Pension Liability - OPERS - Last Four Years	74
Schedule of the City’s Proportionate Share of the Net Pension Liability - OP&F - Last Four Years	75

II. FINANCIAL SECTION - (Continued)

Schedule of City Contributions - OPERS - Last Ten Years.....	76-77
Schedule of City Contributions - OP&F - Last Ten Years.....	78-79
Notes to the Required Supplementary Information.....	80
 Combining Statements and Individual Fund Schedules for Governmental Funds:	
Fund Descriptions - Governmental Funds.....	82-85
 Major Funds:	
Individual Fund Schedules of Revenues, Expenditures and Changes in Fund Balance - Budget and Actual (Non-GAAP Budgetary Basis) - Major Funds:	
General Fund.....	86-88
TIF Fund.....	89
Signal Improvements Fund.....	91
 Combining Statements - Nonmajor Governmental Funds:	
Combining Balance Sheet - Nonmajor Governmental Funds.....	92
Combining Statement of Revenues, Expenditures and Changes in Fund Balances - Nonmajor Governmental Funds.....	93
 Special Revenue Funds:	
Combining Balance Sheet - Nonmajor Special Revenue Funds.....	94-97
Combining Statement of Revenues, Expenditures and Changes in Fund Balances - Nonmajor Special Revenue Funds.....	98-101
 Individual Fund Schedules of Revenues, Expenditures and Changes in Fund Balance - Budget and Actual (Non-GAAP Budgetary Basis) - Nonmajor Special Revenue Funds:	
Street Maintenance and Repair Fund.....	102
FEMA Pre Disaster Mitigation Fund.....	103
State Highway Fund.....	104
Law Enforcement Trust Fund.....	105
Department of Justice Forfeiture Fund.....	106
Mandatory Drug Fine Fund.....	107
Police Training Reimbursement Fund.....	108
OMVI Enforcement/Education Fund.....	109
FY2015 JAG Grant Fund.....	110
Bulletproof Vests Grant Fund.....	111
FY2016 JAG Grant Fund.....	112
FY2014 JAG Grant Fund.....	113
Mayor's Court Computer Fund.....	114
Clerk of Court Computer Fund.....	115
Hotel/Motel Tax Fund.....	116
Department of Treasury Forfeiture Fund.....	117
Bulletproof Vests Grant Program Fund.....	118
Indigent Driver Interlock / Alcohol Monitoring Fund.....	119
Safe Parks Grant Fund.....	120
Park Ranger Grant Fund.....	121
Parks Revitalization Grant Fund.....	122
Tax Incentive Program Fund.....	123
Accrued Benefits Fund.....	124
Unclaimed Monies Fund.....	125
Self Funded Insurance Trust Fund.....	126
Recreation Trust Fund.....	127
Economic Development Fund.....	128

II. FINANCIAL SECTION - (Continued)

Debt Service Funds:

Individual Fund Schedule of Revenues, Expenditures and Changes in Fund
Balance - Budget and Actual (Non-GAAP Budgetary Basis) - Nonmajor Debt Service Fund:

Debt Service Fund.....	129
------------------------	-----

Capital Projects Fund:

Combining Balance Sheet - Nonmajor Capital Projects Funds.....	130-133
--	---------

Combining Statement of Revenues, Expenditures and Changes in Fund Balances - Nonmajor Capital Projects Funds.....	134-137
--	---------

Individual Fund Schedule of Revenues, Expenditures and Changes in Fund
Balance - Budget and Actual (Non-GAAP Budgetary Basis) - Nonmajor Capital Projects Funds:

Fire Department New Equipment Fund	138
Medical Supply Fund.....	139
Water and Sewer Mandate Fund	140
OPWC – Issue 2 Funds	141
Capital Projects Fund.....	142
Capital Improvement Fund	143
CERR Transfer Fund	144
FRM Transfer Fund	145
Technology Fund	146
COE Stormshed Fund	147
Community Development Trust Fund.....	148
Streetscape Project Fund.....	149
Recreation Bond Fund	150
N. Hamiltion Road OPWC – Issue 2 Fund	151
Life Cycle Replacement Fund.....	152
Franklin County Infrastructure Bank Fund	153
Mechanical Upgrades Fund.....	154
Etna Road Improvements Fund.....	155

Agency Fund:

Fund Description - Fiduciary Funds.....	156
---	-----

Statement of Changes in Assets and Liabilities - Agency Funds	157-158
---	---------

III. STATISTICAL SECTION

Table of Contents	159
-------------------------	-----

Net Position by Component - Last Ten Years.....	160-161
---	---------

Changes in Net Position - Last Ten Years.....	162-165
---	---------

Fund Balances, Governmental Funds - Last Ten Years	166-167
--	---------

Changes in Fund Balances, Governmental Funds - Last Ten Years	168-169
---	---------

Income Tax Revenues by Source - Last Ten Years	170-171
--	---------

Income Tax Rates and Allocation by Fund - Last Ten Years	172-173
--	---------

Ratios of Outstanding Debt by Type - Last Ten Years	174-175
---	---------

III. STATISTICAL SECTION - (Continued)

Ratios of General Bonded Debt Outstanding - Last Ten Years.....	176-177
Direct and Overlapping Governmental Activities Debt - as of December 31, 2017	179
Legal Debt Margin - Last Ten Years.....	180-181
Pledged Revenue Coverage – Non-Tax Revenue Bonds - Current Year and One Year Ago.....	182
Demographic and Economic Statistics - Last Ten Years	183
Principal Employers - Current Year and Nine Years Ago	184
Full-Time Equivalent Position by Function/Division - Last Ten Years	185
Operating Indicators by Function/Program - Last Ten Years	186-187
Capital Asset Statistics by Function/Program - Last Ten Years.....	188-189



June 27, 2018

Honorable Mayor Kim Maggard
Members of City Council
Citizens of Whitehall, Ohio

Transmittal Letter

I am pleased to submit the Comprehensive Annual Financial Report (CAFR) for the City of Whitehall, Ohio (the City) for the year ended December 31, 2017. The CAFR is the official report of the City's operations and financial position for the year and has been developed for the benefit of Whitehall residents and elected officials, investment banks, underwriters, and all other interested parties. The financial statements are presented in conformity with accounting principles generally accepted in the United States of America (GAAP) as set forth by the Governmental Accounting Standards Board (GASB).

The CAFR consists of management's representations concerning the finances of the City. Consequently, management assumes full responsibility for the completeness and reliability of all the information presented in this report. To provide a reasonable basis for these representations, the management of the City has established a comprehensive internal control framework that is designed both to protect the government's assets from loss, theft, or misuse and to compile sufficient reliable information for the preparation of the City's financial statements in conformity with GAAP. Because the cost of internal controls should not outweigh their benefits, the City's comprehensive framework of internal controls has been designed to provide reasonable, rather than absolute, assurance that the financial statements will be free from material misstatement. As management, we assert that to the best of our knowledge and belief, this financial report is complete and reliable in all material respects.

The City is required by state law to have an annual audit performed by the Auditor of State's office or an independent public accounting firm, if permitted by the Auditor of State. Julian & Grube, Inc. performed the audit for the year ended December 31, 2017. The City continues to receive an unmodified opinion. The Independent Accountant's Report on the City's financial statements is included in the Financial Section of this report.

As part of the City's independent audit, tests are made to determine the adequacy of the internal controls, as well as to determine that the City has complied with applicable laws and regulations. The results of the City's independent audit for the year ended December 31, 2017 provided no instances of material weaknesses in the internal controls or significant violations of applicable laws and regulations.

GAAP requires that management provide a narrative introduction, overview, and analysis to accompany the basic financial statements in the form of a Management's Discussion and Analysis (MD&A). This letter of transmittal is designed to complement the MD&A and should be read in conjunction with it. The MD&A can be found immediately following the Independent Accountant's Report.

Profile of the Government

Organized in 1947 the City of Whitehall gets its name from the Ye Olde White Hall Tavern which was an overnight stagecoach stop on the newly established National Road. The house and the land were purchased and parceled out in the early 1900's and make up the western portion of Whitehall.

Today, the City of approximately 18,596 residents is a first ring suburb of the City of Columbus. It is home to the Defense Supply Center Columbus (DSCC), built in 1918 and the largest employer in the City.

The City is a home-rule municipal corporation operating under the laws of the State of Ohio. The City's charter was adopted in its original form on November 8, 1966 and provides for a "Mayor-Council" form of government. The laws of the State of Ohio prevail when conflicts exist between the charter and the State constitution and in matters where the charter is silent. The charter can only be amended by a majority vote of the City's registered voters.

The Mayor is elected to a four-year term that begins on the first day of January following the election. According to the charter, the Mayor is the chief executive officer of the City and is responsible to the electors for enforcement of all laws and ordinances. The Mayor appoints an Administrative Assistant, Service Director, Safety Director, Information Technology Director, Economic Development Director, Community Affairs Coordinator and members of various boards and commissions. The Mayor also appoints a Human Resources Director with the advice and consent of the Human Resources Commission. The other elected officials are the City Auditor, City Treasurer and City Attorney, each elected to a four-year term.

Legislative authority is vested in a seven-member Council, three of whom are elected at-large and four from existing wards. Ward Council and at-large Council members are elected to staggered four-year terms with terms beginning in even years on the first day of January following the election. The Council enacts legislation in the form of ordinances and resolutions relative to City services, appropriating and borrowing monies, and other municipal purposes. The President of Council is elected at-large to a four-year term. The President presides over all Council meetings, renders a vote only in case of a tie, and serves as the acting Mayor when the Mayor is absent or for any reason unable to perform the duties of the office.

The City reporting entity is defined by GASB and includes all funds and departments of the City. Component units are legally separate organizations for which the City is financially accountable. The City is financially accountable for an organization if the City appoints a voting majority of the organization's governing board and (1) the City is able to significantly influence the programs or services performed or provided by the organization; or (2) the City is legally entitled to or can otherwise access the organization's resources; or (3) the City is legally obligated or has otherwise assumed the responsibility to finance the deficits of, or provide financial support to the organization; or (4) the City is obligated for the debt of the organization. Component units may also include organizations for which the City approves the budgets, the issuance of debt or the levying of taxes or whose relationship with the City is such that to exclude their activity would be misleading. Based on these criteria, the City has no component units.

Certain organizations, although sharing some degree of name similarity with the City, are separate and distinct entities, not only from the City but also from each other. The City is not financially accountable for these entities. Because of their independent nature, none of these organizations' financial statements are included in this report. Based on these criteria, the Whitehall Community Improvement Corporation (WCIC) has been excluded because the City is not financially accountable for them nor is the entity fiscally dependent on the City.

Ohio Revised Code requires Council to adopt an annual budget which serves as the foundation for the City's financial planning and control. Appropriations for the operation of various City departments are established through the passage of an ordinance by City Council. Budgetary control is facilitated through the maintenance of an encumbrance system for purchase orders, and through the use of the City's automated financial system. The council is required to hold public hearings on the proposed budget and to adopt the budget by no later than December 31, the close of the City's fiscal year.

The appropriated budget is prepared by fund, (e.g., general fund), department (e.g., police) and object level (e.g., personal services). The City Council may pass supplemental appropriations at any time by ordinance. Budget to actual comparisons are provided in this report for each individual governmental fund for which an appropriated annual budget has been adopted. The general fund and the TIF fund, a major special revenue fund, are presented in the basic financial statements. For governmental funds, other than the general fund and the major special revenue fund with appropriated annual budgets, this comparison is presented in the governmental fund subsection of this report.

The City provides a full range of municipal services including police, fire, and emergency medical services; street maintenance; parks and recreation; planning and zoning; a municipal court; and general administrative services.

Factors Affecting Financial Condition

The information presented in the financial statements is perhaps best understood when it is considered from the broader perspective of the specific environment within which the City operates.

Local Economy – Whitehall has seen a growth in revenues due to continuous economic growth. 2018 looks to be a promising year for Whitehall. The Commons at Royal Landing are being demolished to make way for Norton Crossing; a 23-acre mixed use development at the corner of Broad Street and Hamilton Road.

Wasserstrom has moved into their corporate headquarters on Broad Street and Heartland Bank is putting the finishing touches on their new corporate headquarters at the north entrance to Whitehall on Hamilton Road.

Air South Commerce Center has built one of two state-of-the-art industrial facilities totaling more than 140,000 square feet at the Airport Commerce and Tech Park and is fully occupied. A second 260,000 square foot building is being built and has at least one tenant waiting for the completion. This development plan also includes an office/medical facility at the corner of Poth Road and Hamilton Road.

Long Term Financial Planning—Whitehall continues to be financially impacted by a consent decree with the Ohio Environmental Protection Agency (OEPA) to reduce sanitary sewer overflows and water in basements. The City's sewer lines, most of which are over fifty years old, are prone to inflow and infiltration especially during significant rainfall events and this inflow and infiltration occasionally overwhelms the capacity of the sanitary sewer system. Under the OEPA decree, the City is expected to spend \$2.58 million over fifteen years commencing in 2015 to correct problem areas that were discovered during the inspection phase of the Director's Final Findings and Orders (DFFO).

Outstanding general obligation bonds total \$7,405,000 dollars. The Street Scape bond accounts for \$1,210,000, is a general obligation bond that is reimbursed from TIF funds and will be retired in 2028. The Recreation Center bond accounts for \$2,330,000, is a general obligation bond and will be retired in 2030. The non-tax revenue bond accounts for \$3,865,000, is paid from TIF funds and will be retired in 2031.

Awards and Acknowledgements

The City of Whitehall, Ohio was awarded the Ohio Auditor of State Award for excellence in financial reporting for the year ending December 31, 2012 and December 31, 2016 and the Ohio Auditor of State Award for excellence in financial reporting with Distinction for exemplary financial reporting in accordance with Generally Accepted Accounting Principles (GAAP) for the years ending December 31, 2014 and December 31, 2015.

The Government Finance Officers Association of the United States and Canada (GFOA) awarded a Certificate of Achievement for Excellence in Financial Reporting to City of Whitehall, Ohio for its comprehensive annual financial report for the fiscal year ended December 31, 2016. This was the 4th consecutive year that the government has achieved this prestigious award. In order to be awarded a Certificate of Achievement, a government must publish an easily readable and efficiently organized comprehensive annual financial report. This report must satisfy both generally accepted accounting principles and applicable legal requirements.

A Certificate of Achievement is valid for a period of one year only. We believe that our current comprehensive annual financial report continues to meet the Certificate of Achievement Program's requirements and we are submitting it to the GFOA to determine its eligibility for another certificate.

I would like to express my appreciation to the employees of the Whitehall Auditor's office for maintaining the accounting records of the City on an accurate and timely basis and for their professionalism throughout the year.

I would also like to thank the Mayor and Members of Council for their ongoing support of excellence in financial reporting and disclosure, and to Julian & Grube, Inc. for their assistance with the preparation of this CAFR.


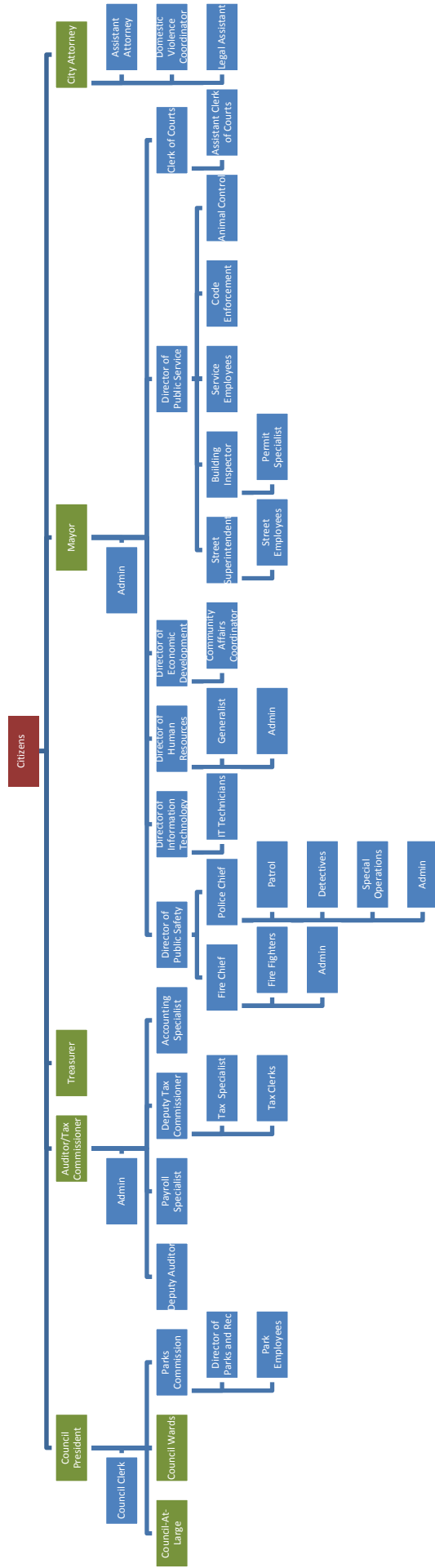
Respectfully submitted,

A handwritten signature in blue ink that reads "Dan A. Miller". The signature is written in a cursive style with a large initial "D" and "M".

Dan Miller
Auditor and Tax Commissioner



Organizational Chart



CITY OF WHITEHALL, OHIO
LIST OF ELECTED AND APPOINTED OFFICIALS
AS OF DECEMBER 31, 2017

Elected Officials

Mayor	Kim Maggard
City Council:	
President	Jim Graham
At-Large	Robert Bailey
At-Large	Wes Kantor
At-Large	Karen Conison
1 st Ward	Chris Rodriguez
2 nd Ward	Lee Stahley
3 rd Ward	Larry Morrison
4 th Ward	Van Gregg
City Auditor	Dan Miller
City Attorney	Michael Bivens
City Treasurer	Steve Quincel

Appointed Officials

Director of Public Service	Zachary Woodruff
Director of Public Safety	Kim Maggard
Director of Economic Development	Zachary Woodruff
Director of Human Resources	Ann Lund
Director of Information Technology	Bret Henninger
Director of Parks & Recreation	Shannon Sorrell



Government Finance Officers Association

**Certificate of
Achievement
for Excellence
in Financial
Reporting**

Presented to

**City of Whitehall
Ohio**

For its Comprehensive Annual
Financial Report
for the Fiscal Year Ended

December 31, 2016

Christopher P. Morill

Executive Director/CEO

THIS PAGE IS INTENTIONALLY LEFT BLANK

FINANCIAL SECTION

THIS PAGE IS INTENTIONALLY LEFT BLANK



Julian & Grube, Inc.
Serving Ohio Local Governments

333 County Line Rd. West, Westerville, OH 43082 Phone: 614.846.1899 Fax: 614.846.2799

INDEPENDENT AUDITOR'S REPORT

City of Whitehall
Franklin County
360 South Yearling Road
Whitehall, Ohio 43213

To the Members of City Council and Mayor:

Report on the Financial Statements

We have audited the accompanying financial statements of the governmental activities, each major fund, and the aggregate remaining fund information of the City of Whitehall, Franklin County, Ohio, as of and for the year ended December 31, 2017, and the related notes to the financial statements, which collectively comprise the City of Whitehall's basic financial statements as listed in the table of contents.

Management's Responsibility for the Financial Statements

Management is responsible for preparing and fairly presenting these financial statements in accordance with accounting principles generally accepted in the United States of America; this includes designing, implementing, and maintaining internal control relevant to preparing and fairly presenting financial statements that are free from material misstatement, whether due to fraud or error.

Auditor's Responsibility

Our responsibility is to opine on these financial statements based on our audit. We audited in accordance with auditing standards generally accepted in the United States of America and the financial audit standards in the Comptroller General of the United States' *Government Auditing Standards*. Those standards require us to plan and perform the audit to reasonably assure the financial statements are free from material misstatement.

An audit requires obtaining evidence about financial statement amounts and disclosures. The procedures selected depend on our judgment, including assessing the risks of material financial statement misstatement, whether due to fraud or error. In assessing those risks, we consider internal control relevant to the City of Whitehall's preparation and fair presentation of the financial statements in order to design audit procedures that are appropriate in the circumstances, but not to the extent needed to opine on the effectiveness of the City of Whitehall's internal control. Accordingly, we express no such opinion. An audit also includes evaluating the appropriateness of management's accounting policies and the reasonableness of their significant accounting estimates, as well as our evaluation of the overall financial statement presentation.

We believe the audit evidence we obtained is sufficient and appropriate to support our audit opinions.

Opinion

In our opinion, the financial statements referred to above present fairly, in all material respects, the respective financial position of the governmental activities, each major fund, and the aggregate remaining fund information of the City of Whitehall, Franklin County, Ohio, as of December 31, 2017, and the respective changes in financial position thereof and the respective budgetary comparisons for the General and TIF funds thereof for the year then ended in accordance with the accounting principles generally accepted in the United States of America.

Other Matters

Required Supplementary Information

Accounting principles generally accepted in the United States of America require this presentation to include *management's discussion and analysis* and schedules of net pension liability/net pension asset and pension contributions listed in the table of contents, to supplement the basic financial statements. Although this information is not part of the basic financial statements, the Governmental Accounting Standards Board considers it essential for placing the basic financial statements in an appropriate operational, economic, or historical context. We applied certain limited procedures to the required supplementary information in accordance with auditing standards generally accepted in the United States of America, consisting of inquiries of management about the methods of preparing the information and comparing the information for consistency with management's responses to our inquiries, to the basic financial statements, and other knowledge we obtained during our audit of the basic financial statements. We do not opine or provide any assurance on the information because the limited procedures do not provide us with sufficient evidence to opine or provide any other assurance.

Supplementary and Other Information

Our audit was conducted to opine on the City of Whitehall's basic financial statements taken as a whole.

The introductory section, the financial section's combining statements, individual fund statements and schedules and the statistical section information present additional analysis and are not a required part of the basic financial statements.

The statements and schedules are management's responsibility and derive from and relate directly to the underlying accounting and other records used to prepare the basic financial statements. We subjected this information to the auditing procedures we applied to the basic financial statements. We also applied certain additional procedures, including comparing and reconciling this information directly to the underlying accounting and other records used to prepare the basic financial statements or to the basic financial statements themselves in accordance with auditing standards generally accepted in the United States of America. In our opinion, this information is fairly stated in all material respects in relation to the basic financial statements taken as a whole.

We did not subject the introductory section and statistical section information to the auditing procedures applied in the audit of the basic financial statements and, accordingly, we express no opinion or any other assurance on them.

Other Reporting Required by Government Auditing Standards

In accordance with *Government Auditing Standards*, we have also issued our report dated June 27, 2018, on our consideration of the City of Whitehall's internal control over financial reporting and our tests of its compliance with certain provisions of laws, regulations, contracts and grant agreements and other matters. That report describes the scope of our internal control testing over financial reporting and compliance, and the results of that testing, and does not opine on internal control over financial reporting or on compliance. That report is an integral part of an audit performed in accordance with *Government Auditing Standards* in considering the City of Whitehall's internal control over financial reporting and compliance.



Julian & Grube, Inc.
June 27, 2018

**CITY OF WHITEHALL
FRANKLIN COUNTY, OHIO**

**MANAGEMENT'S DISCUSSION AND ANALYSIS
FOR THE YEAR ENDED DECEMBER 31, 2017
(UNAUDITED)**

The management's discussion and analysis of the City of Whitehall's (the "City") financial performance provides an overall review of the City's financial activities for the year ended December 31, 2017. The intent of this discussion and analysis is to look at the City's financial performance as a whole; readers should also review the basic financial statements and the notes to the basic financial statements to enhance their understanding of the City's financial performance.

Financial Highlights

Key financial highlights for 2017 are as follows:

- The total net position of the City increased \$4,377,202 or 17.89% from 2016's net position.
- General revenues accounted for \$27,941,829 or 73.86% of total governmental activities revenue. Program specific revenues accounted for \$9,888,115 or 26.14% of total governmental activities revenue.
- The City had \$33,452,742 in expenses related to governmental activities; \$9,888,115 of these expenses was offset by program specific charges for services, grants or contributions. The remaining expenses of the governmental activities were offset by general revenues (primarily miscellaneous revenues, property taxes, payment in lieu of taxes, income taxes and unrestricted grants and entitlements) of \$27,941,829.
- The general fund had revenues and other financing sources of \$29,126,847 in 2017. The expenditures and other financing uses of the general fund totaled \$28,718,383 in 2017. The net increase in fund balance for the general fund was \$408,464 or 2.73%.
- The TIF fund had revenues of \$740,917 in 2017. The expenditures and other financing uses of the TIF fund totaled \$461,609 in 2017. The net increase in fund balance for the TIF fund was \$279,308 or 13.72%.
- The signal improvement fund had revenues of \$4,568,394 in 2017. The expenditures of the signal improvement fund totaled \$4,568,394 in 2017. There was no change in the signal improvement's fund balance during 2017.
- In the general fund, the actual revenues and other financing sources of \$29,182,559 were lower than the final budget of \$30,765,060. Actual expenditures and other financing uses of \$29,912,320 were lower than the amount in the final budget of \$32,573,585. Budgeted revenues and other financing sources increased \$1,052,122 from the original to the final budget while budgeted expenditures and other financing uses increased \$2,532,695.

Using this Annual Financial Report

This annual report consists of a series of financial statements and notes to these statements. These statements are organized so the reader can understand the City as a financial whole, an entire operating entity. The statements then proceed to provide an increasingly detailed look at specific financial activities.

The statement of net position and statement of activities provide information about the activities of the City as a whole, presenting both an aggregate view of the City's finances and a longer-term view of those finances. Fund financial statements provide the next level of detail. For governmental funds, these statements tell how services were financed in the short-term as well as what remains for future spending. The fund financial statements also look at the City's most significant funds with all other nonmajor funds presented in total in one column.

**CITY OF WHITEHALL
FRANKLIN COUNTY, OHIO**

MANAGEMENT'S DISCUSSION AND ANALYSIS
FOR THE YEAR ENDED DECEMBER 31, 2017
(UNAUDITED)

Reporting the City as a Whole

Statement of Net Position and the Statement of Activities

While this document contains a large number of funds used by the City to provide programs and activities, the view of the City as a whole looks at all financial transactions and asks the question, "How did the City perform financially during 2017?" The statement of net position and the statement of activities answer this question. These statements include all assets, deferred outflows, liabilities, deferred inflows, revenues and expenses using the accrual basis of accounting similar to the accounting used by most private-sector companies. This basis of accounting will take into account all of the current year's revenues and expenses regardless of when cash is received or paid.

These two statements report the City's net position and changes in net position. This change in net position is important because it tells the reader that, for the City as a whole, the financial position of the City has improved or diminished. The causes of this change may be the result of many factors, some financial, some not. Non-financial factors include the City's property tax base, current property tax laws in Ohio restricting revenue growth, facility conditions, required community programs and other factors.

In the statement of net position and the statement of activities, the governmental activities include the City's programs and services, including police, fire and rescue, street maintenance, capital improvements and general administration. These services are funded primarily by property and municipal income taxes, payments in lieu of taxes, and intergovernmental revenues including federal and state grants and other shared revenues.

Reporting the City's Most Significant Funds

Fund Financial Statements

A fund is a grouping of related accounts that is used to maintain control over resources that have been segregated for specific activities or objectives. The City, like other state and local governments, uses fund accounting to ensure and demonstrate compliance with finance-related legal requirements. All of the funds of the City can be divided into two categories: governmental funds and fiduciary funds.

Fund financial reports provide detailed information about the City's major funds. The City uses many funds to account for a multitude of financial transactions. However, these fund financial statements focus on the City's most significant funds.

Governmental Funds

Governmental funds are used to account for essentially the same functions reported as governmental activities in the government-wide financial statements. However, unlike the government-wide financial statements, governmental fund financial statements focus on near-term inflows and outflows of spendable resources, as well as on balances of spendable resources available at the end of the fiscal year. Such information may be useful in evaluating a government's near-term financing requirements.

Because the focus of the governmental funds is narrower than that of the government-wide financial statements, it is useful to compare the information presented for governmental funds with similar information presented for governmental activities in the government-wide financial statements. By doing so, the readers may better understand the long-term impact of the government's near-term financing decisions. Both the governmental fund balance sheet and the governmental fund statement of revenues, expenditures, and changes in fund balances provide a reconciliation to facilitate this comparison between governmental funds and governmental activities.

**CITY OF WHITEHALL
FRANKLIN COUNTY, OHIO**

MANAGEMENT'S DISCUSSION AND ANALYSIS
FOR THE YEAR ENDED DECEMBER 31, 2017
(UNAUDITED)

The City maintains a multitude of individual governmental funds. The City has segregated these funds into major funds and nonmajor funds. The City's major governmental funds are the general fund, the TIF fund and the signal improvement fund. Information for major funds is presented separately in the governmental fund balance sheet and in the governmental statement of revenues, expenditures, and changes in fund balances. Data from the other governmental funds are combined into a single, aggregated presentation.

Fiduciary Funds

Fiduciary funds are used to account for resources held for the benefit of parties outside the City. Fiduciary funds are not reflected in the government-wide financial statement because the resources of those funds are not available to support the City's own programs. The accounting used for fiduciary funds is much like that used for proprietary funds. Agency funds are the City's only fiduciary fund type.

Notes to the Basic Financial Statements

The notes provide additional information that is essential to a full understanding of the data provided in the government-wide and fund financial statements.

Required Supplementary Information

In addition to the basic financial statements and accompanying notes, this report also presents certain required supplementary information concerning the City's net pension liability.

THIS SPACE INTENTIONALLY LEFT BLANK

**CITY OF WHITEHALL
FRANKLIN COUNTY, OHIO**

MANAGEMENT'S DISCUSSION AND ANALYSIS
FOR THE YEAR ENDED DECEMBER 31, 2017
(UNAUDITED)

Government-Wide Financial Analysis

The table below provides a summary of the City's assets, deferred inflows of resources, liabilities, deferred outflows of resources and net position at December 31, 2017 and 2016.

	Net Position	
	Governmental Activities 2017	Governmental Activities 2016
<u>Assets</u>		
Current and other assets	\$ 32,339,635	\$ 34,432,051
Capital assets	37,291,507	29,003,446
Total assets	<u>69,631,142</u>	<u>63,435,497</u>
<u>Deferred Outflows</u>	<u>8,607,439</u>	<u>9,549,462</u>
<u>Liabilities</u>		
Long-term liabilities outstanding	46,344,896	45,356,353
Other liabilities	1,570,579	1,776,225
Total liabilities	<u>47,915,475</u>	<u>47,132,578</u>
<u>Deferred Inflows</u>	<u>1,484,573</u>	<u>1,391,050</u>
<u>Net Position</u>		
Net investment in capital assets	31,981,835	24,806,999
Restricted	5,588,373	5,853,599
Unrestricted (deficit)	<u>(8,731,675)</u>	<u>(6,199,267)</u>
Total net position	<u>\$ 28,838,533</u>	<u>\$ 24,461,331</u>

During a prior year, the City adopted Governmental Accounting Standards Board (GASB) Statement 68, "Accounting and Financial Reporting for Pensions—an Amendment of GASB Statement 27" and GASB Statement 71, "Pension Transition for Contributions Made Subsequent to the Measurement Date - An Amendment of GASB Statement No. 68" which significantly revises accounting for pension costs and liabilities. For reasons discussed below, many end users of this financial statement will gain a clearer understanding of the City's actual financial condition by adding deferred inflows related to pension and the net pension liability to the reported net position and subtracting deferred outflows related to pension.

Governmental Accounting Standards Board standards are national and apply to all government financial reports prepared in accordance with generally accepted accounting principles. When accounting for pension costs, GASB 27 focused on a funding approach. This approach limited pension costs to contributions annually required by law, which may or may not be sufficient to fully fund each plan's *net pension liability*. GASB 68 takes an earnings approach to pension accounting; however, the nature of Ohio's statewide pension systems and state law governing those systems requires additional explanation in order to properly understand the information presented in these statements.

Under the new standards required by GASB 68, the net pension liability equals the City's proportionate share of each plan's collective:

1. Present value of estimated future pension benefits attributable to active and inactive employees' past service
2. Minus plan assets available to pay these benefits

**CITY OF WHITEHALL
FRANKLIN COUNTY, OHIO**

MANAGEMENT'S DISCUSSION AND ANALYSIS
FOR THE YEAR ENDED DECEMBER 31, 2017
(UNAUDITED)

GASB notes that pension obligations, whether funded or unfunded, are part of the "employment exchange" – that is, the employee is trading his or her labor in exchange for wages, benefits, and the promise of a future pension. GASB noted that the unfunded portion of this pension promise is a present obligation of the government, part of a bargained-for benefit to the employee, and should accordingly be reported by the government as a liability since they received the benefit of the exchange. However, the City is not responsible for certain key factors affecting the balance of this liability. In Ohio, the employee shares the obligation of funding pension benefits with the employer. Both employer and employee contribution rates are capped by State statute. A change in these caps requires action of both Houses of the General Assembly and approval of the Governor. Benefit provisions are also determined by State statute. The employee enters the employment exchange with the knowledge that the employer's promise is limited not by contract but by law. The employer enters the exchange also knowing that there is a specific, legal limit to its contribution to the pension system. In Ohio, there is no legal means to enforce the unfunded liability of the pension system *as against the public employer*. State law operates to mitigate/lessen the moral obligation of the public employer to the employee, because all parties enter the employment exchange with notice as to the law. The pension system is responsible for the administration of the plan.

Most long-term liabilities have set repayment schedules or, in the case of compensated absences (i.e. sick and vacation leave), are satisfied through paid time-off or termination payments. There is no repayment schedule for the net pension liability. As explained above, changes in pension benefits, contribution rates, and return on investments affect the balance of the net pension liability, but are outside the control of the local government. In the event that contributions, investment returns, and other changes are insufficient to keep up with required pension payments, State statute does not assign/identify the responsible party for the unfunded portion. Due to the unique nature of how the net pension liability is satisfied, this liability is separately identified within the long-term liability section of the statement of net position.

In accordance with GASB 68, the City's statements prepared on an accrual basis of accounting include an annual pension expense for their proportionate share of each plan's *change* in net pension liability not accounted for as deferred inflows/outflows.

Over time, net position can serve as a useful indicator of a government's financial position. At December 31, 2017, the City's assets and deferred outflows of resources exceeded liabilities and deferred inflows of resources by \$28,838,533.

Capital assets reported on the government-wide statements represent the largest portion of the City's net position. At year-end, capital assets represented 53.56% of total assets. Capital assets include land, construction in progress, land improvements, buildings and improvements, equipment, vehicles and infrastructure. The net investment in capital assets at December 31, 2017, was \$31,981,835 in the governmental activities. These capital assets are used to provide services to citizens and are not available for future spending.

Although the City's investment in capital assets is reported net of related debt, it should be noted that the resources to repay the debt must be provided from other sources, since capital assets may not be used to liquidate these liabilities.

A portion of the City's net position, \$5,588,373, represents resources that are subject to external restriction on how they may be used. In the governmental activities, the remaining balance is a deficit unrestricted net position of (\$8,731,675).

**CITY OF WHITEHALL
FRANKLIN COUNTY, OHIO**

**MANAGEMENT'S DISCUSSION AND ANALYSIS
FOR THE YEAR ENDED DECEMBER 31, 2017
(UNAUDITED)**

The following table shows the changes in net position for 2017 and 2016.

	Change in Net Position	
	Governmental Activities	Governmental Activities
	<u>2017</u>	<u>2016</u>
Revenues		
Program revenues:		
Charges for services	\$ 1,851,614	\$ 1,874,437
Operating grants and contributions	1,049,348	2,610,807
Capital grants and contributions	6,987,153	828,255
Total program revenues	<u>9,888,115</u>	<u>5,313,499</u>
General revenues:		
Municipal income taxes	24,785,718	24,838,215
Property taxes	284,189	301,288
Lodging taxes	72,306	67,934
Payments in lieu of taxes	740,917	661,502
Unrestricted grants and entitlements	887,039	745,623
Investment earnings	116,696	57,224
Miscellaneous	1,054,964	593,145
Total general revenues	<u>27,941,829</u>	<u>27,264,931</u>
Total revenues	<u>37,829,944</u>	<u>32,578,430</u>

**CITY OF WHITEHALL
FRANKLIN COUNTY, OHIO**

**MANAGEMENT'S DISCUSSION AND ANALYSIS
FOR THE YEAR ENDED DECEMBER 31, 2017
(UNAUDITED)**

	Change in Net Position	
	Governmental Activities 2017	Governmental Activities 2016
Expenses		
General government	\$ 10,697,855	\$ 9,298,376
Security of persons and property	16,027,337	15,289,561
Public health and welfare	160,380	149,231
Transportation	3,310,323	3,106,746
Community environment	32,815	31,752
Leisure time activity	971,036	786,491
Economic development	333,154	747,485
Utility services	1,646,973	1,347,178
Interest and fiscal charges	272,869	269,024
	<hr/>	<hr/>
Total expenses	33,452,742	31,025,844
	<hr/>	<hr/>
Change in net position	4,377,202	1,552,586
	<hr/>	<hr/>
Net position at beginning of year	24,461,331	22,908,745
	<hr/>	<hr/>
Net position at end of year	\$ 28,838,533	\$ 24,461,331
	<hr/> <hr/>	<hr/> <hr/>

Governmental Activities

Security of persons and property, which primarily supports the operations of the police and fire departments accounted for \$16,027,337 of the total expenses of the City. These expenses were partially funded by \$751,248 in direct charges to users of the services and \$157,746 in operating grants and contributions. Transportation expenses totaled \$3,310,323. Transportation expenses were primarily funded by \$144,081 in direct charges to users of the services, \$890,102 in operating grants and contributions and \$6,987,153 in capital grants and contributions.

During 2017, the local state and federal government contributed to the City a total of \$8,036,501 in operating grants and contributions and capital grants and contributions. These revenues are restricted to a particular program or purpose. Of the total operating grants and contributions, \$890,102 subsidized transportation programs, \$157,746 subsidized security of persons and property programs and \$1,500 subsidized leisure time activity. The City received \$6,987,153 in capital grants and contributions which includes funds from OPWC for road projects.

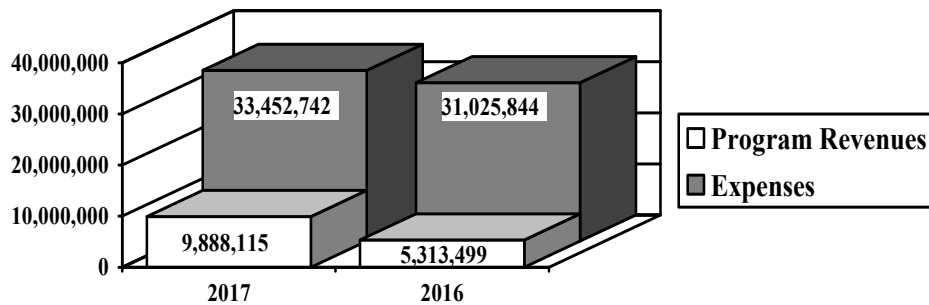
General revenues totaled \$27,941,829 and amounted to 73.86% of total governmental revenues in 2017. These revenues primarily consist of property and municipal income tax revenue of \$25,069,907. The other primary source of general revenues is payments in lieu of taxes, making up \$740,917.

**CITY OF WHITEHALL
FRANKLIN COUNTY, OHIO**

MANAGEMENT'S DISCUSSION AND ANALYSIS
FOR THE YEAR ENDED DECEMBER 31, 2017
(UNAUDITED)

The statement of activities shows the cost of program services and the charges for services and grants offsetting those services. The following table shows, for governmental activities, the total cost of services and the net cost of services. That is, it identifies the cost of these services supported by tax revenue and unrestricted State grants and entitlements. As can be seen in the graph below, the City is highly dependent upon property and municipal income taxes as well as miscellaneous revenues.

Governmental Activities - Program Revenues vs. Total Expenses



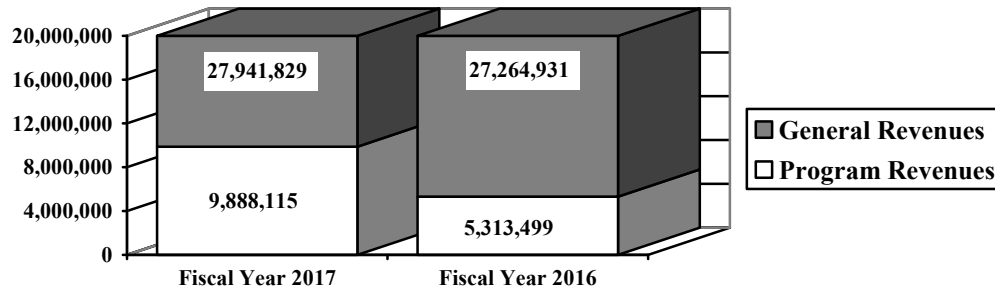
	Governmental Activities			
	2017		2016	
	Total Cost of Services	Net Cost of Services	Total Cost of Services	Net Cost of Services
Program Expenses:				
General government	\$ 10,697,855	\$ 9,869,195	\$ 9,298,376	\$ 8,485,685
Security of persons and property	16,027,337	15,118,343	15,289,561	12,717,054
Public health and welfare	160,380	160,380	149,231	149,231
Transportation	3,310,323	(4,711,013)	3,106,746	1,313,600
Community environment	32,815	32,815	31,752	31,752
Leisure time activity	971,036	841,911	786,491	651,336
Economic development	333,154	333,154	747,485	747,485
Utility services	1,646,973	1,646,973	1,347,178	1,347,178
Interest and fiscal charges	272,869	272,869	269,024	269,024
Total	\$ 33,452,742	\$ 23,564,627	\$ 31,025,844	\$ 25,712,345

The dependence upon general revenues for governmental activities is apparent, with 70.44% of expenses supported through taxes and other general revenues for 2017.

**CITY OF WHITEHALL
FRANKLIN COUNTY, OHIO**

MANAGEMENT'S DISCUSSION AND ANALYSIS
FOR THE YEAR ENDED DECEMBER 31, 2017
(UNAUDITED)

Governmental Activities - General and Program Revenues



Financial Analysis of the Government's Funds

As noted earlier, the City uses fund accounting to ensure and demonstrate compliance with finance-related legal requirements.

Governmental Funds

The focus of the City's governmental funds is to provide information on near-term inflows, outflows, and balances of spendable resources. Such information is useful in assessing the City's financing requirements. In particular, unassigned fund balance may serve as a useful measure of the City's net resources available for spending at year-end.

The City's governmental funds reported a combined fund balance of \$26,953,065 which is \$1,314,611 lower than last year's total of \$28,267,676. The schedule below indicates the fund balances and the total change in fund balances as of December 31, 2017 and December 31, 2016 for all major and nonmajor governmental funds.

	Fund Balances 12/31/17	Fund Balances 12/31/16	Change
Major funds:			
General	\$ 15,376,729	\$ 14,968,265	\$ 408,464
TIF	2,315,048	2,035,740	279,308
Signal improvement	10,438	10,438	-
Other nonmajor governmental funds	9,250,850	11,253,233	(2,002,383)
Total	\$ 26,953,065	\$ 28,267,676	\$ (1,314,611)

**CITY OF WHITEHALL
FRANKLIN COUNTY, OHIO**

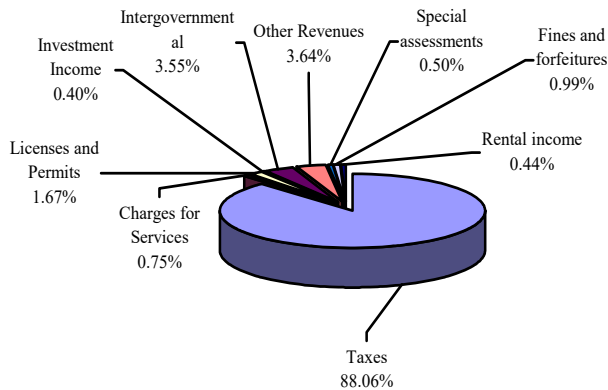
MANAGEMENT'S DISCUSSION AND ANALYSIS
FOR THE YEAR ENDED DECEMBER 31, 2017
(UNAUDITED)

General Fund

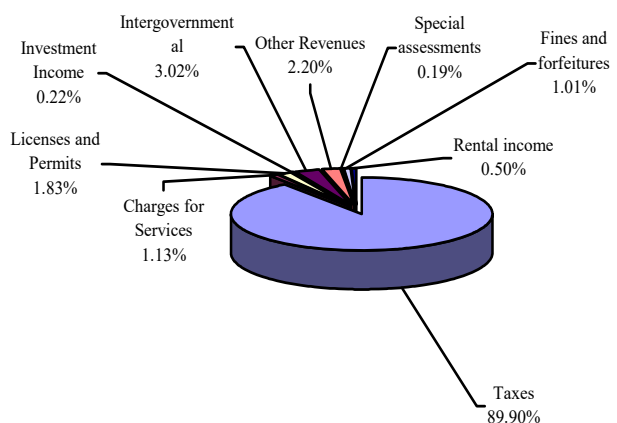
The City's general fund balance increased \$1,902,462. The table that follows assists in illustrating the revenues of the general fund. Tax revenues increased slightly. Income tax receipts fluctuated based on an increase in revenues received during the current year and based on estimated receivables at year end. The charges for services decreased due to a decrease in receipts relating to EMS services provided, accident reports/damage collections and a decrease in receipts related to miscellaneous services provided. Revenues related to licenses and permits decreased mainly due to a decrease in revenues related to building permits. Revenues related to fines and forfeitures increased due to an increase in mayor's court costs and fines. Intergovernmental revenue increased due to an increase in revenues received from the State and from Franklin County. Special assessment revenues increased due to an increase in special assessments to property owners during the year. Investment income increased due to an increase in the interest received on investments. Rental income decreased due to a decrease in income received from the city owned facilities. Other revenues increased due to an increase in various rebates and refunds.

	2017 Amount	2016 Amount	Amount Increase (Decrease)	Percentage Increase (Decrease)
Revenues				
Taxes	\$ 25,559,906	\$ 24,382,485	\$ 1,177,421	4.83 %
Charges for services	217,947	305,366	(87,419)	(28.63) %
Licenses and permits	483,909	496,586	(12,677)	(2.55) %
Fines and forfeitures	286,928	274,216	12,712	4.64 %
Intergovernmental	1,030,994	817,879	213,115	26.06 %
Special assessments	144,081	52,433	91,648	174.79 %
Investment income	115,833	60,406	55,427	91.76 %
Rental income	127,625	135,155	(7,530)	(5.57) %
Other	1,055,464	595,699	459,765	77.18 %
Total	\$ 29,022,687	\$ 27,120,225	\$ 1,902,462	7.01 %

Revenues - 2017



Revenues - 2016



**CITY OF WHITEHALL
FRANKLIN COUNTY, OHIO**

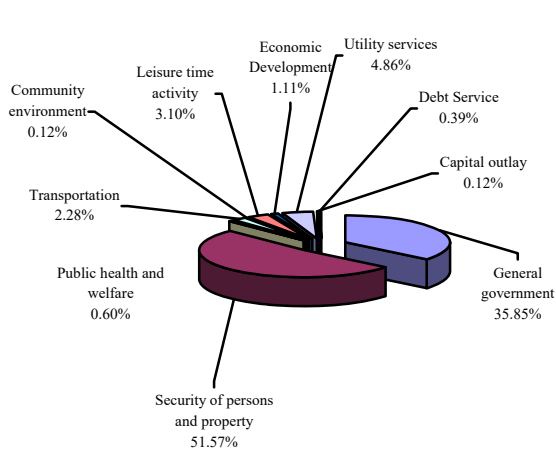
**MANAGEMENT'S DISCUSSION AND ANALYSIS
FOR THE YEAR ENDED DECEMBER 31, 2017
(UNAUDITED)**

The table that follows assists in illustrating the expenditures of the General Fund.

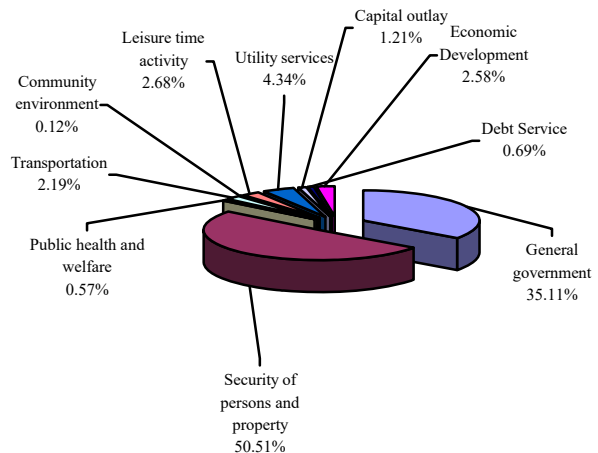
<u>Expenditures</u>	<u>2017 Amount</u>	<u>2016 Amount</u>	<u>Amount Increase (Decrease)</u>	<u>Percentage Increase (Decrease)</u>
General government	\$ 9,123,731	\$ 8,957,838	\$ 165,893	1.85 %
Security of persons and property	13,125,873	12,886,587	239,286	1.86 %
Public health and welfare	153,439	145,736	7,703	5.29 %
Transportation	579,651	557,058	22,593	4.06 %
Community environment	31,298	31,262	36	0.12 %
Leisure time activity	790,003	684,967	105,036	15.33 %
Economic development	283,540	658,624	(375,084)	(56.95) %
Utility services	1,237,158	1,106,730	130,428	11.78 %
Capital outlay	29,496	307,893	(278,397)	(90.42) %
Debt service	100,000	175,000	(75,000)	(42.86) %
Total	\$ 25,454,189	\$ 25,511,695	\$ (57,506)	(0.23) %

The most significant increase was in the area of general government and can be attributed primarily to an increase in expenses related to the mayor's department. The increase in security of persons and property expenditures can be attributed to an increase in police and fire expenditures. The increase in leisure time activity can be attributed to an increase in park and recreation expenditures. The decrease in economic development expenditures is due to a decrease in expenditures related to economic incentives and economic planning. Capital outlay expenditures decreased due to a decrease in property acquisitions. All other current year expenses were comparable to the prior year.

Expenditures - 2017



Expenditures - 2016



**CITY OF WHITEHALL
FRANKLIN COUNTY, OHIO**

MANAGEMENT'S DISCUSSION AND ANALYSIS
FOR THE YEAR ENDED DECEMBER 31, 2017
(UNAUDITED)

TIF Fund

The City's TIF fund had revenues of \$740,917 in 2017. The expenditures and other financing uses of the TIF fund totaled \$461,609 in 2017. The net increase in fund balance for the TIF fund was \$279,308 or 13.72%.

Signal Improvement Fund

The signal improvement fund had revenues of \$4,568,394 in 2017. The expenditures of the signal improvement fund totaled \$4,568,394 in 2017. There was no change in the signal improvement's fund balance during 2017.

Budgeting Highlights

The City's budgeting process is prescribed by the Ohio Revised Code (ORC). Essentially the budget is the City's appropriations which are restricted by the amounts of anticipated revenues certified by the Budget Commission in accordance with the ORC. Therefore, the City's plans or desires cannot be totally reflected in the original budget. If budgeted revenues are adjusted due to actual activity then the appropriations can be adjusted accordingly.

Budgetary information is presented for the General Fund. The actual revenues and other financing sources of \$29,182,559 were lower than the final budget of \$30,765,060. Actual expenditures and other financing uses of \$29,912,320 were lower than the amount in the final budget of \$32,573,585. Budgeted revenues and other financing sources increased \$1,052,122 from the original to the final budget while budgeted expenditures and other financing uses increased \$2,532,695.

Capital Assets and Debt Administration

Capital Assets

At the end of fiscal year 2017, the City had \$37,291,507 (net of accumulated depreciation) invested in land, construction in progress, land improvements, buildings and improvements, equipment, vehicles and infrastructure, which is an increase of \$8,288,061 from prior year primarily due to the City's ongoing road improvement projects.

The following table shows fiscal 2017 balances compared to 2016:

**Capital Assets at December 31
(Net of Depreciation)**

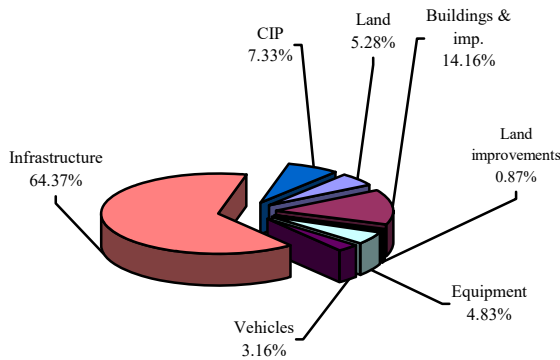
	Governmental Activities	
	2017	2016
Land	\$ 1,970,582	\$ 1,970,582
Land improvements	323,227	340,676
Buildings and improvements	5,282,036	3,868,108
Equipment	1,799,650	647,772
Vehicles	1,176,802	1,274,234
Infrastructure	24,005,509	17,391,013
Construction in progress	2,733,701	3,511,061
Totals	\$ 37,291,507	\$ 29,003,446

**CITY OF WHITEHALL
FRANKLIN COUNTY, OHIO**

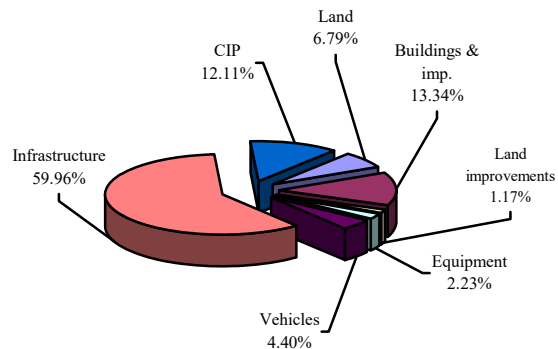
MANAGEMENT'S DISCUSSION AND ANALYSIS
FOR THE YEAR ENDED DECEMBER 31, 2017
(UNAUDITED)

The following graphs show the breakdown of governmental capital assets by category for 2017 and 2016.

**Capital Assets - Governmental Activities
2017**



**Capital Assets - Governmental Activities
2016**



The City's largest capital asset category is infrastructure. The net book value of the City's infrastructure (cost less accumulated depreciation) represents approximately 64.37% of the City's total governmental capital assets. See Note 10 to the basic financial statements for detail on capital assets.

Debt Administration

The City had the following long-term obligations in outstanding at December 31, 2017 and 2016:

	<u>Governmental Activities</u>	
	<u>2017</u>	<u>2016</u>
General obligation bonds	\$ 3,540,000	\$ 3,915,000
Real estate purchase contract	300,000	400,000
OPWC loans	1,055,848	703,028
Revenue bonds	3,865,000	4,100,000
FCIB loan	492,944	550,000
Lease agreement	1,576,947	1,631,772
Capital lease obligation	61,332	86,313
Total long-term debt obligations	<u>\$ 10,892,071</u>	<u>\$ 11,386,113</u>

See Note 12 to the basic financial statements for detail on long-term obligations.

**CITY OF WHITEHALL
FRANKLIN COUNTY, OHIO**

**MANAGEMENT'S DISCUSSION AND ANALYSIS
FOR THE YEAR ENDED DECEMBER 31, 2017
(UNAUDITED)**

Economic Conditions and Next Year's General Fund Budget Outlook

The City of Whitehall remains strong financially. The City of Whitehall's systems of budgeting and internal controls are well regarded and the City is well prepared to meet the challenges of the future.

The City's elected and appointed officials considered many factors when setting the fiscal year 2018 budget. Most revenues are influenced by the economy. The City income tax revenue forecast, particularly, is highly influenced by economic conditions. The primary objective for the 2018 budget was to cut costs while continuing to improve service delivery to our constituents.

When considering the economic health of the City, the unassigned fund balance serves as a useful indicator of the City's net resources available for spending at year-end. At the end of 2017, the City's general fund unencumbered fund balance increased from the previous year due to economic growth.

The use of telework agreements continues to grow and has increased the amount of income tax refunds the City has had to pay out. The administration should strongly consider the effect of downward pressures on future revenue and the impact it has upon maintaining current citywide services to residents and taxpayers. In order to achieve this, administration must be committed to maintaining comprehensive efforts to reduce costs and maximize efficiency.

In order to meet the challenges of 2018, a strong and balanced commitment to cost containment and continued revenue enhancement in respect to the general fund is essential. The City's financial position will remain stable only if thorough and conservative financial management is practiced while aggressively seeking new development opportunities and other sources of revenue.

Contacting the City's Financial Management

This financial report is designed to provide our citizens, taxpayers, and investors and creditors with a general overview of the City's finances and to show the City's accountability for the money it receives. If you have questions about this report or need additional financial information, contact Mr. Dan Miller, City Auditor, City of Whitehall, 360 S. Yearling Road, Whitehall, Ohio 43213.

**BASIC
FINANCIAL STATEMENTS**

**CITY OF WHITEHALL
FRANKLIN COUNTY, OHIO**

STATEMENT OF NET POSITION
DECEMBER 31, 2017

	Governmental Activities
Assets:	
Equity in pooled cash and investments	\$ 20,070,953
Cash with fiscal and escrow agents	342,064
Receivables (net of allowances for uncollectibles):	
Income taxes	3,762,389
Property and other taxes	335,636
Payments in lieu of taxes	1,079,831
Accounts	453,824
Special assessments	237,345
Accrued interest	8,466
Due from other governments	722,651
Prepayments	342,913
Materials and supplies inventory	283,492
Assets held for resale	4,700,000
Net pension asset	71
Capital assets:	
Land and construction in progress	4,704,283
Depreciable capital assets, net	32,587,224
Total capital assets, net	37,291,507
Total assets	69,631,142
Deferred outflows of resources:	
Pension Ohio police and fire	5,258,366
Pension OPERS	3,349,073
Total deferred outflows of resources	8,607,439
Liabilities:	
Accounts payable	914,584
Contracts payable	8,070
Accrued wages and benefits payable	258,416
Due to other governments	234,624
Accrued interest payable	24,799
Claims payable	130,086
Long-term liabilities:	
Due within one year	1,849,308
Net pension liability	33,523,791
Other amounts due in more than one year	10,971,797
Total liabilities	47,915,475
Deferred inflows of resources:	
Property taxes levied for the next fiscal year	299,663
Payments in lieu of taxes levied for the next fiscal year	1,079,831
Pension Ohio police and fire	59,597
Pension OPERS	45,482
Total deferred inflows of resources	1,484,573
Net position:	
Net investment in capital assets	31,981,835
Restricted for:	
Debt service	16,146
Capital projects	3,962
Street maintenance and repair	3,211,364
Economic development	113,517
Community development	145,682
Human services programs	2,097,702
Unrestricted (deficit)	(8,731,675)
Total net position	\$ 28,838,533

SEE ACCOMPANYING NOTES TO THE BASIC FINANCIAL STATEMENTS

**CITY OF WHITEHALL
FRANKLIN COUNTY, OHIO**

STATEMENT OF ACTIVITIES
FOR THE YEAR ENDED DECEMBER 31, 2017

	<u>Expenses</u>	<u>Program Revenues</u>			<u>Net (Expense)</u>
		<u>Charges for Services and Sales</u>	<u>Operating Grants and Contributions</u>	<u>Capital Grants and Contributions</u>	<u>Revenue and Changes in Net Position</u>
					<u>Governmental Activities</u>
Governmental activities:					
Current:					
General government	\$ 10,697,855	\$ 828,660	\$ -	\$ -	\$ (9,869,195)
Security of persons and property . .	16,027,337	751,248	157,746	-	(15,118,343)
Public health and welfare	160,380	-	-	-	(160,380)
Transportation	3,310,323	144,081	890,102	6,987,153	4,711,013
Community environment	32,815	-	-	-	(32,815)
Leisure time activity	971,036	127,625	1,500	-	(841,911)
Economic development	333,154	-	-	-	(333,154)
Utility services	1,646,973	-	-	-	(1,646,973)
Interest and fiscal charges	272,869	-	-	-	(272,869)
Total governmental activities	<u>\$ 33,452,742</u>	<u>\$ 1,851,614</u>	<u>\$ 1,049,348</u>	<u>\$ 6,987,153</u>	<u>(23,564,627)</u>
General revenues:					
Property taxes levied for:					
General purposes					284,189
Municipal income taxes levied for:					
General purposes					24,785,718
Lodging taxes levied for:					
Special revenue					72,306
Payments in lieu of taxes					740,917
Grants and entitlements not restricted					
to specific programs					887,039
Investment earnings					116,696
Miscellaneous					1,054,964
Total general revenues					<u>27,941,829</u>
Change in net position					4,377,202
Net position at beginning of year					<u>24,461,331</u>
Net position at end of year					<u>\$ 28,838,533</u>

SEE ACCOMPANYING NOTES TO THE BASIC FINANCIAL STATEMENTS

**CITY OF WHITEHALL
FRANKLIN COUNTY, OHIO**

BALANCE SHEET
GOVERNMENTAL FUNDS
DECEMBER 31, 2017

	<u>General</u>	<u>TIF Fund</u>	<u>Signal Improvement Fund</u>	<u>Nonmajor Governmental Funds</u>	<u>Total Governmental Funds</u>
Assets:					
Equity in pooled cash and investments	\$ 8,975,577	\$ 2,315,048	\$ 10,438	\$ 8,769,890	\$ 20,070,953
Cash with fiscal and escrow agents.	-	-	-	34,288	34,288
Receivables (net of allowance for uncollectibles):					
Municipal income taxes.	3,762,389	-	-	-	3,762,389
Property and other taxes	330,782	-	-	4,854	335,636
Payments in lieu of taxes	-	1,079,831	-	-	1,079,831
Accounts.	143,442	-	-	310,382	453,824
Interfund loans.	-	-	-	40,000	40,000
Accrued interest	8,447	-	-	19	8,466
Special assessments	237,345	-	-	-	237,345
Due from other governments.	355,889	-	-	366,762	722,651
Prepayments	342,913	-	-	-	342,913
Materials and supplies inventory.	83,336	-	-	200,156	283,492
Assets held for resale	4,675,000	-	-	25,000	4,700,000
Restricted assets:					
Cash with fiscal and escrow agent.	-	-	-	307,776	307,776
Total assets	<u>\$ 18,915,120</u>	<u>\$ 3,394,879</u>	<u>\$ 10,438</u>	<u>\$ 10,059,127</u>	<u>\$ 32,379,564</u>
Liabilities:					
Accounts payable.	\$ 565,530	\$ -	\$ -	\$ 349,054	\$ 914,584
Contracts payable.	-	-	-	8,070	8,070
Accrued wages and benefits payable	255,845	-	-	2,571	258,416
Compensated absences payable	84,253	-	-	-	84,253
Interfund loans payable.	-	-	-	40,000	40,000
Due to other governments	227,284	-	-	7,340	234,624
Claims payable	130,086	-	-	-	130,086
Total liabilities	<u>1,262,998</u>	<u>-</u>	<u>-</u>	<u>407,035</u>	<u>1,670,033</u>
Deferred inflows of resources:					
Property taxes levied for the next fiscal year.	299,663	-	-	-	299,663
Payments in lieu of taxes levied for the next fiscal year.	-	1,079,831	-	-	1,079,831
Delinquent property tax revenue not available.	31,119	-	-	-	31,119
Accrued interest not available	4,169	-	-	-	4,169
Special assessments revenue not available.	219,685	-	-	-	219,685
Miscellaneous revenue not available.	43,015	-	-	172,061	215,076
Municipal income tax revenue not available	1,447,106	-	-	-	1,447,106
Intergovernmental revenue not available	230,636	-	-	229,181	459,817
Total deferred inflows of resources	<u>2,275,393</u>	<u>1,079,831</u>	<u>-</u>	<u>401,242</u>	<u>3,756,466</u>
Fund balances:					
Nonspendable	5,103,277	-	-	225,156	5,328,433
Restricted.	-	2,315,048	10,438	4,112,168	6,437,654
Committed	876,942	-	-	4,872,581	5,749,523
Assigned	1,273,529	-	-	40,945	1,314,474
Unassigned	8,122,981	-	-	-	8,122,981
Total fund balances.	<u>15,376,729</u>	<u>2,315,048</u>	<u>10,438</u>	<u>9,250,850</u>	<u>26,953,065</u>
Total liabilities, deferred inflows of resources and fund balances	<u>\$ 18,915,120</u>	<u>\$ 3,394,879</u>	<u>\$ 10,438</u>	<u>\$ 10,059,127</u>	<u>\$ 32,379,564</u>

SEE ACCOMPANYING NOTES TO THE BASIC FINANCIAL STATEMENTS

**CITY OF WHITEHALL
FRANKLIN COUNTY, OHIO**

RECONCILIATION OF TOTAL GOVERNMENTAL FUND BALANCES TO
NET POSITION OF GOVERNMENTAL ACTIVITIES
DECEMBER 31, 2017

Total governmental fund balances	\$	26,953,065
<i>Amounts reported for governmental activities on the statement of net position are different because:</i>		
Capital assets used in governmental activities are not financial resources and therefore are not reported in the funds.		37,291,507
Other long-term assets are not available to pay for current period expenditures and therefore are deferred inflows in the funds.		
Municipal income taxes receivable	\$ 1,447,106	
Delinquent property taxes receivable	31,119	
Accounts receivable	215,076	
Accrued interest receivable	4,169	
Special assessments receivable	219,685	
Intergovernmental receivable	459,817	
Total	2,376,972	2,376,972
On the statement of net position, interest is accrued on outstanding bonds, whereas in funds, interest is accrued when due.		(24,799)
Long-term liabilities are not due and payable in the current period and therefore are not reported in the funds. The long-term liabilities are as follows:		
General obligation bonds payable	(3,540,000)	
Revenue bonds payable	(3,865,000)	
Real estate purchase contract	(300,000)	
OPWC loan	(1,055,848)	
FCIB loan	(492,944)	
Lease purchase agreement payable	(1,576,947)	
Capital lease obligations payable	(61,332)	
Compensated absences payable	(1,844,781)	
Total	(12,736,852)	(12,736,852)
The net pension asset is not available to pay for current period expenditures; therefore, the asset is not reported in the governmental funds.		71
The net pension liability is not due and payable in the current period, therefore, the liability and related deferred inflows are not reported in governmental funds.		
Deferred outflows of resources	8,607,439	
Deferred inflows of resources	(105,079)	
Net pension liability	(33,523,791)	
Total	(25,021,431)	(25,021,431)
Net position of governmental activities	\$	28,838,533

SEE ACCOMPANYING NOTES TO THE BASIC FINANCIAL STATEMENTS

**CITY OF WHITEHALL
FRANKLIN COUNTY, OHIO**

STATEMENT OF REVENUES, EXPENDITURES AND CHANGES IN FUND BALANCES
GOVERNMENTAL FUNDS
FOR THE YEAR ENDED DECEMBER 31, 2017

	General	TIF Fund	Signal Improvement Fund	Nonmajor Governmental Funds	Total Governmental Funds
Revenues:					
Municipal income taxes	\$ 25,252,129	\$ -	\$ -	\$ -	\$ 25,252,129
Property and other taxes	307,777	-	-	72,306	380,083
Payments in lieu of taxes	-	740,917	-	-	740,917
Charges for services	217,947	-	-	616,508	834,455
Licenses and permits	483,909	-	-	-	483,909
Fines and forfeitures	286,928	-	-	49,088	336,016
Intergovernmental	1,030,994	-	4,568,394	3,410,180	9,009,568
Special assessments	144,081	-	-	-	144,081
Investment income	115,833	-	-	511	116,344
Rental income	127,625	-	-	-	127,625
Contributions and donations	500	-	-	25,000	25,500
Other	1,054,964	-	-	53,859	1,108,823
Total revenues	29,022,687	740,917	4,568,394	4,227,452	38,559,450
Expenditures:					
Current:					
General government	9,123,731	-	-	39,441	9,163,172
Security of persons and property	13,125,873	-	-	563,597	13,689,470
Public health and welfare	153,439	-	-	-	153,439
Transportation	579,651	98,811	-	986,549	1,665,011
Community environment	31,298	-	-	-	31,298
Leisure time activity	790,003	-	-	1,109	791,112
Economic development	283,540	-	-	49,614	333,154
Utility services	1,237,158	-	-	409,815	1,646,973
Capital outlay	29,496	-	4,568,394	7,060,396	11,658,286
Debt service:					
Principal retirement	100,000	-	-	764,438	864,438
Interest and fiscal charges	-	-	-	278,345	278,345
Total expenditures	25,454,189	98,811	4,568,394	10,153,304	40,274,698
Excess (deficiency) of revenues over (under) expenditures	3,568,498	642,106	-	(5,925,852)	(1,715,248)
Other financing sources (uses):					
Sale of capital assets	30,241	-	-	-	30,241
Transfers in	5,370	-	-	3,640,828	3,646,198
Transfers (out)	(3,264,194)	(362,798)	-	(19,206)	(3,646,198)
Loan issuance	68,549	-	-	301,847	370,396
Total other financing sources (uses)	(3,160,034)	(362,798)	-	3,923,469	400,637
Net change in fund balances	408,464	279,308	-	(2,002,383)	(1,314,611)
Fund balances at beginning of year	14,968,265	2,035,740	10,438	11,253,233	28,267,676
Fund balances at end of year	\$ 15,376,729	\$ 2,315,048	\$ 10,438	\$ 9,250,850	\$ 26,953,065

SEE ACCOMPANYING NOTES TO THE BASIC FINANCIAL STATEMENTS

**CITY OF WHITEHALL
FRANKLIN COUNTY, OHIO**

RECONCILIATION OF THE STATEMENT OF REVENUES, EXPENDITURES AND CHANGES
IN FUND BALANCES OF GOVERNMENTAL FUNDS TO THE STATEMENT OF ACTIVITIES
FOR THE YEAR ENDED DECEMBER 31, 2017

Net change in fund balances - total governmental funds \$ (1,314,611)

Amounts reported for governmental activities in the statement of activities are different because:

Governmental funds report capital outlays as expenditures. However, in the statement of activities the cost of those assets is allocated over their estimated useful lives as depreciation expense. This is the amount by which capital outlay exceeded depreciation expense in the current period.

Capital asset additions	\$ 10,477,620	
Current year depreciation	(2,054,043)	
Total		8,423,577

Governmental funds only report the disposal of capital assets to the extent proceeds are received from the sale. In the statement of activities, a gain or loss is reported for each disposal. (135,516)

Revenues in the statement of activities that do not provide current financial resources are not reported as revenues in the funds.

Municipal income taxes	(466,411)	
Delinquent property taxes	(23,588)	
Accounts	(74,472)	
Accrued interest	863	
Special assessments	(62,073)	
Intergovernmental	(103,825)	
Total		(729,506)

Repayment of bond, loan, capital lease, and lease-purchase principal is an expenditure in the governmental funds, but the repayment reduces long-term long-term liabilities on the statement of net position. 864,438

Issuance of loan transactions are recognized as an other financing source in the funds, however, in the statement of activities, they are not reported as revenues as they increase liabilities on the statement of net position. (370,396)

In the statement of activities, interest is accrued on outstanding bonds, whereas in governmental funds, an interest expenditure is reported when due. The following items contributed to more interest being reported in the statement of activities:

Decrease in accrued interest payable	10,046	
Amortization of bond premium	679	
Amortization of deferred charges on debt refundings	(5,249)	
Total		5,476

Contractually required pension contributions are reported as expenditures in governmental funds; however, the statement of net position reports these amounts as deferred outflows. 2,938,535

Except for amounts reported as deferred inflows/outflows, changes in the net pension asset/liability are reported as pension expense in the statement of activities. (5,106,226)

Some expenses reported in the statement of activities, such as compensated absences, do not require the use of current financial resources and therefore are not reported as expenditures in governmental funds. (198,569)

Change in net position of governmental activities \$ 4,377,202

SEE ACCOMPANYING NOTES TO THE BASIC FINANCIAL STATEMENTS

**CITY OF WHITEHALL
FRANKLIN COUNTY, OHIO**

STATEMENT OF REVENUES, EXPENDITURES AND CHANGES IN
FUND BALANCE - BUDGET AND ACTUAL (NON-GAAP BUDGETARY BASIS)
GENERAL FUND
FOR THE YEAR ENDED DECEMBER 31, 2017

	<u>Budgeted Amounts</u>		<u>Actual</u>	<u>Variance with Final Budget Positive (Negative)</u>
	<u>Original</u>	<u>Final</u>		
Revenues:				
Income taxes	\$ 25,835,187	\$ 26,750,000	\$ 25,263,585	\$ (1,486,415)
Property and other taxes	297,251	307,777	307,777	-
Charges for services	237,907	246,331	214,066	(32,265)
Licenses and permits	515,575	533,831	487,985	(45,846)
Fines and forfeitures	294,155	304,571	302,571	(2,000)
Intergovernmental	1,040,898	1,077,756	1,031,601	(46,155)
Special assessments	122,098	126,421	126,421	-
Investment income	90,902	94,121	119,730	25,609
Rental income	127,544	132,060	127,625	(4,435)
Contributions and donations	483	500	500	-
Other	1,048,199	1,085,315	1,094,228	8,913
Total revenues	<u>29,610,199</u>	<u>30,658,683</u>	<u>29,076,089</u>	<u>(1,582,594)</u>
Expenditures:				
Current:				
General government	9,644,385	9,502,799	8,989,769	513,030
Security of persons and property	13,824,222	14,038,693	13,539,463	499,230
Public health and welfare	155,795	155,700	153,557	2,143
Transportation	568,596	563,571	521,221	42,350
Community environment	28,200	31,381	28,329	3,052
Leisure time activity	923,643	1,208,658	1,207,297	1,361
Utility services	1,062,140	1,365,786	1,312,506	53,280
Capital outlay	163,531	1,151,143	113,031	1,038,112
Debt service:				
Principal retirement	100,000	100,000	100,000	-
Total expenditures	<u>26,470,512</u>	<u>28,117,731</u>	<u>25,965,173</u>	<u>2,152,558</u>
Excess (deficiency) of revenues over (under) expenditures	<u>3,139,687</u>	<u>2,540,952</u>	<u>3,110,916</u>	<u>569,964</u>
Other financing sources (uses):				
Sale of capital assets	29,207	30,241	30,241	-
Advances out	(25,000)	(25,000)	-	25,000
Transfers in	7,417	7,680	7,680	-
Transfers out	(3,545,378)	(4,430,854)	(3,947,147)	483,707
Loan issuance	66,115	68,456	68,549	93
Total other financing sources (uses)	<u>(3,467,639)</u>	<u>(4,349,477)</u>	<u>(3,840,677)</u>	<u>508,800</u>
Net change in fund balance	(327,952)	(1,808,525)	(729,761)	1,078,764
Fund balance at beginning of year	6,491,249	6,491,249	6,491,249	-
Prior year encumbrances appropriated	745,180	745,180	745,180	-
Fund balance at end of year	<u>\$ 6,908,477</u>	<u>\$ 5,427,904</u>	<u>\$ 6,506,668</u>	<u>\$ 1,078,764</u>

SEE ACCOMPANYING NOTES TO THE BASIC FINANCIAL STATEMENTS

**CITY OF WHITEHALL
FRANKLIN COUNTY, OHIO**

STATEMENT OF REVENUES, EXPENDITURES AND CHANGES IN
FUND BALANCE - BUDGET AND ACTUAL (NON-GAAP BUDGETARY BASIS)
TIF FUND
FOR THE YEAR ENDED DECEMBER 31, 2017

	<u>Budgeted Amounts</u>		<u>Actual</u>	<u>Variance with Final Budget Positive (Negative)</u>
	<u>Original</u>	<u>Final</u>		
Revenues:				
Payments in lieu of taxes	\$ -	\$ 740,917	\$ 740,917	\$ -
Total revenues	<u>-</u>	<u>740,917</u>	<u>740,917</u>	<u>-</u>
Expenditures:				
Transportation	99,323	128,068	98,811	29,257
Total expenditures	<u>99,323</u>	<u>128,068</u>	<u>98,811</u>	<u>29,257</u>
Excess (deficiency) of revenues over (under) expenditures	<u>(99,323)</u>	<u>612,849</u>	<u>642,106</u>	<u>29,257</u>
Other financing sources (uses):				
Transfers in	-	52,527	52,527	-
Transfers (out).	(364,677)	(470,219)	(362,798)	107,421
Total other financing sources (uses)	<u>(364,677)</u>	<u>(417,692)</u>	<u>(310,271)</u>	<u>107,421</u>
Net change in fund balance	(464,000)	195,157	331,835	136,678
Fund balance at beginning of year	<u>1,983,213</u>	<u>1,983,213</u>	<u>1,983,213</u>	<u>-</u>
Fund balance at end of year	<u>\$ 1,519,213</u>	<u>\$ 2,178,370</u>	<u>\$ 2,315,048</u>	<u>\$ 136,678</u>

SEE ACCOMPANYING NOTES TO THE BASIC FINANCIAL STATEMENTS

**CITY OF WHITEHALL
FRANKLIN COUNTY, OHIO**

STATEMENT OF FIDUCIARY ASSETS AND LIABILITIES
AGENCY FUNDS
DECEMBER 31, 2017

	Agency
Assets:	
Equity in pooled cash and investments	\$ 291,931
Total assets	\$ 291,931
Liabilities:	
Accounts payable	\$ 55,672
Due to other governments	717
Deposits held and due to others	235,542
Total liabilities	\$ 291,931

SEE ACCOMPANYING NOTES TO THE BASIC FINANCIAL STATEMENTS

**CITY OF WHITEHALL
FRANKLIN COUNTY, OHIO**

NOTES TO THE BASIC FINANCIAL STATEMENTS
FOR THE YEAR ENDED DECEMBER 31, 2017

NOTE 1 - DESCRIPTION OF THE CITY

The City of Whitehall (the “City”) is a home rule corporation established under the laws of the State of Ohio that operates under its own Charter. The current Charter, which provides for the Mayor-Council form of government, was adopted November 8, 1966 and became effective December 31, 1966.

NOTE 2 - SUMMARY OF SIGNIFICANT ACCOUNTING POLICIES

The financial statements of the City have been prepared in conformity with accounting principles generally accepted in the United States of America (GAAP) as applied to local governmental units. The Governmental Accounting Standards Board (GASB) is the accepted standard-setting body for establishing governmental accounting and financial principles. The most significant of the City’s accounting policies are described below.

A. Reporting Entity

A reporting entity is composed of the primary government, component units, and other organizations that are included to ensure the financial statements are not misleading. To provide necessary services to its citizens, the City is divided into various departments including police, fire fighting and prevention, emergency medical services, street maintenance, parks and recreation, public service and planning and zoning. The operation of each of these departments is directly controlled by the City through the budgetary process and therefore is included as a part of the reporting entity.

For financial reporting purposes, the City’s financial statements include all funds, agencies, boards, commissions, and departments for which the City is financially accountable. Financial accountability, as defined by the GASB, exists if the City appoints a voting majority of an organization’s Governing Board and is either able to impose its will on that organization or there is a potential for the organization to provide specific financial benefits to, or impose specific burdens on the City. The City may also be financially accountable for governmental organizations with a separately elected Governing Board, a Governing Board appointed by another government, or a jointly appointed Board that is fiscally dependent on the City. The City also took into consideration other organizations for which the nature and significance of their relationship with the City are such that exclusion would cause the City’s basic financial statements to be misleading or incomplete. The City has no component units.

The City participates in the Mid-Ohio Regional Planning Commission which is considered a jointly governed organization and is further discussed in Note 18 of the basic financial statements.

B. Basis of Presentation - Fund Accounting

The City’s financial statements consist of government-wide statements, including a statement of net position and a statement of activities and fund financial statements which provide a more detailed level of financial information.

Government-Wide Financial Statements - The statement of net position and the statement of activities display information about the City as a whole. These statements include the financial activities of the primary government, except for fiduciary funds.

**CITY OF WHITEHALL
FRANKLIN COUNTY, OHIO**

NOTES TO THE BASIC FINANCIAL STATEMENTS
FOR THE YEAR ENDED DECEMBER 31, 2017

NOTE 2 - SUMMARY OF SIGNIFICANT ACCOUNTING POLICIES - (Continued)

The statement of net position presents the financial condition of the governmental activities of the City at year end. The statement of activities presents a comparison between direct expenses and program revenues for each program or function of the governmental activities of the City. Direct expenses are those that are specifically associated with a service, program or department and therefore clearly identifiable to a particular function. Program revenues include charges paid by the recipient of the goods or services offered by the program, grants and contributions that are restricted to meeting the operational or capital requirements of a particular program and interest earned on grants that is required to be used to support a particular program. Revenues which are not classified as program revenues are presented as general revenues of the City, with certain limited exceptions. The comparison of direct expenses with program revenues identifies the extent to which governmental functions are self-financing or draw from the general revenues of the City.

Fund Financial Statements - During the year, the City segregates transactions related to certain City functions or activities in separate funds in order to aid financial management and to demonstrate legal compliance. Fund financial statements are designed to present financial information of the City at this more detailed level. The focus of governmental fund financial statements is on major funds. Each major fund is presented in a separate column. Nonmajor funds are aggregated and presented in a single column. Fiduciary funds are reported by type.

C. Fund Accounting

The City uses funds to maintain its financial records during the year. A fund is defined as a fiscal and accounting entity with a self balancing set of accounts. There are three categories of funds: governmental, proprietary and fiduciary. The City has no proprietary funds.

Governmental Funds - Governmental funds are those through which most governmental functions typically are financed. Governmental fund reporting focuses on the sources, uses and balances of current financial resources. Expendable assets are assigned to the various governmental funds according to the purposes for which they may or must be used. Current liabilities are assigned to the fund from which they will be paid. The difference between governmental fund assets, deferred outflows of resources, liabilities and deferred inflows of resources is reported as fund balance. The following are the City's major governmental funds:

General fund - The general fund is used to account for and report all financial resources not accounted for and reported in another fund. The general fund balance is available for any purpose provided it is expended or transferred according to the general laws of Ohio.

TIF fund - The TIF Fund accounts for the financial resources restricted for use for construction, improvements and various projects within the TIF district, which are funded by monies received in connection with tax increment financing agreements.

Signal improvement fund - The signal improvement fund is used to account for intergovernmental revenues received from the Ohio Department of Transportation that are restricted for signal improvements throughout the City.

**CITY OF WHITEHALL
FRANKLIN COUNTY, OHIO**

NOTES TO THE BASIC FINANCIAL STATEMENTS
FOR THE YEAR ENDED DECEMBER 31, 2017

NOTE 2 - SUMMARY OF SIGNIFICANT ACCOUNTING POLICIES - (Continued)

Other governmental funds of the City are used to account for (a) financial resources that are restricted, committed, or assigned to expenditures for capital outlays including the acquisition or construction of capital facilities and other capital assets, (b) specific revenue sources that are restricted or committed to an expenditure for specified purposes other than debt service or capital projects and (c) financial resources that are restricted, committed, or assigned to expenditure for principal and interest.

Fiduciary Funds - Fiduciary fund reporting focuses on net position and changes in net position. The fiduciary fund category is split into four classifications: pension trust funds, investment trust funds, private-purpose trust funds and agency funds. Trust funds are used to account for assets held by the City under a trust agreement for individuals, private organizations, or other governments and are therefore not available to support the City's own programs. The City has no trust funds. Agency funds are custodial in nature (assets equal liabilities) and do not involve measurement of results of operations. The City's only fiduciary funds are agency funds. The City's agency fund includes activity for COBRA extended benefits, electrical inspector fees, trunk and storm sewer fees, inspection deposits, special deposits, street maintenance deposits, plumbing permits, acreage fees, Christmas tree lot bonds and state sales tax.

D. Measurement Focus and Basis of Accounting

Government-wide Financial Statements - The government-wide financial statements are prepared using the economic resources measurement focus. All assets, deferred outflows of resources, liabilities and deferred inflows of resources associated with the operation of the City are included on the statement of net position. The statement of activities presents increases (e.g. revenues) and decreases (e.g. expenses) in total net position.

Fund Financial Statements - All governmental funds are accounted for using a flow of current financial resources measurement focus. With this measurement focus, only current assets and deferred outflows and current liabilities and deferred inflows are generally included on the balance sheet. The statement of revenues, expenditures and changes in fund balances reports on the sources (i.e., revenues and other financing sources) and uses (i.e., expenditures and other financing uses) of current financial resources. This approach differs from the manner in which the governmental activities of the government-wide financial statements are prepared. Governmental fund financial statements therefore include a reconciliation with brief explanations to better identify the relationship between the government-wide statements and the financial statements for governmental funds.

E. Basis of Accounting

Basis of accounting determines when transactions are recorded in the financial records and reported on the financial statements. Government-wide financial statements are prepared using the accrual basis of accounting. Governmental funds use the modified accrual basis of accounting. Agency funds also use the accrual basis of accounting. Differences in the accrual and modified accrual basis of accounting arise in the recognition of revenue, the recording of deferred inflows of resources and deferred outflows of resources, and in the presentation of expenses versus expenditures.

**CITY OF WHITEHALL
FRANKLIN COUNTY, OHIO**

NOTES TO THE BASIC FINANCIAL STATEMENTS
FOR THE YEAR ENDED DECEMBER 31, 2017

NOTE 2 - SUMMARY OF SIGNIFICANT ACCOUNTING POLICIES - (Continued)

Revenues - Exchange and Nonexchange Transactions - Revenues resulting from exchange transactions, in which each party gives and receives essentially equal value, are recorded on the accrual basis when the exchange takes place. On a modified accrual basis, revenue is recorded in the year in which the resources are measurable and become available. Available means that the resources will be collected within the current year or are expected to be collected soon enough thereafter to be used to pay liabilities of the current year. For the City, available means expected to be received within sixty days of year end.

Nonexchange transactions, in which the City receives value without directly giving equal value in return, include municipal income taxes, property taxes, grants, entitlements and donations. On an accrual basis, revenue from income taxes is recognized in the period in which the income is earned (See Note 7). Revenue from property taxes is recognized in the year for which the taxes are levied (See Note 6). Revenue from grants, entitlements and donations is recognized in the year in which all eligibility requirements have been satisfied. Eligibility requirements include timing requirements, which specify the year when the resources are required to be used or the year when use is first permitted, matching requirements, in which the City must provide local resources to be used for a specified purpose, and expenditure requirements, in which the resources are provided to the City on a reimbursement basis. On a modified accrual basis, revenue from nonexchange transactions must also be available before it can be recognized.

Under the modified accrual basis, the following revenue sources are considered to be both measurable and available at year end: income tax, State-levied locally shared taxes (including gasoline tax, local government funds and permissive tax), fines and forfeitures, charges for services and grants.

Deferred Outflows of Resources and Deferred Inflows of Resources - In addition to assets, the government-wide statement of net position will report a separate section for deferred outflows of resources. Deferred outflows of resources, represents a consumption of net position that applies to a future period and will not be recognized as an outflow of resources (expense/expenditure) until then. For the City, see Note 14 for deferred outflows of resources related to the City's net pension liability.

In addition to liabilities, both the government-wide statement of net position and the governmental fund financial statements report a separate section for deferred inflows of resources. Deferred inflows of resources represent an acquisition of net position that applies to a future period and will not be recognized as an inflow of resources (revenue) until that time. For the City, deferred inflows of resources include property taxes, payments in lieu of taxes and unavailable revenue. Property taxes and payments in lieu of taxes represent amounts for which there is an enforceable legal claim as of December 31, 2017, but which were levied to finance 2018 operations. These amounts have been recorded as a deferred inflow of resources on both the government-wide statement of net position and the governmental fund financial statements. Unavailable revenue is reported only on the governmental funds balance sheet and represents receivables which will not be collected within the available period. For the City, unavailable revenue includes, but is not limited to, income taxes, delinquent property taxes and intergovernmental grants. These amounts are deferred and recognized as an inflow of resources in the period the amounts become available.

For the City, see Note 14 for deferred inflows of resources related to the City's net pension liability. This deferred inflow of resources is only reported on the government-wide statement of net position.

**CITY OF WHITEHALL
FRANKLIN COUNTY, OHIO**

NOTES TO THE BASIC FINANCIAL STATEMENTS
FOR THE YEAR ENDED DECEMBER 31, 2017

NOTE 2 - SUMMARY OF SIGNIFICANT ACCOUNTING POLICIES - (Continued)

Expenses/Expenditures - On the accrual basis of accounting, expenses are recognized at the time they are incurred.

The measurement focus of governmental fund accounting is on decreases in net financial resources (expenditures) rather than expenses. Expenditures are generally recognized in the accounting period in which the related fund liability is incurred, if measurable. Allocations of cost, such as depreciation and amortization, are not recognized in governmental funds.

F. Budgetary Data

The budgetary process is prescribed by provisions of the Ohio Revised Code and entails the preparation of budgetary documents within an established timetable. The major documents prepared are the tax budget, the certificate of estimated resources and the appropriations resolution, all of which are prepared on the budgetary basis of accounting. The certificate of estimated resources and the appropriations ordinance are subject to amendment throughout the year with the legal restriction that appropriations cannot exceed estimated resources, as certified. For all funds, Council appropriations are made at the fund, department and object level. This is known as the legal level of budgetary control.

Tax Budget - A tax budget of estimated revenue and expenditures for all funds is submitted to the County Auditor, as Secretary of the County Budget Commission, by July 20 of each year, for the period January 1 to December 31 of the following year. All funds, except agency funds, are legally required to be budgeted; however, only certain governmental funds are required to be reported in the basic financial statements.

Estimated Resources - The County Budget Commission determines if the budget substantiates a need to levy all or part of previously authorized taxes and reviews estimated revenue. The Commission certifies its actions to the City by September 1. As part of this certification, the City receives the official certificate of estimated resources, which states the projected revenue of each fund. On or before December 31, the City must revise its budget so that the total contemplated expenditures from any fund during the ensuing year will not exceed the amount available as stated in the certificate of estimated resources. The revised budget then serves as the basis for the annual appropriations measure. On or about January 1, the certificate of estimated resources is amended to include unencumbered cash balances at December 31 of the preceding year. The certificate of estimated resources may be further amended during the year if the City Auditor determines, and the Budget Commission agrees, that estimates need to be either increased or decreased. The amounts reported on the budgetary statement reflect the amounts in the original and final amended official certificate of estimated resources issued during 2017.

Appropriations - A temporary appropriation ordinance to control expenditures may be passed on or about January 1 of each year for the period January 1 to March 31. An annual appropriation ordinance must be passed by April 1 of each year for the period January 1 to December 31. The appropriation ordinance fixes spending authority at the legal level of budgetary control. The appropriation ordinance may be amended during the year as new information becomes available, provided that total fund appropriations do not exceed current estimated resources, as certified. The appropriations for a fund may only be modified during the year by an ordinance of Council. The amounts on the budgetary statement reflect the final appropriation amounts, including all amendments and modifications legally enacted.

**CITY OF WHITEHALL
FRANKLIN COUNTY, OHIO**

NOTES TO THE BASIC FINANCIAL STATEMENTS
FOR THE YEAR ENDED DECEMBER 31, 2017

NOTE 2 - SUMMARY OF SIGNIFICANT ACCOUNTING POLICIES - (Continued)

Lapsing of Appropriations - At the close of each year, the unencumbered balance of each appropriation reverts to the respective fund from which it was appropriated and becomes subject to future appropriations. Encumbrances are carried forward and are not reappropriated as part of the subsequent year appropriations.

G. Cash and Cash Equivalents

Cash balances of the City's funds are pooled and invested in investments maturing within five years in order to provide improved cash management. Individual fund integrity is maintained through City records. Each fund's interest in the pooled bank account is presented on the balance sheet as "equity in pooled cash and investments".

During 2017, investments were limited to federal agency securities, U.S. Government money market, U.S. Treasury Notes, U.S. Treasury Bills and investments in the State Treasury Asset Reserve of Ohio (STAR Ohio). Investments other than STAR Ohio, are reported at fair value which is based on quoted market prices. STAR Ohio (the State Treasury Asset Reserve of Ohio), is an investment pool managed by the State Treasurer's Office which allows governments within the State to pool their funds for investment purposes. STAR Ohio is not registered with the SEC as an investment company, but has adopted Governmental Accounting Standards Board (GASB), Statement No. 79, "Certain External Investment Pools and Pool Participants." The City measures its investment in STAR Ohio at the net asset value (NAV) per share provided by STAR Ohio. The NAV per share is calculated on an amortized cost basis that provides an NAV per share that approximates fair value.

For 2017, there were no limitations or restrictions on any participant withdrawals due to redemption notice periods, liquidity fees, or redemption gates. However, notice must be given 24 hours in advance of all deposits and withdrawals exceeding \$25 million. STAR Ohio reserves the right to limit the transaction to \$50 million, requiring the excess amount to be transacted the following business day(s), but only to the \$50 million limit. All accounts of the participant will be combined for these purposes.

At year end, the City had monies on deposit with the Franklin County Treasurer. This deposit relates to undistributed permissive taxes and has been reported on the financial statements as "cash with fiscal and escrow agent".

Under existing Ohio statutes all investment earnings are assigned to the general fund unless statutorily required to be credited to a specific fund. During 2017, interest revenue credited to the general fund amounted to \$115,833 which includes \$66,481 assigned from other City funds.

For purpose of presentation on the financial statements, investments of the cash management pool and investments with original maturities of three months or less at the time they are purchased by the City are considered to be cash equivalents. Investments with an initial maturity of more than three months are reported as investments.

An analysis of the City's investment account at year end is provided in Note 4.

**CITY OF WHITEHALL
FRANKLIN COUNTY, OHIO**

NOTES TO THE BASIC FINANCIAL STATEMENTS
FOR THE YEAR ENDED DECEMBER 31, 2017

NOTE 2 - SUMMARY OF SIGNIFICANT ACCOUNTING POLICIES - (Continued)

H. Inventories of Materials and Supplies

On government-wide and fund financial statements, purchased inventories are presented at cost on a first-in, first-out basis and are expensed when used. Inventories are accounted for using the consumption method.

On the fund financial statements, reported material and supplies inventory is equally offset by a nonspendable fund balance in the governmental funds which indicates that it does not constitute available spendable resources even though it is a component of net current assets.

Inventory consists of expendable supplies held for consumption.

I. Assets Held for Resale

As part of an economic development program, the City has acquired land and buildings for the purpose of revitalization. The City's intent is to sell the land and buildings for development. These transactions are conducted through the City's general fund and the streetscape project fund (a nonmajor governmental fund). The associated assets have been reported at lower of cost or market.

J. Capital Assets

These assets generally result from expenditures in the governmental funds. These assets are reported in the governmental activities column of the government-wide statement of net position, but are not reported in the fund financial statements.

All capital assets are capitalized at cost (or estimated historical cost) and updated for additions and disposals during the year. Donated capital assets are recorded at their acquisition values as of the date received. The City maintains a capitalization threshold of \$5,000 for all capital assets. The City's infrastructure consists of streets and curbs, traffic signals/lights and water/sewer improvements. Improvements are capitalized; the costs of normal maintenance and repairs that do not add to the value of the asset or materially extend an asset's life are not.

All reported capital assets are depreciated except for land and construction in progress. Improvements are depreciated over the remaining useful lives of the related capital assets. Useful lives for infrastructure were estimated based on the City's historical records of necessary improvements and replacement.

Depreciation is computed using the straight-line method over the following useful lives:

<u>Description</u>	Governmental Activities <u>Estimated Lives</u>
Land improvements	20 - 50 years
Buildings and improvements	20 - 50 years
Equipment	5 - 20 years
Vehicles	3 - 10 years
Infrastructure	25 years

**CITY OF WHITEHALL
FRANKLIN COUNTY, OHIO**

NOTES TO THE BASIC FINANCIAL STATEMENTS
FOR THE YEAR ENDED DECEMBER 31, 2017

NOTE 2 - SUMMARY OF SIGNIFICANT ACCOUNTING POLICIES - (Continued)

K. Compensated Absences

Compensated absences of the City consist of vacation leave, sick leave and compensatory time to the extent that payment to the employee for these absences is attributable to services already rendered and is not contingent on a specific event that is outside the control of the City and the employee.

In conformity with GASB Statement No. 16, "Accounting for Compensated Absences", vacation and compensatory benefits are accrued as a liability as the benefits are earned if the employees' rights to receive compensation are attributable to services already rendered and it is probable that the City will compensate the employees for the benefits through paid time off or some other means. Sick leave benefits are accrued as a liability using the vesting method. The liability is based on the sick leave accumulated at December 31 by those employees who are currently eligible to receive termination payments and by those employees for whom it is probable they will become eligible to receive termination benefits in the future.

The total liability for vacation leave, compensatory time and sick leave payments has been calculated using pay rates in effect at the balance sheet date, and reduced to the maximum payment allowed by labor contract and/or statute, plus applicable additional salary related payments. City employees are granted vacation and sick leave in varying amounts. In the event of termination, an employee is reimbursed for accumulated vacation and sick leave at various rates.

The entire compensated absence liability is reported on the government-wide financial statements.

On governmental fund financial statements, compensated absences are recognized as liabilities and expenditures to the extent payments come due each period upon the occurrence of employee resignations and retirements. These amounts are recorded in the account "compensated absences payable" in the fund from which the employees who have accumulated leave are paid. The noncurrent portion of the liability is not reported.

L. Accrued Liabilities and Long-Term Obligations

All payables, accrued liabilities and long-term obligations are reported in the government-wide financial statements.

In general, governmental fund payables and accrued liabilities that, once incurred, are paid in a timely manner and in full from current financial resources are reported as obligations of the funds. However, claims, bonds, capital leases, lease purchase agreements and net pension liability are recognized as a liability on the government-wide financial statements. Compensated absences that will be paid from governmental funds are reported as a liability in the fund financial statements only to the extent that they are due for payment during the current year.

M. Prepayments

Payments made to vendors for services that will benefit periods beyond December 31, 2017, are recorded as prepaid items using the consumption method by recording a current asset for the prepaid amount and reflecting the expenditures/expense in the year in which it was consumed.

**CITY OF WHITEHALL
FRANKLIN COUNTY, OHIO**

NOTES TO THE BASIC FINANCIAL STATEMENTS
FOR THE YEAR ENDED DECEMBER 31, 2017

NOTE 2 - SUMMARY OF SIGNIFICANT ACCOUNTING POLICIES - (Continued)

N. Interfund Balances

On fund financial statements, receivables and payables resulting from short-term interfund loans are classified as “interfund loans receivables/payables”. These amounts are eliminated in the governmental column of the statement of net position.

O. Interfund Activity

Exchange transactions between funds are reported as revenues in the seller funds and as expenditures/expenses in the purchaser funds. Flows of cash or goods from one fund to another without a requirement for repayment are reported as interfund transfers. Interfund transfers are reported as other financing sources/uses in governmental funds. Repayments from funds responsible for particular expenditures/expenses to the funds that initially paid for them are not presented on the financial statements.

Interfund transfers between governmental funds are eliminated for reporting on the government-wide financial statements.

P. Fund Balance

Fund balance is divided into five classifications based primarily on the extent to which the City is bound to observe constraints imposed upon the use of the resources in the governmental funds. The classifications are as follows:

Nonspendable - The nonspendable fund balance classification includes amounts that cannot be spent because they are not in spendable form or legally required to be maintained intact. The “not in spendable form” criterion includes items that are not expected to be converted to cash. It also includes land held for resale in the general fund, unclaimed monies in the general fund, and year-end balances of materials and supplies inventory and prepayments.

Restricted - Fund balance is reported as restricted when constraints are placed on the use of resources that are either externally imposed by creditors (such as through debt covenants), grantors, contributors, or laws or regulations of other governments, or imposed by law through constitutional provisions or enabling legislation.

Committed - The committed fund balance classification includes amounts that can be used only for the specific purposes imposed by a formal action (ordinance) of City Council (the highest level of decision making authority). Those committed amounts cannot be used for any other purpose unless City Council removes or changes the specified use by taking the same type of action (ordinance) it employed to previously commit those amounts. Committed fund balance also incorporates contractual obligations to the extent that existing resources in the fund have been specifically committed for use in satisfying those contractual requirements.

Assigned - Amounts in the assigned fund balance classification are intended to be used by the City for specific purposes but do not meet the criteria to be classified as restricted nor committed. In governmental funds other than the general fund, assigned fund balance represents the remaining amount that is not restricted or committed. Per the City’s fund balance policy, in the general fund, assigned amounts represent intended uses established by policies of City Council, which includes giving the City Auditor the authority to constrain monies for intended purposes.

**CITY OF WHITEHALL
FRANKLIN COUNTY, OHIO**

NOTES TO THE BASIC FINANCIAL STATEMENTS
FOR THE YEAR ENDED DECEMBER 31, 2017

NOTE 2 - SUMMARY OF SIGNIFICANT ACCOUNTING POLICIES - (Continued)

Unassigned - Unassigned fund balance is the residual classification for the general fund and includes all spendable amounts not contained in the other classifications. In other governmental funds, the unassigned classification is only used to report a deficit fund balance resulting from overspending for specific purposes for which amounts had been restricted, committed, or assigned.

The City applies restricted resources first when expenditures are incurred for purposes for which restricted and unrestricted (committed, assigned, and unassigned) fund balance is available. Similarly, within unrestricted fund balance, committed amounts are reduced first followed by assigned, and then unassigned amounts when expenditures are incurred for purposes for which amounts in any of the unrestricted fund balance classifications could be used.

Q. Estimates

The preparation of the financial statements in conformity with GAAP requires management to make estimates and assumptions that affect the amounts reported in the financial statements and accompanying notes. Actual results may differ from those estimates.

R. Net Position

Net position represents the difference between assets and deferred outflows of resources and liabilities and deferred inflows of resources. The net position component "net investment in capital assets," consists of capital assets, net of accumulated depreciation, reduced by the outstanding balances of any borrowing used for the acquisition, construction or improvement of those assets. Deferred outflows of resources and deferred inflows of resources that are attributable to the acquisition, construction or improvement of those assets or related debt also should be included in this component of net position. Net position is reported as restricted when there are limitations imposed on its use either through the enabling legislation or through external restrictions imposed by creditors, grantors, laws, or regulations of other governments.

The City applies restricted resources first when an expense is incurred for purposes for which both restricted and unrestricted net position is available.

S. Extraordinary and Special Items

Extraordinary items are transactions or events that are both unusual in nature and infrequent in occurrence. Special items are transactions or events that are within the control of the City Council and that are either unusual in nature or infrequent in occurrence. During 2017, no such events took place for the City.

T. Pensions

For purposes of measuring the net pension liability, net pension asset, deferred outflows of resources and deferred inflows of resources related to pensions, and pension expense, information about the fiduciary net position of the pension plans and additions to/deductions from their fiduciary net position have been determined on the same basis as they are reported by the pension systems. For this purpose, benefit payments (including refunds of employee contributions) are recognized when due and payable in accordance with the benefit terms. The pension systems report investments at fair value.

**CITY OF WHITEHALL
FRANKLIN COUNTY, OHIO**

NOTES TO THE BASIC FINANCIAL STATEMENTS
FOR THE YEAR ENDED DECEMBER 31, 2017

NOTE 2 - SUMMARY OF SIGNIFICANT ACCOUNTING POLICIES - (Continued)

U. Fair Value Measurements

The City categorizes its fair value measurements within the fair value hierarchy established by generally accepted accounting principles. The hierarchy is based on the valuation inputs used to measure the fair value of the asset. Level 1 inputs are quoted prices in active markets for identical assets; Level 2 inputs are significant other observable inputs; Level 3 inputs are significant unobservable inputs.

NOTE 3 - ACCOUNTABILITY AND COMPLIANCE

Change in Accounting Principles

For 2017, the City has implemented GASB Statement No. 80, *“Blending Requirements for Certain Component Units - An Amendment of GASB Statement No. 14”*, GASB Statement No. 81 *“Irrevocable Split-Interest Agreements”*, and GASB Statement No. 82, *“Pension Issues - An Amendment of GASB Statements No. 67, No. 68, and No. 73”*.

GASB Statement No. 80 amends the blending requirements for the financial statement presentation of component units. The additional criterion requires blending of a component unit incorporated as a not-for-profit corporation in which the primary government is the sole corporate member. The implementation of GASB Statement No. 80 did not have an effect on the financial statements of the City.

GASB Statement No. 81 improves the accounting and financial reporting for irrevocable split-interest agreements by providing recognition and measurement guidance for situations in which a government is a beneficiary of the agreement. The implementation of GASB Statement No. 81 did not have an effect on the financial statements of the City.

GASB Statement No. 82 addresses issues regarding (1) the presentation of payroll-related measures in required supplementary information, (2) the selection of assumptions and the treatment of deviations from the guidance in an Actuarial Standard of Practice for financial reporting purposes, and (3) the classification of payments made by employers to satisfy employee (plan member) contribution requirements. The implementation of GASB Statement No. 82 did not have an effect on the financial statements of the City.

NOTE 4 - DEPOSITS AND INVESTMENTS

State statutes classify monies held by the City into three categories.

Active deposits are public deposits necessary to meet current demands on the treasury. Such monies must be maintained either as cash in the City treasury, in commercial accounts payable or withdrawable on demand, including negotiable order of withdrawal (NOW) accounts, or in money market deposit accounts.

Inactive deposits are public deposits that the City Council has identified as not required for use within the current five year period of designation of depositories. Inactive deposits must either be evidenced by certificates of deposit maturing not later than the end of the current period of designation of depositories, or by savings or deposit accounts including, but not limited to, passbook accounts.

**CITY OF WHITEHALL
FRANKLIN COUNTY, OHIO**

NOTES TO THE BASIC FINANCIAL STATEMENTS
FOR THE YEAR ENDED DECEMBER 31, 2017

NOTE 4 - DEPOSITS AND INVESTMENTS - (Continued)

Interim deposits are deposits of interim monies. Interim monies are those monies which are not needed for immediate use, but which will be needed before the end of the current period of designation of depositories.

Interim deposits must be evidenced by time certificates of deposit maturing not more than one year from the date of deposit or by savings or deposit accounts including passbook accounts.

Interim monies may be deposited or invested in the following securities:

1. United States Treasury Notes, Bills, Bonds, or any other obligation or security issued by the United States Treasury or any other obligation guaranteed as to principal and interest by the United States;
2. Bonds, notes, debentures, or any other obligations or securities issued by any federal government agency or instrumentality, including, but not limited to, the Federal National Mortgage Association, Federal Home Loan Bank, Federal Farm Credit Bank, Federal Home Loan Mortgage Corporation, Government National Mortgage Association, and Student Loan Marketing Association. All federal agency securities shall be direct issuances of federal government agencies or instrumentalities;
3. Written repurchase agreements in the securities listed above provided that the market value of the securities subject to the repurchase agreement must exceed the principal value of the agreement by at least two percent and be marked to market daily, and that the term of the agreement must not exceed thirty days;
4. Bonds and other obligations of the State of Ohio;
5. No-load money market mutual funds consisting exclusively of obligations described in items (1) or (2) above and repurchase agreements secured by such obligations, provided that investments in securities described in this division are made only through eligible institutions;
6. The State Treasurer's investment pool (STAR Ohio);
7. Certain banker's acceptance and commercial paper notes for a period not to exceed one hundred eighty days from the purchase date in an amount not to exceed twenty-five percent of the interim monies available for investment at any one time; and,
8. Under limited circumstances, corporate debt interests rated in either of the two highest classifications by at least two nationally recognized rating agencies.

Protection of the City's deposits are provided by the Federal Deposit Insurance Corporation (FDIC), by eligible securities pledged by the financial institution as security for repayment, by surety company bonds deposited with the City Treasurer by the financial institution or by a single collateral pool established by the financial institution to secure the repayment of all public monies deposited with the institution.

**CITY OF WHITEHALL
FRANKLIN COUNTY, OHIO**

NOTES TO THE BASIC FINANCIAL STATEMENTS
FOR THE YEAR ENDED DECEMBER 31, 2017

NOTE 4 - DEPOSITS AND INVESTMENTS - (Continued)

Investments in stripped principal or interest obligations, reverse repurchase agreements and derivatives are prohibited. The issuance of taxable notes for the purpose of arbitrage, the use of leverage and short selling are also prohibited. An investment must mature within five years from the date of purchase unless matched to a specific obligation or debt of the City and must be purchased with the expectation that it will be held to maturity. Investments may only be made through specified dealers and institutions. Payment for investments may be made only upon delivery of the securities representing the investments to the City Treasurer or, if the securities are not represented by a certificate, upon receipt of confirmation of transfer from the custodian.

A. Cash with Fiscal and Escrow Agent

At year-end, the City had \$307,776 on deposit with the Franklin County Treasurer. The data regarding insurance and collateralization can be obtained from the Franklin County Comprehensive Annual Financial Report for the year ended December 31, 2017. This amount is not included in the City's depository balance below.

At year-end, the City had \$34,288 with Huntington Bank. This was related to the City's lease agreement for energy conservation.

B. Deposits with Financial Institutions

At December 31, 2017, the carrying amount of all City deposits was \$15,226,337 and the bank balance of all City deposits was \$15,324,224. Of the bank balance, \$2,125,830 was covered by the FDIC and \$13,198,394 was potentially exposed to custodial credit risk discussed below because those deposits were uninsured and could be uncollateralized. Although all statutory requirements for the deposit of money had been followed, noncompliance with Federal requirements could potentially subject the City to a successful claim by the FDIC.

Custodial credit risk is the risk that, in the event of bank failure, the City will not be able to recover deposits or collateral securities that are in the possession of an outside party. The City has no deposit policy for custodial credit risk beyond the requirements of State statute. Ohio law requires that deposits either be insured or protected by (1) eligible securities pledged to the City and deposited with a qualified trustee by the financial institution as security for repayment whose market value at all times shall be at least 105 percent of the deposits being secured, or (2) participation in the Ohio Pooled Collateral System (OPCS), a collateral pool of eligible securities deposited with a qualified trustee and pledged to the Treasurer of State to secure the repayment of all public monies deposited in the financial institution. OPCS requires the total market value of the securities pledged to be 102 percent of the deposits being secured or a reduced rate set by the Treasurer of State. Financial institutions which have received an extension (the "grace period") from the Ohio Treasurer of State to participate in the OPCS beyond December 31, 2017 may also pledge a single pool of eligible securities to secure the repayment of all public moneys deposited in the institution and not otherwise secured pursuant to law, provided that at all times the total market value of the securities so pledged is at least equal to 105% of the total amount of all public deposits to be secured by the pooled securities that are not covered by any federal deposit insurance. For 2017, none of the City's financial institutions participated in the OPCS, because they received the extension of time to participate.

**CITY OF WHITEHALL
FRANKLIN COUNTY, OHIO**

NOTES TO THE BASIC FINANCIAL STATEMENTS
FOR THE YEAR ENDED DECEMBER 31, 2017

NOTE 4 - DEPOSITS AND INVESTMENTS - (Continued)

C. Investments

As of December 31, 2017, the City had the following investments and maturities:

Measurement/ Investment type	Measurement Amount	Investment Maturities				
		6 months or less	7 to 12 months	13 to 18 months	19 to 24 months	Greater than 24 months
Fair Value:						
FHLB	\$ 990,831	\$ 199,886	\$ -	\$ 248,203	\$ -	\$ 542,742
FHLMC	1,733,772	499,170	-	494,492	247,560	492,550
FFCB	996,445	249,808	746,637	-	-	-
FNMA	494,507	-	-	-	494,507	-
U.S. Government money market	214,461	214,461	-	-	-	-
U.S. Treasury notes	491,153	248,965	-	-	-	242,188
U.S. Treasury bills	199,942	199,942	-	-	-	-
Amortized Cost:						
STAR Ohio	15,436	15,436	-	-	-	-
Total	<u>\$ 5,136,547</u>	<u>\$ 1,627,668</u>	<u>\$ 746,637</u>	<u>\$ 742,695</u>	<u>\$ 742,067</u>	<u>\$ 1,277,480</u>

The weighted average maturity of investments is 1.59 years.

The City's investments in U.S. government money market mutual funds are valued using quoted market prices in active markets (Level 1 inputs). The City's investments in federal agency securities (FHLB, FHLMC, FFCB, FNMA), U.S. Treasury notes and U.S. Treasury Bills are valued using quoted prices in markets that are not considered to be active, dealer quotations or alternative pricing sources for similar assets or liabilities for which all significant inputs are observable, either directly or indirectly (Level 2 inputs).

Interest Rate Risk: The City's investment policy states that the City will minimize interest rate risk by investing operating funds primarily in shorter-term securities and by structuring the investment portfolio so that securities mature to meet cash requirements for ongoing operations, thereby avoiding the need to sell securities on the open market prior to maturity. With certain limitations, the City's investment policy states that the maximum maturity period for securities bearing interest at a fixed rate should be no greater than five years.

In addition, eligible investments bearing interest rates at a variable rate must have a maturity not greater than two years. The Ohio Revised Code requires repurchase agreements to not exceed 30 days and the fair value of securities for repurchase agreements must exceed the principal value by an amount greater than or equal to two percent.

Credit Risk: The City's investments in federal agency securities, the U.S. Treasury bills and the U.S. Treasury notes were rated AA+ and Aaa by Standard and Poor's and Moody's Investor Services, respectively. Standard & Poor's has assigned STAR Ohio an AAAM money market rating. The City's U.S. Government money market mutual funds were rated AAAM by Standard & Poor's. Ohio law requires that STAR Ohio maintain the highest rating provided by at least one nationally recognized standard rating service. The City's investment policy limits investments to those authorized by State statute.

**CITY OF WHITEHALL
FRANKLIN COUNTY, OHIO**

NOTES TO THE BASIC FINANCIAL STATEMENTS
FOR THE YEAR ENDED DECEMBER 31, 2017

NOTE 4 - DEPOSITS AND INVESTMENTS - (Continued)

Custodial Credit Risk: For an investment, custodial credit risk is the risk that, in the event of the failure of the counterparty, the City will not be able to recover the value of its investments or collateral securities that are in the possession of an outside party. The federal agency securities and U.S. Treasurer Notes are exposed to custodial credit risk in that they are uninsured, unregistered and held by the counterparty's trust department or agent, but not in the City's name. The City has no investment policy dealing with investment custodial risk beyond the requirement in State statute that prohibits payment for investments prior to the delivery of the securities representing such investments to the City Auditor or qualified trustee.

Concentration of Credit Risk: The City's investment policy addresses concentration of credit risk by requiring investments to be diversified to reduce the risk of loss resulting from over concentration of assets in a specific issue or specific class of securities.

The following table includes the percentage of each investment type held by the City at December 31, 2017:

<u>Measurement/ Investment type</u>	<u>Measurement Amount</u>	<u>% of Total</u>
Fair Value:		
FHLB	\$ 990,831	19.29
FHLMC	1,733,772	33.75
FFCB	996,445	19.40
FNMA	494,507	9.63
U.S. Government money market	214,461	4.18
U.S. Treasury notes	491,153	9.56
U.S. Treasury bills	199,942	3.89
Amortized Cost:		
STAR Ohio	<u>15,436</u>	<u>0.30</u>
	<u>\$ 5,136,547</u>	<u>100.00</u>

D. Reconciliation of Cash and Investments to the Statement of Net Position

The following is a reconciliation of cash and investments as reported in the note above to cash and investments as reported on the statement of net position as of December 31, 2017:

<u>Cash and investments per note</u>	
Carrying amount of deposits	\$ 15,226,337
Investments	5,136,547
Cash with fiscal and escrow agents	<u>342,064</u>
Total	<u>\$ 20,704,948</u>
<u>Cash and investments per statement of net position</u>	
Governmental activities	\$ 20,413,017
Agency funds	<u>291,931</u>
Total	<u>\$ 20,704,948</u>

**CITY OF WHITEHALL
FRANKLIN COUNTY, OHIO**

NOTES TO THE BASIC FINANCIAL STATEMENTS
FOR THE YEAR ENDED DECEMBER 31, 2017

NOTE 5 - INTERFUNDS

- A.** Interfund transfers for the year ended December 31, 2017, consisted of the following, as reported in the fund financial statements:

<u>Transfers to nonmajor governmental funds from:</u>	<u>Amount</u>
General fund	\$ 3,264,194
TIF fund	362,798
Nonmajor governmental funds	13,836
 <u>Transfers to general fund from:</u>	
Nonmajor governmental funds	<u>5,370</u>
 Total transfers	 <u><u>\$ 3,646,198</u></u>

Transfers are used to (1) move revenues from the fund that statute or budget requires to collect them to the fund that statute or budget requires to expend them, (2) move receipts restricted to debt service from the funds collecting the receipts to the debt service fund as debt service payments become due, and (3) use unrestricted revenues collected in the general fund to finance various programs accounted for in other funds in accordance with budgetary authorizations. Transfers from nonmajor governmental funds to the general fund were for residual fund transfers. Transfers from the TIF fund to nonmajor governmental funds were for debt service and economic development incentives. Transfers from nonmajor governmental funds to nonmajor governmental funds were for debt service and to close out a grant fund.

All transfers were made in accordance with Ohio Revised Code Sections 5705.14, 5705.15 and 5705.16. Interfund transfers between governmental funds are eliminated for reporting on the statement of activities.

- B.** Interfund loans consisted of the following at December 31, 2017, as reported on the fund financial statements:

<u>Receivable fund</u>	<u>Payable fund</u>	<u>Amount</u>
Nonmajor governmental funds	Nonmajor governmental funds	<u><u>\$ 40,000</u></u>

The interfund loans are expected to be repaid once the anticipated revenues are received by the borrowing funds. Interfund balances between governmental funds are eliminated for reporting on the statement of net position.

**CITY OF WHITEHALL
FRANKLIN COUNTY, OHIO**

NOTES TO THE BASIC FINANCIAL STATEMENTS
FOR THE YEAR ENDED DECEMBER 31, 2017

NOTE 6 - PROPERTY TAXES

Property taxes include amounts levied against all real and public utility property located in the City. Taxes collected from real property taxes (other than public utility) in one calendar year are levied in the preceding calendar year on the assessed value as of January 1 of that preceding year, the lien date. Assessed values are established by the County Auditor at 35 percent of appraised market value. All property is required to be revaluated every six years. Real property taxes are payable annually or semi-annually. If paid annually, payment is due December 31; if paid semi-annually, the first payment is due December 31, with the remainder payable by June 20. Under certain circumstances, State statute permits later payment dates to be established.

Public utility real and tangible personal property taxes collected in one calendar year are levied in the preceding calendar year on assessed values determined as of December 31 of the second year preceding the tax collection year, the lien date. Public utility tangible personal property is assessed at varying percentages of true value; public utility real property is assessed at 35 percent of true value. 2017 public utility property taxes became a lien December 31, 2016, are levied after October 1, 2017, and are collected in 2018 with real property taxes. Public utility property taxes are payable on the same dates as real property taxes described previously.

The County Treasurer collects property taxes on behalf of all taxing districts in the County, including the City of Whitehall. The County Auditor periodically remits to the City its portion of the taxes collected. Property taxes receivable represents real property taxes, public utility taxes, delinquent tangible personal property taxes and other outstanding delinquencies which are measurable as of December 31, 2017 and for which there is an enforceable legal claim. In the governmental funds, the current portion receivable has been offset by a deferred inflow of resources since the current taxes were not levied to finance 2017 operations and the collection of delinquent taxes has been offset by a deferred inflow of resources since the collection of the taxes during the available period is not subject to reasonable estimation. On a full accrual basis, collectible delinquent property taxes have been recorded as a receivable and revenue while on a modified accrual basis the revenue is considered a deferred inflow of resources.

The full tax rate for all City operations for the year ended December 31, 2017 was \$1.50 per \$1,000 of assessed value. The assessed values of real and public utility property upon which 2017 property tax receipts were based are as follows:

<u>Real property</u>	
Residential/agricultural	\$ 137,228,270
Commercial/industrial/mineral	95,966,490
<u>Public utility</u>	
Real	141,120
Personal	<u>13,069,270</u>
Total assessed value	<u><u>\$246,405,150</u></u>

**CITY OF WHITEHALL
FRANKLIN COUNTY, OHIO**

NOTES TO THE BASIC FINANCIAL STATEMENTS
FOR THE YEAR ENDED DECEMBER 31, 2017

NOTE 7 - LOCAL INCOME TAX

The City levies a municipal income tax of 2.5% on all salaries, wages, commissions and other compensation; on net profits earned within the City; and on incomes of residents earned outside of the City. In the latter case, the City allows a credit of 100% for any income tax paid to another municipality to a maximum of the total amount assessed. Employers within the City are required to withhold income tax on employees' compensation and remit the tax to the City either monthly or quarterly. Corporations and other individual taxpayers are required to pay their estimated tax quarterly and file a declaration annually. Income tax revenue has been reported as revenue in the general fund to the extent that it was measurable and available to finance current operations at December 31. Income tax revenue for 2017 was \$25,252,129 in the general fund.

NOTE 8 - TAX INCREMENT FINANCING DISTRICTS (TIF)

The City, pursuant to the Ohio Revised Code and City ordinances, has established five TIFs. A TIF represents a geographic area wherein property values created after the commencement date of the TIF are exempt, in whole or in part, from property taxes. Owners of such property, however, must pay amounts equal to the property taxes, known as "payments in lieu of taxes (PILOT)", as though the TIF had not been established. These "PILOTS" are then dedicated to the payments for various public improvements within or adjacent to the TIF area. Property values existing before the commencement date of a TIF continue to be subjected to property taxes. PILOT revenue was \$740,917 in 2017 as reported in the fund financial statements. The TIFs have a longevity of the shorter period of 30 years or until the public improvements are paid for. The property tax exemption then ceases; PILOT's cease and property taxes then apply to the increased property values.

NOTE 9 - RECEIVABLES

Receivables at December 31, 2017, consisted of taxes, accounts (billings for user charged services), accrued interest, special assessments, and intergovernmental receivables arising from grants, entitlements, and shared revenue. All intergovernmental receivables have been classified as "due from other governments" on the financial statements. Receivables have been recorded to the extent that they are measurable at December 31, 2017.

A summary of the principal items of receivables reported on the statement of net position follows:

<u>Governmental activities:</u>	
Municipal income taxes	\$ 3,762,389
Property and other taxes	335,636
Payment in lieu of taxes	1,079,831
Accounts	453,824
Special assessments	237,345
Accrued interest	8,466
Due from other governments	<u>722,651</u>
Total	<u><u>\$ 6,600,142</u></u>

Receivables have been disaggregated on the face of the financial statements. The only receivable not expected to be collected within the subsequent year is the special assessments which are collected over the life of the assessment.

**CITY OF WHITEHALL
FRANKLIN COUNTY, OHIO**

NOTES TO THE BASIC FINANCIAL STATEMENTS
FOR THE YEAR ENDED DECEMBER 31, 2017

NOTE 10 - CAPITAL ASSETS

Capital asset activity for the year ended December 31, 2017 was as follows:

	Balance			Balance
<u>Governmental activities:</u>	<u>12/31/16</u>	<u>Additions</u>	<u>Disposals</u>	<u>12/31/17</u>
<i>Capital assets, not being depreciated:</i>				
Land	\$ 1,970,582	\$ -	\$ -	\$ 1,970,582
Construction in progress	<u>3,511,061</u>	<u>10,178,139</u>	<u>(10,955,499)</u>	<u>2,733,701</u>
Total capital assets, not being depreciated	<u>5,481,643</u>	<u>10,178,139</u>	<u>(10,955,499)</u>	<u>4,704,283</u>
<i>Capital assets, being depreciated:</i>				
Land improvements	741,316	-	-	741,316
Buildings and improvements	9,163,453	1,646,301	(60,384)	10,749,370
Equipment	2,374,581	1,373,082	(38,740)	3,708,923
Vehicles	3,670,876	202,481	(309,993)	3,563,364
Infrastructure	<u>35,434,900</u>	<u>8,033,116</u>	<u>-</u>	<u>43,468,016</u>
Total capital assets, being depreciated	<u>51,385,126</u>	<u>11,254,980</u>	<u>(409,117)</u>	<u>62,230,989</u>
<i>Less: accumulated depreciation:</i>				
Land improvements	(400,640)	(17,449)	-	(418,089)
Buildings and improvements	(5,295,345)	(173,800)	1,811	(5,467,334)
Equipment	(1,726,809)	(213,498)	31,034	(1,909,273)
Vehicles	(2,396,642)	(230,676)	240,756	(2,386,562)
Infrastructure	<u>(18,043,887)</u>	<u>(1,418,620)</u>	<u>-</u>	<u>(19,462,507)</u>
Total accumulated depreciation	<u>(27,863,323)</u>	<u>(2,054,043)</u>	<u>273,601</u>	<u>(29,643,765)</u>
Total capital assets, being depreciated, net	<u>23,521,803</u>	<u>9,200,937</u>	<u>(135,516)</u>	<u>32,587,224</u>
Governmental activities capital assets, net	<u>\$ 29,003,446</u>	<u>\$ 19,379,076</u>	<u>\$(11,091,015)</u>	<u>\$ 37,291,507</u>

**CITY OF WHITEHALL
FRANKLIN COUNTY, OHIO**

NOTES TO THE BASIC FINANCIAL STATEMENTS
FOR THE YEAR ENDED DECEMBER 31, 2017

NOTE 10 - CAPITAL ASSETS - (Continued)

Depreciation expense was charged to functions/programs of the City as follows:

Governmental activities:

General government	\$ 55,397
Security of persons and property	311,860
Transportation	1,554,941
Community environment	28
Leisure time activity	<u>131,817</u>
Total depreciation expense - governmental activities	<u>\$2,054,043</u>

NOTE 11 - LESSEE DISCLOSURE

A. Capital Leases Obligation

During prior years, the City entered into capital lease agreements for the acquisition of copiers and copier equipment. The terms of the lease agreements provide an option to purchase the equipment. These leases meet the criteria of a capital lease, which defines a capital lease generally as one which transfers benefits and risks of ownership to the lessee at the conclusion of the lease term. Capital assets consisting of equipment have been capitalized in the amount of \$118,320. This amount represents the present value of the minimum lease payments at the time of acquisition. Accumulated depreciation as of December 31, 2017 was \$61,867, leaving a current book value of \$56,453. A corresponding liability was recorded in the government-wide financial statements. Principal and interest payments in 2017 totaled \$24,981 and \$3,747, respectively, paid by the technology fund (a nonmajor governmental fund).

The following is a schedule of the future minimum lease payments required under the capital lease obligations and the present value of the minimum lease payments as of December 31, 2017:

<u>Year Ending December 31,</u>	<u>Equipment</u>
2018	\$ 28,729
2019	24,854
2020	10,353
2021	<u>1,305</u>
Total minimum lease payments	65,241
Less: amount representing interest	<u>(3,909)</u>
Present value of future minimum lease payments	<u>\$ 61,332</u>

**CITY OF WHITEHALL
FRANKLIN COUNTY, OHIO**

NOTES TO THE BASIC FINANCIAL STATEMENTS
FOR THE YEAR ENDED DECEMBER 31, 2017

NOTE 11 - LESSEE DISCLOSURE - (Continued)

B. Lease Agreement

During the prior year, the City entered into a Master Lease Agreement in the amount of \$1,631,772 for energy conservation measures. The interest rates on the lease is 2.90%. Principal and interest payments on the lease are due on April 29 and October 29 of each year and will be paid from the mechanical upgrades fund (a nonmajor governmental fund). The final maturity date is April 29, 2032.

The following is a summary of the City's future debt service principal and interest requirements for the lease.

<u>Year Ending December 31,</u>	<u>Equipment</u>
2018	\$ 127,093
2019	128,263
2020	129,435
2021	130,667
2022	131,890
2023-2027	679,483
2028-2032	<u>622,043</u>
Total minimum lease payments	1,948,874
Less: amount representing interest	<u>(371,927)</u>
Present value of future minimum lease payments	<u><u>\$ 1,576,947</u></u>

NOTE 12 - LONG -TERM OBLIGATIONS

A. During 2017, the following activity occurred in governmental activities long-term obligations.

<u>Governmental activities:</u>	<u>Balance 12/31/16</u>	<u>Additions</u>	<u>Reductions</u>	<u>Balance 12/31/17</u>	<u>Amounts Due in One Year</u>
General obligation bonds	\$ 3,915,000	\$ -	\$ (375,000)	\$ 3,540,000	\$ 240,000
Real estate purchase contract	400,000	-	(100,000)	300,000	100,000
OPWC loans	703,028	370,396	(17,576)	1,055,848	51,761
Revenue bonds	4,100,000	-	(235,000)	3,865,000	235,000
FCIB loan	550,000	-	(57,056)	492,944	58,030
Lease agreement	1,631,772	-	(54,825)	1,576,947	81,950
Capital lease obligations	86,313	-	(24,981)	61,332	26,258
Net pension liability	32,211,216	1,811,095	(498,520)	33,523,791	-
Compensated absences	<u>1,758,345</u>	<u>1,109,935</u>	<u>(939,246)</u>	<u>1,929,034</u>	<u>1,056,309</u>
Total governmental activities	<u>\$ 45,355,674</u>	<u>\$ 3,291,426</u>	<u>\$ (2,302,204)</u>	<u>\$ 46,344,896</u>	<u>\$ 1,849,308</u>

**CITY OF WHITEHALL
FRANKLIN COUNTY, OHIO**

NOTES TO THE BASIC FINANCIAL STATEMENTS
FOR THE YEAR ENDED DECEMBER 31, 2017

NOTE 12 - LONG -TERM OBLIGATIONS - (Continued)

General Obligation Bonds

On February 20, 2007, the City issued general obligation refunding bonds (2007 various purpose refunding bonds). These bonds are general obligations of the City, for which its full faith and credit is pledged for repayment. The bonds have an annual interest rate of 4.00% and matured on December 1, 2017. Principal and interest payments are made out of the debt service fund (a nonmajor governmental fund).

The reacquisition price exceeded the net carrying amount of the old debt by \$61,763. This amount is being netted against the new debt and amortized over the remaining life of the refunded debt, which is equal to the life of the new debt issued.

On September 24, 2014, the City issued \$1,475,000 in general obligation serial bonds, for the purpose of improving streetscapes and acquiring land. These bonds are general obligations of the City, for which its full faith and credit is pledged for repayment. The bonds have an annual interest rate of 2.75% and are scheduled to mature on December 1, 2028. Principal and interest payments are made out of the debt service fund (a nonmajor governmental fund). At December 31, 2017, the City had \$80,725 of unspent bond proceeds remaining on the general obligation serial bonds.

On July 14, 2015, the City issued \$2,500,000 in recreational facilities construction and improvement bonds, for the purpose of designing, constructing and improving various recreational facilities. These bonds are general obligations of the City, for which its full faith and credit is pledged for repayment. The bonds have an annual interest rate of 2.69% and are scheduled to mature on June 1, 2030. Principal and interest payments are made out of the debt service fund (a nonmajor governmental fund). At December 31, 2017, the City had \$1,151,800 of unspent bond proceeds remaining on the recreational facilities construction and improvement bonds.

The following is a summary of the City's future annual debt service requirements to maturity for the general obligation bonds payable:

Year Ending December 31,	Principal	Interest	Total
2018	\$ 240,000	\$ 94,002	\$ 334,002
2019	245,000	87,421	332,421
2020	260,000	80,707	340,707
2021	265,000	73,583	338,583
2022	275,000	66,324	341,324
2023 - 2027	1,500,000	213,736	1,713,736
2028 - 2030	<u>755,000</u>	<u>29,125</u>	<u>784,125</u>
Total	<u>\$ 3,540,000</u>	<u>\$ 644,898</u>	<u>\$ 4,184,898</u>

Ohio Public Works Commission (OPWC) Loans

OPWC loans were issued during 2010 for the Mayflower Boulevard reconstruction, 2011 for the Country Club Village Roadway Improvements, 2012 for the Rosemore Avenue reconstruction, 2015 for Hamilton Road improvements, 2016 for additional Hamilton Road improvements and for Etna Road improvements, and during 2017 for additional Hamilton Road and Etna Road improvements. The 2017 proceeds were deposited into the general fund and the City's nonmajor capital improvement funds. The loans are interest free and principal payments are made from the debt service fund (a nonmajor governmental fund).

**CITY OF WHITEHALL
FRANKLIN COUNTY, OHIO**

NOTES TO THE BASIC FINANCIAL STATEMENTS
FOR THE YEAR ENDED DECEMBER 31, 2017

NOTE 12 - LONG -TERM OBLIGATIONS - (Continued)

The following is a summary of the City’s future debt service principal and interest requirements for the OPWC loans. OPWC loan #CC11T has been excluded from the following calculations because the loan is currently “open” meaning the final disbursements have not yet been made from OPWC.

Year Ending December 31,	Principal	Interest	Total
2018	\$ 51,761	\$ -	\$ 51,761
2019	51,761	-	51,761
2020	51,761	-	51,761
2021	51,761	-	51,761
2022	51,761	-	51,761
2023 - 2027	258,804	-	258,804
2028 - 2032	258,803	-	258,803
2033 - 2037	123,017	-	123,017
2038 - 2042	<u>19,709</u>	<u>-</u>	<u>19,709</u>
Total	<u>\$ 919,138</u>	<u>\$ -</u>	<u>\$ 919,138</u>

Revenue Bonds

The City has pledged future nontax revenues in the City’s general fund to repay \$4,100,000 in in Series 2016 nontax revenue bonds. The City transfers the required amount of the debt payment to the debt service fund (a nonmajor governmental fund) yearly. The proceeds were used to acquire the real and personal property within the City generally known as the Commons at Royal Landing as part of a project to redevelop that property with a mix of commercial and residential uses. The Series 2016 revenue bonds are payable solely from nontax revenues in the general fund and are payable through 2031. The bonds have an annual interest rate of 2.20%. The most significant amounts of nontax revenues in the City’s general fund which are pledged for these purposes are derived from charges for services, licenses and permits and fines and forfeitures. Annual principal and interest payments on the revenue bonds are expected to require less than 13.27 percent of general fund nontax revenues. The total principal and interest remaining to be paid on the Series 2016 revenue bonds is \$4,494,365. Principal and interest paid for the current year was \$235,000 and \$87,615, respectively. General fund nontax revenues for the current year were \$2,431,787.

The following is a summary of the City’s future debt service principal and interest requirements for the Revenue Bonds.

Year Ending December 31,	Principal	Interest	Total
2018	\$ 235,000	\$ 82,445	\$ 317,445
2019	240,000	77,220	317,220
2020	245,000	71,885	316,885
2021	250,000	66,440	316,440
2022	260,000	60,830	320,830
2023 - 2027	1,390,000	214,830	1,604,830
2028 - 2031	<u>1,245,000</u>	<u>55,715</u>	<u>1,300,715</u>
Total	<u>\$ 3,865,000</u>	<u>\$ 629,365</u>	<u>\$ 4,494,365</u>

**CITY OF WHITEHALL
FRANKLIN COUNTY, OHIO**

NOTES TO THE BASIC FINANCIAL STATEMENTS
FOR THE YEAR ENDED DECEMBER 31, 2017

NOTE 12 - LONG -TERM OBLIGATIONS - (Continued)

Franklin County Infrastructure Bank (FCIB) Loan

During 2016, the City entered into a Franklin County Infrastructure Bank (FCIB) Loan in the amount of \$550,000. The proceeds will be used to finance improvements to the north Hamilton Road corridor. The interest rate on the loan is 1.70%. Principal and interest payments on the bonds are due on April 1 and October 1 of each year and will be paid from the debt service fund (a nonmajor governmental fund). The final maturity date is October 1, 2025.

The following is a summary of the City’s future debt service principal and interest requirements for the FCIB Loan.

Year Ending December 31,	Principal	Interest	Total
2018	\$ 58,030	\$ 8,134	\$ 66,164
2019	59,020	7,144	66,164
2020	60,028	6,136	66,164
2021	61,053	5,112	66,165
2022	62,095	4,069	66,164
2023 - 2025	<u>192,718</u>	<u>5,773</u>	<u>198,491</u>
Total	<u>\$ 492,944</u>	<u>\$ 36,368</u>	<u>\$ 529,312</u>

Lease Agreement

See Note 11 for detail on the City’s lease agreement obligation.

Capital lease obligations

See Note 11 for detail on the City’s capital lease obligations. In calculating the amount reported as “net investment in capital assets” on the statement of net position, it should be noted that \$3,002 of the capital lease obligation total of \$61,332 at December 31, 2017 was not used to acquire capital assets and therefore is excluded from the calculation and reported as a component of unrestricted net position.

**CITY OF WHITEHALL
FRANKLIN COUNTY, OHIO**

NOTES TO THE BASIC FINANCIAL STATEMENTS
FOR THE YEAR ENDED DECEMBER 31, 2017

NOTE 12 - LONG -TERM OBLIGATIONS - (Continued)

Real Estate Purchase Contract

The City has entered into a real estate purchase contract for the acquisition of land to be held for resale. The contract required the City to pay the seller \$100,000 per year for a ten year period. Although the land acquired by the contract was sold during 2014, the City is still obligated to the real estate purchase contract. The contract is interest free and payments are made from the general fund.

Year Ending December 31,	Principal
2018	\$ 100,000
2019	100,000
2020	<u>100,000</u>
Total	<u>\$ 300,000</u>

Net Pension Liability

See Note 14 for more details.

Compensated Absences

Compensated absences are paid primarily from the general fund and the street maintenance and repair fund (a nonmajor governmental fund).

B. Legal Debt Margin

The Ohio Revised Code provides that the net debt of a municipal corporation, whether or not approved by the electors, shall not exceed 10.5% of the total value of all property in the municipal corporation as listed and assessed for taxation. In addition, the unvoted net debt of municipal corporations cannot exceed 5.5% of the total taxation value of property. The assessed valuation used in determining the City's legal debt margin has been modified by House Bill 530 which became effective March 30, 2006. In accordance with House Bill 530, the assessed valuation used in the City's legal debt margin calculation excludes tangible personal property used in business, telephone or telegraph property, interexchange telecommunications company property, and personal property owned or leased by a railroad company and used in railroad operations. The statutory limitations on debt are measured by a direct ratio of net debt to tax valuation and expressed in terms of a percentage. At December 31, 2017, the City's total debt margin was \$22,373,486 and the unvoted debt margin was \$13,552,283.

**CITY OF WHITEHALL
FRANKLIN COUNTY, OHIO**

NOTES TO THE BASIC FINANCIAL STATEMENTS
FOR THE YEAR ENDED DECEMBER 31, 2017

NOTE 13 - RISK MANAGEMENT

A. Comprehensive

The City is exposed to various risks of loss related to torts; theft of, damage to, and destruction of assets; errors and omissions; injuries to employees; and natural disasters. During 2017, the City was insured through U.S. Specialty Insurance Company for all property, general liability, auto, public official liability, errors and omissions and law enforcement liability. Real property contents are 90% coinsured.

The City has transferred its risk of loss to the insurance carrier to the extent of the limits shown below:

<u>Type of Coverage</u>	<u>Limits of Coverage</u>	<u>Deductible</u>
Property	\$18,046,982	\$1,000
General liability		
Per occurrence	1,000,000	0
Aggregate	3,000,000	0
Vehicles		
Comprehensive/Collision	1,000,000	1,000
Inland Marine	500,000	1,000
Law enforcement	1,000,000	5,000
Public management	1,000,000	5,000
Employment practices	1,000,000	5,000

B. Health Insurance

The City has a Risk Management program (within its general fund) to account for and finance its uninsured risks of loss. Under this program, the City provides coverage for up to a maximum of \$70,000 per person per year for 2017. The City purchases commercial insurance for claims in excess of coverage provided by the Plan and for all other risks of loss.

All funds of the City participate in the program. Payments are based on actuarial estimates of the amounts needed to pay prior-year and current-year claims and to establish a reserve for catastrophic losses. That reserve was \$876,942 at December 31, 2017 and is reported as a committed fund balance in the general fund. The claims liability reported in the general fund at December 31, 2017 is based on the requirements of GASB Statement No. 10 "Accounting and Financial Reporting for Risk Financing and Related Insurance Issues", as amended by Statement No. 30 "Risk Financing Omnibus", which requires that a liability for claims be reported at the estimated ultimate cost of settling the claims if information prior to the issuance of the financial statements indicates that it is probable that a liability has been incurred at the date of the financial statements and the amount of the loss can be reasonably estimated. The changes in claims liability during the years ended December 31, 2017 and 2016 are as follows:

<u>Year</u>	<u>Beginning of Year Liability</u>	<u>Current Year Claims and Changes in Estimates</u>	<u>Claims Payments</u>	<u>End of Year Liability</u>
2017	\$ 176,806	\$ 2,616,020	\$ (2,662,740)	\$ 130,086
2016	194,009	2,320,112	(2,337,315)	176,806

**CITY OF WHITEHALL
FRANKLIN COUNTY, OHIO**

NOTES TO THE BASIC FINANCIAL STATEMENTS
FOR THE YEAR ENDED DECEMBER 31, 2017

NOTE 13 - RISK MANAGEMENT - (Continued)

The entire claims liability of \$130,086 will be liquidated using expendable available resources and, therefore, is reported as a liability of the general fund.

C. Workers' Compensation

The City pays the State Workers' Compensation System a premium based on a rate per \$100 of salaries. This rate is calculated based on accident history and administrative costs.

Claims have not exceeded coverage limitations in any of the past three years and there has been no significant reduction in coverage from the prior year.

NOTE 14 - DEFINED BENEFIT PENSION PLANS

Net Pension Liability/Asset

The net pension liability/asset reported on the statement of net position represents a liability or asset to employees for pensions. Pensions are a component of exchange transactions—between an employer and its employees—of salaries and benefits for employee services. Pensions are provided to an employee—on a deferred-payment basis—as part of the total compensation package offered by an employer for employee services each financial period. The obligation to sacrifice resources for pensions is a present obligation because it was created as a result of employment exchanges that already have occurred.

The net pension liability/asset represents the City's proportionate share of each pension plan's collective actuarial present value of projected benefit payments attributable to past periods of service, net of each pension plan's fiduciary net position. The net pension liability/asset calculation is dependent on critical long-term variables, including estimated average life expectancies, earnings on investments, cost of living adjustments and others. While these estimates use the best information available, unknowable future events require adjusting this estimate annually.

The Ohio Revised Code limits the City's obligation for this liability to annually required payments. The City cannot control benefit terms or the manner in which pensions are financed; however, the City does receive the benefit of employees' services in exchange for compensation including pension.

GASB 68 assumes any net pension liability is solely the obligation of the employer, because (1) they benefit from employee services; and (2) State statute requires all funding to come from these employers. All contributions to date have come solely from these employers (which also includes costs paid in the form of withholdings from employees). State statute requires the pension plans to amortize unfunded liabilities within 30 years. If the amortization period exceeds 30 years, each pension plan's board must propose corrective action to the State legislature. Any resulting legislative change to benefits or funding could significantly affect the net pension liability. Resulting adjustments to the net pension liability would be effective when the changes are legally enforceable.

The proportionate share of each plan's unfunded benefits or overfunded benefits is presented as a long-term *net pension liability* or *net pension asset*, respectively, on the accrual basis of accounting. Any liability for the contractually-required pension contribution outstanding at the end of the year is included in *due to other governments* on both the accrual and modified accrual bases of accounting.

**CITY OF WHITEHALL
FRANKLIN COUNTY, OHIO**

NOTES TO THE BASIC FINANCIAL STATEMENTS
FOR THE YEAR ENDED DECEMBER 31, 2017

NOTE 14 - DEFINED BENEFIT PENSION PLANS - (Continued)

Plan Description – Ohio Public Employees Retirement System (OPERS)

Plan Description - City employees, other than full-time police and firefighters, participate in the Ohio Public Employees Retirement System (OPERS). OPERS administers three separate pension plans. The Traditional Pension Plan is a cost-sharing, multiple-employer defined benefit pension plan. The Member-Directed Plan is a defined contribution plan and the Combined Plan is a cost-sharing, multiple-employer defined benefit pension plan with defined contribution features. While members (e.g. City employees) may elect the Member-Directed Plan and the Combined Plan, substantially all employee members are in OPERS' Traditional Pension Plan.

OPERS provides retirement, disability, survivor and death benefits, and annual cost of living adjustments to members of the Traditional Pension Plan. Authority to establish and amend benefits is provided by Chapter 145 of the Ohio Revised Code. OPERS issues a stand-alone financial report that includes financial statements, required supplementary information and detailed information about OPERS' fiduciary net position that may be obtained by visiting <https://www.opers.org/financial/reports.shtml>, by writing to the Ohio Public Employees Retirement System, 277 East Town Street, Columbus, Ohio 43215-4642, or by calling 800-222-7377.

Senate Bill (SB) 343 was enacted into law with an effective date of January 7, 2013. In the legislation, members were categorized into three groups with varying provisions of the law applicable to each group. The following table provides age and service requirements for retirement and the retirement formula applied to final average salary (FAS) for the three member groups under the Traditional Pension Plan as per the reduced benefits adopted by SB 343 (see OPERS CAFR referenced above for additional information):

Group A	Group B	Group C
Eligible to retire prior to January 7, 2013 or five years after January 7, 2013	20 years of service credit prior to January 7, 2013 or eligible to retire ten years after January 7, 2013	Members not in other Groups and members hired on or after January 7, 2013
State and Local	State and Local	State and Local
Age and Service Requirements: Age 60 with 60 months of service credit or Age 55 with 25 years of service credit	Age and Service Requirements: Age 60 with 60 months of service credit or Age 55 with 25 years of service credit	Age and Service Requirements: Age 57 with 25 years of service credit or Age 62 with 5 years of service credit
Formula: 2.2% of FAS multiplied by years of service for the first 30 years and 2.5% for service years in excess of 30	Formula: 2.2% of FAS multiplied by years of service for the first 30 years and 2.5% for service years in excess of 30	Formula: 2.2% of FAS multiplied by years of service for the first 35 years and 2.5% for service years in excess of 35

Final average Salary (FAS) represents the average of the three highest years of earnings over a member's career for Groups A and B. Group C is based on the average of the five highest years of earnings over a member's career.

Members who retire before meeting the age and years of service credit requirement for unreduced benefits receive a percentage reduction in the benefit amount.

When a benefit recipient has received benefits for 12 months, an annual cost of living adjustment (COLA) is provided. This COLA is calculated on the base retirement benefit at the date of retirement and is not compounded. For those retiring prior to January 7, 2013, the COLA will continue to be a 3.00% simple annual COLA. For those retiring subsequent to January 7, 2013, beginning in calendar year 2019, the COLA will be based on the average percentage increase in the Consumer Price Index, capped at 2.25%.

**CITY OF WHITEHALL
FRANKLIN COUNTY, OHIO**

NOTES TO THE BASIC FINANCIAL STATEMENTS
FOR THE YEAR ENDED DECEMBER 31, 2017

NOTE 14 - DEFINED BENEFIT PENSION PLANS - (Continued)

Benefits in the Combined Plan consist of both an age-and-service formula benefit (defined benefit) and a defined contribution element. The defined benefit element is calculated on the basis of age, FAS, and years of service. Eligibility regarding age and years of service in the Combined Plan is the same as the Traditional Pension Plan. The benefit formula for the defined benefit component of the plan for State and Local members in transition Groups A and B applies a factor of 1.00% to the member's FAS for the first 30 years of service.

A factor of 1.25% is applied to years of service in excess of 30. The benefit formula for transition Group C applies a factor of 1.0% to the member's FAS and the first 35 years of service and a factor of 1.25% is applied to years in excess of 35. Persons retiring before age 65 with less than 30 years of service credit receive a percentage reduction in benefit. The defined contribution portion of the benefit is based on accumulated member contributions plus or minus any investment gains or losses on those contributions. Members retiring under the Combined Plan receive a 2.25% COLA adjustment on the defined benefit portion of their benefit.

Defined contribution plan benefits are established in the plan documents, which may be amended by the OPERS's Board of Trustees. Member-Directed Plan and Combined Plan members who have met the retirement eligibility requirements may apply for retirement benefits. The amount available for defined contribution benefits in the Combined Plan consists of the member's contributions plus or minus the investment gains or losses resulting from the member's investment selections. The amount available for defined contribution benefits in the Member-Directed Plan consists of the members' contributions, vested employer contributions and investment gains or losses resulting from the members' investment selections. Employer contributions and associated investment earnings vest over a five-year period, at a rate of 20% each year. For additional information, see the Plan Statement in the OPERS CAFR.

Funding Policy - The Ohio Revised Code (ORC) provides statutory authority for member and employer contributions as follows:

	State and Local
2017 Statutory Maximum Contribution Rates	
Employer	14.0 %
Employee	10.0 %
 2017 Actual Contribution Rates	
Employer:	
Pension	13.0 %
Post-employment Health Care Benefits	1.0 %
Total Employer	14.0 %
Employee	10.0 %

**CITY OF WHITEHALL
FRANKLIN COUNTY, OHIO**

NOTES TO THE BASIC FINANCIAL STATEMENTS
FOR THE YEAR ENDED DECEMBER 31, 2017

NOTE 14 - DEFINED BENEFIT PENSION PLANS - (Continued)

Employer contribution rates are actuarially determined and are expressed as a percentage of covered payroll.

The City's contractually required contribution for the Traditional Pension Plan, the Combined Plan and Member-Directed Plan was \$808,023 for 2017. Of this amount, \$645 is reported as due to other governments.

Plan Description – Ohio Police & Fire Pension Fund (OP&F)

Plan Description - City full-time police and firefighters participate in Ohio Police and Fire Pension Fund (OP&F), a cost-sharing, multiple-employer defined benefit pension plan administered by OP&F. OP&F provides retirement and disability pension benefits, annual cost-of-living adjustments, and death benefits to plan members and beneficiaries. Benefit provisions are established by the Ohio State Legislature and are codified in Chapter 742 of the Ohio Revised Code. OP&F issues a publicly available financial report that includes financial information and required supplementary information and detailed information about OP&F fiduciary net position. The report that may be obtained by visiting the OPF website at www.op-f.org or by writing to the Ohio Police and Fire Pension Fund, 140 East Town Street, Columbus, Ohio 43215-5164.

Upon attaining a qualifying age with sufficient years of service, a member of OP&F may retire and receive a lifetime monthly pension. OP&F offers four types of service retirement: normal, service commuted, age/service commuted and actuarially reduced. Each type has different eligibility guidelines and is calculated using the member's average annual salary. The following discussion of the pension formula relates to normal service retirement.

For members hired after July 1, 2013, the minimum retirement age is 52 for normal service retirement with at least 25 years of service credit. For members hired on or before after July 1, 2013, the minimum retirement age is 48 for normal service retirement with at least 25 years of service credit.

The annual pension benefit for normal service retirement is equal to a percentage of the allowable average annual salary. The percentage equals 2.50% for each of the first 20 years of service credit, 2.00% for each of the next five years of service credit and 1.50% for each year of service credit in excess of 25 years. The maximum pension of 72.00% of the allowable average annual salary is paid after 33 years of service credit.

Under normal service retirement, retired members who are at least 55 years old and have been receiving OPF benefits for at least one year may be eligible for a cost-of-living allowance adjustment. The age 55 provision for receiving a COLA does not apply to those who are receiving a permanent and total disability benefit and statutory survivors.

Members retiring under normal service retirement, with less than 15 years of service credit on July 1, 2013, will receive a COLA equal to either three percent or the percent increase, if any, in the consumer price index (CPI) over the 12-month period ending on September 30 of the immediately preceding year, whichever is less. The COLA amount for members with at least 15 years of service credit as of July 1, 2013 is equal to three percent of their base pension or disability benefit.

**CITY OF WHITEHALL
FRANKLIN COUNTY, OHIO**

NOTES TO THE BASIC FINANCIAL STATEMENTS
FOR THE YEAR ENDED DECEMBER 31, 2017

NOTE 14 - DEFINED BENEFIT PENSION PLANS - (Continued)

Funding Policy - The Ohio Revised Code (ORC) provides statutory authority for member and employer contributions as follows:

	<u>Police</u>	<u>Firefighters</u>
2017 Statutory Maximum Contribution Rates		
Employer	19.50 %	24.00 %
Employee	12.25 %	12.25 %
2017 Actual Contribution Rates		
Employer:		
Pension	19.00 %	23.50 %
Post-employment Health Care Benefits	<u>0.50 %</u>	<u>0.50 %</u>
Total Employer	<u>19.50 %</u>	<u>24.00 %</u>
Employee	12.25 %	12.25 %

Employer contribution rates are expressed as a percentage of covered payroll. The City's contractually required contribution to OP&F was \$2,130,512 for 2017. Of this amount \$18,894 is reported as due to other governments.

Pension Liabilities/Assets, Pension Expense, and Deferred Outflows of Resources and Deferred Inflows of Resources Related to Pensions

The net pension liability and net pension asset for the OPERS Traditional Pension Plan, Combined Plan and Member-Directed Plan, respectively, were measured as of December 31, 2016, and the total pension liability or asset used to calculate the net pension liability or asset was determined by an actuarial valuation as of that date. OP&F's total pension liability was measured as of December 31, 2016 and was determined by rolling forward the total pension liability as of January 1, 2016, to December 31, 2016. The City's proportion of the net pension liability or asset was based on the City's share of contributions to the pension plan relative to the contributions of all participating entities. Following is information related to the proportionate share and pension expense:

**CITY OF WHITEHALL
FRANKLIN COUNTY, OHIO**

NOTES TO THE BASIC FINANCIAL STATEMENTS
FOR THE YEAR ENDED DECEMBER 31, 2017

NOTE 14 - DEFINED BENEFIT PENSION PLANS - (Continued)

	OPERS - Traditional	OPERS - Combined	OPERS - Member- Directed	OP&F	Total
Proportion of the net pension liability/asset prior measurement date	0.033649%	0.000000%	0.008758%	0.410112%	
Proportion of the net pension liability/asset current measurement date	<u>0.033642%</u>	<u>0.000062%</u>	<u>0.008605%</u>	<u>0.408662%</u>	
Change in proportionate share	<u>-0.000007%</u>	<u>0.000062%</u>	<u>-0.000153%</u>	<u>-0.001450%</u>	
Proportionate share of the net pension liability	\$ 7,639,526	\$ -	\$ -	\$ 25,884,265	\$ 33,523,791
Proportionate share of the net pension asset	-	(35)	(36)	-	(71)
Pension expense	1,785,136	25	44	3,321,021	5,106,226

**CITY OF WHITEHALL
FRANKLIN COUNTY, OHIO**

NOTES TO THE BASIC FINANCIAL STATEMENTS
FOR THE YEAR ENDED DECEMBER 31, 2017

NOTE 14 - DEFINED BENEFIT PENSION PLANS - (Continued)

At December 31, 2017, the City reported deferred outflows of resources and deferred inflows of resources related to pensions from the following sources:

	OPERS - Traditional	OPERS - Combined	OPERS - Member- Directed	OP&F	Total
Deferred outflows of resources					
Differences between expected and actual experience	\$ 10,355	\$ -	\$ 363	\$ 7,322	\$ 18,040
Net difference between projected and actual earnings on pension plan investments	1,137,702	9	30	2,517,128	3,654,869
Changes of assumptions	1,211,721	8	40	-	1,211,769
Changes in employer's proportionate percentage/ difference between employer contributions	180,822	-	-	603,404	784,226
City contributions subsequent to the measurement date	795,734	-	12,289	2,130,512	2,938,535
Total deferred outflows of resources	<u>\$ 3,336,334</u>	<u>\$ 17</u>	<u>\$ 12,722</u>	<u>\$ 5,258,366</u>	<u>\$ 8,607,439</u>
Deferred inflows of resources					
Differences between expected and actual experience	\$ 45,466	\$ 16	\$ -	\$ 59,597	\$ 105,079
Total deferred inflows of resources	<u>\$ 45,466</u>	<u>\$ 16</u>	<u>\$ -</u>	<u>\$ 59,597</u>	<u>\$ 105,079</u>

\$2,938,535 reported as deferred outflows of resources related to pension resulting from City contributions subsequent to the measurement date will be recognized as a reduction of the net pension liability/asset in the year ending December 31, 2018.

**CITY OF WHITEHALL
FRANKLIN COUNTY, OHIO**

NOTES TO THE BASIC FINANCIAL STATEMENTS
FOR THE YEAR ENDED DECEMBER 31, 2017

NOTE 14 - DEFINED BENEFIT PENSION PLANS - (Continued)

Other amounts reported as deferred outflows of resources and deferred inflows of resources related to pension will be recognized in pension expense as follows:

Year Ending December 31:	OPERS - Traditional	OPERS - Combined	OPERS - Member- Directed	OP&F	Total
2018	\$ 1,061,761	\$ 1	\$ 65	\$ 1,102,120	\$ 2,163,947
2019	1,056,937	1	65	1,102,120	2,159,123
2020	409,784	1	61	874,012	1,283,858
2021	(33,348)	(2)	51	(55,985)	(89,284)
2022	-	(2)	53	42,864	42,915
Thereafter	-	2	138	3,126	3,266
Total	\$ 2,495,134	\$ 1	\$ 433	\$ 3,068,257	\$ 5,563,825

Actuarial Assumptions - OPERS

Actuarial valuations of an ongoing plan involve estimates of the values of reported amounts and assumptions about the probability of occurrence of events far into the future. Examples include assumptions about future employment, mortality, and cost trends. Actuarially determined amounts are subject to continual review or modification as actual results are compared with past expectations and new estimates are made about the future.

Projections of benefits for financial reporting purposes are based on the substantive plan (the plan as understood by the employers and plan members) and include the types of benefits provided at the time of each valuation. The total pension liability was determined by an actuarial valuation as of December 31, 2016, using the following actuarial assumptions applied to all prior periods included in the measurement in accordance with the requirements of GASB 67. In 2016, the Board's actuarial consultants conducted an experience study for the period 2011 through 2015, comparing assumptions to actual results. The experience study incorporates both a historical review and forward-looking projections to determine the appropriate set of assumptions to keep the plan on a path toward full funding. Information from this study led to changes in both demographic and economic assumptions, with the most notable being a reduction in the actuarially assumed rate of return from 8.00% down to 7.50%, for the defined benefit investments, decreasing the wage inflation from 3.75% to 3.25% and changing the future salary increases from a range of 4.25%-10.05% to 3.25%-10.75%. Key methods and assumptions used in the latest actuarial valuation, reflecting experience study results, are presented below.

Wage inflation	3.25%
Future salary increases, including inflation COLA or ad hoc COLA	3.25% to 10.75% including wage inflation Pre 1/7/2013 retirees: 3.00%, simple Post 1/7/2013 retirees: 3.00%, simple through 2018, then 2.15% simple
Investment rate of return	7.50%
Actuarial cost method	Individual entry age

**CITY OF WHITEHALL
FRANKLIN COUNTY, OHIO**

NOTES TO THE BASIC FINANCIAL STATEMENTS
FOR THE YEAR ENDED DECEMBER 31, 2017

NOTE 14 - DEFINED BENEFIT PENSION PLANS - (Continued)

Mortality rates are based on the RP-2014 Healthy Annuitant mortality table. For males, Healthy Annuitant Mortality tables were used, adjusted for mortality improvement back to the observation period base of 2006 and then established the base year as 2015. For females, Healthy Annuitant Mortality tables were used, adjusted for mortality improvements back to the observation period base year of 2006 and then established the base year as 2010. The mortality rates used in evaluating disability allowances were based on the RP-2014 Disabled mortality tables, adjusted for mortality improvement back to the observation base year of 2006 and then established the base year as 2015 for males and 2010 for females. Mortality rates for a particular calendar year for both healthy and disabled retiree mortality tables are determined by applying the MP-2015 mortality improvement scale to the above described tables.

The most recent experience study was completed for the five-year period ended December 31, 2015.

The long-term rate of return on defined benefit investment assets was determined using a building-block method in which best-estimate ranges of expected future real rates of return are developed for each major asset class. These ranges are combined to produce the long-term expected real rate of return by weighting the expected future real rates of return by the target asset allocation percentage, adjusted for inflation.

During 2016, OPERS managed investments in four investment portfolios: the Defined Benefit portfolio, the 401(h) Health Care Trust portfolio, the 115 Health Care Trust portfolio and the Defined Contribution portfolio. The 401(h) Health Care Trust portfolio was closed as of June 30, 2016 and the net position transferred to the 115 Health Care Trust portfolio on July 1, 2016. The Defined Benefit portfolio contains the investment assets of the Traditional Pension Plan, the defined benefit component of the Combined Plan and the annuitized accounts of the Member-Directed Plan. The Defined Benefit portfolio historically included the assets of the Member-Directed retiree medical accounts funded through the VEBA Trust. However, the VEBA Trust was closed as of June 30, 2016 and the net position transferred to the 115 Health Care Trust portfolio on July 1, 2016. Within the Defined Benefit portfolio, contributions into the plans are all recorded at the same time, and benefit payments all occur on the first of the month. Accordingly, the money-weighted rate of return is considered to be the same for all plans within the portfolio. The annual money-weighted rate of return expressing investment performance, net of investment expenses and adjusted for the changing amounts actually invested, for the Defined Benefit portfolio is 8.3% for 2016.

The allocation of investment assets with the Defined Benefit portfolio is approved by the OPERS Board of Trustees as outlined in the annual investment plan. Plan assets are managed on a total return basis with a long-term objective of achieving and maintaining a fully funded status for the benefits provided through the defined benefit pension plans. The table below displays the Board-approved asset allocation policy for 2016 and the long-term expected real rates of return:

**CITY OF WHITEHALL
FRANKLIN COUNTY, OHIO**

NOTES TO THE BASIC FINANCIAL STATEMENTS
FOR THE YEAR ENDED DECEMBER 31, 2017

NOTE 14 - DEFINED BENEFIT PENSION PLANS - (Continued)

Asset Class	Target Allocation	Weighted Average Long-Term Expected Real Rate of Return (Arithmetic)
Fixed income	23.00 %	2.75 %
Domestic equities	20.70	6.34
Real estate	10.00	4.75
Private equity	10.00	8.97
International equities	18.30	7.95
Other investments	18.00	4.92
Total	<u>100.00 %</u>	<u>5.66 %</u>

Discount Rate - The discount rate used to measure the total pension liability/asset was 7.50%, post-experience study results, for the Traditional Pension Plan, the Combined Plan and Member-Directed Plan. A discount rate of 8.00% was used in the previous measurement period. The projection of cash flows used to determine the discount rate assumed that contributions from plan members and those of the contributing employers are made at the contractually required rates, as actuarially determined. Based on those assumptions, the pension plan's fiduciary net position was projected to be available to make all projected future benefits payments of current plan members. Therefore, the long-term expected rate of return on pension plan investments for the Traditional Pension Plan, Combined Plan and Member-Directed Plan was applied to all periods of projected benefit payments to determine the total pension liability.

Sensitivity of the City's Proportionate Share of the Net Pension Liability to Changes in the Discount Rate - The following table presents the City's proportionate share of the net pension liability/asset calculated using the current period discount rate assumption of 7.50%, as well as what the City's proportionate share of the net pension liability/asset would be if it were calculated using a discount rate that is one-percentage-point lower (6.50%) or one-percentage-point higher (8.50%) than the current rate:

	1% Decrease (6.50%)	Current Discount Rate (7.50%)	1% Increase (8.50%)
City's proportionate share of the net pension liability (asset):			
Traditional Pension Plan	\$ 11,671,083	\$ 7,639,526	\$ 4,279,935
Combined Plan	2	(35)	(63)
Member-Directed Plan	86	(36)	(86)

Actuarial Assumptions – OP&F

OP&F's total pension liability as of December 31, 2016 is based on the results of an actuarial valuation date of January 1, 2016 and rolled-forward using generally accepted actuarial procedures. The total pension liability is determined by OP&F's actuaries in accordance with GASB Statement No. 67, as part of their annual valuation. Actuarial valuations of an ongoing plan involve estimates of reported amounts and assumptions about probability of occurrence of events far into the future. Examples include assumptions about future employment mortality, salary increases, disabilities, retirements and employment terminations. Actuarially determined amounts are subject to continual review and potential modifications, as actual results are compared with past expectations and new estimates are made about the future.

**CITY OF WHITEHALL
FRANKLIN COUNTY, OHIO**

NOTES TO THE BASIC FINANCIAL STATEMENTS
FOR THE YEAR ENDED DECEMBER 31, 2017

NOTE 14 - DEFINED BENEFIT PENSION PLANS - (Continued)

Key methods and assumptions used in calculating the total pension liability in the latest actuarial valuation, prepared as of January 1, 2016, are presented below:

Valuation date	January 1, 2016
Actuarial cost method	Entry age normal
Investment rate of return	8.25%
Projected salary increases	4.25% - 11.00%
Payroll increases	3.75%
Inflation assumptions	3.25%
Cost of living adjustments	2.60% and 3.00% simple

Rates of death are based on the RP2000 Combined Table, age-adjusted as follows. For active members, set back six years. For disability retirements, set forward five years for police and three years for firefighters. For service retirements, set back zero years for police and two years for firefighters. For beneficiaries, set back zero years. The rates are applied on a fully generational basis, with a base year of 2009, using mortality improvement Scale AA.

The most recent experience study was completed for the five-year period ended December 31, 2016. The recommended assumption changes based on this experience study were adopted by OPF's Board and were effective beginning with the January 1, 2017 actuarial valuation.

The long-term expected rate of return on pension plan investments was determined using a building-block approach and assumes a time horizon, as defined in the Statement of Investment Policy. A forecasted rate of inflation serves as the baseline for the return expected. Various real return premiums over the baseline inflation rate have been established for each asset class. The long-term expected nominal rate of return has been determined by calculating a weighted averaged of the expected real return premiums for each asset class, adding the projected inflation rate and adding the expected return from rebalancing uncorrelated asset classes.

**CITY OF WHITEHALL
FRANKLIN COUNTY, OHIO**

NOTES TO THE BASIC FINANCIAL STATEMENTS
FOR THE YEAR ENDED DECEMBER 31, 2017

NOTE 14 - DEFINED BENEFIT PENSION PLANS - (Continued)

Best estimates of the long-term expected geometric real rates of return for each major asset class included in OPF's target asset allocation as of December 31, 2016 are summarized below:

Asset Class	Target Allocation	10 Year Expected Real Rate of Return **	30 Year Expected Real Rate of Return **
Cash and Cash Equivalents	- %		
Domestic Equity	16.00	4.46 %	5.21 %
Non-US Equity	16.00	4.66	5.40
Core Fixed Income *	20.00	1.67	2.37
Global Inflation			
Protected Securities *	20.00	0.49	2.33
High Yield	15.00	3.33	4.48
Real Estate	12.00	4.71	5.65
Private Markets	8.00	7.31	7.99
Timber	5.00	6.87	6.87
Master Limited Partnerships	8.00	6.92	7.36
Total	120.00 %		

Note: assumptions are geometric.

* levered 2x

** numbers include inflation

OPF's Board of Trustees has incorporated the "risk parity" concept into OP&F's asset liability valuation with the goal of reducing equity risk exposure, which reduces overall Total Portfolio risk without sacrificing return, and creating a more risk-balanced portfolio based on their relationship between asset classes and economic environments. From the notional portfolio perspective above, the Total Portfolio may be levered up to 1.2 times due to the application of leverage in certain fixed income asset classes.

Discount Rate - The total pension liability was calculated using the discount rate of 8.25%. The projection of cash flows used to determine the discount rate assumed the contributions from employers and from the members would be computed based on contribution requirements as stipulated by State statute. Projected inflows from investment earning were calculated using the longer-term assumed investment rate of return 8.25%. Based on those assumptions, the plan's fiduciary net position was projected to be available to make all future benefit payments of current plan members. Therefore, a long-term expected rate of return on pension plan investments was applied to all periods of projected benefits to determine the total pension liability.

**CITY OF WHITEHALL
FRANKLIN COUNTY, OHIO**

NOTES TO THE BASIC FINANCIAL STATEMENTS
FOR THE YEAR ENDED DECEMBER 31, 2017

NOTE 14 - DEFINED BENEFIT PENSION PLANS - (Continued)

Sensitivity of the City's Proportionate Share of the Net Pension Liability to Changes in the Discount Rate - Net pension liability is sensitive to changes in the discount rate, and to illustrate the potential impact the following table presents the net pension liability calculated using the discount rate of 8.25%, as well as what the net pension liability would be if it were calculated using a discount rate that is one percentage point lower (7.25%), or one percentage point higher (9.25%) than the current rate.

	1% Decrease (7.25%)	Current Discount Rate (8.25%)	1% Increase (9.25%)
City's proportionate share of the net pension liability	\$ 34,474,742	\$ 25,884,265	\$ 18,603,675

Changes Between Measurement Date and Report Date - In October 2017, the OP&F Board adopted certain assumption changes which will impact their annual actuarial valuation prepared as of January 1, 2017. The most significant change is a reduction in the discount rate from 8.25% to 8.00%. Although the exact amount of these changes is not known, it has the potential to impact to the City's net pension liability.

NOTE 15 - POSTRETIREMENT BENEFIT PLANS

A. Ohio Public Employees Retirement System

Plan Description - OPERS administers three separate pension plans: The Traditional Pension Plan—a cost-sharing, multiple-employer defined benefit pension plan; the Member Directed Plan—a defined contribution plan; and the Combined Plan—a cost-sharing, multiple-employer defined benefit pension plan that has elements of both a defined benefit and defined contribution plan.

OPERS maintains a cost-sharing, multiple-employer defined benefit post-employment health care trust, which funds multiple health care plans including medical coverage, prescription drug coverage and deposits to a Health Reimbursement Arrangement to qualifying benefit recipients of both the Traditional Pension and the Combined plans. This trust is also used to fund health care for Member Directed Plan participants, in the form of a Retiree Medical Account (RMA). At retirement or refund, Member-Directed Plan participants may be eligible for reimbursement of qualified medical expenses from their vested RMA balance.

In order to qualify for health care coverage, age-and-service retirees under the Traditional Pension and Combined plans must have 20 or more years of qualifying Ohio service credit. Health care coverage for disability benefit recipients and qualified survivor benefit recipients is available. The health care coverage provided by OPERS meets the definition of an Other Post Employment Benefit (OPEB) as described in GASB Statement 45. Please see the Plan Statement in the OPERS 2016 CAFR for details.

The Ohio Revised Code permits, but does not require, OPERS to provide health care to its eligible benefit recipients. Authority to establish and amend health care coverage is provided to the OPERS Board of Trustees (OPERS Board) in Chapter 145 of the Ohio Revised Code.

Disclosures for the healthcare plan are presented separately in the OPERS financial report which may be obtained by visiting <https://www.opers.org/financial/reports.shtml>, writing to OPERS, 277 East Town Street, Columbus, OH 43215-4642 or by calling (800) 222-7377.

**CITY OF WHITEHALL
FRANKLIN COUNTY, OHIO**

NOTES TO THE BASIC FINANCIAL STATEMENTS
FOR THE YEAR ENDED DECEMBER 31, 2017

NOTE 15 - POSTRETIREMENT BENEFIT PLANS - (Continued)

Funding Policy - The post-employment healthcare plan was established under, and is administered in accordance with, Internal Revenue Code Section 401(h). State statute requires that public employers fund post-employment healthcare through contributions to OPERS. A portion of each employer's contribution to the Traditional or Combined Plans is set aside for the funding of post-employment health care.

Employer contribution rates are expressed as a percentage of the covered payroll of active employees. In 2017, local government employers contributed 14.00% of covered payroll. Each year the OPERS' Retirement Board determines the portion of the employer contribution rate that will be set aside for the funding of the postemployment health care benefits. The portion of employer contributions allocated to fund post-employment healthcare for members in the Traditional Plan and Combined Plan for 2017 was 1.00%.

The OPERS Retirement Board is also authorized to establish rules for the payment of a portion of the health care benefits provided, by the retiree or their surviving beneficiaries. Payment amounts vary depending on the number of covered dependents and the coverage selected. Active members do not make contributions to the post-employment healthcare plan.

The City's contributions allocated to fund post-employment health care benefits for the years ended December 31, 2017, 2016, and 2015 were \$66,126, \$121,680, and \$114,145, respectively; 99.93% has been contributed for 2017 and 100% has been contributed for 2016 and 2015. The remaining 2017 post-employment health care benefits liability has been reported as due to other governments on the basic financial statements.

Changes to the health care plan were adopted by the OPERS Board of Trustees on September 19, 2012, with a transition plan commencing January 1, 2014. With the recent passage of pension legislation under State Bill 343 and the approved health care changes, OPERS expects to be able to consistently allocate 4.00% of the employer contributions toward the health care fund after the end of the transition period.

B. Ohio Police and Fire Pension Fund

Plan Description - The City contributes to the OP&F Pension Fund sponsored health care program, a cost-sharing multiple-employer defined postemployment health care plan administered by OP&F. OP&F provides healthcare benefits including coverage for medical, prescription drugs, dental, vision, Medicare Part B Premium and long term care to retirees, qualifying benefit recipients and their eligible dependents.

OP&F provides access to post-employment health care coverage to any person who receives or is eligible to receive a monthly service, disability or survivor benefit check or is a spouse or eligible dependent child of such person. The health care coverage provided by OP&F meets the definition of an Other Post Employment Benefit (OPEB) as described in GASB Statement 45.

The Ohio Revised Code allows, but does not mandate OP&F to provide OPEB benefits. Authority for the OP&F Board of Trustees to provide health care coverage to eligible participants and to establish and amend benefits is codified in Chapter 742 of the Ohio Revised Code.

OP&F issues a publicly available financial report that includes financial statements and required supplementary information for the plan. That report may be obtained by writing to the OP&F, 140 East Town Street, Columbus, Ohio 43215-5164 or by visiting the website at www.op-f.org.

**CITY OF WHITEHALL
FRANKLIN COUNTY, OHIO**

NOTES TO THE BASIC FINANCIAL STATEMENTS
FOR THE YEAR ENDED DECEMBER 31, 2017

NOTE 15 - POSTRETIREMENT BENEFIT PLANS - (Continued)

Funding Policy - The Ohio Revised Code provides for contribution requirements of the participating employers and of plan members to the OP&F (defined benefit pension plan). Participating employers are required to contribute to the pension plan at rates expressed as percentages of the payroll of active pension plan members, currently, 19.50% and 24.00% of covered payroll for police and fire employers, respectively. The Ohio Revised Code states that the employer contribution may not exceed 19.50% of covered payroll for police employer units and 24.00% of covered payroll for fire employer units. Active members do not make contributions to the OPEB Plan.

OP&F maintains funds for health care in two separate accounts, one account is for health care benefits under an Internal Revenue Code Section 115 trust and the other account is for Medicare Part B reimbursements administered as an Internal Revenue Code Section 401(h) account, both of which are within the defined benefit pension plan, under the authority granted by the Ohio Revised Code to the OP&F Board of Trustees.

The Board of Trustees is authorized to allocate a portion of the total employer contributions made into the pension plan into the Section 115 trust and the Section 401(h) account as the employer contribution for retiree health care benefits. The portion of employer contributions allocated to health care was .5% of covered payroll from January 1, 2017 thru December 31, 2017. The amount of employer contributions allocated to the health care plan each year is subject to the Trustees' primary responsibility to ensure that the pension benefits are adequately funded and is limited by the provisions of Sections 115 and 401(h).

The OP&F Board of Trustees also is authorized to establish requirements for contributions to the health care plan by retirees and their eligible dependents, or their surviving beneficiaries. Payment amounts vary depending on the number of covered dependents and the coverage selected.

The City's contributions to OP&F which were allocated to fund post-employment healthcare benefits for police officers and firefighters were \$24,908 and \$25,191 for the year ended December 31, 2017, \$24,170 and \$25,572 for the year ended December 31, 2016, and \$23,348 and \$23,254, for the year ended December 31, 2015. 100% has been contributed for 2016 and 2015. 99.05% has been contributed for police and 99.20% has been contributed for firefighters for 2017. The remaining 2017 post-employment health care benefits liability has been reported as due to other governments on the basic financial statements.

**CITY OF WHITEHALL
FRANKLIN COUNTY, OHIO**

NOTES TO THE BASIC FINANCIAL STATEMENTS
FOR THE YEAR ENDED DECEMBER 31, 2017

NOTE 16 - BUDGETARY BASIS OF ACCOUNTING

While reporting financial position, results of operations, and changes in fund balance on the basis of accounting principles generally accepted in the United States of America (GAAP), the budgetary basis as provided by law is based upon accounting for certain transactions on a basis of cash receipts and disbursements.

The statement of revenue, expenditures and changes in fund balance - budget and actual (non-GAAP budgetary basis) presented for the general fund and TIF fund are presented on the budgetary basis to provide a meaningful comparison of actual results with the budget. The major differences between the budget basis and the GAAP basis are that:

- (a) Revenues and other financing sources are recorded when received in cash (budget basis) as opposed to when susceptible to accrual (GAAP basis);
- (b) Expenditures and other financing uses are recorded when paid in cash (budget basis) as opposed to when the liability is incurred (GAAP basis);
- (c) In order to determine compliance with Ohio law, and to reserve that portion of the applicable appropriation, total outstanding encumbrances (budget basis) are recorded as the equivalent of an expenditure, as opposed to assigned or committed fund balance for that portion of outstanding encumbrances not already recognized as an account payable (GAAP basis);
- (d) Advances-in and advances-out are operating transactions (budget basis) as opposed to balance sheet transactions (GAAP basis);
- (e) Investments are reported at fair value (GAAP basis), rather than cost (budget basis); and,
- (f) Some funds are included in the general fund (GAAP basis), but have separate legally adopted budgets (budget basis).

The following table summarizes the adjustments necessary to reconcile the GAAP basis statements (as reported in the fund financial statements) to the budgetary basis statements for all governmental funds for which a budgetary basis statement is presented:

Net Change in Fund Balance

	General fund	TIF
Budget basis	\$ (729,761)	\$ 331,835
Net adjustment for revenue accruals	(55,937)	-
Net adjustment for expenditure accruals	(454,415)	(36,015)
Net adjustment for other sources/uses	680,643	(52,527)
Funds budgeted elsewhere	94,443	-
Adjustment for encumbrances	873,491	36,015
GAAP basis	\$ 408,464	\$ 279,308

**CITY OF WHITEHALL
FRANKLIN COUNTY, OHIO**

NOTES TO THE BASIC FINANCIAL STATEMENTS
FOR THE YEAR ENDED DECEMBER 31, 2017

NOTE 16 - BUDGETARY BASIS OF ACCOUNTING - (Continued)

Certain funds that are legally budgeted in separate special revenue funds are considered part of the general fund on a GAAP basis. This includes the unclaimed monies fund, self-funded insurance trust fund, tax incentive program fund, accrued benefits fund and recreation trust fund.

NOTE 17 - CONTINGENCIES

A. Grants

The City receives significant financial assistance from numerous federal and State agencies in the form of grants. The disbursement of funds received under these programs generally requires compliance with terms and conditions specified in the grant agreements and are subject to audit by the grantor agencies. Any disallowed claims resulting from such audits could become a liability of the General Fund or other applicable funds. However, in the opinion of management, any such disallowed claims will not have a material effect on any of the financial statements of the individual fund types included herein or on the overall financial position of the City at December 31, 2017.

B. Litigation

The City is a defendant in various lawsuits. Although the outcome of these lawsuits is not presently determinable, in the opinion of the City Attorney the resolution of these matters will not have a material adverse effect on the financial condition of the City.

NOTE 18 - JOINTLY GOVERNED ORGANIZATION

The City is a participant in the Mid-Ohio Regional Planning Commission (MORPC), a jointly governed organization. MORPC is composed of 104 representatives appointed by member governments who make up the Commission, the policy-making body of MORPC, and the oversight board. MORPC is a voluntary association of local governments in central and south central Ohio and a regional planning agency whose membership includes more than 60 political subdivisions in and around Franklin, Ross, Fayette, Delaware, Pickaway, Madison, Licking, Morrow, Union, Hocking, Logan, Perry, Marion, Knox and Fairfield counties, Ohio. The purpose of the organization is to improve the quality of life for member communities by improving housing conditions, to promote and support and facilitate the availability of regional environmental infrastructure program funding to the full advantage of MORPC's members.

NOTE 19 - OTHER COMMITMENTS

The City utilizes encumbrance accounting as part of its budgetary controls. Encumbrances outstanding at year end may be reported as part of restricted, committed, or assigned classifications of fund balance. At year end, the City's commitments for encumbrances in the governmental funds were as follows:

<u>Fund</u>	<u>Year-End Encumbrances</u>
General fund	\$ 754,494
Other governmental	<u>1,204,059</u>
	<u><u>\$ 1,958,553</u></u>

**CITY OF WHITEHALL
FRANKLIN COUNTY, OHIO**

NOTES TO THE BASIC FINANCIAL STATEMENTS
FOR THE YEAR ENDED DECEMBER 31, 2017

NOTE 20 - FUND BALANCE

Fund balance is classified as nonspendable, restricted, committed, assigned and/or unassigned based primarily on the extent to which the City is bound to observe constraints imposed upon the use of resources in the governmental funds. The constraints placed on fund balance for the major governmental funds and all other governmental funds are presented below:

Fund balance	General	TIF	Signal Improvement	Nonmajor Governmental Funds	Total Governmental Funds
Nonspendable:					
Materials and supplies inventory	\$ 83,336	\$ -	\$ -	\$ 200,156	\$ 283,492
Prepays	342,913	-	-	-	342,913
Land held for resale	4,675,000	-	-	25,000	4,700,000
Unclaimed monies	2,028	-	-	-	2,028
Total nonspendable	<u>5,103,277</u>	<u>-</u>	<u>-</u>	<u>225,156</u>	<u>5,328,433</u>
Restricted:					
Judicial operations	-	-	-	502,942	502,942
Security programs	-	-	-	1,509,858	1,509,858
Public health service programs	-	-	-	70,675	70,675
Leisure time activities	-	-	-	14,227	14,227
Economic development	-	-	-	113,517	113,517
Street maintenance	-	2,315,048	-	554,218	2,869,266
Capital projects	-	-	10,438	1,346,731	1,357,169
Total restricted	<u>-</u>	<u>2,315,048</u>	<u>10,438</u>	<u>4,112,168</u>	<u>6,437,654</u>
Committed:					
Fire department	-	-	-	786,639	786,639
Insurance contingency	876,942	-	-	-	876,942
Capital projects	-	-	-	4,085,942	4,085,942
Total committed	<u>876,942</u>	<u>-</u>	<u>-</u>	<u>4,872,581</u>	<u>5,749,523</u>
Assigned:					
General government	75,985	-	-	-	75,985
Security programs	145,332	-	-	-	145,332
Public health service programs	118	-	-	-	118
Transportation	184	-	-	-	184
Community development programs	625,227	-	-	-	625,227
Leisure time activities	392,958	-	-	-	392,958
Utility services	25,875	-	-	-	25,875
Debt service	-	-	-	40,945	40,945
Capital outlay	7,850	-	-	-	7,850
Total assigned	<u>1,273,529</u>	<u>-</u>	<u>-</u>	<u>40,945</u>	<u>1,314,474</u>
Unassigned (deficit)	<u>8,122,981</u>	<u>-</u>	<u>-</u>	<u>-</u>	<u>8,122,981</u>
Total fund balances	<u>\$ 15,376,729</u>	<u>\$ 2,315,048</u>	<u>\$ 10,438</u>	<u>\$ 9,250,850</u>	<u>\$ 26,953,065</u>

**CITY OF WHITEHALL
FRANKLIN COUNTY, OHIO**

NOTES TO THE BASIC FINANCIAL STATEMENTS
FOR THE YEAR ENDED DECEMBER 31, 2017

NOTE 21 - TAX ABATEMENTS AND TAX CREDITS

Income Tax Credits

The City, by Ordinance, may grant a refundable or nonrefundable credit against its tax on income to a taxpayer to foster job creation and/or for the purpose of fostering job retention in the City of Whitehall. For new job creation, if a credit is granted, it shall be measured as a percentage of the new income tax revenue the City derives from new employees of the taxpayer. For job retention, if a credit is granted, it shall be measured as a percentage of the income tax revenue the City derives from the retained employees of the taxpayer. Before the City passes an Ordinance granting a credit and/or allowing such a credit, the City and the taxpayer shall enter into an agreement specifying all the conditions of the credit.

As a result of entering into three grant agreements, the City awarded \$251,861 to local businesses during 2017.

THIS PAGE IS INTENTIONALLY LEFT BLANK

REQUIRED SUPPLEMENTARY INFORMATION

CITY OF WHITEHALL

SCHEDULES OF REQUIRED SUPPLEMENTARY INFORMATION

SCHEDULE OF THE CITY'S PROPORTIONATE SHARE OF
THE NET PENSION LIABILITY
OHIO PUBLIC EMPLOYEES RETIREMENT SYSTEM (OPERS)

	LAST FOUR YEARS			
	<u>2017</u>	<u>2016</u>	<u>2015</u>	<u>2014</u>
<i>Traditional Plan:</i>				
City's proportion of the net pension liability	0.033642%	0.033649%	0.034235%	0.034235%
City's proportionate share of the net pension liability	\$ 7,639,526	\$ 5,828,431	\$ 4,129,124	\$ 4,035,860
City's covered payroll	\$ 5,983,242	\$ 5,707,225	\$ 5,838,775	\$ 4,155,192
City's proportionate share of the net pension liability as a percentage of its covered payroll	127.68%	102.12%	70.72%	97.13%
Plan fiduciary net position as a percentage of the total pension liability	77.25%	81.08%	86.45%	86.36%
<i>Combined Plan:</i>				
City's proportion of the net pension asset	0.000062%	n/a	n/a	n/a
City's proportionate share of the net pension asset	\$ 35	n/a	n/a	n/a
City's covered payroll	\$ 242	n/a	n/a	n/a
City's proportionate share of the net pension asset as a percentage of its covered payroll	14.46%	n/a	n/a	n/a
Plan fiduciary net position as a percentage of the total pension asset	116.55%	n/a	n/a	n/a
<i>Member Directed Plan:</i>				
City's proportion of the net pension asset	0.008605%	0.008758%	n/a	n/a
City's proportionate share of the net pension asset	\$ 36	\$ 33	n/a	n/a
City's covered payroll	\$ 35,358	\$ 48,775	n/a	n/a
City's proportionate share of the net pension asset as a percentage of its covered payroll	0.10%	0.07%	n/a	n/a
Plan fiduciary net position as a percentage of the total pension asset	103.40%	103.91%	n/a	n/a

Note: Information prior to 2014 was unavailable. Schedule is intended to show information for 10 years. Additional years will be displayed as they become available.

Amounts presented as of the City's measurement date which is the prior year.

SEE ACCOMPANYING NOTES TO THE REQUIRED SUPPLEMENTARY INFORMATION

CITY OF WHITEHALL

SCHEDULES OF REQUIRED SUPPLEMENTARY INFORMATION

SCHEDULE OF THE CITY'S PROPORTIONATE SHARE OF
THE NET PENSION LIABILITY
OHIO POLICE AND FIRE (OP&F) PENSION FUND

LAST FOUR YEARS

	<u>2017</u>	<u>2016</u>	<u>2015</u>	<u>2014</u>
City's proportion of the net pension liability	0.40866200%	0.41011200%	0.40483340%	0.40483340%
City's proportionate share of the net pension liability	\$ 25,884,265	\$ 26,382,785	\$ 20,972,058	\$ 19,716,657
City's covered payroll	\$ 9,948,383	\$ 9,197,518	\$ 9,215,999	\$ 9,075,058
City's proportionate share of the net pension liability as a percentage of its covered payroll	260.19%	286.85%	227.56%	217.26%
Plan fiduciary net position as a percentage of the total pension liability	68.36%	66.77%	72.20%	73.00%

Note: Information prior to 2014 was unavailable. Schedule is intended to show information for 10 years. Additional years will be displayed as they become available.

Amounts presented as of the City's measurement date which is the prior year.

SEE ACCOMPANYING NOTES TO THE REQUIRED SUPPLEMENTARY INFORMATION

CITY OF WHITEHALL

SCHEDULES OF REQUIRED SUPPLEMENTARY INFORMATION

SCHEDULE OF CITY CONTRIBUTIONS
OHIO PUBLIC EMPLOYEES RETIREMENT SYSTEM (OPERS)

LAST TEN YEARS

	<u>2017</u>	<u>2016</u>	<u>2015</u>	<u>2014</u>
<i>Traditional Plan:</i>				
Contractually required contribution	\$ 795,734	\$ 717,989	\$ 684,867	\$ 700,653
Contributions in relation to the contractually required contribution	<u>(795,734)</u>	<u>(717,989)</u>	<u>(684,867)</u>	<u>(700,653)</u>
Contribution deficiency (excess)	<u>\$ -</u>	<u>\$ -</u>	<u>\$ -</u>	<u>\$ -</u>
City's covered payroll	\$ 6,121,031	\$ 5,983,242	\$ 5,707,225	\$ 5,838,775
Contributions as a percentage of covered payroll	13.00%	12.00%	12.00%	12.00%
<i>Combined Plan:</i>				
Contractually required contribution	n/a	\$ 29		
Contributions in relation to the contractually required contribution	n/a	<u>(29)</u>		
Contribution deficiency (excess)	n/a	<u>\$ -</u>		
City's covered payroll	n/a	\$ 242		
Contributions as a percentage of covered payroll	n/a	12.00%		
<i>Member Directed Plan:</i>				
Contractually required contribution	\$ 12,289	\$ 4,243	\$ 5,853	
Contributions in relation to the contractually required contribution	<u>(12,289)</u>	<u>(4,243)</u>	<u>(5,853)</u>	
Contribution deficiency (excess)	<u>\$ -</u>	<u>\$ -</u>	<u>\$ -</u>	
City's covered payroll	\$ 122,890	\$ 35,358	\$ 48,775	
Contributions as a percentage of covered payroll	10.00%	12.00%	12.00%	

SEE ACCOMPANYING NOTES TO THE REQUIRED SUPPLEMENTARY INFORMATION

<u>2013</u>	<u>2012</u>	<u>2011</u>	<u>2010</u>	<u>2009</u>	<u>2008</u>
\$ 540,175	\$ 403,908	\$ 398,940	\$ 535,476	\$ 420,567	\$ 336,063
<u>(540,175)</u>	<u>(403,908)</u>	<u>(398,940)</u>	<u>(535,476)</u>	<u>(420,567)</u>	<u>(336,063)</u>
<u>\$ -</u>	<u>\$ -</u>	<u>\$ -</u>	<u>\$ -</u>	<u>\$ -</u>	<u>\$ -</u>
\$ 4,155,192	\$ 4,039,080	\$ 3,989,400	\$ 6,003,094	\$ 5,173,026	\$ 4,800,900
13.00%	10.00%	10.00%	8.92%	8.13%	7.00%

CITY OF WHITEHALL

SCHEDULES OF REQUIRED SUPPLEMENTARY INFORMATION

SCHEDULE OF CITY CONTRIBUTIONS
OHIO POLICE AND FIRE (OP&F) PENSION FUND

LAST TEN YEARS

	<u>2017</u>	<u>2016</u>	<u>2015</u>	<u>2014</u>
<i>Police:</i>				
Contractually required contribution	\$ 946,522	\$ 918,456	\$ 863,865	\$ 887,962
Contributions in relation to the contractually required contribution	<u>(946,522)</u>	<u>(918,456)</u>	<u>(863,865)</u>	<u>(887,962)</u>
Contribution deficiency (excess)	<u>\$ -</u>	<u>\$ -</u>	<u>\$ -</u>	<u>\$ -</u>
City's covered payroll	\$ 4,981,695	\$ 4,833,979	\$ 4,546,658	\$ 4,673,484
Contributions as a percentage of covered payroll	19.00%	19.00%	19.00%	19.00%
 <i>Fire:</i>				
Contractually required contribution	\$ 1,183,990	\$ 1,201,885	\$ 1,092,952	\$ 1,067,491
Contributions in relation to the contractually required contribution	<u>(1,183,990)</u>	<u>(1,201,885)</u>	<u>(1,092,952)</u>	<u>(1,067,491)</u>
Contribution deficiency (excess)	<u>\$ -</u>	<u>\$ -</u>	<u>\$ -</u>	<u>\$ -</u>
City's covered payroll	\$ 5,038,255	\$ 5,114,404	\$ 4,650,860	\$ 4,542,515
Contributions as a percentage of covered payroll	23.50%	23.50%	23.50%	23.50%

SEE ACCOMPANYING NOTES TO THE REQUIRED SUPPLEMENTARY INFORMATION

<u>2013</u>	<u>2012</u>	<u>2011</u>	<u>2010</u>	<u>2009</u>	<u>2008</u>
\$ 752,080	\$ 523,947	\$ 499,712	\$ 636,506	\$ 616,959	\$ 580,307
<u>(752,080)</u>	<u>(523,947)</u>	<u>(499,712)</u>	<u>(636,506)</u>	<u>(616,959)</u>	<u>(580,307)</u>
<u>\$ -</u>	<u>\$ -</u>	<u>\$ -</u>	<u>\$ -</u>	<u>\$ -</u>	<u>\$ -</u>
\$ 4,736,020	\$ 4,109,388	\$ 3,919,310	\$ 4,992,204	\$ 4,838,894	\$ 4,551,427
15.88%	12.75%	12.75%	12.75%	12.75%	12.75%
\$ 884,296	\$ 586,345	\$ 571,286	\$ 687,854	\$ 658,483	\$ 644,390
<u>(884,296)</u>	<u>(586,345)</u>	<u>(571,286)</u>	<u>(687,854)</u>	<u>(658,483)</u>	<u>(644,390)</u>
<u>\$ -</u>	<u>\$ -</u>	<u>\$ -</u>	<u>\$ -</u>	<u>\$ -</u>	<u>\$ -</u>
\$ 4,339,038	\$ 3,399,101	\$ 3,311,803	\$ 3,987,559	\$ 3,817,293	\$ 3,735,594
20.38%	17.25%	17.25%	17.25%	17.25%	17.25%

CITY OF WHITEHALL

**NOTES TO THE REQUIRED SUPPLEMENTARY INFORMATION
FOR THE YEAR ENDED DECEMBER 31, 2017**

OHIO PUBLIC EMPLOYEES RETIREMENT SYSTEM (OPERS)

Changes in benefit terms : There were no changes in benefit terms from the amounts reported for 2014-2017.

Changes in assumptions : There were no changes in methods and assumptions used in the calculation of actuarial determined contributions for 2014-2016. For 2017, the following were the most significant changes of assumptions that affected the total pension liability since the prior measurement date: (a) reduction in the actuarially assumed rate of return from 8.00% down to 7.50%, (b) for defined benefit investments, decreasing the wage inflation from 3.75% to 3.25% and (c) changing the future salary increases from a range of 4.25%-10.05% to 3.25%-10.75%.

OHIO POLICE AND FIRE (OP&F) PENSION FUND

Changes in benefit terms : There were no changes in benefit terms from the amounts reported for 2014-2016. For 2017, the Cost of Living Adjustment (COLA) was reduced to 0% effective July 1, 2017.

Changes in assumptions : There were no changes in methods and assumptions used in the calculation of actuarial determined contributions for 2014-2016. For 2017, the following were the most significant changes of assumptions that affected the total pension liability since the prior measurement date: (a) the COLA was reduced to zero, (b) inflation assumptions were lowered from 2.75% to 2.50%, (c) Investment return assumptions were lowered from 7.75% to 7.45%, (d) total salary increases rates were lowered by decreasing merit component of the individual salary increases, as well as by 0.25% due to lower inflation, (e) payroll growth assumptions were lowered to 3.00%, (f) updated the health and disability mortality assumption to the "RP-2014" mortality tables with generational improvement scale MP-2016 and (g) rates of retirement, termination and disability were modified to better reflect anticipated future experience.

COMBINING STATEMENTS
AND INDIVIDUAL FUND SCHEDULES

CITY OF WHITEHALL, OHIO
INDIVIDUAL FUND SCHEDULES
FUND DESCRIPTIONS - GOVERNMENTAL FUNDS

GENERAL FUND

The general fund accounts for all financial resources except those required to be accounted for in another fund. The general fund balance is available to the City for any purpose provided it is expended or transferred according to the charter of the City and/or the general laws of Ohio.

SPECIAL REVENUE FUNDS

The special revenue funds are used to account for all specific financial resources (other than major capital projects) that are legally restricted for specified expenditure purposes. Following is a description of the City's special revenue funds:

Major Special Revenue Fund

TIF Fund

To account for monies received in connection with tax increment financing agreements which are restricted for the maintenance of the streets within the City.

Nonmajor Special Revenue Funds

Street Maintenance and Repair Fund

This fund accounts for the portion of state gasoline tax and motor vehicle registration fees restricted for the maintenance of the streets within the City.

FEMA Pre Disaster Mitigation Fund

This fund accounts for intergovernmental revenues received from the Federal Emergency Management Agency through the State of Ohio Emergency Management Agency Pre Disaster Mitigation Grant.

State Highway Fund

This fund accounts for the portion of the state gasoline tax and motor vehicle registration fees designated for maintenance of state highways within the City.

Permissive Tax Fund

This fund accounts for revenues generated from permissive motor vehicle license taxes that are restricted for transportation programs. This fund did not have any activity on a cash-basis during 2017; therefore, a budget and actual (non-GAAP budgetary basis) schedule has not been presented.

Law Enforcement Trust Fund

This fund accounts for grant monies received that are restricted for enforcement and training needs.

Department of Justice Forfeiture Fund

This fund accounts for fines and forfeitures revenue which are restricted for security of persons and property programs.

Mandatory Drug Fine Fund

To account for revenues received through fines and forfeitures that are restricted for security of persons and property programs.

Police Training Reimbursement Fund

This fund accounts for intergovernmental revenues restricted for the reimbursement of trainings for the police department.

OMVI Enforcement/Education Fund

To account for revenues received through fines and forfeitures that are restricted for the enforcement and education of OMVI.

FY2015 JAG Grant Fund

This fund accounts for intergovernmental revenues restricted for the prevention and control of crime and to improve the criminal justice system.

Bulletproof Vests Grant Fund

This fund accounts for intergovernmental revenues restricted for the purchase of bulletproof vests.

CITY OF WHITEHALL, OHIO
INDIVIDUAL FUND SCHEDULES
FUND DESCRIPTIONS - GOVERNMENTAL FUNDS

Nonmajor Special Revenue Funds (continued)

FY2016 JAG Grant Fund

This fund accounts for intergovernmental revenues restricted for the prevention and control of crime and to improve the criminal justice system.

FY2014 JAG Grant Fund

This fund accounts for intergovernmental revenues restricted for the prevention and control of crime and to improve the criminal justice system.

Mayor's Court Computer Fund

This fund accounts for revenues collected by the courts that are restricted for computer maintenance of the courts.

Clerk of Court Computer Fund

This fund accounts for revenues collected by the courts that are restricted for computer maintenance of the courts.

Hotel/Motel Tax Fund

This fund accounts for revenues received through a hotel/motel tax which are restricted for economic improvement of the City.

Department of Treasury Forfeiture Fund

This fund accounts for fines and forfeitures revenue which are restricted for security of persons and property programs.

Bulletproof Vests Grant Program Fund

This fund accounts for intergovernmental revenues restricted for the purchase of bulletproof vests.

Indigent Driver Interlock/Alcohol Monitoring Fund

To account for monies received through the enforcement and implementation of Ohio traffic laws governing operation of a motor vehicle while under the influence of alcohol.

Safe Parks Grant Fund

This fund accounts for intergovernmental revenues which are restricted for the cost of park patrol by City Police Officers.

Park Ranger Grant Fund

This fund accounts for intergovernmental revenues which are restricted for park programming by the Park Ranger.

Parks Revitalization Grant Fund

This fund accounts for intergovernmental revenues which are restricted for playgrounds.

The following funds are included in the general fund (GAAP basis), but have a separate legally adopted budget (budget basis):

Tax Incentive Program Fund

This fund accounts for resources that are assigned for general government type programs.

Accrued Benefits Fund

This fund accounts for resources that are committed for the accrued benefits of employees.

Unclaimed Monies Fund

To account for resources that are unclaimed monies that have not been distributed. The fund balance of this fund is nonspendable.

Self Funded Insurance Trust Fund

This fund accounts for resources that are committed for insurance contingencies of the City.

Recreation Trust Fund

This fund accounts for fees charged for recreational activities and is used for park and recreation purposes.

Economic Development Fund

This fund is used for the purpose of funding economic development incentives and planning.

Mayor's Court

This fund accounts for the activity of the City's Mayor's Court. This fund did not have any activity on a cash-basis during 2017; therefore, a budget and actual (non-GAAP budgetary basis) schedule has not been presented.

CITY OF WHITEHALL, OHIO
INDIVIDUAL FUND SCHEDULES
FUND DESCRIPTIONS - GOVERNMENTAL FUNDS

DEBT SERVICE FUND

The debt service funds are used to account for the accumulation of resources and the payments of principal, interest, and costs related to bond retirement and tax increment financing. Following is a description of the City's debt service funds:

Nonmajor Debt Service Fund

Debt Service Fund

This fund accounts for the resources that are used for the payment of principal, interest, and other fiscal charges on general obligation debt.

CAPITAL PROJECTS FUNDS

The capital project funds are used to account for the acquisition and construction of major capital facilities other than those financed by the proprietary fund types. Following is a description of the City's capital project funds:

Major Capital Project Fund

Signal Improvements Fund

To account for intergovernmental revenues received from the Ohio Department of Transportation that are restricted for signal improvements throughout the City.

Nonmajor Capital Projects Funds

Fire Department New Equipment Fund

To account for monies received through charges for services that are committed for new equipment for the fire department.

Medical Supply Fund

To account for a percentage of revenues received through charges and services provided by the EMS to be used for medical supplies.

Water and Sewer Mandate Fund

To account for revenues that are committed for the improvement of water and storm sewer lines within the City.

OPWC - Issue 2 Funds

To account for intergovernmental revenues received from the Ohio Public Works Commission that are restricted for the road projects throughout the City.

Capital Projects Fund

This fund accounts for resources that are committed for various construction projects throughout the City.

Capital Improvement Fund

To account for intergovernmental revenues that are committed for various capital improvement expenditures within the City.

CERR Transfer Fund

This fund accounts for resources that are committed for the replacement and acquisition of equipment.

FRM Transfer Fund

This fund accounts for resources that are committed for the fleet maintenance within the City.

Technology Fund

This fund accounts for revenues received through licenses and permits that are committed for the purchase of technology equipment.

COE Stormshed Fund

To account for resources that are restricted for stormshed projects.

Community Development Trust Fund

This fund accounts for intergovernmental revenues that are restricted for community development projects throughout the City.

Streetscape Project Fund

To account for revenues from the 2014 City bond issue spent for land acquisition and streetscape improvements.

CITY OF WHITEHALL, OHIO

**INDIVIDUAL FUND SCHEDULES
FUND DESCRIPTIONS - GOVERNMENTAL FUNDS**

Nonmajor Capital Projects Funds (continued)

Recreation Bond Fund

To account for revenues from the 2015 City bond issue spent for recreational facilities construction and improvements.

N. Hamilton Road OPWC - Issue 2 Fund

To account for intergovernmental revenues received from the Ohio Public Works Commission that are restricted for the construction of N. Hamilton Road.

Life Cycle Replacement Fund

To account for .21% of general fund revenue used for the purpose of funding computer hardware and replacement.

Franklin County Infrastructure Bank Fund

To account for revenues from the 2015 loan through the Franklin County Infrastructure Bank spent on North Hamilton Road improvements.

Mechanical Upgrades Fund

To account for lease agreement proceeds that used for the purpose of energy conservation.

Etna Road Improvements Fund

To account for intergovernmental revenues received from the Ohio Public Works Commission that are restricted for improvements of Etna Road.

CITY OF WHITEHALL, OHIO

SCHEDULE OF REVENUES, EXPENDITURES AND CHANGES IN
FUND BALANCE - BUDGET AND ACTUAL (NON-GAAP BUDGETARY BASIS)

GENERAL FUND

FOR THE YEAR ENDED DECEMBER 31, 2017

	<u>Budgeted Amounts</u>		<u>Actual</u>	<u>Variance with Final Budget Positive (Negative)</u>
	<u>Original</u>	<u>Final</u>		
Revenues:				
Income taxes	\$ 25,835,187	\$ 26,750,000	\$ 25,263,585	\$ (1,486,415)
Property and other taxes	297,251	307,777	307,777	-
Charges for services	237,907	246,331	214,066	(32,265)
Licenses and permits	515,575	533,831	487,985	(45,846)
Fines and forfeitures	294,155	304,571	302,571	(2,000)
Intergovernmental	1,040,898	1,077,756	1,031,601	(46,155)
Special assessments	122,098	126,421	126,421	-
Investment income	90,902	94,121	119,730	25,609
Rental income	127,544	132,060	127,625	(4,435)
Contributions and donations	483	500	500	-
Other	1,048,199	1,085,315	1,094,228	8,913
Total revenues	<u>29,610,199</u>	<u>30,658,683</u>	<u>29,076,089</u>	<u>(1,582,594)</u>
Expenditures:				
Current:				
General Government:				
City Council:				
Salaries and wages	153,000	153,000	128,214	24,786
Operating	14,621	10,619	10,119	500
Total city council	<u>167,621</u>	<u>163,619</u>	<u>138,333</u>	<u>25,286</u>
Mayor:				
Salaries and wages	597,116	653,598	645,895	7,703
Operating	189,226	123,135	78,825	44,310
Total mayor	<u>786,342</u>	<u>776,733</u>	<u>724,720</u>	<u>52,013</u>
Auditor/Treasurer:				
Salaries and wages	505,295	503,295	496,308	6,987
Operating	969,179	992,963	986,827	6,136
Total auditor/treasurer	<u>1,474,474</u>	<u>1,496,258</u>	<u>1,483,135</u>	<u>13,123</u>
Human Resources:				
Salaries and wages	188,390	188,390	188,135	255
Operating	52,234	65,650	41,694	23,956
Total human resources	<u>240,624</u>	<u>254,040</u>	<u>229,829</u>	<u>24,211</u>
Attorney:				
Salaries and wages	298,270	296,285	292,801	3,484
Operating	18,464	22,481	18,932	3,549
Total attorney	<u>316,734</u>	<u>318,766</u>	<u>311,733</u>	<u>7,033</u>
City-Wide/Employee Benefits:				
City-wide/employee benefits - general government	5,678,270	5,646,036	5,399,707	246,329
Total city/wide employee benefits	<u>5,678,270</u>	<u>5,646,036</u>	<u>5,399,707</u>	<u>246,329</u>
City-Wide Expense:				
City-wide expense - general government	980,320	847,347	702,312	145,035
Total city/wide employee benefits	<u>980,320</u>	<u>847,347</u>	<u>702,312</u>	<u>145,035</u>
Total General Government	<u>9,644,385</u>	<u>9,502,799</u>	<u>8,989,769</u>	<u>513,030</u>

-- Continued

CITY OF WHITEHALL, OHIO

SCHEDULE OF REVENUES, EXPENDITURES AND CHANGES IN
 FUND BALANCE - BUDGET AND ACTUAL (NON-GAAP BUDGETARY BASIS)
GENERAL FUND (CONTINUED)
 FOR THE YEAR ENDED DECEMBER 31, 2017

	<u>Budgeted Amounts</u>		<u>Actual</u>	<u>Variance with Final Budget Positive (Negative)</u>
	<u>Original</u>	<u>Final</u>		
Security of Persons and Property:				
Police:				
Salaries and wages	6,078,842	6,185,284	6,053,375	131,909
Operating	585,748	704,570	655,020	49,550
Total police	<u>6,664,590</u>	<u>6,889,854</u>	<u>6,708,395</u>	<u>181,459</u>
Fire:				
Salaries and wages	4,618,859	4,617,950	4,374,878	243,072
Operating	365,773	349,559	274,860	74,699
Total fire	<u>4,984,632</u>	<u>4,967,509</u>	<u>4,649,738</u>	<u>317,771</u>
City-Wide/Employee Benefits:				
Police and fire pension	2,175,000	2,181,330	2,181,330	-
Total city-wide employee benefits	<u>2,175,000</u>	<u>2,181,330</u>	<u>2,181,330</u>	<u>-</u>
Total Security of Persons and Property.	<u>13,824,222</u>	<u>14,038,693</u>	<u>13,539,463</u>	<u>499,230</u>
Public Health and Welfare:				
Cemetery:				
Operating	155,795	155,700	153,557	2,143
Total cemetery	<u>155,795</u>	<u>155,700</u>	<u>153,557</u>	<u>2,143</u>
Total Public Health and Welfare	<u>155,795</u>	<u>155,700</u>	<u>153,557</u>	<u>2,143</u>
Transportation:				
Public Service:				
Salaries and wages	550,720	544,219	502,357	41,862
Operating	17,876	19,352	18,864	488
Total public service	<u>568,596</u>	<u>563,571</u>	<u>521,221</u>	<u>42,350</u>
Total Transportation	<u>568,596</u>	<u>563,571</u>	<u>521,221</u>	<u>42,350</u>
Community Environment:				
Civil Service:				
Salaries and wages	3,200	3,200	3,200	-
Operating	25,000	28,181	25,129	3,052
Total civil service	<u>28,200</u>	<u>31,381</u>	<u>28,329</u>	<u>3,052</u>
Total Community Environment	<u>28,200</u>	<u>31,381</u>	<u>28,329</u>	<u>3,052</u>
Leisure Time Activities:				
Parks and Recreation:				
Salaries and wages	500,437	443,628	442,274	1,354
Operating	423,206	765,030	765,023	7
Total parks and recreation	<u>923,643</u>	<u>1,208,658</u>	<u>1,207,297</u>	<u>1,361</u>
Total Leisure Time Activity	<u>923,643</u>	<u>1,208,658</u>	<u>1,207,297</u>	<u>1,361</u>
Utility Services:				
Utilities Department:				
Operating	1,062,140	1,365,786	1,312,506	53,280
Total utilities department	<u>1,062,140</u>	<u>1,365,786</u>	<u>1,312,506</u>	<u>53,280</u>
Total Utility Services	<u>1,062,140</u>	<u>1,365,786</u>	<u>1,312,506</u>	<u>53,280</u>

- - Continued

CITY OF WHITEHALL, OHIO

SCHEDULE OF REVENUES, EXPENDITURES AND CHANGES IN
 FUND BALANCE - BUDGET AND ACTUAL (NON-GAAP BUDGETARY BASIS)
GENERAL FUND (CONTINUED)
 FOR THE YEAR ENDED DECEMBER 31, 2017

	<u>Budgeted Amounts</u>		<u>Actual</u>	<u>Variance with Final Budget Positive (Negative)</u>
	<u>Original</u>	<u>Final</u>		
Capital outlay:				
Capital outlay	163,531	1,151,143	113,031	1,038,112
Total capital outlay.	<u>163,531</u>	<u>1,151,143</u>	<u>113,031</u>	<u>1,038,112</u>
Debt Service:				
Principal retirement	100,000	100,000	100,000	-
Total debt service.	<u>100,000</u>	<u>100,000</u>	<u>100,000</u>	<u>-</u>
Total expenditures	<u>26,470,512</u>	<u>28,117,731</u>	<u>25,965,173</u>	<u>2,152,558</u>
Excess of revenues over expenditures. . .	<u>3,139,687</u>	<u>2,540,952</u>	<u>3,110,916</u>	<u>(569,964)</u>
Other financing sources (uses):				
Sale of capital assets	29,207	30,241	30,241	-
Advances out	(25,000)	(25,000)	-	25,000
Transfers in	7,417	7,680	7,680	-
Transfers out.	(3,545,378)	(4,430,854)	(3,947,147)	483,707
Loan issuance.	66,115	68,456	68,549	93
Total other financing sources (uses)	<u>(3,467,639)</u>	<u>(4,349,477)</u>	<u>(3,840,677)</u>	<u>508,800</u>
Net change in fund balance	(327,952)	(1,808,525)	(729,761)	1,078,764
Fund balance at beginning of year	6,491,249	6,491,249	6,491,249	-
Prior year encumbrances appropriated .	745,180	745,180	745,180	-
Fund balance at end of year	<u>\$ 6,908,477</u>	<u>\$ 5,427,904</u>	<u>\$ 6,506,668</u>	<u>\$ 1,078,764</u>

CITY OF WHITEHALL, OHIO

SCHEDULE OF REVENUES, EXPENDITURES AND CHANGES IN
 FUND BALANCE - BUDGET AND ACTUAL (NON-GAAP BUDGETARY BASIS)
TIF FUND
 FOR THE YEAR ENDED DECEMBER 31, 2017

	Budgeted Amounts		Actual	Variance with Final Budget Positive (Negative)
	Original	Final		
Revenues:				
Payments in lieu of taxes	\$ -	\$ 740,917	\$ 740,917	\$ -
Total revenues	-	740,917	740,917	-
Expenditures:				
Current:				
Transportation:				
Operating.	99,323	128,068	98,811	29,257
Total transportation	99,323	128,068	98,811	29,257
Total expenditures	99,323	128,068	98,811	29,257
Excess (deficiency) of revenues over (under) expenditures.	(99,323)	612,849	642,106	29,257
Other financing sources (uses):				
Transfers in	-	52,527	52,527	-
Transfers out	(364,677)	(470,219)	(362,798)	107,421
Total other financing sources (uses)	(364,677)	(417,692)	(310,271)	107,421
Net change in fund balance	(464,000)	195,157	331,835	136,678
Fund balance at beginning of year	1,983,213	1,983,213	1,983,213	-
Fund balance at end of year	\$ 1,519,213	\$ 2,178,370	\$ 2,315,048	\$ 136,678

THIS PAGE IS INTENTIONALLY LEFT BLANK

CITY OF WHITEHALL, OHIO

SCHEDULE OF REVENUES, EXPENDITURES AND CHANGES IN
 FUND BALANCE - BUDGET AND ACTUAL (NON-GAAP BUDGETARY BASIS)
SIGNAL IMPROVEMENTS FUND
 FOR THE YEAR ENDED DECEMBER 31, 2017

	<u>Budgeted Amounts</u>		<u>Actual</u>	<u>Variance with Final Budget Positive (Negative)</u>
	<u>Original</u>	<u>Final</u>		
Revenues:				
Intergovernmental	\$ 5,500,000	\$ 5,500,000	\$ 4,568,394	\$ (931,606)
Total revenues	<u>5,500,000</u>	<u>5,500,000</u>	<u>4,568,394</u>	<u>(931,606)</u>
Expenditures:				
Current:				
Capital Outlay:				
Operating	5,500,000	5,500,000	4,568,394	931,606
Total capital outlay.	<u>5,500,000</u>	<u>5,500,000</u>	<u>4,568,394</u>	<u>931,606</u>
Total expenditures.	<u>5,500,000</u>	<u>5,500,000</u>	<u>4,568,394</u>	<u>931,606</u>
Net change in fund balance	-	-	-	-
Fund balance at beginning of year	10,438	10,438	10,438	-
Fund balance at end of year	<u>\$ 10,438</u>	<u>\$ 10,438</u>	<u>\$ 10,438</u>	<u>\$ -</u>

CITY OF WHITEHALL, OHIO

COMBINING BALANCE SHEET
NONMAJOR GOVERNMENTAL FUNDS
DECEMBER 31, 2017

	<u>Nonmajor Special Revenue Funds</u>	<u>Nonmajor Debt Service Fund</u>	<u>Nonmajor Capital Projects Fund</u>	<u>Total Nonmajor Governmental Funds</u>
Assets:				
Equity in pooled cash and investments	\$ 2,369,115	\$ 40,945	\$ 6,359,830	\$ 8,769,890
Cash with fiscal and escrow agents.	-	-	34,288	34,288
Receivables (net of allowance for uncollectibles):				
Property and other taxes	4,854	-	-	4,854
Accounts.	1,981	-	308,401	310,382
Interfund loans.	40,000	-	-	40,000
Accrued interest	-	-	19	19
Due from other governments.	366,762	-	-	366,762
Materials and supplies inventory.	112,917	-	87,239	200,156
Assets held for resale	-	-	25,000	25,000
Restricted assets:				
Cash with fiscal and escrow agent.	307,776	-	-	307,776
Total assets	<u>\$ 3,203,405</u>	<u>\$ 40,945</u>	<u>\$ 6,814,777</u>	<u>\$ 10,059,127</u>
Liabilities:				
Accounts payable.	\$ 45,959	\$ -	\$ 303,095	\$ 349,054
Contracts payable.	-	-	8,070	8,070
Accrued wages and benefits payable	2,571	-	-	2,571
Interfund loans payable.	40,000	-	-	40,000
Due to other governments	7,340	-	-	7,340
Total liabilities	<u>95,870</u>	<u>-</u>	<u>311,165</u>	<u>407,035</u>
Deferred inflows of resources:				
Miscellaneous revenue not available	-	-	172,061	172,061
Intergovernmental revenue not available	229,181	-	-	229,181
Total deferred inflows of resources	<u>229,181</u>	<u>-</u>	<u>172,061</u>	<u>401,242</u>
Fund Balances:				
Nonspendable	112,917	-	112,239	225,156
Restricted.	2,765,437	-	1,346,731	4,112,168
Committed	-	-	4,872,581	4,872,581
Assigned.	-	40,945	-	40,945
Total fund balances.	<u>2,878,354</u>	<u>40,945</u>	<u>6,331,551</u>	<u>9,250,850</u>
Total liabilities, deferred inflows of resources and fund balances	<u>\$ 3,203,405</u>	<u>\$ 40,945</u>	<u>\$ 6,814,777</u>	<u>\$ 10,059,127</u>

CITY OF WHITEHALL, OHIO

COMBINING STATEMENT OF REVENUES, EXPENDITURES AND CHANGES IN FUND BALANCES
NONMAJOR GOVERNMENTAL FUNDS
FOR THE YEAR ENDED DECEMBER 31, 2017

	Nonmajor Special Revenue Funds	Nonmajor Debt Service Fund	Nonmajor Capital Projects Fund	Total Nonmajor Governmental Funds
Revenues:				
Property and other taxes.	\$ 72,306	\$ -	\$ -	\$ 72,306
Charges for services.	-	-	616,508	616,508
Fines and forfeitures	49,088	-	-	49,088
Intergovernmental.	1,039,111	-	2,371,069	3,410,180
Investment income.	-	-	511	511
Contributions and donations.	-	-	25,000	25,000
Other	31,680	-	22,179	53,859
Total revenues	<u>1,192,185</u>	<u>-</u>	<u>3,035,267</u>	<u>4,227,452</u>
Expenditures:				
Current:				
General government	39,441	-	-	39,441
Security of persons and property	514,932	-	48,665	563,597
Transportation	986,549	-	-	986,549
Leisure time activity	1,109	-	-	1,109
Economic development.	49,614	-	-	49,614
Utility services	-	-	409,815	409,815
Capital outlay	-	-	7,060,396	7,060,396
Debt service:				
Principal retirement.	-	739,457	24,981	764,438
Interest and fiscal charges	-	274,099	4,246	278,345
Total expenditures	<u>1,591,645</u>	<u>1,013,556</u>	<u>7,548,103</u>	<u>10,153,304</u>
Excess of expenditures over revenues.	<u>(399,460)</u>	<u>(1,013,556)</u>	<u>(4,512,836)</u>	<u>(5,925,852)</u>
Other financing sources (uses):				
Transfers in	16,311	951,720	2,672,797	3,640,828
Transfers (out).	(19,206)	-	-	(19,206)
Loan issuance	-	-	301,847	301,847
Total other financing sources (uses)	<u>(2,895)</u>	<u>951,720</u>	<u>2,974,644</u>	<u>3,923,469</u>
Net change in fund balances	(402,355)	(61,836)	(1,538,192)	(2,002,383)
Fund balances at beginning of year	<u>3,280,709</u>	<u>102,781</u>	<u>7,869,743</u>	<u>11,253,233</u>
Fund balances at end of year	<u>\$ 2,878,354</u>	<u>\$ 40,945</u>	<u>\$ 6,331,551</u>	<u>\$ 9,250,850</u>

CITY OF WHITEHALL, OHIO

COMBINING BALANCE SHEET
NONMAJOR SPECIAL REVENUE FUNDS
DECEMBER 31, 2017

	<u>Street Maintenance and Repair</u>	<u>FEMA Pre Disaster Mitigation</u>	<u>State Highway</u>	<u>Permissive Tax</u>
Assets:				
Equity in pooled cash and investments	\$ 335,620	\$ 70,675	\$ 114,759	\$ -
Receivables (net of allowance for uncollectibles):				
Property and other taxes	-	-	-	-
Accounts	-	-	-	-
Interfund loans	-	-	-	-
Due from other governments	319,918	-	25,939	-
Materials and supplies inventory	112,917	-	-	-
Restricted assets:				
Cash with fiscal and escrow agent	-	-	-	307,776
Total assets	<u>\$ 768,455</u>	<u>\$ 70,675</u>	<u>\$ 140,698</u>	<u>\$ 307,776</u>
Liabilities:				
Accounts payable	\$ 9,880	\$ -	\$ -	\$ -
Accrued wages and benefits payable	2,571	-	-	-
Interfund loans payable	-	-	-	-
Due to other governments	386	-	-	-
Total liabilities	<u>12,837</u>	<u>-</u>	<u>-</u>	<u>-</u>
Deferred inflows of resources:				
Intergovernmental revenue not available	211,993	-	17,188	-
Total deferred inflows of resources	<u>211,993</u>	<u>-</u>	<u>17,188</u>	<u>-</u>
Fund Balances:				
Nonspendable	112,917	-	-	-
Restricted	430,708	70,675	123,510	307,776
Total fund balances	<u>543,625</u>	<u>70,675</u>	<u>123,510</u>	<u>307,776</u>
Total liabilities, deferred inflows of resources and fund balances	<u>\$ 768,455</u>	<u>\$ 70,675</u>	<u>\$ 140,698</u>	<u>\$ 307,776</u>

<u>Law Enforcement Trust</u>	<u>Department of Justice Forfeiture</u>	<u>Mandatory Drug Fine</u>	<u>Police Training Reimbursement</u>	<u>OMVI Enforcement/ Education</u>	<u>Bulletproof Vests Grant</u>	<u>Mayor's Court Computer</u>
\$ 1,344,107	\$ 68,857	\$ 18,083	\$ 12,080	\$ 30,662	\$ -	\$ 38,708
-	-	-	-	-	-	-
-	-	-	-	272	-	513
40,000	-	-	-	-	-	-
-	-	-	20,020	-	885	-
-	-	-	-	-	-	-
-	-	-	-	-	-	-
<u>\$ 1,384,107</u>	<u>\$ 68,857</u>	<u>\$ 18,083</u>	<u>\$ 32,100</u>	<u>\$ 30,934</u>	<u>\$ 885</u>	<u>\$ 39,221</u>
\$ 36,079	\$ -	\$ -	\$ -	\$ -	\$ -	\$ -
-	-	-	-	-	-	-
-	-	-	-	-	-	-
6,771	-	-	-	-	-	183
<u>42,850</u>	<u>-</u>	<u>-</u>	<u>-</u>	<u>-</u>	<u>-</u>	<u>183</u>
-	-	-	-	-	-	-
-	-	-	-	-	-	-
-	-	-	-	-	-	-
1,341,257	68,857	18,083	32,100	30,934	885	39,038
<u>1,341,257</u>	<u>68,857</u>	<u>18,083</u>	<u>32,100</u>	<u>30,934</u>	<u>885</u>	<u>39,038</u>
\$ 1,384,107	\$ 68,857	\$ 18,083	\$ 32,100	\$ 30,934	\$ 885	\$ 39,221

- - Continued

CITY OF WHITEHALL, OHIO

COMBINING BALANCE SHEET
NONMAJOR SPECIAL REVENUE FUNDS
DECEMBER 31, 2017

	<u>Clerk of Court Computer</u>	<u>Hotel/ Motel Tax</u>	<u>Department of Treasury Forfeiture</u>	<u>Bulletproof Vests Grant Program</u>
Assets:				
Equity in pooled cash and investments	\$ 154,932	\$ 108,663	\$ 5,890	\$ 3,473
Receivables (net of allowance for uncollectibles):				
Property and other taxes	-	4,854	-	-
Accounts.	1,196	-	-	-
Interfund loans.	-	-	-	-
Due from other governments.	-	-	-	-
Materials and supplies inventory	-	-	-	-
Restricted assets:				
Cash with fiscal and escrow agent.	-	-	-	-
Total assets	<u>\$ 156,128</u>	<u>\$ 113,517</u>	<u>\$ 5,890</u>	<u>\$ 3,473</u>
Liabilities:				
Accounts payable.	\$ -	\$ -	\$ -	\$ -
Accrued wages and benefits payable	-	-	-	-
Interfund loans payable.	-	-	-	-
Due to other governments	-	-	-	-
Total liabilities	<u>-</u>	<u>-</u>	<u>-</u>	<u>-</u>
Deferred inflows of resources:				
Intergovernmental revenue not available	-	-	-	-
Total deferred inflows of resources	<u>-</u>	<u>-</u>	<u>-</u>	<u>-</u>
Fund Balances:				
Nonspendable	-	-	-	-
Restricted.	156,128	113,517	5,890	3,473
Total fund balances	<u>156,128</u>	<u>113,517</u>	<u>5,890</u>	<u>3,473</u>
Total liabilities, deferred inflows of resources and fund balances.	<u>\$ 156,128</u>	<u>\$ 113,517</u>	<u>\$ 5,890</u>	<u>\$ 3,473</u>

Indigent Driver Interlock / Alcohol Monitoring	Safe Parks Grant	Park Ranger Grant	Total Nonmajor Special Revenue Funds
\$ 8,379	\$ 53,239	\$ 988	\$ 2,369,115
-	-	-	4,854
-	-	-	1,981
-	-	-	40,000
-	-	-	366,762
-	-	-	112,917
-	-	-	307,776
<u>\$ 8,379</u>	<u>\$ 53,239</u>	<u>\$ 988</u>	<u>\$ 3,203,405</u>
\$ -	\$ -	\$ -	\$ 45,959
-	-	-	2,571
-	40,000	-	40,000
-	-	-	7,340
<u>-</u>	<u>40,000</u>	<u>-</u>	<u>95,870</u>
-	-	-	229,181
<u>-</u>	<u>-</u>	<u>-</u>	<u>229,181</u>
-	-	-	112,917
8,379	13,239	988	2,765,437
<u>8,379</u>	<u>13,239</u>	<u>988</u>	<u>2,878,354</u>
<u>\$ 8,379</u>	<u>\$ 53,239</u>	<u>\$ 988</u>	<u>\$ 3,203,405</u>

CITY OF WHITEHALL, OHIO

COMBINING STATEMENT OF REVENUES, EXPENDITURES
AND CHANGES IN FUND BALANCES
NONMAJOR SPECIAL REVENUE FUNDS
FOR THE YEAR ENDED DECEMBER 31, 2017

	Street Maintenance and Repair	FEMA Pre Disaster Mitigation	State Highway	Permissive Tax
Revenues:				
Property and other taxes	\$ -	\$ -	\$ -	\$ -
Fines and forfeitures	-	-	-	-
Intergovernmental	784,951	-	53,818	72,776
Other	-	-	-	-
Total revenues	<u>784,951</u>	<u>-</u>	<u>53,818</u>	<u>72,776</u>
Expenditures:				
Current:				
General government	-	-	-	-
Security of persons and property	-	-	-	-
Transportation	954,991	-	31,558	-
Leisure time activity	-	-	-	-
Economic development	-	-	-	-
Total expenditures	<u>954,991</u>	<u>-</u>	<u>31,558</u>	<u>-</u>
Excess (deficiency) of revenues over (under) expenditures	<u>(170,040)</u>	<u>-</u>	<u>22,260</u>	<u>72,776</u>
Other financing sources (uses):				
Transfers in	-	-	-	-
Transfers (out)	-	-	-	-
Total other financing sources (uses)	<u>-</u>	<u>-</u>	<u>-</u>	<u>-</u>
Net change in fund balances	(170,040)	-	22,260	72,776
Fund balances (deficit) at beginning of year . . .	<u>713,665</u>	<u>70,675</u>	<u>101,250</u>	<u>235,000</u>
Fund balances at end of year	<u>\$ 543,625</u>	<u>\$ 70,675</u>	<u>\$ 123,510</u>	<u>\$ 307,776</u>

Law Enforcement Trust	Department of Justice Forfeiture	Mandatory Drug Fine	Police Training Reimbursement	OMVI Enforcement/ Education	FY2015 JAG Grant	Bulletproof Vests Grant
\$ -	\$ -	\$ -	\$ -	\$ -	\$ -	\$ -
-	22,788	4,530	-	1,900	-	-
91,249	-	-	-	-	905	2,716
-	-	-	31,680	-	-	-
<u>91,249</u>	<u>22,788</u>	<u>4,530</u>	<u>31,680</u>	<u>1,900</u>	<u>905</u>	<u>2,716</u>
-	-	-	-	-	-	-
486,388	-	-	11,660	-	-	-
-	-	-	-	-	-	-
-	-	-	-	-	-	-
-	-	-	-	-	-	-
<u>486,388</u>	<u>-</u>	<u>-</u>	<u>11,660</u>	<u>-</u>	<u>-</u>	<u>-</u>
(395,139)	22,788	4,530	20,020	1,900	905	2,716
-	-	-	-	-	-	-
(13,836)	-	-	-	-	(2,060)	-
(13,836)	-	-	-	-	(2,060)	-
(408,975)	22,788	4,530	20,020	1,900	(1,155)	2,716
1,750,232	46,069	13,553	12,080	29,034	1,155	(1,831)
<u>\$ 1,341,257</u>	<u>\$ 68,857</u>	<u>\$ 18,083</u>	<u>\$ 32,100</u>	<u>\$ 30,934</u>	<u>\$ -</u>	<u>\$ 885</u>

- - Continued

CITY OF WHITEHALL, OHIO

COMBINING STATEMENT OF REVENUES, EXPENDITURES
AND CHANGES IN FUND BALANCES
NONMAJOR SPECIAL REVENUE FUNDS (CONTINUED)
FOR THE YEAR ENDED DECEMBER 31, 2017

	<u>FY2016 JAG Grant</u>	<u>FY2014 JAG Grant</u>	<u>Mayor's Court Computer</u>	<u>Clerk of Court Computer</u>
Revenues:				
Property and other taxes	\$ -	\$ -	\$ -	\$ -
Fines and forfeitures	-	-	5,949	13,921
Intergovernmental	14,409	-	-	-
Other	-	-	-	-
Total revenues	<u>14,409</u>	<u>-</u>	<u>5,949</u>	<u>13,921</u>
Expenditures:				
Current:				
General government	-	-	4,762	34,679
Security of persons and property	16,884	-	-	-
Transportation	-	-	-	-
Leisure time activity	-	-	-	-
Economic development	-	-	-	-
Total expenditures	<u>16,884</u>	<u>-</u>	<u>4,762</u>	<u>34,679</u>
Excess (deficiency) of revenues over (under) expenditures	<u>(2,475)</u>	<u>-</u>	<u>1,187</u>	<u>(20,758)</u>
Other financing sources (uses):				
Transfers in	2,475	-	-	-
Transfers (out)	-	(3,310)	-	-
Total other financing sources (uses)	<u>2,475</u>	<u>(3,310)</u>	<u>-</u>	<u>-</u>
Net change in fund balances	-	(3,310)	1,187	(20,758)
Fund balances (deficit) at beginning of year. . .	<u>-</u>	<u>3,310</u>	<u>37,851</u>	<u>176,886</u>
Fund balances at end of year	<u>\$ -</u>	<u>\$ -</u>	<u>\$ 39,038</u>	<u>\$ 156,128</u>

Hotel/ Motel Tax	Department of Treasury Forfeiture	Bulletproof Vests Grant Program	Indigent Driver Interlock / Alcohol Monitoring	Safe Parks Grant	Park Ranger Grant	Total Nonmajor Special Revenue Funds
\$ 72,306	\$ -	\$ -	\$ -	\$ -	\$ -	\$ 72,306
-	-	-	-	-	-	49,088
-	-	16,787	-	-	1,500	1,039,111
-	-	-	-	-	-	31,680
<u>72,306</u>	<u>-</u>	<u>16,787</u>	<u>-</u>	<u>-</u>	<u>1,500</u>	<u>1,192,185</u>
-	-	-	-	-	-	39,441
-	-	-	-	-	-	514,932
-	-	-	-	-	-	986,549
-	-	-	-	597	512	1,109
<u>49,614</u>	<u>-</u>	<u>-</u>	<u>-</u>	<u>-</u>	<u>-</u>	<u>49,614</u>
<u>49,614</u>	<u>-</u>	<u>-</u>	<u>-</u>	<u>597</u>	<u>512</u>	<u>1,591,645</u>
<u>22,692</u>	<u>-</u>	<u>16,787</u>	<u>-</u>	<u>(597)</u>	<u>988</u>	<u>(399,460)</u>
-	-	-	-	13,836	-	16,311
-	-	-	-	-	-	(19,206)
-	-	-	-	13,836	-	(2,895)
<u>22,692</u>	<u>-</u>	<u>16,787</u>	<u>-</u>	<u>13,239</u>	<u>988</u>	<u>(402,355)</u>
<u>90,825</u>	<u>5,890</u>	<u>(13,314)</u>	<u>8,379</u>	<u>-</u>	<u>-</u>	<u>3,280,709</u>
<u>\$ 113,517</u>	<u>\$ 5,890</u>	<u>\$ 3,473</u>	<u>\$ 8,379</u>	<u>\$ 13,239</u>	<u>\$ 988</u>	<u>\$ 2,878,354</u>

CITY OF WHITEHALL, OHIO

SCHEDULE OF REVENUES, EXPENDITURES AND CHANGES IN
 FUND BALANCE - BUDGET AND ACTUAL (NON-GAAP BUDGETARY BASIS)
STREET MAINTENANCE AND REPAIR FUND
 FOR THE YEAR ENDED DECEMBER 31, 2017

	Budgeted Amounts		Actual	Variance with Final Budget Positive (Negative)
	Original	Final		
Revenues:				
Intergovernmental	\$ 745,000	\$ 760,554	\$ 780,321	\$ 19,767
Total revenues.	<u>745,000</u>	<u>760,554</u>	<u>780,321</u>	<u>19,767</u>
Expenditures:				
Current:				
Transportation:				
Highway and Streets:				
Salaries and wages	893,302	896,000	818,763	77,237
Operating	<u>327,571</u>	<u>328,560</u>	<u>155,650</u>	<u>172,910</u>
Total Transportation.	<u>1,220,873</u>	<u>1,224,560</u>	<u>974,413</u>	<u>250,147</u>
Total expenditures.	<u>1,220,873</u>	<u>1,224,560</u>	<u>974,413</u>	<u>250,147</u>
Excess of expenditures over revenues . . .	<u>(475,873)</u>	<u>(464,006)</u>	<u>(194,092)</u>	<u>269,914</u>
Other financing sources:				
Transfers in	<u>450,000</u>	<u>450,000</u>	<u>-</u>	<u>(450,000)</u>
Total other financing sources	<u>450,000</u>	<u>450,000</u>	<u>-</u>	<u>(450,000)</u>
Net change in fund balance.	(25,873)	(14,006)	(194,092)	(180,086)
Fund balance at beginning of year	474,419	474,419	474,419	-
Prior year encumbrances appropriated .	19,278	19,278	19,278	-
Fund balance at end of year	<u>\$ 467,824</u>	<u>\$ 479,691</u>	<u>\$ 299,605</u>	<u>\$ (180,086)</u>

CITY OF WHITEHALL, OHIO

SCHEDULE OF REVENUES, EXPENDITURES AND CHANGES IN
 FUND BALANCE - BUDGET AND ACTUAL (NON-GAAP BUDGETARY BASIS)
FEMA PRE DISASTER MITIGATION FUND
 FOR THE YEAR ENDED DECEMBER 31, 2017

	<u>Budgeted Amounts</u>		<u>Actual</u>	<u>Variance with Final Budget Positive (Negative)</u>
	<u>Original</u>	<u>Final</u>		
Fund balance at beginning of year	\$ 70,675	\$ 70,675	\$ 70,675	\$ -
Fund balance at end of year	\$ 70,675	\$ 70,675	\$ 70,675	\$ -

CITY OF WHITEHALL, OHIO

SCHEDULE OF REVENUES, EXPENDITURES AND CHANGES IN
 FUND BALANCE - BUDGET AND ACTUAL (NON-GAAP BUDGETARY BASIS)
STATE HIGHWAY FUND
 FOR THE YEAR ENDED DECEMBER 31, 2017

	<u>Budgeted Amounts</u>		<u>Actual</u>	<u>Variance with Final Budget Positive (Negative)</u>
	<u>Original</u>	<u>Final</u>		
Revenues:				
Intergovernmental	\$ 49,500	\$ 50,868	\$ 53,442	\$ 2,574
Total revenues	<u>49,500</u>	<u>50,868</u>	<u>53,442</u>	<u>2,574</u>
Expenditures:				
Current:				
Transportation:				
Operating	50,000	50,000	50,000	-
Total Transportation.	<u>50,000</u>	<u>50,000</u>	<u>50,000</u>	<u>-</u>
Total expenditures	<u>50,000</u>	<u>50,000</u>	<u>50,000</u>	<u>-</u>
Net change in fund balance.	(500)	868	3,442	2,574
Fund balance at beginning of year	92,875	92,875	92,875	-
Fund balance at end of year	<u>\$ 92,375</u>	<u>\$ 93,743</u>	<u>\$ 96,317</u>	<u>\$ 2,574</u>

CITY OF WHITEHALL, OHIO

SCHEDULE OF REVENUES, EXPENDITURES AND CHANGES IN
 FUND BALANCE - BUDGET AND ACTUAL (NON-GAAP BUDGETARY BASIS)
LAW ENFORCEMENT TRUST FUND
 FOR THE YEAR ENDED DECEMBER 31, 2017

	<u>Budgeted Amounts</u>		<u>Actual</u>	<u>Variance with Final Budget Positive (Negative)</u>
	<u>Original</u>	<u>Final</u>		
Revenues:				
Intergovernmental	\$ 191,961	\$ 200,000	\$ 104,563	\$ (95,437)
Total revenues	<u>191,961</u>	<u>200,000</u>	<u>104,563</u>	<u>(95,437)</u>
Expenditures:				
Current:				
Security of Persons and Property:				
Operating	277,958	539,646	507,446	32,200
Total Security of Persons and Property.	<u>277,958</u>	<u>539,646</u>	<u>507,446</u>	<u>32,200</u>
Total expenditures	<u>277,958</u>	<u>539,646</u>	<u>507,446</u>	<u>32,200</u>
Excess of expenditures over revenues . . .	<u>(85,997)</u>	<u>(339,646)</u>	<u>(402,883)</u>	<u>(63,237)</u>
Other financing sources (uses):				
Advances in	28,039	28,039	28,039	-
Advances out	(54,409)	(54,409)	(54,409)	-
Transfers out	(13,836)	(13,836)	(13,836)	-
Total other financing sources (uses)	<u>(40,206)</u>	<u>(40,206)</u>	<u>(40,206)</u>	<u>-</u>
Net change in fund balance.	(126,203)	(379,852)	(443,089)	(63,237)
Fund balance at beginning of year	1,671,731	1,671,731	1,671,731	-
Prior year encumbrances appropriated .	56,203	56,203	56,203	-
Fund balance at end of year	<u>\$ 1,601,731</u>	<u>\$ 1,348,082</u>	<u>\$ 1,284,845</u>	<u>\$ (63,237)</u>

CITY OF WHITEHALL, OHIO

SCHEDULE OF REVENUES, EXPENDITURES AND CHANGES IN
 FUND BALANCE - BUDGET AND ACTUAL (NON-GAAP BUDGETARY BASIS)
DEPARTMENT OF JUSTICE FORFEITURE FUND
 FOR THE YEAR ENDED DECEMBER 31, 2017

	<u>Budgeted Amounts</u>		<u>Actual</u>	<u>Variance with Final Budget Positive (Negative)</u>
	<u>Original</u>	<u>Final</u>		
Revenues:				
Fines and forfeitures	\$ -	\$ 7,424	\$ 22,788	\$ 15,364
Total revenues	<u>-</u>	<u>7,424</u>	<u>22,788</u>	<u>15,364</u>
Expenditures:				
Current:				
Security of Persons and Property:				
Operating	46,000	46,000	-	46,000
Total Security of Persons and Property.	<u>46,000</u>	<u>46,000</u>	<u>-</u>	<u>46,000</u>
Total expenditures	<u>46,000</u>	<u>46,000</u>	<u>-</u>	<u>46,000</u>
Net change in fund balance.	(46,000)	(38,576)	22,788	61,364
Fund balance at beginning of year	<u>46,069</u>	<u>46,069</u>	<u>46,069</u>	<u>-</u>
Fund balance at end of year	<u>\$ 69</u>	<u>\$ 7,493</u>	<u>\$ 68,857</u>	<u>\$ 61,364</u>

CITY OF WHITEHALL, OHIO

SCHEDULE OF REVENUES, EXPENDITURES AND CHANGES IN
 FUND BALANCE - BUDGET AND ACTUAL (NON-GAAP BUDGETARY BASIS)
MANDATORY DRUG FINE FUND
 FOR THE YEAR ENDED DECEMBER 31, 2017

	<u>Budgeted Amounts</u>		<u>Actual</u>	<u>Variance with Final Budget Positive (Negative)</u>
	<u>Original</u>	<u>Final</u>		
Revenues:				
Fines and forfeitures	\$ 2,500	\$ 4,455	\$ 4,530	\$ 75
Total revenues	<u>2,500</u>	<u>4,455</u>	<u>4,530</u>	<u>75</u>
Expenditures:				
Current:				
Security of Persons and Property:				
Operating	14,000	14,000	-	14,000
Total Security of Persons and Property.	<u>14,000</u>	<u>14,000</u>	<u>-</u>	<u>14,000</u>
Total expenditures	<u>14,000</u>	<u>14,000</u>	<u>-</u>	<u>14,000</u>
Net change in fund balance.	(11,500)	(9,545)	4,530	14,075
Fund balance at beginning of year	<u>13,553</u>	<u>13,553</u>	<u>13,553</u>	<u>-</u>
Fund balance at end of year	<u>\$ 2,053</u>	<u>\$ 4,008</u>	<u>\$ 18,083</u>	<u>\$ 14,075</u>

CITY OF WHITEHALL, OHIO

SCHEDULE OF REVENUES, EXPENDITURES AND CHANGES IN
 FUND BALANCE - BUDGET AND ACTUAL (NON-GAAP BUDGETARY BASIS)
POLICE TRAINING REIMBURSEMENT FUND
 FOR THE YEAR ENDED DECEMBER 31, 2017

	<u>Budgeted Amounts</u>		<u>Actual</u>	<u>Variance with Final Budget Positive (Negative)</u>
	<u>Original</u>	<u>Final</u>		
Revenues:				
Other	\$ -	\$ 11,660	\$ 11,660	\$ -
Total revenues	<u>-</u>	<u>11,660</u>	<u>11,660</u>	<u>-</u>
Expenditures:				
Current:				
Security of Persons and Property:				
Operating	10,000	21,660	11,660	10,000
Total Security of Persons and Property.	<u>10,000</u>	<u>21,660</u>	<u>11,660</u>	<u>10,000</u>
Total expenditures	<u>10,000</u>	<u>21,660</u>	<u>11,660</u>	<u>10,000</u>
Net change in fund balance.	(10,000)	(10,000)	-	10,000
Fund balance at beginning of year	12,080	12,080	12,080	-
Fund balance at end of year	<u>\$ 2,080</u>	<u>\$ 2,080</u>	<u>\$ 12,080</u>	<u>\$ 10,000</u>

CITY OF WHITEHALL, OHIO

SCHEDULE OF REVENUES, EXPENDITURES AND CHANGES IN
 FUND BALANCE - BUDGET AND ACTUAL (NON-GAAP BUDGETARY BASIS)
OMVI ENFORCEMENT/EDUCATION FUND
 FOR THE YEAR ENDED DECEMBER 31, 2017

	<u>Budgeted Amounts</u>		<u>Actual</u>	<u>Variance with Final Budget Positive (Negative)</u>
	<u>Original</u>	<u>Final</u>		
Revenues:				
Fines and forfeitures	\$ 1,500	\$ 1,903	\$ 1,903	\$ -
Total revenues	<u>1,500</u>	<u>1,903</u>	<u>1,903</u>	<u>-</u>
Expenditures:				
Current:				
Security of Persons and Property:				
Operating	26,000	26,000	-	26,000
Total Security of Persons and Property.	<u>26,000</u>	<u>26,000</u>	<u>-</u>	<u>26,000</u>
Total expenditures	<u>26,000</u>	<u>26,000</u>	<u>-</u>	<u>26,000</u>
Net change in fund balance.	(24,500)	(24,097)	1,903	26,000
Fund balance at beginning of year	<u>28,759</u>	<u>28,759</u>	<u>28,759</u>	<u>-</u>
Fund balance at end of year	<u>\$ 4,259</u>	<u>\$ 4,662</u>	<u>\$ 30,662</u>	<u>\$ 26,000</u>

CITY OF WHITEHALL, OHIO

SCHEDULE OF REVENUES, EXPENDITURES AND CHANGES IN
 FUND BALANCE - BUDGET AND ACTUAL (NON-GAAP BUDGETARY BASIS)
FY2015 JAG GRANT FUND
 FOR THE YEAR ENDED DECEMBER 31, 2017

	Budgeted Amounts		Actual	Variance with Final Budget Positive (Negative)
	Original	Final		
Revenues:				
Intergovernmental	\$ -	\$ 905	\$ 905	\$ -
Total revenues	-	905	905	-
Expenditures:				
Current:				
Security of Persons and Property:				
Operating	2,730	-	-	-
Total Security of Persons and Property.	2,730	-	-	-
Total expenditures	2,730	-	-	-
Excess (deficiency) of revenues over (under) expenditures.	(2,730)	905	905	-
Other financing uses:				
Advances out	-	(11,799)	(11,799)	-
Transfers out	-	(2,060)	(2,060)	-
Total other financing uses	-	(13,859)	(13,859)	-
Net change in fund balance.	(2,730)	(12,954)	(12,954)	-
Fund balance at beginning of year	12,954	12,954	12,954	-
Fund balance at end of year	<u>\$ 10,224</u>	<u>\$ -</u>	<u>\$ -</u>	<u>\$ -</u>

CITY OF WHITEHALL, OHIO

SCHEDULE OF REVENUES, EXPENDITURES AND CHANGES IN
 FUND BALANCE - BUDGET AND ACTUAL (NON-GAAP BUDGETARY BASIS)
BULLETPROOF VESTS GRANT FUND
 FOR THE YEAR ENDED DECEMBER 31, 2017

	<u>Budgeted Amounts</u>		<u>Actual</u>	<u>Variance with Final Budget Positive (Negative)</u>
	<u>Original</u>	<u>Final</u>		
Revenues:				
Intergovernmental	\$ -	\$ 1,831	\$ 1,831	\$ -
Total revenues	<u>-</u>	<u>1,831</u>	<u>1,831</u>	<u>-</u>
Excess of revenues over expenditures . . .	<u>-</u>	<u>1,831</u>	<u>1,831</u>	<u>-</u>
Other financing uses:				
Advances out	-	(1,831)	(1,831)	-
Total other financing uses	<u>-</u>	<u>(1,831)</u>	<u>(1,831)</u>	<u>-</u>
Net change in fund balance.	-	-	-	-
Fund balance at beginning of year	<u>-</u>	<u>-</u>	<u>-</u>	<u>-</u>
Fund balance at end of year	<u><u>\$ -</u></u>	<u><u>\$ -</u></u>	<u><u>\$ -</u></u>	<u><u>\$ -</u></u>

CITY OF WHITEHALL, OHIO

SCHEDULE OF REVENUES, EXPENDITURES AND CHANGES IN
 FUND BALANCE - BUDGET AND ACTUAL (NON-GAAP BUDGETARY BASIS)
FY2016 JAG GRANT FUND
 FOR THE YEAR ENDED DECEMBER 31, 2017

	<u>Budgeted Amounts</u>		<u>Actual</u>	<u>Variance with Final Budget Positive (Negative)</u>
	<u>Original</u>	<u>Final</u>		
Revenues:				
Intergovernmental	\$ -	\$ 14,409	\$ 14,409	\$ -
Total revenues	<u>-</u>	<u>14,409</u>	<u>14,409</u>	<u>-</u>
Expenditures:				
Current:				
Security of Persons and Property:				
Operating	-	16,884	16,884	-
Total Security of Persons and Property.	<u>-</u>	<u>16,884</u>	<u>16,884</u>	<u>-</u>
Total expenditures	<u>-</u>	<u>16,884</u>	<u>16,884</u>	<u>-</u>
Excess of expenditures over revenues . . .	<u>-</u>	<u>(2,475)</u>	<u>(2,475)</u>	<u>-</u>
Other financing sources (uses):				
Advances in	-	14,409	14,409	-
Advances out	-	(14,409)	(14,409)	-
Transfers in	-	2,475	2,475	-
Total other financing sources (uses)	<u>-</u>	<u>2,475</u>	<u>2,475</u>	<u>-</u>
Net change in fund balance.	-	-	-	-
Fund balance at beginning of year	<u>-</u>	<u>-</u>	<u>-</u>	<u>-</u>
Fund balance at end of year	<u>\$ -</u>	<u>\$ -</u>	<u>\$ -</u>	<u>\$ -</u>

CITY OF WHITEHALL, OHIO

SCHEDULE OF REVENUES, EXPENDITURES AND CHANGES IN
 FUND BALANCE - BUDGET AND ACTUAL (NON-GAAP BUDGETARY BASIS)
FY2014 JAG GRANT FUND
 FOR THE YEAR ENDED DECEMBER 31, 2017

	<u>Budgeted Amounts</u>		<u>Actual</u>	<u>Variance with Final Budget Positive (Negative)</u>
	<u>Original</u>	<u>Final</u>		
Other financing uses:				
Transfers out	\$ -	\$ (3,310)	\$ (3,310)	\$ -
Total other financing uses.	<u>-</u>	<u>(3,310)</u>	<u>(3,310)</u>	<u>-</u>
Net change in fund balance.	-	(3,310)	(3,310)	-
Fund balance at beginning of year	<u>3,310</u>	<u>3,310</u>	<u>3,310</u>	<u>-</u>
Fund balance at end of year	<u><u>\$ 3,310</u></u>	<u><u>\$ -</u></u>	<u><u>\$ -</u></u>	<u><u>\$ -</u></u>

CITY OF WHITEHALL, OHIO

SCHEDULE OF REVENUES, EXPENDITURES AND CHANGES IN
 FUND BALANCE - BUDGET AND ACTUAL (NON-GAAP BUDGETARY BASIS)
MAYOR'S COURT COMPUTER FUND
 FOR THE YEAR ENDED DECEMBER 31, 2017

	<u>Budgeted Amounts</u>		<u>Actual</u>	<u>Variance with Final Budget Positive (Negative)</u>
	<u>Original</u>	<u>Final</u>		
Revenues:				
Fines and forfeitures	\$ -	\$ 6,252	\$ 6,252	\$ -
Total revenues	<u>-</u>	<u>6,252</u>	<u>6,252</u>	<u>-</u>
Expenditures:				
Current:				
General Government:				
Operating	<u>4,000</u>	<u>6,500</u>	<u>6,500</u>	<u>-</u>
Total General Government	<u>4,000</u>	<u>6,500</u>	<u>6,500</u>	<u>-</u>
Total expenditures	<u>4,000</u>	<u>6,500</u>	<u>6,500</u>	<u>-</u>
Net change in fund balance.	(4,000)	(248)	(248)	-
Fund balance at beginning of year	<u>37,035</u>	<u>37,035</u>	<u>37,035</u>	<u>-</u>
Fund balance at end of year	<u>\$ 33,035</u>	<u>\$ 36,787</u>	<u>\$ 36,787</u>	<u>\$ -</u>

CITY OF WHITEHALL, OHIO

SCHEDULE OF REVENUES, EXPENDITURES AND CHANGES IN
 FUND BALANCE - BUDGET AND ACTUAL (NON-GAAP BUDGETARY BASIS)
CLERK OF COURT COMPUTER FUND
 FOR THE YEAR ENDED DECEMBER 31, 2017

	<u>Budgeted Amounts</u>		<u>Actual</u>	<u>Variance with Final Budget Positive (Negative)</u>
	<u>Original</u>	<u>Final</u>		
Revenues:				
Fines and forfeitures	\$ 5,000	\$ 14,625	\$ 14,625	\$ -
Total revenues	<u>5,000</u>	<u>14,625</u>	<u>14,625</u>	<u>-</u>
Expenditures:				
Current:				
General Government:				
Salaries and wages	52,942	77,943	36,517	41,426
Total General Government	<u>52,942</u>	<u>77,943</u>	<u>36,517</u>	<u>41,426</u>
Total expenditures	<u>52,942</u>	<u>77,943</u>	<u>36,517</u>	<u>41,426</u>
Net change in fund balance.	(47,942)	(63,318)	(21,892)	41,426
Fund balance at beginning of year	167,984	167,984	167,984	-
Prior year encumbrances appropriated .	7,002	7,002	7,002	-
Fund balance at end of year	<u>\$ 127,044</u>	<u>\$ 111,668</u>	<u>\$ 153,094</u>	<u>\$ 41,426</u>

CITY OF WHITEHALL, OHIO

SCHEDULE OF REVENUES, EXPENDITURES AND CHANGES IN
 FUND BALANCE - BUDGET AND ACTUAL (NON-GAAP BUDGETARY BASIS)
HOTEL/MOTEL TAX FUND
 FOR THE YEAR ENDED DECEMBER 31, 2017

	<u>Budgeted Amounts</u>		<u>Actual</u>	<u>Variance with Final Budget Positive (Negative)</u>
	<u>Original</u>	<u>Final</u>		
Revenues:				
Property and other taxes	\$ 40,000	\$ 71,617	\$ 74,827	\$ 3,210
Total revenues	<u>40,000</u>	<u>71,617</u>	<u>74,827</u>	<u>3,210</u>
Expenditures:				
Current:				
Economic Development:				
Operating	86,764	71,455	49,693	21,762
Total economic development.	<u>86,764</u>	<u>71,455</u>	<u>49,693</u>	<u>21,762</u>
Total expenditures	<u>86,764</u>	<u>71,455</u>	<u>49,693</u>	<u>21,762</u>
Net change in fund balance.	(46,764)	162	25,134	24,972
Fund balance at beginning of year	66,686	66,686	66,686	-
Prior year encumbrances appropriated	16,764	16,764	16,764	-
Fund balance at end of year	<u>\$ 36,686</u>	<u>\$ 83,612</u>	<u>\$ 108,584</u>	<u>\$ 24,972</u>

CITY OF WHITEHALL, OHIO

SCHEDULE OF REVENUES, EXPENDITURES AND CHANGES IN
 FUND BALANCE - BUDGET AND ACTUAL (NON-GAAP BUDGETARY BASIS)
DEPARTMENT OF TREASURY FORFEITURE FUND
 FOR THE YEAR ENDED DECEMBER 31, 2017

	Budgeted Amounts		Actual	Variance with Final Budget Positive (Negative)
	Original	Final		
Fund balance at beginning of year	\$ 5,890	\$ 5,890	\$ 5,890	\$ -
Fund balance at end of year	<u>\$ 5,890</u>	<u>\$ 5,890</u>	<u>\$ 5,890</u>	<u>\$ -</u>

CITY OF WHITEHALL, OHIO

SCHEDULE OF REVENUES, EXPENDITURES AND CHANGES IN
 FUND BALANCE - BUDGET AND ACTUAL (NON-GAAP BUDGETARY BASIS)
BULLETPROOF VESTS GRANT PROGRAM FUND
 FOR THE YEAR ENDED DECEMBER 31, 2017

	<u>Budgeted Amounts</u>		<u>Actual</u>	<u>Variance with Final Budget Positive (Negative)</u>
	<u>Original</u>	<u>Final</u>		
Revenues:				
Intergovernmental	\$ 5,500	\$ 5,500	\$ 3,473	\$ (2,027)
Total revenues.	<u>5,500</u>	<u>5,500</u>	<u>3,473</u>	<u>(2,027)</u>
Net change in fund balance.	5,500	5,500	3,473	(2,027)
Fund balance at beginning of year	<u>-</u>	<u>-</u>	<u>-</u>	<u>-</u>
Fund balance at end of year	<u>\$ 5,500</u>	<u>\$ 5,500</u>	<u>\$ 3,473</u>	<u>\$ (2,027)</u>

CITY OF WHITEHALL, OHIO

SCHEDULE OF REVENUES, EXPENDITURES AND CHANGES IN
 FUND BALANCE - BUDGET AND ACTUAL (NON-GAAP BUDGETARY BASIS)
INDIGENT DRIVER INTERLOCK / ALCOHOL MONITORING FUND
 FOR THE YEAR ENDED DECEMBER 31, 2017

	<u>Budgeted Amounts</u>		<u>Actual</u>	<u>Variance with Final Budget Positive (Negative)</u>
	<u>Original</u>	<u>Final</u>		
Fund balance at beginning of year	\$ 8,379	\$ 8,379	\$ 8,379	\$ -
Fund balance at end of year	\$ 8,379	\$ 8,379	\$ 8,379	\$ -

CITY OF WHITEHALL, OHIO

SCHEDULE OF REVENUES, EXPENDITURES AND CHANGES IN
 FUND BALANCE - BUDGET AND ACTUAL (NON-GAAP BUDGETARY BASIS)
SAFE PARKS GRANT FUND
 FOR THE YEAR ENDED DECEMBER 31, 2017

	<u>Budgeted Amounts</u>		<u>Actual</u>	<u>Variance with Final Budget Positive (Negative)</u>
	<u>Original</u>	<u>Final</u>		
Expenditures:				
Current:				
Leisure Time Activities:				
Operating	\$ -	\$ 53,836	\$ 597	\$ 53,239
Total Leisure Time Activity	<u>-</u>	<u>53,836</u>	<u>597</u>	<u>53,239</u>
Total expenditures	<u>-</u>	<u>53,836</u>	<u>597</u>	<u>53,239</u>
Excess of expenditures over revenues . . .	<u>-</u>	<u>(53,836)</u>	<u>(597)</u>	<u>53,239</u>
Other financing sources:				
Advances in	-	40,000	40,000	-
Transfers in	-	13,836	13,836	-
Total other financing sources	<u>-</u>	<u>53,836</u>	<u>53,836</u>	<u>-</u>
Net change in fund balance.	-	-	53,239	53,239
Fund balance at beginning of year	<u>-</u>	<u>-</u>	<u>-</u>	<u>-</u>
Fund balance at end of year	<u><u>\$ -</u></u>	<u><u>\$ -</u></u>	<u><u>\$ 53,239</u></u>	<u><u>\$ 53,239</u></u>

CITY OF WHITEHALL, OHIO

SCHEDULE OF REVENUES, EXPENDITURES AND CHANGES IN
 FUND BALANCE - BUDGET AND ACTUAL (NON-GAAP BUDGETARY BASIS)
PARK RANGER GRANT FUND
 FOR THE YEAR ENDED DECEMBER 31, 2017

	<u>Budgeted Amounts</u>		<u>Actual</u>	<u>Variance with Final Budget Positive (Negative)</u>
	<u>Original</u>	<u>Final</u>		
Revenues:				
Intergovernmental	\$ -	\$ 1,500	\$ 1,500	\$ -
Total revenues	<u>-</u>	<u>1,500</u>	<u>1,500</u>	<u>-</u>
Expenditures:				
Current:				
Leisure Time Activities:				
Operating	-	1,500	749	751
Total Leisure Time Activity	<u>-</u>	<u>1,500</u>	<u>749</u>	<u>751</u>
Total expenditures	<u>-</u>	<u>1,500</u>	<u>749</u>	<u>751</u>
Net change in fund balance.	-	-	751	751
Fund balance at beginning of year	-	-	-	-
Fund balance at end of year	<u>\$ -</u>	<u>\$ -</u>	<u>\$ 751</u>	<u>\$ 751</u>

CITY OF WHITEHALL, OHIO

SCHEDULE OF REVENUES, EXPENDITURES AND CHANGES IN
 FUND BALANCE - BUDGET AND ACTUAL (NON-GAAP BUDGETARY BASIS)
PARKS REVITALIZATION GRANT FUND
 FOR THE YEAR ENDED DECEMBER 31, 2017

	<u>Budgeted Amounts</u>		<u>Actual</u>	<u>Variance with Final Budget Positive (Negative)</u>
	<u>Original</u>	<u>Final</u>		
Revenues:				
Intergovernmental	\$ -	\$ 94,230	\$ -	\$ (94,230)
Total revenues	<u>-</u>	<u>94,230</u>	<u>-</u>	<u>(94,230)</u>
Expenditures:				
Current:				
Leisure Time Activities:				
Operating	-	94,230	-	94,230
Total Leisure Time Activity	<u>-</u>	<u>94,230</u>	<u>-</u>	<u>94,230</u>
Total expenditures	<u>-</u>	<u>94,230</u>	<u>-</u>	<u>94,230</u>
Net change in fund balance.	-	-	-	-
Fund balance at beginning of year	<u>-</u>	<u>-</u>	<u>-</u>	<u>-</u>
Fund balance at end of year	<u>\$ -</u>	<u>\$ -</u>	<u>\$ -</u>	<u>\$ -</u>

CITY OF WHITEHALL, OHIO

SCHEDULE OF REVENUES, EXPENDITURES AND CHANGES IN
 FUND BALANCE - BUDGET AND ACTUAL (NON-GAAP BUDGETARY BASIS)
TAX INCENTIVE PROGRAM FUND
 FOR THE YEAR ENDED DECEMBER 31, 2017

	<u>Budgeted Amounts</u>		<u>Actual</u>	<u>Variance with Final Budget Positive (Negative)</u>
	<u>Original</u>	<u>Final</u>		
Expenditures:				
Current:				
General Government:				
Operating	\$ -	\$ 155,340	\$ 155,340	\$ -
Total General Government	<u>-</u>	<u>155,340</u>	<u>155,340</u>	<u>-</u>
Excess of expenditures over revenues . . .	<u>-</u>	<u>(155,340)</u>	<u>(155,340)</u>	<u>-</u>
Other financing source:				
Transfers in	<u>-</u>	<u>\$ 155,340</u>	<u>\$ 155,340</u>	<u>\$ -</u>
Total other financing source	<u>-</u>	<u>155,340</u>	<u>155,340</u>	<u>-</u>
Net change in fund balance.	<u>-</u>	<u>-</u>	<u>-</u>	<u>-</u>
Fund balance at beginning of year	<u>10</u>	<u>10</u>	<u>10</u>	<u>-</u>
Fund balance at end of year	<u><u>\$ 10</u></u>	<u><u>\$ 10</u></u>	<u><u>\$ 10</u></u>	<u><u>\$ -</u></u>

CITY OF WHITEHALL, OHIO

SCHEDULE OF REVENUES, EXPENDITURES AND CHANGES IN
 FUND BALANCE - BUDGET AND ACTUAL (NON-GAAP BUDGETARY BASIS)
ACCRUED BENEFITS FUND
 FOR THE YEAR ENDED DECEMBER 31, 2017

	<u>Budgeted Amounts</u>		<u>Actual</u>	<u>Variance with Final Budget Positive (Negative)</u>
	<u>Original</u>	<u>Final</u>		
Expenditures:				
Current:				
General Government:				
Operating	\$ 147,000	\$ 207,000	\$ 196,984	\$ 10,016
Total General Government	<u>147,000</u>	<u>207,000</u>	<u>196,984</u>	<u>10,016</u>
Total expenditures	<u>147,000</u>	<u>207,000</u>	<u>196,984</u>	<u>10,016</u>
Excess of expenditures over revenues . . .	<u>(147,000)</u>	<u>(207,000)</u>	<u>(196,984)</u>	<u>10,016</u>
Other financing source:				
Transfers in	<u>120,343</u>	<u>228,343</u>	<u>180,955</u>	<u>(47,388)</u>
Total other financing source	<u>120,343</u>	<u>228,343</u>	<u>180,955</u>	<u>(47,388)</u>
Net change in fund balance.	(26,657)	21,343	(16,029)	(37,372)
Fund balance at beginning of year	<u>56,868</u>	<u>56,868</u>	<u>56,868</u>	<u>-</u>
Fund balance at end of year	<u><u>\$ 30,211</u></u>	<u><u>\$ 78,211</u></u>	<u><u>\$ 40,839</u></u>	<u><u>\$ (37,372)</u></u>

CITY OF WHITEHALL, OHIO

SCHEDULE OF REVENUES, EXPENDITURES AND CHANGES IN
 FUND BALANCE - BUDGET AND ACTUAL (NON-GAAP BUDGETARY BASIS)
UNCLAIMED MONIES FUND
 FOR THE YEAR ENDED DECEMBER 31, 2017

	<u>Budgeted Amounts</u>		<u>Actual</u>	<u>Variance with Final Budget Positive (Negative)</u>
	<u>Original</u>	<u>Final</u>		
Fund balance at beginning of year	\$ 2,028	\$ 2,028	\$ 2,028	\$ -
Fund balance at end of year	<u>\$ 2,028</u>	<u>\$ 2,028</u>	<u>\$ 2,028</u>	<u>\$ -</u>

CITY OF WHITEHALL, OHIO

SCHEDULE OF REVENUES, EXPENDITURES AND CHANGES IN
 FUND BALANCE - BUDGET AND ACTUAL (NON-GAAP BUDGETARY BASIS)
SELF FUNDED INSURANCE TRUST FUND
 FOR THE YEAR ENDED DECEMBER 31, 2017

	<u>Budgeted Amounts</u>		<u>Actual</u>	<u>Variance with Final Budget Positive (Negative)</u>
	<u>Original</u>	<u>Final</u>		
Expenditures:				
Current:				
General Government:				
Operating	\$ 290,000	\$ 290,000	\$ 100,000	\$ 190,000
Total General Government	<u>290,000</u>	<u>290,000</u>	<u>100,000</u>	<u>190,000</u>
Total expenditures	<u>290,000</u>	<u>290,000</u>	<u>100,000</u>	<u>190,000</u>
Net change in fund balance.	(290,000)	(290,000)	(100,000)	190,000
Fund balance at beginning of year	876,942	876,942	876,942	-
Fund balance at end of year	<u>\$ 586,942</u>	<u>\$ 586,942</u>	<u>\$ 776,942</u>	<u>\$ 190,000</u>

CITY OF WHITEHALL, OHIO

SCHEDULE OF REVENUES, EXPENDITURES AND CHANGES IN
 FUND BALANCE - BUDGET AND ACTUAL (NON-GAAP BUDGETARY BASIS)
RECREATION TRUST FUND
 FOR THE YEAR ENDED DECEMBER 31, 2017

	<u>Budgeted Amounts</u>		<u>Actual</u>	<u>Variance with Final Budget Positive (Negative)</u>
	<u>Original</u>	<u>Final</u>		
Revenues:				
Investment income	\$ 1,000	\$ 2,535	\$ 2,535	\$ -
Total revenues	<u>1,000</u>	<u>2,535</u>	<u>2,535</u>	<u>-</u>
Expenditures:				
Current:				
Community Environment:				
Operating	20,000	20,000	2,969	17,031
Total Community Environment.	<u>20,000</u>	<u>20,000</u>	<u>2,969</u>	<u>17,031</u>
Total expenditures	<u>20,000</u>	<u>20,000</u>	<u>2,969</u>	<u>17,031</u>
Net change in fund balance.	(19,000)	(17,465)	(434)	17,031
Fund balance at beginning of year	<u>21,134</u>	<u>21,134</u>	<u>21,134</u>	<u>-</u>
Fund balance at end of year	<u>\$ 2,134</u>	<u>\$ 3,669</u>	<u>\$ 20,700</u>	<u>\$ 17,031</u>

CITY OF WHITEHALL, OHIO

SCHEDULE OF REVENUES, EXPENDITURES AND CHANGES IN
 FUND BALANCE - BUDGET AND ACTUAL (NON-GAAP BUDGETARY BASIS)
ECONOMIC DEVELOPMENT FUND
 FOR THE YEAR ENDED DECEMBER 31, 2017

	<u>Budgeted Amounts</u>		<u>Actual</u>	<u>Variance with Final Budget Positive (Negative)</u>
	<u>Original</u>	<u>Final</u>		
Expenditures:				
Current:				
Economic Development:				
Operating	\$ 311,995	\$ 307,202	\$ 293,356	\$ 13,846
Total Economic Development.	<u>311,995</u>	<u>307,202</u>	<u>293,356</u>	<u>13,846</u>
Total expenditures	<u>311,995</u>	<u>307,202</u>	<u>293,356</u>	<u>13,846</u>
Excess of expenditures over revenues	<u>(311,995)</u>	<u>(307,202)</u>	<u>(293,356)</u>	<u>13,846</u>
Other financing source:				
Transfers in	297,130	297,130	291,821	(5,309)
Total other financing source	<u>297,130</u>	<u>297,130</u>	<u>291,821</u>	<u>(5,309)</u>
Net change in fund balance.	(14,865)	(10,072)	(1,535)	8,537
Fund balance at beginning of year	587,865	587,865	587,865	-
Prior year encumbrances appropriated	11,995	11,995	11,995	-
Fund balance at end of year	<u>\$ 584,995</u>	<u>\$ 589,788</u>	<u>\$ 598,325</u>	<u>\$ 8,537</u>

CITY OF WHITEHALL, OHIO

SCHEDULE OF REVENUES, EXPENDITURES AND CHANGES IN
 FUND BALANCE - BUDGET AND ACTUAL (NON-GAAP BUDGETARY BASIS)
DEBT SERVICE FUND
 FOR THE YEAR ENDED DECEMBER 31, 2017

	<u>Budgeted Amounts</u>		<u>Actual</u>	Variance with Final Budget Positive (Negative)
	<u>Original</u>	<u>Final</u>		
Expenditures:				
Debt Service:				
Principal retirement	\$ 739,457	\$ 739,457	\$ 739,457	\$ -
Interest and fiscal charges	309,055	315,045	299,979	15,066
Total debt service	<u>1,048,512</u>	<u>1,054,502</u>	<u>1,039,436</u>	<u>15,066</u>
Total expenditures	<u>1,048,512</u>	<u>1,054,502</u>	<u>1,039,436</u>	<u>15,066</u>
Excess of expenditures over revenues . . .	<u>(1,048,512)</u>	<u>(1,054,502)</u>	<u>(1,039,436)</u>	<u>15,066</u>
Other financing source:				
Transfers in	<u>1,048,512</u>	<u>1,048,512</u>	<u>951,720</u>	<u>(96,792)</u>
Total other financing source	<u>1,048,512</u>	<u>1,048,512</u>	<u>951,720</u>	<u>(96,792)</u>
Net change in fund balance	-	(5,990)	(87,716)	(81,726)
Fund balance at beginning of year	<u>102,781</u>	<u>102,781</u>	<u>102,781</u>	<u>-</u>
Fund balance at end of year	<u>\$ 102,781</u>	<u>\$ 96,791</u>	<u>\$ 15,065</u>	<u>\$ (81,726)</u>

CITY OF WHITEHALL, OHIO
COMBINING BALANCE SHEET
NONMAJOR CAPITAL PROJECTS FUNDS
DECEMBER 31, 2017

	Fire Department New Equipment	Medical Supply	Water and Sewer Mandate	Capital Projects
Assets:				
Equity in pooled cash and investments	\$ 540,039	\$ 114,995	\$ 991,396	\$ 445,545
Cash with fiscal and escrow agents.	-	-	-	-
Receivables (net of allowance for uncollectibles):				
Accounts.	231,301	77,100	-	-
Accrued interest.	-	-	-	-
Materials and supplies inventory.	-	87,239	-	-
Assets held for resale	-	-	-	-
Total assets	<u>\$ 771,340</u>	<u>\$ 279,334</u>	<u>\$ 991,396</u>	<u>\$ 445,545</u>
Liabilities:				
Accounts payable.	\$ 299	\$ 4,436	\$ 6,789	\$ -
Contracts payable.	-	-	2,099	-
Total liabilities	<u>299</u>	<u>4,436</u>	<u>8,888</u>	<u>-</u>
Deferred inflows of resources:				
Miscellaneous revenue not available	129,046	43,015	-	-
Total deferred inflows of resources	<u>129,046</u>	<u>43,015</u>	<u>-</u>	<u>-</u>
Fund Balances:				
Nonspendable	-	87,239	-	-
Restricted.	-	-	-	-
Committed	641,995	144,644	982,508	445,545
Total fund balances.	<u>641,995</u>	<u>231,883</u>	<u>982,508</u>	<u>445,545</u>
Total liabilities, deferred inflows of resources and fund balances	<u>\$ 771,340</u>	<u>\$ 279,334</u>	<u>\$ 991,396</u>	<u>\$ 445,545</u>

Capital Improvement	CERR Transfer	FRM Transfer	Technology	COE Stormshed	Community Development Trust	Streetscape Project
\$ 1,526,306	\$ 180,212	\$ 399,975	\$ 570,124	\$ 393	\$ 152,950	\$ 80,725
-	-	-	-	-	-	-
-	-	-	-	-	-	-
-	-	-	-	-	-	-
-	-	-	-	-	-	-
-	-	-	-	-	-	25,000
<u>\$ 1,526,306</u>	<u>\$ 180,212</u>	<u>\$ 399,975</u>	<u>\$ 570,124</u>	<u>\$ 393</u>	<u>\$ 152,950</u>	<u>\$ 105,725</u>
\$ 70,805	\$ -	\$ 101,927	\$ 45,395	\$ -	\$ 7,268	\$ -
5,971	-	-	-	-	-	-
<u>76,776</u>	<u>-</u>	<u>101,927</u>	<u>45,395</u>	<u>-</u>	<u>7,268</u>	<u>-</u>
-	-	-	-	-	-	-
-	-	-	-	-	-	-
-	-	-	-	-	-	25,000
-	-	-	-	393	145,682	80,725
1,449,530	180,212	298,048	524,729	-	-	-
<u>1,449,530</u>	<u>180,212</u>	<u>298,048</u>	<u>524,729</u>	<u>393</u>	<u>145,682</u>	<u>105,725</u>
<u>\$ 1,526,306</u>	<u>\$ 180,212</u>	<u>\$ 399,975</u>	<u>\$ 570,124</u>	<u>\$ 393</u>	<u>\$ 152,950</u>	<u>\$ 105,725</u>

- - Continued

CITY OF WHITEHALL, OHIO

COMBINING BALANCE SHEET
NONMAJOR CAPITAL PROJECTS FUNDS
DECEMBER 31, 2017

	<u>Recreation Bond</u>	<u>Life Cycle Replacement</u>	<u>Franklin County Infrastructure Bank</u>	<u>Mechanical Upgrades</u>
Assets:				
Equity in pooled cash and investments	\$ 1,151,800	\$ 130,107	\$ 75,263	\$ -
Cash with fiscal and escrow agents.	-	-	-	34,288
Receivables (net of allowance for uncollectibles):				
Accounts.	-	-	-	-
Accrued interest.	-	-	-	19
Materials and supplies inventory.	-	-	-	-
Assets held for resale	-	-	-	-
Total assets	<u>\$ 1,151,800</u>	<u>\$ 130,107</u>	<u>\$ 75,263</u>	<u>\$ 34,307</u>
Liabilities:				
Accounts payable.	\$ 66,176	\$ -	\$ -	\$ -
Contracts payable.	-	-	-	-
Total liabilities	<u>66,176</u>	<u>-</u>	<u>-</u>	<u>-</u>
Deferred inflows of resources:				
Miscellaneous revenue not available	-	-	-	-
Total deferred inflows of resources	<u>-</u>	<u>-</u>	<u>-</u>	<u>-</u>
Fund Balances:				
Nonspendable	-	-	-	-
Restricted.	1,085,624	-	-	34,307
Committed	-	130,107	75,263	-
Total fund balances.	<u>1,085,624</u>	<u>130,107</u>	<u>75,263</u>	<u>34,307</u>
Total liabilities, deferred inflows of resources and fund balances	<u>\$ 1,151,800</u>	<u>\$ 130,107</u>	<u>\$ 75,263</u>	<u>\$ 34,307</u>

**Total
Nonmajor
Capital Projects
Funds**

\$ 6,359,830
34,288

308,401
19

87,239
25,000

\$ 6,814,777

\$ 303,095
8,070

311,165

172,061

172,061

112,239

1,346,731

4,872,581

6,331,551

\$ 6,814,777

CITY OF WHITEHALL, OHIO

COMBINING STATEMENT OF REVENUES, EXPENDITURES AND CHANGES IN FUND BALANCES
NONMAJOR CAPITAL PROJECTS FUNDS
FOR THE YEAR ENDED DECEMBER 31, 2017

	<u>Fire Department New Equipment</u>	<u>Medical Supply</u>	<u>Water and Sewer Mandate</u>	<u>Capital Projects</u>
Revenues:				
Charges for services	\$ 477,847	\$ 138,661	\$ -	\$ -
Intergovernmental	-	-	-	-
Investment income	-	-	-	-
Contributions and donations.	-	-	-	-
Other	-	-	-	-
	<hr/>	<hr/>	<hr/>	<hr/>
Total revenues.	477,847	138,661	-	-
	<hr/>	<hr/>	<hr/>	<hr/>
Expenditures:				
Current:				
Security of persons and property	-	48,665	-	-
Utility services	-	-	409,815	-
Capital outlay	690,310	-	-	378,368
Debt service:				
Principal retirement.	-	-	-	-
Interest and fiscal charges	-	-	-	-
	<hr/>	<hr/>	<hr/>	<hr/>
Total expenditures	690,310	48,665	409,815	378,368
	<hr/>	<hr/>	<hr/>	<hr/>
Excess/(deficiency) of revenues over/(under) expenditures	(212,463)	89,996	(409,815)	(378,368)
	<hr/>	<hr/>	<hr/>	<hr/>
Other financing sources:				
Transfers in.	-	-	181,711	297,779
Loan issuance.	-	-	-	-
Total other financing sources	-	-	181,711	297,779
	<hr/>	<hr/>	<hr/>	<hr/>
Net change in fund balances	(212,463)	89,996	(228,104)	(80,589)
	<hr/>	<hr/>	<hr/>	<hr/>
Fund balances at beginning of year	854,458	141,887	1,210,612	526,134
	<hr/>	<hr/>	<hr/>	<hr/>
Fund balances at end of year.	<u>\$ 641,995</u>	<u>\$ 231,883</u>	<u>\$ 982,508</u>	<u>\$ 445,545</u>

<u>Capital Improvement</u>	<u>CERR Transfer</u>	<u>FRM Transfer</u>	<u>Technology</u>	<u>COE Stormshed</u>	<u>Community Development Trust</u>	<u>Streetscape Project</u>
\$ -	\$ -	\$ -	\$ -	\$ -	\$ -	\$ -
195,313	-	-	-	-	-	-
-	-	-	-	-	-	-
25,000	-	-	-	-	-	-
-	-	22,179	-	-	-	-
<u>220,313</u>	<u>-</u>	<u>22,179</u>	<u>-</u>	<u>-</u>	<u>-</u>	<u>-</u>
-	-	-	-	-	-	-
-	-	-	-	-	-	-
884,250	-	397,180	522,115	-	58,976	912
-	-	-	24,981	-	-	-
-	-	-	3,747	-	-	-
<u>884,250</u>	<u>-</u>	<u>397,180</u>	<u>550,843</u>	<u>-</u>	<u>58,976</u>	<u>912</u>
<u>(663,937)</u>	<u>-</u>	<u>(375,001)</u>	<u>(550,843)</u>	<u>-</u>	<u>(58,976)</u>	<u>(912)</u>
987,714	72,955	516,914	519,442	-	35,000	-
-	-	-	-	-	-	-
<u>987,714</u>	<u>72,955</u>	<u>516,914</u>	<u>519,442</u>	<u>-</u>	<u>35,000</u>	<u>-</u>
323,777	72,955	141,913	(31,401)	-	(23,976)	(912)
<u>1,125,753</u>	<u>107,257</u>	<u>156,135</u>	<u>556,130</u>	<u>393</u>	<u>169,658</u>	<u>106,637</u>
<u>\$ 1,449,530</u>	<u>\$ 180,212</u>	<u>\$ 298,048</u>	<u>\$ 524,729</u>	<u>\$ 393</u>	<u>\$ 145,682</u>	<u>\$ 105,725</u>

-- Continued

CITY OF WHITEHALL, OHIO

COMBINING STATEMENT OF REVENUES, EXPENDITURES AND CHANGES IN FUND BALANCES
NONMAJOR CAPITAL PROJECTS FUNDS
FOR THE YEAR ENDED DECEMBER 31, 2017

	<u>Recreation Bond</u>	<u>N. Hamilton Road OPWC - Issue 2</u>	<u>Life Cycle Replacement</u>	<u>Franklin County Infrastructure Bank</u>
Revenues:				
Charges for services	\$ -	\$ -	\$ -	\$ -
Intergovernmental	-	606,842	-	-
Investment income	-	-	-	-
Contributions and donations.	-	-	-	-
Other	-	-	-	-
Total revenues.	<u>-</u>	<u>606,842</u>	<u>-</u>	<u>-</u>
Expenditures:				
Current:				
Security of persons and property	-	-	-	-
Utility services	-	-	-	-
Capital outlay	1,169,271	778,981	24,534	-
Debt service:				
Principal retirement.	-	-	-	-
Interest and fiscal charges	-	-	-	-
Total expenditures	<u>1,169,271</u>	<u>778,981</u>	<u>24,534</u>	<u>-</u>
Excess/(deficiency) of revenues over/(under) expenditures	<u>(1,169,271)</u>	<u>(172,139)</u>	<u>(24,534)</u>	<u>-</u>
Other financing sources (uses):				
Transfers in.	-	-	61,282	-
Loan issuance.	-	172,139	-	-
Total other financing sources	<u>-</u>	<u>172,139</u>	<u>61,282</u>	<u>-</u>
Net change in fund balances	(1,169,271)	-	36,748	-
Fund balances at beginning of year	<u>2,254,895</u>	<u>-</u>	<u>93,359</u>	<u>75,263</u>
Fund balances at end of year.	<u>\$ 1,085,624</u>	<u>\$ -</u>	<u>\$ 130,107</u>	<u>\$ 75,263</u>

<u>Mechanical Upgrades</u>	<u>Etna Road Improvements</u>	<u>Total Nonmajor Capital Projects Funds</u>
\$ -	\$ -	\$ 616,508
511	1,568,403	2,371,069
511	-	511
-	-	25,000
-	-	22,179
<u>1,022</u>	<u>1,568,403</u>	<u>3,035,267</u>
-	-	48,665
-	-	409,815
457,388	1,698,111	7,060,396
-	-	24,981
499	-	4,246
<u>457,887</u>	<u>1,698,111</u>	<u>7,548,103</u>
<u>(456,865)</u>	<u>(129,708)</u>	<u>(4,512,836)</u>
-	-	2,672,797
-	129,708	301,847
-	129,708	2,974,644
(456,865)	-	(1,538,192)
<u>491,172</u>	<u>-</u>	<u>7,869,743</u>
<u>\$ 34,307</u>	<u>\$ -</u>	<u>\$ 6,331,551</u>

CITY OF WHITEHALL, OHIO

SCHEDULE OF REVENUES, EXPENDITURES AND CHANGES IN
 FUND BALANCE - BUDGET AND ACTUAL (NON-GAAP BUDGETARY BASIS)
FIRE DEPARTMENT NEW EQUIPMENT FUND
 FOR THE YEAR ENDED DECEMBER 31, 2017

	<u>Budgeted Amounts</u>		<u>Actual</u>	<u>Variance with Final Budget Positive (Negative)</u>
	<u>Original</u>	<u>Final</u>		
Revenues:				
Charges for services	\$ 360,000	\$ 424,291	\$ 466,475	\$ 42,184
Total revenues	<u>360,000</u>	<u>424,291</u>	<u>466,475</u>	<u>42,184</u>
Expenditures:				
Current:				
Capital Outlay:				
Operating	738,260	730,470	708,535	21,935
Total capital outlay	<u>738,260</u>	<u>730,470</u>	<u>708,535</u>	<u>21,935</u>
Total expenditures.	<u>738,260</u>	<u>730,470</u>	<u>708,535</u>	<u>21,935</u>
Net change in fund balance	(378,260)	(306,179)	(242,060)	64,119
Fund balance at beginning of year	750,000	750,000	750,000	-
Prior year encumbrances appropriated .	31,760	31,760	31,760	-
Fund balance at end of year	<u>\$ 403,500</u>	<u>\$ 475,581</u>	<u>\$ 539,700</u>	<u>\$ 64,119</u>

CITY OF WHITEHALL, OHIO

SCHEDULE OF REVENUES, EXPENDITURES AND CHANGES IN
 FUND BALANCE - BUDGET AND ACTUAL (NON-GAAP BUDGETARY BASIS)
MEDICAL SUPPLY FUND
 FOR THE YEAR ENDED DECEMBER 31, 2017

	<u>Budgeted Amounts</u>		<u>Actual</u>	<u>Variance with Final Budget Positive (Negative)</u>
	<u>Original</u>	<u>Final</u>		
Revenues:				
Charges for services	\$ 96,000	\$ 134,870	\$ 134,870	\$ -
Total revenues	<u>96,000</u>	<u>134,870</u>	<u>134,870</u>	<u>-</u>
Expenditures:				
Current:				
Security of Persons and Property:				
Operating	117,633	117,442	111,859	5,583
Total Security of Persons and Property.	<u>117,633</u>	<u>117,442</u>	<u>111,859</u>	<u>5,583</u>
Total expenditures.	<u>117,633</u>	<u>117,442</u>	<u>111,859</u>	<u>5,583</u>
Net change in fund balance	(21,633)	17,428	23,011	5,583
Fund balance at beginning of year	75,000	75,000	75,000	-
Prior year encumbrances appropriated .	4,133	4,133	4,133	-
Fund balance at end of year	<u>\$ 57,500</u>	<u>\$ 96,561</u>	<u>\$ 102,144</u>	<u>\$ 5,583</u>

CITY OF WHITEHALL, OHIO

SCHEDULE OF REVENUES, EXPENDITURES AND CHANGES IN
 FUND BALANCE - BUDGET AND ACTUAL (NON-GAAP BUDGETARY BASIS)
WATER AND SEWER MANDATE FUND
 FOR THE YEAR ENDED DECEMBER 31, 2017

	<u>Budgeted Amounts</u>		<u>Actual</u>	<u>Variance with Final Budget Positive (Negative)</u>
	<u>Original</u>	<u>Final</u>		
Expenditures:				
Current:				
Utility services				
Operating	\$ 416,225	\$ 796,225	\$ 511,657	\$ 284,568
Total utility services	<u>416,225</u>	<u>796,225</u>	<u>511,657</u>	<u>284,568</u>
Total expenditures.	<u>416,225</u>	<u>796,225</u>	<u>511,657</u>	<u>284,568</u>
Excess of expenditures over revenues . . .	<u>(416,225)</u>	<u>(796,225)</u>	<u>(511,657)</u>	<u>284,568</u>
Other financing source:				
Transfers in	74,283	166,934	181,711	14,777
Total other financing source	<u>74,283</u>	<u>166,934</u>	<u>181,711</u>	<u>14,777</u>
Net change in fund balance	(341,942)	(629,291)	(329,946)	299,345
Fund balance at beginning of year	840,554	840,554	840,554	-
Prior year encumbrances appropriated .	372,725	372,725	372,725	-
Fund balance at end of year	<u>\$ 871,337</u>	<u>\$ 583,988</u>	<u>\$ 883,333</u>	<u>\$ 299,345</u>

CITY OF WHITEHALL, OHIO

SCHEDULE OF REVENUES, EXPENDITURES AND CHANGES IN
 FUND BALANCE - BUDGET AND ACTUAL (NON-GAAP BUDGETARY BASIS)
OPWC - ISSUE 2 FUNDS
 FOR THE YEAR ENDED DECEMBER 31, 2017

	<u>Budgeted Amounts</u>		<u>Actual</u>	<u>Variance with Final Budget Positive (Negative)</u>
	<u>Original</u>	<u>Final</u>		
Expenditures:				
Current:				
Capital Outlay:				
Operating	\$ 141,460	\$ 141,460	\$ -	\$ 141,460
Total capital outlay.	<u>141,460</u>	<u>141,460</u>	<u>-</u>	<u>141,460</u>
Total expenditures.	<u>141,460</u>	<u>141,460</u>	<u>-</u>	<u>141,460</u>
Excess of expenditures over revenues.	<u>(141,460)</u>	<u>(141,460)</u>	<u>-</u>	<u>141,460</u>
Other financing source:				
Loan issuance	<u>141,460</u>	<u>141,460</u>	<u>-</u>	<u>(141,460)</u>
Total other financing source	<u>141,460</u>	<u>141,460</u>	<u>-</u>	<u>(141,460)</u>
Net change in fund balance	-	-	-	-
Fund balance at beginning of year	-	-	-	-
Fund balance at end of year	<u><u>\$ -</u></u>	<u><u>\$ -</u></u>	<u><u>\$ -</u></u>	<u><u>\$ -</u></u>

CITY OF WHITEHALL, OHIO

SCHEDULE OF REVENUES, EXPENDITURES AND CHANGES IN
 FUND BALANCE - BUDGET AND ACTUAL (NON-GAAP BUDGETARY BASIS)
CAPITAL PROJECTS FUND
 FOR THE YEAR ENDED DECEMBER 31, 2017

	<u>Budgeted Amounts</u>		<u>Actual</u>	<u>Variance with Final Budget Positive (Negative)</u>
	<u>Original</u>	<u>Final</u>		
Expenditures:				
Current:				
Capital Outlay:				
Operating	\$ 425,000	\$ 722,779	\$ 568,897	\$ 153,882
Total capital outlay.	<u>425,000</u>	<u>722,779</u>	<u>568,897</u>	<u>153,882</u>
Total expenditures.	<u>425,000</u>	<u>722,779</u>	<u>568,897</u>	<u>153,882</u>
Excess of expenditures over revenues . . .	<u>(425,000)</u>	<u>(722,779)</u>	<u>(568,897)</u>	<u>153,882</u>
Other financing source:				
Transfers in	-	297,779	297,779	-
Total other financing source	<u>-</u>	<u>297,779</u>	<u>297,779</u>	<u>-</u>
Net change in fund balance	(425,000)	(425,000)	(271,118)	153,882
Fund balance at beginning of year	566,634	566,634	566,634	-
Fund balance at end of year	<u>\$ 141,634</u>	<u>\$ 141,634</u>	<u>\$ 295,516</u>	<u>\$ 153,882</u>

CITY OF WHITEHALL, OHIO

SCHEDULE OF REVENUES, EXPENDITURES AND CHANGES IN
 FUND BALANCE - BUDGET AND ACTUAL (NON-GAAP BUDGETARY BASIS)
CAPITAL IMPROVEMENT FUND
 FOR THE YEAR ENDED DECEMBER 31, 2017

	<u>Budgeted Amounts</u>		<u>Actual</u>	<u>Variance with Final Budget Positive (Negative)</u>
	<u>Original</u>	<u>Final</u>		
Revenues:				
Intergovernmental	\$ 142,244	\$ 195,313	\$ 195,313	\$ -
Contributions and donations.	18,207	25,000	25,000	-
Total revenues	<u>160,451</u>	<u>220,313</u>	<u>220,313</u>	<u>-</u>
Expenditures:				
Current:				
Capital Outlay:				
Operating	1,709,382	1,763,870	1,585,143	178,727
Total capital outlay.	<u>1,709,382</u>	<u>1,763,870</u>	<u>1,585,143</u>	<u>178,727</u>
Total expenditures.	<u>1,709,382</u>	<u>1,763,870</u>	<u>1,585,143</u>	<u>178,727</u>
Excess of expenditures over revenues . . .	<u>(1,548,931)</u>	<u>(1,543,557)</u>	<u>(1,364,830)</u>	<u>178,727</u>
Other financing sources:				
Transfers in	730,937	1,003,638	987,714	(15,924)
Total other financing sources.	<u>730,937</u>	<u>1,003,638</u>	<u>987,714</u>	<u>(15,924)</u>
Net change in fund balance	(817,994)	(539,919)	(377,116)	162,803
Fund balance at beginning of year	830,190	830,190	830,190	-
Prior year encumbrances appropriated .	449,382	449,382	449,382	-
Fund balance at end of year	<u>\$ 461,578</u>	<u>\$ 739,653</u>	<u>\$ 902,456</u>	<u>\$ 162,803</u>

CITY OF WHITEHALL, OHIO

SCHEDULE OF REVENUES, EXPENDITURES AND CHANGES IN
 FUND BALANCE - BUDGET AND ACTUAL (NON-GAAP BUDGETARY BASIS)
CERR TRANSFER FUND
 FOR THE YEAR ENDED DECEMBER 31, 2017

	<u>Budgeted Amounts</u>		<u>Actual</u>	<u>Variance with Final Budget Positive (Negative)</u>
	<u>Original</u>	<u>Final</u>		
Expenditures:				
Current:				
Capital Outlay:				
Operating	\$ 70,000	\$ 70,000	\$ -	\$ 70,000
Total capital outlay.	<u>70,000</u>	<u>70,000</u>	<u>-</u>	<u>70,000</u>
Total expenditures.	<u>70,000</u>	<u>70,000</u>	<u>-</u>	<u>70,000</u>
Excess of expenditures over revenues . . .	<u>(70,000)</u>	<u>(70,000)</u>	<u>-</u>	<u>70,000</u>
Other financing source:				
Transfers in	74,283	74,283	72,955	(1,328)
Total other financing source	<u>74,283</u>	<u>74,283</u>	<u>72,955</u>	<u>(1,328)</u>
Net change in fund balance	4,283	4,283	72,955	68,672
Fund balance at beginning of year	107,257	107,257	107,257	-
Fund balance at end of year	<u>\$ 111,540</u>	<u>\$ 111,540</u>	<u>\$ 180,212</u>	<u>\$ 68,672</u>

CITY OF WHITEHALL, OHIO

SCHEDULE OF REVENUES, EXPENDITURES AND CHANGES IN
 FUND BALANCE - BUDGET AND ACTUAL (NON-GAAP BUDGETARY BASIS)
FRM TRANSFER FUND
 FOR THE YEAR ENDED DECEMBER 31, 2017

	Budgeted Amounts		Actual	Variance with Final Budget Positive (Negative)
	Original	Final		
Revenues:				
Other	\$ 19,256	\$ 22,179	\$ 22,179	\$ -
Total revenues	<u>19,256</u>	<u>22,179</u>	<u>22,179</u>	<u>-</u>
Expenditures:				
Current:				
Capital Outlay:				
Operating	588,290	587,732	532,987	54,745
Total capital outlay.	<u>588,290</u>	<u>587,732</u>	<u>532,987</u>	<u>54,745</u>
Total expenditures.	<u>588,290</u>	<u>587,732</u>	<u>532,987</u>	<u>54,745</u>
Excess of expenditures over revenues . . .	<u>(569,034)</u>	<u>(565,553)</u>	<u>(510,808)</u>	<u>54,745</u>
Other financing source:				
Transfers in	456,151	525,407	516,914	(8,493)
Total other financing source	<u>456,151</u>	<u>525,407</u>	<u>516,914</u>	<u>(8,493)</u>
Net change in fund balance	(112,883)	(40,146)	6,106	46,252
Fund balance at beginning of year	147,440	147,440	147,440	-
Prior year encumbrances appropriated .	38,224	38,224	38,224	-
Fund balance at end of year	<u>\$ 72,781</u>	<u>\$ 145,518</u>	<u>\$ 191,770</u>	<u>\$ 46,252</u>

CITY OF WHITEHALL, OHIO

SCHEDULE OF REVENUES, EXPENDITURES AND CHANGES IN
 FUND BALANCE - BUDGET AND ACTUAL (NON-GAAP BUDGETARY BASIS)
TECHNOLOGY FUND
 FOR THE YEAR ENDED DECEMBER 31, 2017

	<u>Budgeted Amounts</u>		<u>Actual</u>	<u>Variance with Final Budget Positive (Negative)</u>
	<u>Original</u>	<u>Final</u>		
Expenditures:				
Current:				
Capital Outlay:				
Operating	\$ 723,255	\$ 755,150	\$ 653,765	\$ 101,385
Total capital outlay	<u>723,255</u>	<u>755,150</u>	<u>653,765</u>	<u>101,385</u>
Total expenditures	<u>723,255</u>	<u>755,150</u>	<u>653,765</u>	<u>101,385</u>
Excess of expenditures over revenues . . .	<u>(723,255)</u>	<u>(755,150)</u>	<u>(653,765)</u>	<u>101,385</u>
Other financing source:				
Transfers in	<u>528,891</u>	<u>528,891</u>	<u>519,442</u>	<u>(9,449)</u>
Total other financing source	<u>528,891</u>	<u>528,891</u>	<u>519,442</u>	<u>(9,449)</u>
Net change in fund balance	(194,364)	(226,259)	(134,323)	91,936
Fund balance at beginning of year	524,721	524,721	524,721	-
Prior year encumbrances appropriated .	88,255	88,255	88,255	-
Fund balance at end of year	<u>\$ 418,612</u>	<u>\$ 386,717</u>	<u>\$ 478,653</u>	<u>\$ 91,936</u>

CITY OF WHITEHALL, OHIO

SCHEDULE OF REVENUES, EXPENDITURES AND CHANGES IN
 FUND BALANCE - BUDGET AND ACTUAL (NON-GAAP BUDGETARY BASIS)
COE STORMSHED FUND
 FOR THE YEAR ENDED DECEMBER 31, 2017

	<u>Budgeted Amounts</u>		<u>Actual</u>	<u>Variance with Final Budget Positive (Negative)</u>
	<u>Original</u>	<u>Final</u>		
Expenditures:				
Current:				
Capital Outlay:				
Operating	\$ 393	\$ 393	\$ -	\$ 393
Total capital outlay.	<u>393</u>	<u>393</u>	<u>-</u>	<u>393</u>
Total expenditures.	<u>393</u>	<u>393</u>	<u>-</u>	<u>393</u>
Net change in fund balance	(393)	(393)	-	393
Fund balance at beginning of year	<u>393</u>	<u>393</u>	<u>393</u>	<u>-</u>
Fund balance at end of year	<u><u>\$ -</u></u>	<u><u>\$ -</u></u>	<u><u>\$ 393</u></u>	<u><u>\$ 393</u></u>

CITY OF WHITEHALL, OHIO

SCHEDULE OF REVENUES, EXPENDITURES AND CHANGES IN
 FUND BALANCE - BUDGET AND ACTUAL (NON-GAAP BUDGETARY BASIS)
COMMUNITY DEVELOPMENT TRUST FUND
 FOR THE YEAR ENDED DECEMBER 31, 2017

	<u>Budgeted Amounts</u>		<u>Actual</u>	<u>Variance with Final Budget Positive (Negative)</u>
	<u>Original</u>	<u>Final</u>		
Expenditures:				
Current:				
Capital Outlay:				
Operating	\$ 190,000	\$ 190,000	\$ 150,565	\$ 39,435
Total capital outlay.	<u>190,000</u>	<u>190,000</u>	<u>150,565</u>	<u>39,435</u>
Total expenditures.	<u>190,000</u>	<u>190,000</u>	<u>150,565</u>	<u>39,435</u>
Excess of expenditures over revenues . . .	<u>(190,000)</u>	<u>(190,000)</u>	<u>(150,565)</u>	<u>39,435</u>
Other financing sources:				
Transfers in	20,343	35,000	35,000	-
Total other financing sources	<u>20,343</u>	<u>35,000</u>	<u>35,000</u>	<u>-</u>
Net change in fund balance	(169,657)	(155,000)	(115,565)	39,435
Fund balance at beginning of year	169,658	169,658	169,658	-
Fund balance at end of year	<u><u>\$ 1</u></u>	<u><u>\$ 14,658</u></u>	<u><u>\$ 54,093</u></u>	<u><u>\$ 39,435</u></u>

CITY OF WHITEHALL, OHIO

SCHEDULE OF REVENUES, EXPENDITURES AND CHANGES IN
 FUND BALANCE - BUDGET AND ACTUAL (NON-GAAP BUDGETARY BASIS)
STREETSCAPE PROJECT FUND
 FOR THE YEAR ENDED DECEMBER 31, 2017

	<u>Budgeted Amounts</u>		<u>Actual</u>	<u>Variance with Final Budget Positive (Negative)</u>
	<u>Original</u>	<u>Final</u>		
Revenues:				
Investment income	\$ -	\$ 1	\$ -	\$ (1)
Total revenues	<u>-</u>	<u>1</u>	<u>-</u>	<u>(1)</u>
Expenditures:				
Current:				
Capital outlay:				
Operating	18,078	18,078	912	17,166
Total capital outlay.	<u>18,078</u>	<u>18,078</u>	<u>912</u>	<u>17,166</u>
Total expenditures.	<u>18,078</u>	<u>18,078</u>	<u>912</u>	<u>17,166</u>
Net change in fund balance	(18,078)	(18,077)	(912)	17,165
Fund balance at beginning of year	81,637	81,637	81,637	-
Fund balance at end of year	<u>\$ 63,559</u>	<u>\$ 63,560</u>	<u>\$ 80,725</u>	<u>\$ 17,165</u>

CITY OF WHITEHALL, OHIO

SCHEDULE OF REVENUES, EXPENDITURES AND CHANGES IN
 FUND BALANCE - BUDGET AND ACTUAL (NON-GAAP BUDGETARY BASIS)
RECREATION BOND FUND
 FOR THE YEAR ENDED DECEMBER 31, 2017

	<u>Budgeted Amounts</u>		<u>Actual</u>	<u>Variance with Final Budget Positive (Negative)</u>
	<u>Original</u>	<u>Final</u>		
Expenditures:				
Current:				
Capital Outlay:				
Operating	\$ 5,276,570	\$ 5,274,548	\$ 1,242,719	\$ 4,031,829
Total capital outlay	<u>5,276,570</u>	<u>5,274,548</u>	<u>1,242,719</u>	<u>4,031,829</u>
Total expenditures	<u>5,276,570</u>	<u>5,274,548</u>	<u>1,242,719</u>	<u>4,031,829</u>
Excess of expenditures over revenues . . .	<u>(5,276,570)</u>	<u>(5,274,548)</u>	<u>(1,242,719)</u>	<u>4,031,829</u>
Other financing source:				
Loan issuance	4,250,000	4,250,000	-	(4,250,000)
Total other financing source	<u>4,250,000</u>	<u>4,250,000</u>	<u>-</u>	<u>(4,250,000)</u>
Net change in fund balance	(1,026,570)	(1,024,548)	(1,242,719)	(218,171)
Fund balance at beginning of year	1,268,500	1,268,500	1,268,500	-
Prior year encumbrances appropriated .	1,026,570	1,026,570	1,026,570	-
Fund balance at end of year	<u>\$ 1,268,500</u>	<u>\$ 1,270,522</u>	<u>\$ 1,052,351</u>	<u>\$ (218,171)</u>

CITY OF WHITEHALL, OHIO

SCHEDULE OF REVENUES, EXPENDITURES AND CHANGES IN
 FUND BALANCE - BUDGET AND ACTUAL (NON-GAAP BUDGETARY BASIS)
N. HAMILTON ROAD OPWC - ISSUE 2 FUND
 FOR THE YEAR ENDED DECEMBER 31, 2017

	<u>Budgeted Amounts</u>		<u>Actual</u>	<u>Variance with Final Budget Positive (Negative)</u>
	<u>Original</u>	<u>Final</u>		
Revenues:				
Intergovernmental	\$ 1,125,542	\$ 1,125,542	\$ 687,005	\$ (438,537)
Total revenues	<u>1,125,542</u>	<u>1,125,542</u>	<u>687,005</u>	<u>(438,537)</u>
Expenditures:				
Current:				
Capital Outlay:				
Operating	<u>1,300,000</u>	<u>1,300,000</u>	<u>861,463</u>	<u>438,537</u>
Total capital outlay.	<u>1,300,000</u>	<u>1,300,000</u>	<u>861,463</u>	<u>438,537</u>
Total expenditures.	<u>1,300,000</u>	<u>1,300,000</u>	<u>861,463</u>	<u>438,537</u>
Excess of expenditures over revenues . . .	<u>(174,458)</u>	<u>(174,458)</u>	<u>(174,458)</u>	<u>-</u>
Other financing source:				
Loan issuance	<u>174,458</u>	<u>174,458</u>	<u>174,458</u>	<u>-</u>
Total other financing source	<u>174,458</u>	<u>174,458</u>	<u>174,458</u>	<u>-</u>
Net change in fund balance	-	-	-	-
Fund balance at beginning of year	<u>-</u>	<u>-</u>	<u>-</u>	<u>-</u>
Fund balance at end of year	<u>\$ -</u>	<u>\$ -</u>	<u>\$ -</u>	<u>\$ -</u>

CITY OF WHITEHALL, OHIO

SCHEDULE OF REVENUES, EXPENDITURES AND CHANGES IN
 FUND BALANCE - BUDGET AND ACTUAL (NON-GAAP BUDGETARY BASIS)
LIFE CYCLE REPLACEMENT FUND
 FOR THE YEAR ENDED DECEMBER 31, 2017

	<u>Budgeted Amounts</u>		<u>Actual</u>	<u>Variance with Final Budget Positive (Negative)</u>
	<u>Original</u>	<u>Final</u>		
Expenditures:				
Current:				
Capital Outlay:				
Operating	\$ 75,000	\$ 75,000	\$ 25,254	\$ 49,746
Total capital outlay.	<u>75,000</u>	<u>75,000</u>	<u>25,254</u>	<u>49,746</u>
Total expenditures.	<u>75,000</u>	<u>75,000</u>	<u>25,254</u>	<u>49,746</u>
Excess of expenditures over revenues . . .	<u>(75,000)</u>	<u>(75,000)</u>	<u>(25,254)</u>	<u>49,746</u>
Other financing source:				
Transfers in	<u>62,397</u>	<u>62,397</u>	<u>61,282</u>	<u>(1,115)</u>
Total other financing source	<u>62,397</u>	<u>62,397</u>	<u>61,282</u>	<u>(1,115)</u>
Net change in fund balance	(12,603)	(12,603)	36,028	48,631
Fund balance at beginning of year	<u>93,359</u>	<u>93,359</u>	<u>93,359</u>	<u>-</u>
Fund balance at end of year	<u><u>\$ 80,756</u></u>	<u><u>\$ 80,756</u></u>	<u><u>\$ 129,387</u></u>	<u><u>\$ 48,631</u></u>

CITY OF WHITEHALL, OHIO

SCHEDULE OF REVENUES, EXPENDITURES AND CHANGES IN
 FUND BALANCE - BUDGET AND ACTUAL (NON-GAAP BUDGETARY BASIS)
FRANKLIN COUNTY INFRASTRUCTURE BANK FUND
 FOR THE YEAR ENDED DECEMBER 31, 2017

	<u>Budgeted Amounts</u>		<u>Actual</u>	<u>Variance with Final Budget Positive (Negative)</u>
	<u>Original</u>	<u>Final</u>		
Fund balance at beginning of year	\$ 75,263	\$ 75,263	\$ 75,263	\$ -
Fund balance at end of year	<u>\$ 75,263</u>	<u>\$ 75,263</u>	<u>\$ 75,263</u>	<u>\$ -</u>

CITY OF WHITEHALL, OHIO

SCHEDULE OF REVENUES, EXPENDITURES AND CHANGES IN
 FUND BALANCE - BUDGET AND ACTUAL (NON-GAAP BUDGETARY BASIS)
MECHANICAL UPGRADES FUND
 FOR THE YEAR ENDED DECEMBER 31, 2017

	<u>Budgeted Amounts</u>		<u>Actual</u>	<u>Variance with Final Budget Positive (Negative)</u>
	<u>Original</u>	<u>Final</u>		
Revenues:				
Intergovernmental	\$ 490,477	\$ 491,076	\$ 457,388	\$ (33,688)
Investment income	599	600	499	(101)
Total revenues	<u>491,076</u>	<u>491,676</u>	<u>457,887</u>	<u>(33,789)</u>
Expenditures:				
Current:				
Capital Outlay:				
Operating	<u>491,076</u>	<u>491,076</u>	<u>457,388</u>	<u>33,688</u>
Total capital outlay.	<u>491,076</u>	<u>491,076</u>	<u>457,388</u>	<u>33,688</u>
Debt service:				
Interest and fiscal charges	<u>-</u>	<u>600</u>	<u>499</u>	<u>101</u>
Total debt service	<u>-</u>	<u>600</u>	<u>499</u>	<u>101</u>
Total expenditures.	<u>491,076</u>	<u>491,676</u>	<u>457,887</u>	<u>33,789</u>
Net change in fund balance	-	-	-	-
Fund balance at beginning of year	<u>-</u>	<u>-</u>	<u>-</u>	<u>-</u>
Fund balance at end of year	<u>\$ -</u>	<u>\$ -</u>	<u>\$ -</u>	<u>\$ -</u>

CITY OF WHITEHALL, OHIO

SCHEDULE OF REVENUES, EXPENDITURES AND CHANGES IN
 FUND BALANCE - BUDGET AND ACTUAL (NON-GAAP BUDGETARY BASIS)
ETNA ROAD IMPROVEMENTS FUND
 FOR THE YEAR ENDED DECEMBER 31, 2017

	<u>Budgeted Amounts</u>		<u>Actual</u>	<u>Variance with Final Budget Positive (Negative)</u>
	<u>Original</u>	<u>Final</u>		
Revenues:				
Intergovernmental	\$ 2,596,915	\$ 2,596,915	\$ 1,564,765	\$ (1,032,150)
Total revenues	<u>2,596,915</u>	<u>2,596,915</u>	<u>1,564,765</u>	<u>(1,032,150)</u>
Expenditures:				
Current:				
Capital Outlay:				
Operating	2,731,655	2,731,655	1,699,505	1,032,150
Total capital outlay.	<u>2,731,655</u>	<u>2,731,655</u>	<u>1,699,505</u>	<u>1,032,150</u>
Excess of expenditures over revenues . . .	<u>(134,740)</u>	<u>(134,740)</u>	<u>(134,740)</u>	<u>-</u>
Other financing source:				
Loan issuance	134,740	134,740	134,740	-
Total other financing source	<u>134,740</u>	<u>134,740</u>	<u>134,740</u>	<u>-</u>
Net change in fund balance	-	-	-	-
Fund balance at beginning of year	<u>-</u>	<u>-</u>	<u>-</u>	<u>-</u>
Fund balance at end of year	<u>\$ -</u>	<u>\$ -</u>	<u>\$ -</u>	<u>\$ -</u>

CITY OF WHITEHALL, OHIO
INDIVIDUAL FUND SCHEDULES
FUND DESCRIPTION - FIDUCIARY FUNDS

Fiduciary funds are used to account for assets held by the City in a trustee capacity, or as an agency for individuals, private organizations, other governments and/or funds. The following are the City's fiduciary fund types:

Agency Funds

Agency funds maintain assets held by the City as an agent for individuals, private organizations, other governmental units and/or funds. These funds are purely custodial (assets equal liabilities) and therefore do not involve the measurement of results. The City has the following agency funds:

COBRA - Extended Benefits Fund

Electrical Inspector Fund

Inspection Deposit Fund

Trunk & Storm Sewer Fund

Plumbing Permits Fund

Special Deposit Fund

Street Maintenance Deposit Fund

Acreage Fees Fund

Christmas Tree Lot Bond Fund

State Sales Tax Fund

CITY OF WHITEHALL, OHIO

STATEMENT OF CHANGES IN ASSETS AND LIABILITIES
 AGENCY FUNDS
 FOR THE YEAR ENDED DECEMBER 31, 2017

	Beginning Balance 12/31/2016	Additions	Reductions	Ending Balance 12/31/2017
COBRA - Extended Benefits Fund				
Assets:				
Equity in pooled cash and investments . . .	\$ 205	\$ -	\$ -	\$ 205
Total assets	<u>\$ 205</u>	<u>\$ -</u>	<u>\$ -</u>	<u>\$ 205</u>
Liabilities:				
Deposits held and due to others	\$ 205	\$ -	\$ -	\$ 205
Total liabilities	<u>\$ 205</u>	<u>\$ -</u>	<u>\$ -</u>	<u>\$ 205</u>
Electrical Inspector Fund				
Assets:				
Equity in pooled cash and investments . . .	\$ 21,896	\$ -	\$ -	\$ 21,896
Total assets.	<u>\$ 21,896</u>	<u>\$ -</u>	<u>\$ -</u>	<u>\$ 21,896</u>
Liabilities:				
Deposits held and due to others	\$ 21,896	\$ -	\$ -	\$ 21,896
Total liabilities	<u>\$ 21,896</u>	<u>\$ -</u>	<u>\$ -</u>	<u>\$ 21,896</u>
Inspection Deposit Fund				
Assets:				
Equity in pooled cash and investments . . .	\$ 74,236	\$ 101,953	\$ 78,098	\$ 98,091
Total assets.	<u>\$ 74,236</u>	<u>\$ 101,953</u>	<u>\$ 78,098</u>	<u>\$ 98,091</u>
Liabilities:				
Accounts payable	\$ 12,317	\$ 7,974	\$ 12,317	\$ 7,974
Due to other governments	499	717	499	717
Deposits held and due to others	61,420	93,262	65,282	89,400
Total liabilities	<u>\$ 74,236</u>	<u>\$ 101,953</u>	<u>\$ 78,098</u>	<u>\$ 98,091</u>
Trunk & Storm Sewer Fund				
Assets:				
Equity in pooled cash and investments . . .	\$ 4,718	\$ 1,050	\$ -	\$ 5,768
Total assets.	<u>\$ 4,718</u>	<u>\$ 1,050</u>	<u>\$ -</u>	<u>\$ 5,768</u>
Liabilities:				
Deposits held and due to others	\$ 4,718	\$ 1,050	\$ -	\$ 5,768
Total liabilities	<u>\$ 4,718</u>	<u>\$ 1,050</u>	<u>\$ -</u>	<u>\$ 5,768</u>
Plumbing Permits Fund				
Assets:				
Equity in pooled cash and investments . . .	\$ 9,259	\$ 3,970	\$ 228	\$ 13,001
Total assets.	<u>\$ 9,259</u>	<u>\$ 3,970</u>	<u>\$ 228</u>	<u>\$ 13,001</u>
Liabilities:				
Deposits held and due to others	\$ 9,259	\$ 3,970	\$ 228	\$ 13,001
Total liabilities	<u>\$ 9,259</u>	<u>\$ 3,970</u>	<u>\$ 228</u>	<u>\$ 13,001</u>
Special Deposit Fund				
Assets:				
Equity in pooled cash and investments . . .	\$ 25,822	\$ 850	\$ 200	\$ 26,472
Total assets.	<u>\$ 25,822</u>	<u>\$ 850</u>	<u>\$ 200</u>	<u>\$ 26,472</u>
Liabilities:				
Deposits held and due to others	\$ 25,822	\$ 850	\$ 200	\$ 26,472
Total liabilities	<u>\$ 25,822</u>	<u>\$ 850</u>	<u>\$ 200</u>	<u>\$ 26,472</u>

-- Continued

CITY OF WHITEHALL, OHIO

STATEMENT OF CHANGES IN ASSETS AND LIABILITIES
 AGENCY FUNDS (CONTINUED)
 FOR THE YEAR ENDED DECEMBER 31, 2017

	Beginning Balance 12/31/2016	Additions	Reductions	Ending Balance 12/31/2017
Street Maintenance Deposit Fund				
Assets:				
Equity in pooled cash and investments . . .	\$ 1,958	\$ -	\$ -	\$ 1,958
Total assets.	<u>\$ 1,958</u>	<u>\$ -</u>	<u>\$ -</u>	<u>\$ 1,958</u>
Liabilities:				
Deposits held and due to others	\$ 1,958	\$ -	\$ -	\$ 1,958
Total liabilities	<u>\$ 1,958</u>	<u>\$ -</u>	<u>\$ -</u>	<u>\$ 1,958</u>
Acreage Fees Fund				
Assets:				
Equity in pooled cash and investments . . .	\$ 76,542	\$ 47,693	\$ -	\$ 124,235
Total assets.	<u>\$ 76,542</u>	<u>\$ 47,693</u>	<u>\$ -</u>	<u>\$ 124,235</u>
Liabilities:				
Accounts payable	\$ -	\$ 47,693	\$ -	\$ 47,693
Deposits held and due to others	76,542	-	-	76,542
Total liabilities	<u>\$ 76,542</u>	<u>\$ 47,693</u>	<u>\$ -</u>	<u>\$ 124,235</u>
Christmas Tree Lot Bond Fund				
Assets:				
Equity in pooled cash and investments . . .	\$ 300	\$ -	\$ -	\$ 300
Total assets.	<u>\$ 300</u>	<u>\$ -</u>	<u>\$ -</u>	<u>\$ 300</u>
Liabilities:				
Deposits held and due to others	\$ 300	\$ -	\$ -	\$ 300
Total liabilities	<u>\$ 300</u>	<u>\$ -</u>	<u>\$ -</u>	<u>\$ 300</u>
State Sales Tax Fund				
Assets:				
Equity in pooled cash and investments . . .	\$ -	\$ 5	\$ -	\$ 5
Total assets.	<u>\$ -</u>	<u>\$ 5</u>	<u>\$ -</u>	<u>\$ 5</u>
Liabilities:				
Accounts payable	\$ -	\$ 5	\$ -	\$ 5
Total liabilities	<u>\$ -</u>	<u>\$ 5</u>	<u>\$ -</u>	<u>\$ 5</u>
Total Agency Funds				
Assets:				
Equity in pooled cash and investments . . .	\$ 214,936	\$ 155,521	\$ 78,526	\$ 291,931
Total assets.	<u>\$ 214,936</u>	<u>\$ 155,521</u>	<u>\$ 78,526</u>	<u>\$ 291,931</u>
Liabilities:				
Accounts payable	\$ 12,317	\$ 55,672	\$ 12,317	\$ 55,672
Due to other governments	499	717	499	717
Deposits held and due to others	202,120	99,132	65,710	235,542
Total liabilities	<u>\$ 214,936</u>	<u>\$ 155,521</u>	<u>\$ 78,526</u>	<u>\$ 291,931</u>

STATISTICAL SECTION

THIS PAGE IS INTENTIONALLY LEFT BLANK

CITY OF WHITEHALL, OHIO
STATISTICAL SECTION

The Statistical Section presents detailed information as a context for understanding what the information in the preceding sections says about the City's overall financial health. It differs from the financial statements in that it usually covers more than one year and may present non-accounting data. For this reason, the Statistical Section is unaudited.

<u>Table of Contents</u>	<u>Page</u>
Schedules 1-4 reflect financial trends data to help the reader understand how the City's financial performance and well-being have changed over time.	160-169
Schedules 5-6 reflect revenue capacity and help the reader assess the City's most significant local revenue source, the income tax.	170-173
Schedules 7-11 reflect debt capacity and help the reader assess the affordability of the City's current levels of outstanding debt and the City's ability to issue additional debt in the future.	174-182
Schedules 12-13 offer demographic and economic information to help the reader understand the environment within which the City's financial activities take place and to provide information that facilitates comparisons of financial information over time and among governments.	183-184
Schedules 14-16 contain operating information to help the reader understand how the information in the City's financial report relates to the services the City provides and the activities it performs.	185-189

Sources: Unless otherwise noted, the information in these schedules is derived from the City's annual financial reports for the relevant year.

CITY OF WHITEHALL, OHIO

SCHEDULE 1
NET POSITION BY COMPONENT
LAST TEN YEARS
(ACCRUAL BASIS OF ACCOUNTING)

	<u>2017</u>	<u>2016</u>	<u>2015</u>	<u>2014 (c)</u>
Governmental Activities				
Net investment in capital assets	\$ 31,981,835	\$ 24,806,999	\$ 23,338,274	\$ 22,174,272
Restricted for:				
Capital projects	3,962	33,787	183,770	1,962,882
Debt service	16,146	67,936	-	-
Street maintenance and repair	3,211,364	3,101,279	3,972,679	3,237,666
Economic development	113,517	90,825	111,752	166,321
Fire department equipment	-	-	-	-
Community development	145,682	169,658	167,225	256,022
Human services programs	2,097,702	2,390,114	927,589	715,768
Unrestricted (deficit)	<u>(8,731,675)</u>	<u>(6,199,267)</u>	<u>(5,792,544)</u>	<u>(10,244,646)</u>
Total governmental activities net position	<u>\$ 28,838,533</u>	<u>\$ 24,461,331</u>	<u>\$ 22,908,745</u>	<u>\$ 18,268,285</u>

Note:

(a) The Restricted and Unrestricted Net Position at December 31, 2010 have been restated to conform to 2011's presentation.

(b) The Net Position at December 31, 2011 has been restated to conform to 2012's presentation.

(c) The Net Position at December 31, 2014 has been restated for GASB Statement No. 68/71.

Source: City financial reports

2013	2012	2011 (b)	2010 (a)	2009	2008
\$ 22,575,058	\$ 22,768,813	\$ 22,444,654	\$ 21,422,059	\$ 19,364,514	\$ 18,141,493
333,666	98,510	98,510	1,923,675	1,166,470	1,134,827
23	-	-	-	-	-
2,622,540	1,954,948	1,716,659	460,585	565,634	653,655
144,691	149,868	304,055	375,466	434,629	447,029
-	-	-	505,265	364,140	383,252
458,701	555,713	590,135	590,135	593,533	863,400
837,747	751,986	1,070,003	2,969,588	2,561,639	2,688,581
12,202,291	10,827,322	9,277,095	3,300,372	3,922,381	4,393,847
<u>\$ 39,174,717</u>	<u>\$ 37,107,160</u>	<u>\$ 35,501,111</u>	<u>\$ 31,547,145</u>	<u>\$ 28,972,940</u>	<u>\$ 28,706,084</u>

CITY OF WHITEHALL, OHIO

SCHEDULE 2
 CHANGES IN NET POSITION
 LAST TEN YEARS
 (ACCRUAL BASIS OF ACCOUNTING)

	<u>2017</u>	<u>2016</u>	<u>2015</u>	<u>2014</u>
Program Revenues:				
Governmental activities				
Charges for services:				
General government	\$ 828,660	\$ 812,691	\$ 738,549	\$ 767,069
Security of persons and property	751,248	874,158	802,154	682,389
Transportation	144,081	52,433	57,714	214,696
Leisure time activities	127,625	135,155	224,339	205,462
Operating grants and contributions	1,049,348	2,610,807	1,183,441	924,530
Capital grants and contributions	6,987,153	828,255	2,030,432	127,159
Total governmental activities program revenues	<u>9,888,115</u>	<u>5,313,499</u>	<u>5,036,629</u>	<u>2,921,305</u>
Expenses:				
Governmental Activities				
General government	10,697,855	9,298,376	8,180,568	8,631,355
Security of persons and property	16,027,337	15,289,561	13,745,077	13,103,312
Public health and welfare	160,380	149,231	137,228	126,308
Transportation	3,310,323	3,106,746	3,162,652	2,930,747
Community environment	32,815	31,752	18,610	23,497
Leisure time activity	971,036	786,491	891,685	845,744
Economic development	333,154	747,485	475,907	100,062
Utility services	1,646,973	1,347,178	1,211,198	1,070,076
Interest and fiscal charges	272,869	269,024	131,542	50,591
Bond issuance costs	-	-	-	21,200
Total governmental activities expenses	<u>\$ 33,452,742</u>	<u>\$ 31,025,844</u>	<u>\$ 27,954,467</u>	<u>\$ 26,902,892</u>
Net (Expense) Revenue				
Total primary government net expense	<u>\$ (23,564,627)</u>	<u>\$ (25,712,345)</u>	<u>\$ (22,917,838)</u>	<u>\$ (23,981,587)</u>

<u>2013</u>	<u>2012</u>	<u>2011</u>	<u>2010</u>	<u>2009</u>	<u>2008</u>
\$ 797,113	\$ 897,425	\$ 1,132,367	\$ 957,289	\$ 628,584	\$ 578,043
754,564	604,737	754,043	603,939	539,078	517,476
159,459	146,237	144,067	181,336	225,663	63,256
151,726	172,167	186,499	100,445	130,564	88,887
1,004,680	840,603	1,169,979	2,033,366	1,355,463	1,485,704
689,752	873,919	1,800,747	1,554,170	929,554	-
<u>3,557,294</u>	<u>3,535,088</u>	<u>5,187,702</u>	<u>5,430,545</u>	<u>3,808,906</u>	<u>2,733,366</u>
7,908,848	8,584,595	6,499,347	6,853,110	6,361,664	5,234,821
12,641,273	13,085,319	12,965,963	11,362,217	11,676,927	10,554,951
135,766	110,644	124,388	119,592	284,552	123,546
3,038,646	2,876,440	2,701,909	2,623,097	2,478,019	2,360,155
19,925	29,538	26,063	219,806	1,251,252	61,374
894,039	908,997	803,154	733,584	762,010	662,338
150,314	253,708	-	-	-	-
1,277,327	1,236,778	1,541,342	676,465	614,424	849,300
49,887	59,595	74,273	92,156	108,112	125,940
-	-	-	-	-	-
<u>\$ 26,116,025</u>	<u>\$ 27,145,614</u>	<u>\$ 24,736,439</u>	<u>\$ 22,680,027</u>	<u>\$ 23,536,960</u>	<u>\$ 19,972,425</u>
<u>\$ (22,558,731)</u>	<u>\$ (23,610,526)</u>	<u>\$ (19,548,737)</u>	<u>\$ (17,249,482)</u>	<u>\$ (19,728,054)</u>	<u>\$ (17,239,059)</u>

CITY OF WHITEHALL, OHIO

SCHEDULE 2
 CHANGES IN NET POSITION (CONTINUED)
 LAST TEN YEARS
 (ACCRUAL BASIS OF ACCOUNTING)

	<u>2017</u>	<u>2016</u>	<u>2015</u>	<u>2014</u>
General Revenues and Other Changes in Net Position				
Governmental activities				
Income taxes levied for:				
General purposes	24,785,718	24,838,215	24,162,958	22,206,805
Property taxes levied for:				
General purposes	284,189	301,288	291,670	282,674
Lodging taxes levied for:				
Special purposes	72,306	67,934	79,850	121,692
Grants and entitlements not restricted to specific programs	887,039	745,623	936,001	958,711
Investment earnings	116,696	57,224	63,266	81,714
Payment in lieu of taxes	740,917	661,502	941,352	646,052
Miscellaneous	1,054,964	593,145	1,083,201	773,918
Special item: gain (loss) on sale of asset	-	-	-	(900,000)
Total governmental activities	<u>27,941,829</u>	<u>27,264,931</u>	<u>27,558,298</u>	<u>24,171,566</u>
Change in Net Position				
Total primary government	<u>\$ 4,377,202</u>	<u>\$ 1,552,586</u>	<u>\$ 4,640,460</u>	<u>\$ 189,979</u>

Source: City financial reports

<u>2013</u>	<u>2012</u>	<u>2011</u>	<u>2010</u>	<u>2009</u>	<u>2008</u>
21,803,680	21,951,825	20,570,658	16,783,672	16,004,379	14,173,287
276,029	348,432	393,669	456,971	423,734	481,330
138,137	99,521	92,749	83,694	92,834	102,080
1,119,982	1,212,711	1,604,801	1,621,629	1,456,263	1,695,625
17,175	38,504	72,370	79,005	139,826	280,603
499,369	525,600	408,308	449,492	1,125,044	413,221
771,916	670,827	360,148	349,224	752,830	499,874
-	-	-	-	-	-
<u>24,626,288</u>	<u>24,847,420</u>	<u>23,502,703</u>	<u>19,823,687</u>	<u>19,994,910</u>	<u>17,646,020</u>
<u>\$ 2,067,557</u>	<u>\$ 1,236,894</u>	<u>\$ 3,953,966</u>	<u>\$ 2,574,205</u>	<u>\$ 266,856</u>	<u>\$ 406,961</u>

CITY OF WHITEHALL, OHIO

SCHEDULE 3
 FUND BALANCES, GOVERNMENTAL FUNDS
 LAST TEN YEARS
 (MODIFIED ACCRUAL BASIS OF ACCOUNTING)

	<u>2017</u>	<u>2016</u>	<u>2015</u>	<u>2014</u>
General Fund				
Nonspendable	\$ 5,103,277	\$ 5,130,994	\$ 481,241	\$ 475,130
Committed	876,942	876,942	852,636	605,762
Assigned	1,273,529	1,156,263	918,022	1,154,196
Unassigned	8,122,981	7,804,066	8,722,410	6,165,356
Reserved	-	-	-	-
Unreserved	-	-	-	-
Total general fund	<u>15,376,729</u>	<u>14,968,265</u>	<u>10,974,309</u>	<u>8,400,444</u>
All Other Governmental Funds				
Nonspendable	225,156	184,033	198,650	161,880
Restricted	6,437,654	8,216,487	7,580,501	5,490,113
Committed	4,872,581	4,811,255	4,602,721	4,763,967
Assigned	40,945	102,781	-	-
Unassigned (deficit)	-	(15,145)	(54,891)	(97,001)
Reserved	-	-	-	-
Unreserved (deficit), reported in:				
Special revenue funds	-	-	-	-
Capital projects funds	-	-	-	-
Total all other governmental funds	<u>11,576,336</u>	<u>13,299,411</u>	<u>12,326,981</u>	<u>10,318,959</u>
Total governmental funds	<u>\$ 26,953,065</u>	<u>\$ 28,267,676</u>	<u>\$ 23,301,290</u>	<u>\$ 18,719,403</u>

Note:

(a) The City implemented GASB 54 in 2011. The prior years (2008-2010) have been restated to reflect the change.

Source: City financial reports

<u>2013</u>	<u>2012</u>	<u>2011 (a)</u>	<u>2010</u>	<u>2009</u>	<u>2008</u>
\$ 1,390,280	\$ 141,617	\$ 135,591	\$ -	\$ -	\$ -
511,974	693,269	1,095,606	-	-	-
486,159	613,335	320,258	-	-	-
6,580,039	4,897,501	4,714,233	-	-	-
-	-	-	465,734	587,514	1,331,098
-	-	-	3,941,906	4,440,209	3,833,818
<u>8,968,452</u>	<u>6,345,722</u>	<u>6,265,688</u>	<u>4,407,640</u>	<u>5,027,723</u>	<u>5,164,916</u>
94,675	81,524	119,270	-	-	-
3,897,852	3,253,917	3,473,501	-	-	-
4,180,304	4,155,549	3,570,804	-	-	-
2,840	2,840	2,220	-	-	-
(8,741)	(4,486)	-	-	-	-
-	-	-	577,838	709,185	508,077
-	-	-	2,605,770	2,293,035	2,034,887
-	-	-	2,547,561	1,418,907	2,095,615
<u>8,166,930</u>	<u>7,489,344</u>	<u>7,165,795</u>	<u>5,731,169</u>	<u>4,421,127</u>	<u>4,638,579</u>
<u>\$ 17,135,382</u>	<u>\$ 13,835,066</u>	<u>\$ 13,431,483</u>	<u>\$ 10,138,809</u>	<u>\$ 9,448,850</u>	<u>\$ 9,803,495</u>

CITY OF WHITEHALL, OHIO

SCHEDULE 4
 CHANGES IN FUND BALANCES, GOVERNMENTAL FUNDS
 LAST TEN YEARS
 (MODIFIED ACCRUAL BASIS OF ACCOUNTING)

	<u>2017</u>	<u>2016</u>	<u>2015</u>	<u>2014</u>
Revenues				
Municipal income taxes	\$ 25,252,129	\$ 24,089,057	\$ 24,100,371	\$ 22,224,376
Property and other local taxes	380,083	361,362	369,557	419,069
Payments in lieu of taxes	740,917	661,502	941,352	646,052
Charges for services	834,455	800,639	767,084	704,816
Licenses and permits	483,909	496,586	468,437	433,817
Fines and forfeitures	336,016	297,134	278,390	347,989
Intergovernmental	9,009,568	4,171,589	4,066,509	1,916,527
Special assessments	144,081	52,433	57,714	202,060
Investment income	116,344	60,786	67,641	78,036
Rental income	127,625	135,155	224,339	205,462
Contributions and donations	25,500	2,554	2,469	3,144
Other	1,108,823	649,311	1,083,362	795,341
Total revenues	<u>38,559,450</u>	<u>31,778,108</u>	<u>32,427,225</u>	<u>27,976,689</u>
Expenditures				
Current:				
General government	9,163,172	9,000,788	7,819,065	8,452,194
Security of persons and property	13,689,470	13,231,895	12,392,392	12,397,888
Public health and welfare	153,439	145,736	129,525	120,624
Transportation	1,665,011	1,695,877	1,802,831	1,649,399
Community environment	31,298	31,262	17,134	22,677
Leisure time activities	791,112	684,967	722,640	726,097
Economic development	333,154	747,485	475,907	100,062
Utility services	1,646,973	1,347,178	1,211,198	1,070,076
Capital outlay	11,658,286	5,862,653	5,430,160	2,250,766
Debt service				
Principal retirement	864,438	537,100	442,287	341,956
Interest and fiscal charges	278,345	158,640	96,092	42,943
Bond issuance costs	-	75,000	31,500	21,200
Total expenditures	<u>40,274,698</u>	<u>33,518,581</u>	<u>30,570,731</u>	<u>27,195,882</u>
Excess/(deficiency) of revenues over/(under) expenditures	<u>(1,715,248)</u>	<u>(1,740,473)</u>	<u>1,856,494</u>	<u>780,807</u>
Other Financing Sources (Uses)				
Bond issuance	-	4,100,000	2,500,000	1,475,000
Lease proceeds	-	1,631,772	-	-
Capital lease transaction	-	14,285	76,214	35,854
Transfers in	3,646,198	5,493,462	2,375,176	2,594,189
Transfers out	(3,646,198)	(5,493,462)	(2,375,176)	(2,594,189)
Loan issuance	370,396	860,448	137,715	-
Insurance proceeds	-	-	-	-
Sale of capital assets	30,241	100,354	11,464	192,360
Total other financing sources (uses)	<u>400,637</u>	<u>6,706,859</u>	<u>2,725,393</u>	<u>1,703,214</u>
Special item:				
Loss on sale of asset	-	-	-	(900,000)
Net change in fund balances	<u>\$ (1,314,611)</u>	<u>\$ 4,966,386</u>	<u>\$ 4,581,887</u>	<u>\$ 1,584,021</u>
Capital expenditures	\$ 10,477,620	\$ 5,245,186	\$ 3,937,790	\$ 1,306,817
Debt service as a percentage of noncapital expenditures	3.84%	2.46%	2.02%	1.49%

Source: City financial reports

	<u>2013</u>	<u>2012</u>	<u>2011</u>	<u>2010</u>	<u>2009</u>	<u>2008</u>
\$	21,641,273	\$ 21,297,923	\$ 21,034,376	\$ 16,814,950	\$ 16,065,683	\$ 14,620,565
	439,937	436,292	502,032	518,670	531,046	575,758
	499,369	525,600	408,308	449,492	1,538,265	-
	667,743	715,322	696,089	646,531	590,530	594,426
	550,187	629,475	816,219	553,132	558,019	375,416
	246,508	268,357	311,240	332,540	306,722	349,375
	2,779,169	2,877,452	4,688,673	5,168,579	3,823,519	3,179,621
	159,459	146,237	144,067	181,321	105,781	10,800
	13,550	43,854	73,400	83,542	141,180	282,750
	151,726	172,167	186,499	172,458	199,397	241,925
	1,000	8,225	2,000	4,200	24,215	-
	787,279	677,827	360,148	349,224	439,241	146,745
	<u>27,937,200</u>	<u>27,798,731</u>	<u>29,223,051</u>	<u>25,274,639</u>	<u>24,323,598</u>	<u>20,377,381</u>
	7,467,281	8,156,068	6,089,038	6,815,158	6,139,656	5,186,618
	11,568,781	12,105,729	11,916,106	10,912,110	10,775,066	10,190,037
	130,646	105,603	116,854	119,592	273,908	124,476
	1,757,154	1,630,671	1,550,021	1,599,488	1,486,951	1,474,466
	18,286	27,635	19,230	219,222	1,249,039	61,247
	756,252	724,127	670,318	664,087	654,297	594,411
	150,314	253,708	-	-	-	-
	1,277,327	1,236,778	1,541,342	676,465	614,424	849,300
	2,307,568	3,030,160	3,802,375	3,242,318	3,010,034	1,530,477
	357,690	240,955	223,553	398,635	375,528	365,981
	45,585	55,260	64,692	83,427	99,340	117,010
	-	-	-	-	-	-
	<u>25,836,884</u>	<u>27,566,694</u>	<u>25,993,529</u>	<u>24,730,502</u>	<u>24,678,243</u>	<u>20,494,023</u>
	<u>2,100,316</u>	<u>232,037</u>	<u>3,229,522</u>	<u>544,137</u>	<u>(354,645)</u>	<u>(116,642)</u>
	-	-	-	-	-	-
	-	-	-	-	-	-
	-	3,717	-	41,328	-	-
	2,242,307	2,831,434	3,153,317	2,438,158	1,358,454	1,109,777
	(2,242,307)	(2,831,434)	(3,153,317)	(2,438,158)	(1,358,454)	(1,109,777)
	-	167,829	63,152	104,494	-	-
	-	-	-	-	-	12,105
	-	-	-	-	-	-
	-	<u>171,546</u>	<u>63,152</u>	<u>145,822</u>	<u>-</u>	<u>12,105</u>
	-	-	-	-	-	-
\$	<u>2,100,316</u>	<u>\$ 403,583</u>	<u>\$ 3,292,674</u>	<u>\$ 689,959</u>	<u>\$ (354,645)</u>	<u>\$ (104,537)</u>
\$	1,204,593	\$ 1,956,846	\$ 2,505,646	\$ 3,407,913	\$ 2,468,030	\$ 1,661,780
	1.64%	1.16%	1.23%	2.26%	2.14%	2.56%

CITY OF WHITEHALL, OHIO

SCHEDULE 5
 INCOME TAX REVENUES BY SOURCE
 LAST TEN YEARS
 (CASH-BASIS)

	<u>2017</u>	<u>2016</u>	<u>2015</u>	<u>2014</u>
Income Tax Rate	2.50%	2.50%	2.50%	2.50%
Income Tax Receipts				
Employee Withholding	\$ 23,067,226	\$ 22,415,546	\$ 20,388,040	\$ 20,450,206
% of total	91.3%	90.6%	90.5%	91.2%
Corporate	1,349,982	1,393,752	1,364,244	1,172,518
% of total	5.3%	5.6%	6.1%	5.2%
Individuals	846,377	933,986	787,089	806,792
% of total	3.4%	3.8%	3.5%	3.6%
Total income tax receipts	<u>\$ 25,263,585</u>	<u>\$ 24,743,284</u>	<u>\$ 22,539,373</u>	<u>\$ 22,429,516</u>

Source: City of Whitehall Income Tax Division

<u>2013</u>	<u>2012</u>	<u>2011</u>	<u>2010</u>	<u>2009</u>	<u>2008</u>
2.50%	2.50%	2.50%	2.00%	2.00%	2.00%
\$ 19,484,769 90.2%	\$ 19,410,183 91.7%	\$ 19,227,787 92.7%	\$ 15,457,635 91.9%	\$ 14,545,654 90.6%	\$ 13,317,772 90.8%
1,298,941 6.0%	984,176 4.6%	840,570 4.1%	751,736 4.5%	857,780 5.3%	767,740 5.2%
825,597 3.8%	777,014 3.7%	662,485 3.2%	603,677 3.6%	648,463 4.0%	581,297 4.0%
<u>\$ 21,609,307</u>	<u>\$ 21,171,373</u>	<u>\$ 20,730,842</u>	<u>\$ 16,813,048</u>	<u>\$ 16,051,897</u>	<u>\$ 14,666,809</u>

CITY OF WHITEHALL, OHIO

SCHEDULE 6
 INCOME TAX RATES AND ALLOCATION BY FUND
 LAST TEN YEARS
 (CASH BASIS)

	<u>2017</u>	<u>2016</u>	<u>2015</u>	<u>2014</u>
Tax Rate Components:				
General operations	2.500%	2.500%	2.500%	2.500%
Allocation of Receipts:				
General Fund	\$ 25,263,585	\$ 24,743,284	\$ 22,539,373	\$ 22,429,516
% of total	100.0%	100.0%	100.0%	100.0%
Total income tax allocated	<u>\$ 25,263,585</u>	<u>\$ 24,743,284</u>	<u>\$ 22,539,373</u>	<u>\$ 22,429,516</u>

Note: Section 181.01 of the Codified Ordinances of the City of Whitehall sets the current income tax rate as follows:

Two and One-half percent (2.5%) for the purposes of general municipal operation, maintenance, new equipment and capital improvements of City of Whitehall and other items as set forth in this Chapter.
 This portion is allocated to the General Fund.

Source: City of Whitehall Income Tax Division

<u>2013</u>	<u>2012</u>	<u>2011</u>	<u>2010</u>	<u>2009</u>	<u>2008</u>
2.500%	2.500%	2.500%	2.000%	2.000%	2.000%
\$ 21,609,307 100.0%	\$ 21,171,373 100.0%	\$ 20,730,842 100.0%	\$ 16,813,048 100.0%	\$ 16,051,897 100.0%	\$ 14,666,809 100.0%
<u>\$ 21,609,307</u>	<u>\$ 21,171,373</u>	<u>\$ 20,730,842</u>	<u>\$ 16,813,048</u>	<u>\$ 16,051,897</u>	<u>\$ 14,666,809</u>

CITY OF WHITEHALL, OHIO

SCHEDULE 7
RATIOS OF OUTSTANDING DEBT BY TYPE
LAST TEN YEARS

	<u>2017</u>	<u>2016</u>	<u>2015</u>	<u>2014</u>
Governmental Activities				
General obligation bonds payable	\$ 3,540,000	\$ 3,915,000	\$ 4,305,000	\$ 2,115,000
Revenue bonds payable	3,865,000	4,100,000	-	-
Real estate purchase contract	300,000	400,000	500,000	600,000
Lease agreement payable	1,576,947	1,631,772	-	-
Loan payable	492,944	550,000	-	-
OPWC loans payable	1,055,848	703,028	416,900	292,675
Lease purchase obligation	-	-	-	-
Capital lease obligation	61,332	86,313	94,808	37,391
Total primary government	<u>\$ 10,892,071</u>	<u>\$ 11,386,113</u>	<u>\$ 5,316,708</u>	<u>\$ 3,045,066</u>
Debt per capita				
City Population ¹	18,596	19,657	18,558	18,503
Outstanding debt per capita	\$ 586	\$ 579	\$ 286	\$ 165
Debt as percentage of personal income				
Personal income	\$ 359,683,832	\$ 574,849,308	\$ 534,600,306	\$ 337,846,277
Percentage of personal income	3.03%	1.98%	0.99%	0.90%

Sources:

¹U.S. Census Bureau

²U.S. Department of Commerce, Bureau of Economic Analysis

<u>2013</u>	<u>Restated 2012</u>	<u>2011</u>	<u>2010</u>	<u>2009</u>	<u>2008</u>
\$ 855,000	\$ 1,060,000	\$ 1,255,000	\$ 1,440,000	\$ 1,805,000	\$ 2,155,000
-	-	-	-	-	-
700,000	800,000	-	-	-	-
-	-	-	-	-	-
-	-	-	-	-	-
306,165	319,655	161,376	102,404	-	-
-	29,842	58,196	85,135	110,731	135,050
15,003	24,361	28,695	36,129	750	1,959
<u>\$ 1,876,168</u>	<u>\$ 2,233,858</u>	<u>\$ 1,503,267</u>	<u>\$ 1,663,668</u>	<u>\$ 1,916,481</u>	<u>\$ 2,292,009</u>
18,078	18,066	18,101	18,062	18,125	18,148
\$ 104	\$ 124	\$ 83	\$ 92	\$ 106	\$ 126
\$ 330,086,202	\$ 334,076,472	\$ 344,733,545	\$ 344,099,162	\$ 347,673,750	\$ 335,592,816
0.57%	0.67%	0.44%	0.48%	0.55%	0.68%

CITY OF WHITEHALL, OHIO

SCHEDULE 8
RATIOS OF GENERAL BONDED DEBT OUTSTANDING
LAST TEN YEARS

	<u>2017</u>	<u>2016</u>	<u>2015</u>	<u>2014</u>
Population¹	18,596	19,657	18,558	18,503
Assessed Value²	\$ 246,405,150	\$ 219,710,790	\$ 217,956,450	\$ 230,622,320
General Bonded Debt				
General Obligation Bonds	\$ 3,540,000	\$ 3,915,000	\$ 4,305,000	\$ 2,115,000
Ratio of Net Bonded Debt to Assessed Value	1.44%	1.78%	1.98%	0.92%
Net Bonded Debt per Capita	\$ 190	\$ 199	\$ 232	\$ 114

Sources:

¹U.S. Census Bureau

²Franklin County Auditor

2013	2012	2011	2010	2009	2008
18,078	18,066	18,101	18,062	18,125	18,148
\$ 234,357,240	\$ 237,654,840	\$ 272,614,510	\$ 262,844,910	\$ 272,697,060	\$ 278,059,660
\$ 855,000	\$ 1,060,000	\$ 1,255,000	\$ 1,440,000	\$ 1,805,000	\$ 2,155,000
0.36%	0.45%	0.46%	0.55%	0.66%	0.78%
\$ 47	\$ 59	\$ 69	\$ 80	\$ 100	\$ 119

THIS PAGE IS INTENTIONALLY LEFT BLANK

CITY OF WHITEHALL, OHIO

SCHEDULE 9
 DIRECT AND OVERLAPPING GOVERNMENTAL ACTIVITIES DEBT
 AS OF DECEMBER 31, 2017

<u>Jurisdiction</u>	<u>Governmental Activities Debt Outstanding</u>	<u>Percentage Applicable to City</u>	<u>Amount Applicable to City</u>
Direct			
City of Whitehall	\$ 10,892,071	100.00%	\$ 10,892,071
Total direct debt	<u>10,892,071</u>		<u>10,892,071</u>
Overlapping debt:			
Franklin County	221,125,000	0.81%	1,791,113
Whitehall City School District	25,318,544	100.00%	25,318,544
Eastland-Fairfield Career & Tech JT Voc School District	1,400,000	2.83%	39,620
Solid Waste Authority of Central Ohio Miscellaneous	49,545,000	0.77%	381,497
Total overlapping debt	<u>297,388,544</u>		<u>27,530,773</u>
Total direct and overlapping debt	<u>\$ 308,280,615</u>		<u>\$ 38,422,844</u>

Source: Ohio Municipal Advisory Council. Excludes special assessment and self-supporting debt.

Note: The percentage of overlapping debt applicable is estimated using taxable assessed property values. Applicable percentages were estimated by determining the portion of the City's taxable assessed value that is within the subdivision's boundaries and dividing it by the City's total taxable assessed value.

CITY OF WHITEHALL, OHIO

SCHEDULE 10
LEGAL DEBT MARGIN
LAST TEN YEARS

	<u>2017</u>	<u>2016</u>	<u>2015</u>	<u>2014</u>
Total Assessed Property Value	\$ 246,405,150	\$ 219,710,790	\$ 217,956,450	\$ 230,622,320
Overall Legal Debt Limit (10 1/2 % of assessed valuation)	<u>25,872,541</u>	<u>23,069,633</u>	<u>22,885,427</u>	<u>24,215,344</u>
Debt outstanding:				
General obligation bonds payable	3,540,000	3,915,000	4,305,000	2,115,000
Real estate purchase contract	300,000	400,000	500,000	600,000
OPWC loans payable	1,055,848	703,028	416,900	292,675
Lease purchase obligation	-	-	-	-
Capital lease obligation	61,332	86,313	94,808	37,391
Total gross indebtedness	<u>4,957,180</u>	<u>5,104,341</u>	<u>5,316,708</u>	<u>3,045,066</u>
Less ¹ :				
Real estate purchase contract	300,000	400,000	500,000	600,000
OPWC loans payable	1,055,848	703,028	416,900	292,675
Lease purchase obligation	-	-	-	-
Capital lease obligation	61,332	86,313	94,808	37,391
Total net debt applicable to debt limit	<u>3,540,000</u>	<u>3,915,000</u>	<u>4,305,000</u>	<u>2,115,000</u>
Debt service available balance	<u>40,945</u>	<u>-</u>	<u>-</u>	<u>-</u>
Legal debt margin within 10 1/2 % limitation	<u>\$ 22,373,486</u>	<u>\$ 19,154,633</u>	<u>\$ 18,580,427</u>	<u>\$ 22,100,344</u>
Legal debt margin as a percentage of the debt limit	86.48%	83.03%	81.19%	91.27%
Unvoted Debt Limitation (5 1/2 % of assessed valuation)	<u>13,552,283</u>	<u>12,084,093</u>	<u>11,987,605</u>	<u>12,684,228</u>
Unvoted legal debt margin within 5 1/2 % limitation	<u>\$ 13,552,283</u>	<u>\$ 12,084,093</u>	<u>\$ 11,987,605</u>	<u>\$ 12,684,228</u>
Total net debt applicable to limit as a percentage of debt limit	13.68%	16.97%	18.81%	8.73%

¹Self-supporting debt is not considered in the calculation of Legal Debt Margin.

²The assessed values for tangible personal property were excluded in the calculation of Legal Debt Margin for years 2008-2009.

2013	Restated 2012	2011	2010	2009	2008
\$ 234,357,240	\$ 237,654,840	\$ 272,614,510	\$ 262,844,910	\$ 272,697,060	\$ 278,059,660
24,607,510	24,953,758	28,624,524	27,598,716	28,633,191	29,196,264
855,000	1,060,000	1,255,000	1,440,000	1,805,000	2,155,000
700,000	800,000	-	-	-	-
306,165	319,655	161,376	102,404	-	-
-	29,842	58,196	85,135	110,731	135,050
15,003	24,361	28,695	36,129	750	1,959
1,876,168	2,233,858	1,503,267	1,663,668	1,916,481	2,292,009
700,000	800,000	-	-	-	-
306,165	319,655	161,376	102,404	-	-
-	29,842	58,196	85,135	110,731	135,050
15,003	24,361	28,695	36,129	750	1,959
855,000	1,060,000	1,255,000	1,440,000	1,805,000	2,155,000
2,840	2,840	-	-	-	-
\$ 23,755,350	\$ 23,896,598	\$ 27,369,524	\$ 26,158,716	\$ 26,828,191	\$ 27,041,264
96.54%	95.76%	95.62%	94.78%	93.70%	92.62%
12,889,648	13,071,016	14,993,798	14,456,470	14,998,338	15,293,281
\$ 12,889,648	\$ 13,071,016	\$ 14,993,798	\$ 14,456,470	\$ 14,998,338	\$ 15,293,281
3.47%	4.25%	4.38%	5.22%	6.30%	7.38%

CITY OF WHITEHALL, OHIO

SCHEDULE 11
 PLEDGED REVENUE COVERAGE - NON-TAX REVENUE BONDS
 CURRENT YEAR AND ONE YEAR AGO

Fiscal Year	Non-Tax Revenue	Debt Service (1)			Coverage
		Principal	Interest	Total	
2017	\$ 2,431,787	\$ 235,000	\$ 87,615	\$ 322,615	7.54
2016	1,919,861	-	32,823	32,823	58.49

Note: For each type of non-general obligation debt backed by pledged revenues, the City should present gross revenues (and, if applicable, specific expenses, to produce net available revenues) principal and interest requirements, and a coverage ratio.

(1) Debt Service payments started in 2016. Additional years will be included as more payments are made.

Source: City of Whitehall financial records

CITY OF WHITEHALL, OHIO

SCHEDULE 12
DEMOGRAPHIC AND ECONOMIC STATISTICS
LAST TEN YEARS

Year	Population ¹	Total Personal Income ²	Per Capita Personal Income ^{2,5}	Public School Enrollment ³	Unemployment Rates ⁴		
					Franklin County	State of Ohio	United States
2017	18,596	\$ 359,683,832	\$ 19,342	3,426	3.7%	4.9%	4.1%
2016	19,657	574,849,308	29,244	3,492	3.7%	5.0%	4.7%
2015	18,558	534,600,306	28,807	3,361	3.8%	4.6%	5.0%
2014	18,503	337,846,277	18,259	3,288	3.8%	4.8%	5.6%
2013	18,078	330,086,202	18,259	3,158	6.2%	7.4%	7.3%
2012	18,066	334,076,472	18,492	2,953	6.3%	8.1%	7.4%
2011	18,101	344,733,545	19,045	2,953	7.5%	8.9%	8.7%
2010	18,062	344,099,162	19,051	2,983	8.6%	9.6%	10.0%
2009	18,125	347,673,750	19,182	2,941	8.3%	9.3%	10.2%
2008	18,148	335,592,816	18,492	2,950	5.5%	5.8%	6.6%

Sources:

¹U.S. Census Bureau & MORPC

²U.S. Department of Commerce, American Community Survey 5-Year Estimates

³Ohio Department of Education

⁴U.S. Department of Labor, Bureau of Labor Statistics (Annual Average)

⁵This information is unavailable at the time for 2017 the 2016 figure will be used as an estimate

CITY OF WHITEHALL, OHIO

SCHEDULE 13
PRINCIPAL EMPLOYERS
CURRENT YEAR AND NINE YEARS AGO

<u>Employer</u>	<u>Tax Year 2017</u>			<u>Tax Year 2008</u>		
	<u>Employees¹</u>	<u>Rank</u>	<u>Percentage of Total City Employment</u>	<u>Employees¹</u>	<u>Rank</u>	<u>Percentage of Total City Employment</u>
DFAS/DLA/DSCC	7,533	1	23.45%	6,000	1	23.83%
ADS Alliance Data	1,488	2	4.63%	1,300	2	5.16%
PNC Investments	1,102	3	3.43%	914	3	3.63%
Fedex Ground	849	4	2.64%			
Wal-Mart	628	5	1.95%	744	4	2.95%
Franklin County Children's Service	655	6	2.04%			
The Kroger Company	574	7	1.79%	411	6	1.63%
Whitehall City Schools	520	8	1.62%	527	5	2.09%
Byers (Realty & Geo)	382	9	1.19%	349	8	1.39%
Whitehall Manor	375	10	1.17%			
Safe Auto (Service & Group)				386	7	1.53%
Target				248	9	0.98%
City of Whitehall				216	10	0.86%
	<u>14,106</u>		<u>43.91%</u>	<u>11,095</u>		<u>44.05%</u>
Total Employment within the City	32,130			25,178		

Notes:

¹Employee figures are based on the number of W-2 forms filed with the City Income Tax Division and do not necessarily represent full-time equivalent positions. Furthermore, rank is based on this number, and does not necessarily correspond to a ranking by gross wages or amount of employee tax withheld.

Source: City of Whitehall Income Tax Division

CITY OF WHITEHALL, OHIO

SCHEDULE 14
 FULL-TIME EQUIVALENT POSITIONS BY FUNCTION/DIVISION
 LAST TEN YEARS

Function/Division	2017	2016	2015	2014	2013	2012	2011	2010	2009	2008
General Government*										
Council	5.0	5.5	5.0	5.0	5.0	5.0	5.0	5.0	5.0	5.0
Mayor	2.0	2.0	2.0	2.0	3.0	3.0	3.0	3.0	3.0	3.0
Municipal Court	2.0	2.0	2.0	2.0	2.0	2.0	2.0	2.0	2.0	2.0
Human Resources	2.5	2.5	2.5	2.5	2.0	2.0	2.0	2.0	2.0	2.0
Information Technology	3.0	2.0	2.5	2.5	2.0	2.0	1.5	1.5	1.0	1.0
Finance/Payroll	4.5	4.5	4.0	4.0	4.5	4.5	4.5	4.5	4.5	4.5
Law	4.5	4.5	4.5	4.5	4.5	4.5	4.5	4.5	4.5	4.5
Civil Service	1.5	1.5	1.5	1.5	1.5	1.5	1.5	1.5	1.5	1.5
Income Tax	4.5	4.5	4.5	4.5	4.5	4.5	4.5	4.5	4.5	4.5
Buildings and Land	8.0	8.0	8.5	8.5	8.5	8.5	8.5	7.5	7.5	7.5
	<u>37.5</u>	<u>37.0</u>	<u>37.0</u>	<u>37.0</u>	<u>37.5</u>	<u>37.5</u>	<u>37.0</u>	<u>36.0</u>	<u>35.5</u>	<u>35.5</u>
Security of Persons and Property*										
Police	67.0	64.5	60.0	60.0	60.0	59.5	60.5	60.5	60.5	60.5
Fire	39.0	39.0	38.0	38.0	38.0	38.0	38.0	38.0	38.0	38.0
	<u>106.0</u>	<u>103.5</u>	<u>98.0</u>	<u>98.0</u>	<u>98.0</u>	<u>97.5</u>	<u>98.5</u>	<u>98.5</u>	<u>98.5</u>	<u>98.5</u>
Leisure Time Activities*										
Parks & Recreation	14.5	10.0	14.5	14.5	14.0	14.0	14.0	15.0	14.0	14.0
Community Development*										
Director/Building Inspections	2.5	2.5	2.0	2.0	2.0	2.5	2.5	2.5	2.5	1.5
Transportation*										
Streets	17.5	14.0	14.0	14.0	15.5	16.0	16.5	15.5	16.0	16.0
Total	<u>178.0</u>	<u>167.0</u>	<u>165.5</u>	<u>165.5</u>	<u>167.0</u>	<u>167.5</u>	<u>168.5</u>	<u>167.5</u>	<u>166.5</u>	<u>165.5</u>

Note: Numbers shown reflect total actual number of full-time, part-time, and seasonal employees.

*Part-time and seasonal salaried positions counted as 0.5 each.

Source: City of Whitehall Finance Department

CITY OF WHITEHALL, OHIO

SCHEDULE 15
OPERATING INDICATORS BY FUNCTION/PROGRAM
LAST TEN YEARS

Function/Program	2017	2016	2015	2014
General Government				
General Fund begin balance (cash)	\$7,236,429	\$7,296,353	\$7,334,014	\$6,860,985
General Fund receipts (cash)	29,200,083	35,261,820	26,256,069	25,982,728
General Fund expenditures (cash)	29,056,353	35,321,744	26,293,730	25,509,699
General Fund end balance (cash)	<u>\$7,380,159</u>	<u>\$7,236,429</u>	<u>\$7,296,353</u>	<u>\$7,334,014</u>
Municipal Court				
Cases heard	3,621	2,943	2,067	2,924
Police				
Total calls for services	34,583	32,696	29,385	29,717
Traffic violations	2,478	2,179	2,149	2,120
Motor vehicle accidents	665	730	603	635
Criminal arrests	4,054	3,497	2,944	3,119
Fire/Emergency Medical Services				
Fire calls	762	939	1,057	1,023
EMS calls	5,661	5,757	6,399	6,234
Fire safety inspections	1,065	513	501	210
Building Inspections				
Building Permits	224	206	168	242
Electrical Permits	109	111	134	101
Plumbing Permits	43	46	87	91
Signage Permits	0	63	50	61
A/C/Ref/Furn/Pip/Vent Permits	253	162	147	43
Asphalt/Concrete/Appr/Driveway Permits	0	66	49	77
Fencing Permits	0	46	41	51
Other Misc Zone Permits/POD/ROW	502	206	35	101
Sewer Permits	0	18	18	22
Demolition	12	5	6	0
Fire Alarm/Sprinklers/Suppression	25	22	22	0
Estimated value of construction	\$332,808,025	\$85,320,430	\$15,949,892	\$33,442,021
Streets				
Salt usage (tons)	2,300	1,500	2,000	2,691
Cost of salt purchased	\$62,700	\$99,288	\$241,093	\$141,120

Source: Various City of Whitehall Divisions

<u>2013</u>	<u>2012</u>	<u>2011</u>	<u>2010</u>	<u>2009</u>	<u>2008</u>
\$5,738,997	\$5,331,245	\$3,259,551	\$4,760,074	\$4,388,564	\$3,753,953
25,032,177	24,902,565	25,016,970	20,563,313	19,935,920	18,763,895
23,910,189	24,494,813	22,945,276	22,063,836	19,564,410	18,129,284
<u>\$6,860,985</u>	<u>\$5,738,997</u>	<u>\$5,331,245</u>	<u>\$3,259,551</u>	<u>\$4,760,074</u>	<u>\$4,388,564</u>
1,900	1,769	2,854	2,320	3,022	3,955
30,473	28,938	33,450	33,810	33,712	37,205
1,787	2,375	5,829	6,746	5,760	7,691
557	486	691	643	648	773
2,776	2,817	2,890	2,871	2,763	3,090
856	996	943	900	983	1,141
5,855	6,212	6,107	5,460	5,251	5,215
971	400	450	470	1,859	1,620
272	320	295	324	456	367
157	181	117	122	79	112
145	166	107	96	58	86
67	83	88	66	72	53
58	108	73	83	51	77
47	75	65	59	57	50
46	53	47	63	71	73
133	135	116	117	72	124
12	1	0	0	0	0
0	0	0	0	0	0
0	0	0	0	0	0
\$18,162,454	\$18,099,849	\$54,355,679	\$47,121,270	\$20,563,081	\$23,173,313
2,500	2,000	2,000	2,000	1,500	1,500
\$91,538	\$62,570	\$135,990	\$128,185	\$91,692	\$147,192

CITY OF WHITEHALL, OHIO

SCHEDULE 16
CAPITAL ASSET STATISTICS BY FUNCTION/PROGRAM
LAST TEN YEARS

Function/Program	2017	2016	2015	2014
Police				
Stations	1	1	1	1
Vehicles	37	37	35	34
Fire/EMS				
Stations	1	1	1	1
Vehicles - Fire	2	2	2	2
Vehicles - EMS	3	4	3	3
Vehicles - Support	8	7	7	7
Parks & Recreation				
Parks	5	5	5	5
Basketball courts	1	1	1	1
Ballfields	14	14	14	14
Park shelter houses	0	10	10	10
Vehicles	0	12	10	10
Splash Pad	1			
Streets				
Streets (lane miles)	133.00	133.00	133.00	133.00
Vehicles	27	25	25	22

Source: Various City of Whitehall Divisions

2013	2012	2011	2010	2009	2008
1	1	1	1	1	1
36	38	38	38	36	35
1	1	1	1	1	1
2	2	2	2	2	2
3	3	3	3	3	3
0	0	0	0	0	0
5	5	5	5	5	5
1	1	1	1	1	1
14	14	14	14	14	14
10	10	10	10	9	9
0	0	0	0	0	0
133.00	133.00	133.00	133.00	133.00	133.00
21	21	21	21	21	21

THIS PAGE IS INTENTIONALLY LEFT BLANK



Dave Yost • Auditor of State

CITY OF WHITEHALL

FRANKLIN COUNTY

CLERK'S CERTIFICATION

This is a true and correct copy of the report which is required to be filed in the Office of the Auditor of State pursuant to Section 117.26, Revised Code, and which is filed in Columbus, Ohio.

Susan Babbitt

CLERK OF THE BUREAU

CERTIFIED
OCTOBER, 2 2018