

Dave Yost • Auditor of State

**BUCKEYE VALLEY LOCAL SCHOOL DISTRICT
DELAWARE COUNTY
JUNE 30, 2017**

TABLE OF CONTENTS

TITLE	PAGE
Independent Auditor's Report	1
Prepared by Management:	
Management's Discussion and Analysis	5
Basic Financial Statements:	
Government-wide Financial Statements:	
Statement of Net Position	17
Statement of Activities.....	18
Fund Financial Statements:	
Balance Sheet	
Governmental Funds.....	19
Reconciliation of Total Governmental Fund Balances to Net Position of Governmental Activities	20
Statement of Revenues, Expenditures and Changes in Fund Balance Governmental Funds.....	21
Reconciliation of the Statement of Revenues, Expenditures and Changes in Fund Balances of Governmental Funds to the Statement of Activities.....	22
Statement of Revenues, Expenditures and Changes in Fund Balance - Budget and Actual (Non-GAAP Basis) General Fund.....	23
Statement of Fiduciary Net Position Fiduciary Funds	24
Statement of Changes in Fiduciary Net Position Fiduciary Funds.....	25
Notes to the Basic Financial Statements	26

**BUCKEYE VALLEY LOCAL SCHOOL DISTRICT
DELAWARE COUNTY
JUNE 30, 2017**

**TABLE OF CONTENTS
(Continued)**

TITLE	PAGE
Required Supplementary Information:	
Schedule of the District's Proportionate Share of the Net Pension Liability	
School Employees Retirement System (SERS)	68
State Teachers Retirement System (STRS)	69
Schedule of the District Contributions	
School Employees Retirement System (SERS)	70
State Teachers Retirement System (STRS)	72
Notes to Required Supplementary Information	74
Schedule of Receipts and Expenditures of Federal Awards	75
Notes to the Schedule of Receipts and Expenditures of Federal Awards	76
Independent Auditor's Report on Internal Control Over Financial Reporting and on Compliance and Other Matters Required by <i>Government Auditing Standards</i>	77
Independent Auditor's Report on Compliance with Requirements Applicable to the Major Federal Program and on Internal Control Over Compliance Required by the Uniform Guidance	79
Schedule of Findings	81



Dave Yost • Auditor of State

INDEPENDENT AUDITOR'S REPORT

Buckeye Valley Local School District
Delaware County
679 Coover Road
Delaware, Ohio 43015

To the Board of Education:

Report on the Financial Statements

We have audited the accompanying financial statements of the governmental activities, each major fund, and the aggregate remaining fund information of the Buckeye Valley Local School District, Delaware County, Ohio (the District), as of and for the year ended June 30, 2017, and the related notes to the financial statements, which collectively comprise the District's basic financial statements as listed in the table of contents.

Management's Responsibility for the Financial Statements

Management is responsible for preparing and fairly presenting these financial statements in accordance with accounting principles generally accepted in the United States of America; this includes designing, implementing, and maintaining internal control relevant to preparing and fairly presenting financial statements that are free from material misstatement, whether due to fraud or error.

Auditor's Responsibility

Our responsibility is to opine on these financial statements based on our audit. We audited in accordance with auditing standards generally accepted in the United States of America and the financial audit standards in the Comptroller General of the United States' *Government Auditing Standards*. Those standards require us to plan and perform the audit to reasonably assure the financial statements are free from material misstatement.

An audit requires obtaining evidence about financial statement amounts and disclosures. The procedures selected depend on our judgment, including assessing the risks of material financial statement misstatement, whether due to fraud or error. In assessing those risks, we consider internal control relevant to the District's preparation and fair presentation of the financial statements in order to design audit procedures that are appropriate in the circumstances, but not to the extent needed to opine on the effectiveness of the District's internal control. Accordingly, we express no such opinion. An audit also includes evaluating the appropriateness of management's accounting policies and the reasonableness of their significant accounting estimates, as well as our evaluation of the overall financial statement presentation.

We believe the audit evidence we obtained is sufficient and appropriate to support our audit opinions.

Opinion

In our opinion, the financial statements referred to above present fairly, in all material respects, the respective financial position of the governmental activities, each major fund, and the aggregate remaining fund information of the Buckeye Valley Local School District, Delaware County, Ohio, as of June 30, 2017, and the respective changes in financial position thereof and the budgetary comparison for the General Fund thereof for the year then ended in accordance with the accounting principles generally accepted in the United States of America.

Other Matters

Required Supplementary Information

Accounting principles generally accepted in the United States of America require this presentation to include *management's discussion and analysis*, and schedules of net pension liabilities and pension contributions listed in the table of contents, to supplement the basic financial statements. Although this information is not part of the basic financial statements, the Governmental Accounting Standards Board considers it essential for placing the basic financial statements in an appropriate operational, economic, or historical context. We applied certain limited procedures to the required supplementary information in accordance with auditing standards generally accepted in the United States of America, consisting of inquiries of management about the methods of preparing the information and comparing the information for consistency with management's responses to our inquiries, to the basic financial statements, and other knowledge we obtained during our audit of the basic financial statements. We do not opine or provide any assurance on the information because the limited procedures do not provide us with sufficient evidence to opine or provide any other assurance.

Supplementary Information

Our audit was conducted to opine on the District's basic financial statements taken as a whole.

The Schedule of Receipts and Expenditures of Federal Awards presents additional analysis as required by Title 2 U.S. Code of Federal Regulations (CFR) Part 200, Uniform Administrative Requirements, Cost Principles, and Audit Requirements for Federal Awards and is not a required part of the financial statements.

The schedule is management's responsibility, and derives from and relates directly to the underlying accounting and other records used to prepare the basic financial statements. We subjected this information to the auditing procedures we applied to the basic financial statements. We also applied certain additional procedures, including comparing and reconciling this information directly to the underlying accounting and other records used to prepare the basic financial statements or to the basic financial statements themselves in accordance with auditing standards generally accepted in the United States of America. In our opinion, this information is fairly stated in all material respects in relation to the basic financial statements taken as a whole.

Other Reporting Required by Government Auditing Standards

In accordance with *Government Auditing Standards*, we have also issued our report dated March 7, 2018, on our consideration of the District's internal control over financial reporting and our tests of its compliance with certain provisions of laws, regulations, contracts and grant agreements and other matters. That report describes the scope of our internal control testing over financial reporting and compliance, and the results of that testing, and does not opine on internal control over financial reporting or on compliance. That report is an integral part of an audit performed in accordance with *Government Auditing Standards* in considering the District's internal control over financial reporting and compliance.

A handwritten signature in black ink that reads "Dave Yost". The signature is written in a cursive style with a large, looping initial "D".

Dave Yost
Auditor of State
Columbus, Ohio

March 7, 2018

THIS PAGE INTENTIONALLY LEFT BLANK

**BUCKEYE VALLEY LOCAL SCHOOL DISTRICT
DELAWARE COUNTY, OHIO**

**MANAGEMENT'S DISCUSSION AND ANALYSIS
FOR THE FISCAL YEAR ENDED JUNE 30, 2017**

The management's discussion and analysis of the Buckeye Valley Local School District's (the "District") financial performance provides an overall review of the District's financial activities for the fiscal year ended June 30, 2017. The intent of this discussion and analysis is to look at the District's financial performance as a whole; readers should also review the basic financial statements and the notes to the basic financial statements to enhance their understanding of the District's financial performance.

Financial Highlights

Key financial highlights for fiscal year 2017 are as follows:

- In total, net position of governmental activities increased \$1,257,768, which represents a 76.54% increase from fiscal year 2016.
- General revenues accounted for \$27,556,893 in revenue or 88.69% of total revenues. Program specific revenues in the form of charges for services and sales, operating grants and contributions, and capital grants and contributions accounted for \$3,514,870 in revenue or 11.31% of total revenues of \$31,071,763.
- The District had \$29,813,995 in expenses related to governmental activities; \$3,514,870 of these expenses were offset by program specific charges for services and sales, and operating grants and contributions. General revenues supporting governmental activities (primarily taxes and unrestricted grants and entitlements) of \$27,556,893 were adequate to provide for these programs.
- The District's major governmental funds are the general fund, the debt service fund and the building fund. The general fund had \$25,203,009 in revenues and other financing sources and \$23,290,548 in expenditures. During fiscal year 2017, the general fund's fund balance increased \$1,912,461 from \$11,829,732 to \$13,742,193.
- The debt service fund had \$3,038,553 in revenues and \$4,162,517 in expenditures. During fiscal year 2017, the debt service fund's fund balance decreased \$1,123,964 from \$4,658,246 to \$3,534,282.
- The building fund had \$2,352,657 in revenues and other financing sources and \$3,328,688 in expenditures. During fiscal year 2017, the building fund's fund balance decreased \$976,031 from \$30,259,808 to \$29,283,777.

Using the Basic Financial Statements (BFS)

This annual report consists of a series of financial statements and notes to those statements. These statements are organized so the reader can understand the District as a financial whole, an entire operating entity. The statements then proceed to provide an increasingly detailed look at specific financial activities.

The statement of net position and statement of activities provide information about the activities of the whole District, presenting both an aggregate view of the District's finances and a longer-term view of those finances. Fund financial statements provide the next level of detail. For governmental funds, these statements tell how services were financed in the short-term as well as what remains for future spending. The fund financial statements also look at the District's most significant funds with all other nonmajor funds presented in total in one column. In the case of the District, the general fund, the debt service fund and the building fund are by far the most significant funds, and the only governmental funds reported as major funds.

**BUCKEYE VALLEY LOCAL SCHOOL DISTRICT
DELAWARE COUNTY, OHIO**

MANAGEMENT'S DISCUSSION AND ANALYSIS
FOR THE FISCAL YEAR ENDED JUNE 30, 2017

Reporting the District as a Whole

Statement of Net Position and the Statement of Activities

While this document contains the large number of funds used by the District to provide programs and activities, the view of the District as a whole looks at all financial transactions and asks the question, "How did the District do financially during fiscal year 2017?" The statement of net position and the statement of activities answer this question. These statements include all assets, deferred outflows of resources, liabilities, deferred inflows of resources, revenues and expenses using the accrual basis of accounting similar to the accounting used by most private-sector companies. This basis of accounting will take into account all of the current year's revenues and expenses regardless of when cash is received or paid.

These two statements report the District's net position and changes in net position. This change in net position is important because it tells the reader that, for the District as a whole, the financial position of the District has improved or diminished. The causes of this change may be the result of many factors, some financial, some not. Non-financial factors include the District's property tax base, current property tax laws in Ohio restricting revenue growth, facility conditions, required educational programs and other factors.

In the statement of net position and the statement of activities, the governmental activities include the District's programs and services, including instruction, support services, operations and maintenance, pupil transportation, extracurricular activities, and food service operations.

The District's statement of net position and statement of activities can be found on pages 17 and 18 of this report.

Reporting the District's Most Significant Funds

Fund Financial Statements

The analysis of the District's major governmental funds begins on page 13. Fund financial reports provide detailed information about the District's major funds. The District uses many funds to account for a multitude of financial transactions. However, these fund financial statements focus on the District's most significant funds. The District's major governmental funds are the general fund, the debt service fund, and the building fund.

Governmental Funds

Most of the District's activities are reported in governmental funds, which focus on how money flows into and out of those funds and the balances left at year end available for spending in future periods. These funds are reported using an accounting method called modified accrual accounting, which measures cash and all other financial assets that can readily be converted to cash. The governmental fund financial statements provide a detailed short-term view of the District's general government operations and the basic services it provides. Governmental fund information helps you determine whether there are more or fewer financial resources that can be spent in the near future to finance educational programs. The relationship (or differences) between governmental activities (reported in the statement of net position and the statement of activities) and governmental funds is reconciled in the basic financial statements. The basic governmental fund financial statements can be found on pages 19-23 of this report.

**BUCKEYE VALLEY LOCAL SCHOOL DISTRICT
DELAWARE COUNTY, OHIO**

**MANAGEMENT'S DISCUSSION AND ANALYSIS
FOR THE FISCAL YEAR ENDED JUNE 30, 2017**

Reporting the District's Fiduciary Responsibilities

The District is the trustee, or fiduciary, for scholarship programs. This activity is presented as a private-purpose trust fund. The District also acts in a trustee capacity as an agent for individuals, private organizations, other governmental units, and/or other funds. These activities are reported in an agency fund. The District's fiduciary activities are reported in separate statements of fiduciary net position and changes in fiduciary net position on pages 24 and 25. These activities are excluded from the District's other financial statements because the assets cannot be utilized by the District to finance its operations.

Notes to the Basic Financial Statements

The notes to the basic financial statements provide additional information that is essential to a full understanding of the data provided in the government-wide and fund financial statements. These notes to the basic financial statements can be found on pages 26-67 of this report.

Required Supplementary Information

In addition to the basic financial statements and accompanying notes, this report also presents certain required supplementary information concerning the District's net pension liability. The required supplementary information can be found on pages 68-74 of this report.

The District as a Whole

The statement of net position provides the perspective of the District as a whole.

The table on the following page provides a summary of the District's net position at June 30, 2017 and June 30, 2016.

**BUCKEYE VALLEY LOCAL SCHOOL DISTRICT
DELAWARE COUNTY, OHIO**

MANAGEMENT'S DISCUSSION AND ANALYSIS
FOR THE FISCAL YEAR ENDED JUNE 30, 2017

	Net Position	
	Governmental Activities	Governmental Activities
	<u>2017</u>	<u>2016</u>
<u>Assets</u>		
Current and other assets	\$ 62,631,289	\$ 62,907,619
Capital assets, net	<u>33,391,051</u>	<u>30,481,617</u>
Total assets	<u>96,022,340</u>	<u>93,389,236</u>
<u>Deferred outflows of resources</u>	<u>10,062,971</u>	<u>4,958,467</u>
<u>Liabilities</u>		
Current liabilities	2,841,000	2,446,313
Long-term liabilities:		
Due within one year	2,531,363	2,726,955
Due in more than one year:		
Net pension liability	38,337,104	29,442,560
Other amounts	<u>52,184,890</u>	<u>52,096,461</u>
Total liabilities	<u>95,894,357</u>	<u>86,712,289</u>
<u>Deferred inflows of resources</u>	<u>10,576,288</u>	<u>13,278,516</u>
<u>Net position</u>		
Net investment in capital assets	9,436,896	9,130,492
Restricted	4,507,565	4,061,251
Unrestricted (deficit)	<u>(14,329,795)</u>	<u>(14,834,845)</u>
Total net position (deficit)	<u>\$ (385,334)</u>	<u>\$ (1,643,102)</u>

The District adopted GASB Statement 68, "Accounting and Financial Reporting for Pensions—an Amendment of GASB Statement 27," which significantly revises accounting for pension costs and liabilities. For reasons discussed below, many end users of this financial statement will gain a clearer understanding of the District's actual financial condition by adding deferred inflows related to pension and the net pension liability to the reported net position and subtracting deferred outflows related to pension.

Governmental Accounting Standards Board standards are national and apply to all government financial reports prepared in accordance with generally accepted accounting principles. When accounting for pension costs, GASB 27 focused on a funding approach. This approach limited pension costs to contributions annually required by law, which may or may not be sufficient to fully fund each plan's *net pension liability*. GASB 68 takes an earnings approach to pension accounting; however, the nature of Ohio's statewide pension systems and state law governing those systems requires additional explanation in order to properly understand the information presented in these statements.

**BUCKEYE VALLEY LOCAL SCHOOL DISTRICT
DELAWARE COUNTY, OHIO**

MANAGEMENT'S DISCUSSION AND ANALYSIS
FOR THE FISCAL YEAR ENDED JUNE 30, 2017

Under the new standards required by GASB 68, the net pension liability equals the District's proportionate share of each plan's collective:

1. Present value of estimated future pension benefits attributable to active and inactive employees' past service
- 2 Minus plan assets available to pay these benefits

GASB notes that pension obligations, whether funded or unfunded, are part of the "employment exchange" – that is, the employee is trading his or her labor in exchange for wages, benefits, and the promise of a future pension. GASB noted that the unfunded portion of this pension promise is a present obligation of the government, part of a bargained-for benefit to the employee, and should accordingly be reported by the government as a liability since they received the benefit of the exchange. However, the District is not responsible for certain key factors affecting the balance of this liability. In Ohio, the employee shares the obligation of funding pension benefits with the employer. Both employer and employee contribution rates are capped by State statute. A change in these caps requires action of both Houses of the General Assembly and approval of the Governor. Benefit provisions are also determined by State statute. The employee enters the employment exchange with the knowledge that the employer's promise is limited not by contract but by law. The employer enters the exchange also knowing that there is a specific, legal limit to its contribution to the pension system. In Ohio, there is no legal means to enforce the unfunded liability of the pension system *as against the public employer*. State law operates to mitigate/lessen the moral obligation of the public employer to the employee, because all parties enter the employment exchange with notice as to the law. The pension system is responsible for the administration of the plan.

Most long-term liabilities have set repayment schedules or, in the case of compensated absences (i.e. sick and vacation leave), are satisfied through paid time-off or termination payments. There is no repayment schedule for the net pension liability. As explained above, changes in pension benefits, contribution rates, and return on investments affect the balance of the net pension liability, but are outside the control of the local government. In the event that contributions, investment returns, and other changes are insufficient to keep up with required pension payments, State statute does not assign/identify the responsible party for the unfunded portion. Due to the unique nature of how the net pension liability is satisfied, this liability is separately identified within the long-term liability section of the statement of net position.

In accordance with GASB 68, the District's statements prepared on an accrual basis of accounting include an annual pension expense for their proportionate share of each plan's *change* in net pension liability not accounted for as deferred inflows/outflows.

Over time, net position can serve as a useful indicator of a government's financial position. At June 30, 2017, the District's net position was a deficit of \$385,334.

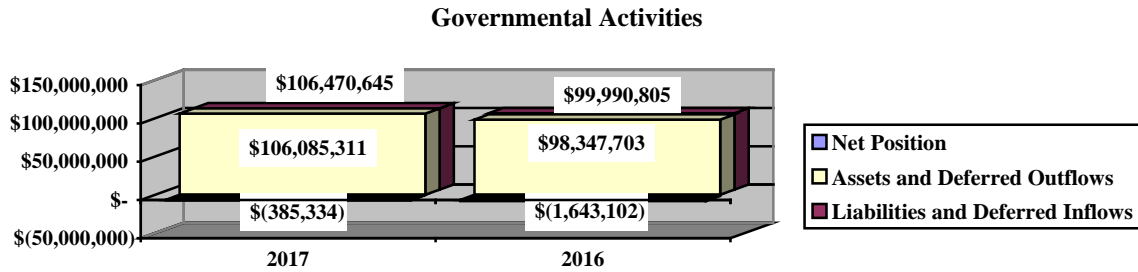
At fiscal year end, capital assets represented 34.77% of total assets. Capital assets include land, construction in progress, land improvements, buildings and improvements, furniture and equipment, vehicles, and infrastructure. The net investment in capital assets at June 30, 2017 was \$9,436,896. These capital assets are used to provide services to the students and are not available for future spending. Although the District's investment in capital assets is reported net of related debt, it should be noted that the resources to repay the debt must be provided from other sources, since capital assets may not be used to liquidate these liabilities.

A portion of the District's net position, \$4,507,565, represents resources that are subject to external restriction on how they may be used. The remaining balance of unrestricted net position is a deficit of \$14,329,795.

**BUCKEYE VALLEY LOCAL SCHOOL DISTRICT
DELAWARE COUNTY, OHIO**

**MANAGEMENT'S DISCUSSION AND ANALYSIS
FOR THE FISCAL YEAR ENDED JUNE 30, 2017**

The graph below illustrates the District's assets, deferred outflows of resources, liabilities, deferred inflows of resources, and net position at June 30, 2017 and June 30, 2016.



The table below shows the changes in net position for governmental activities for fiscal years 2017 and 2016.

Change in Net Position

	Governmental Activities <u>2017</u>	Governmental Activities <u>2016</u>
<u>Revenues</u>		
Program revenues:		
Charges for services and sales	\$ 1,951,802	\$ 2,086,485
Operating grants and contributions	1,368,657	1,556,341
Capital grants and contributions	194,411	65,669
General revenues:		
Property taxes	14,429,756	14,766,688
Income taxes	6,183,350	6,051,613
Grants and entitlements	6,731,370	6,262,927
Investment earnings	72,550	32,282
Miscellaneous	<u>139,867</u>	<u>145,498</u>
Total revenues	<u>31,071,763</u>	<u>30,967,503</u>

**BUCKEYE VALLEY LOCAL SCHOOL DISTRICT
DELAWARE COUNTY, OHIO**

MANAGEMENT'S DISCUSSION AND ANALYSIS
FOR THE FISCAL YEAR ENDED JUNE 30, 2017

Change in Net Position

	Governmental Activities <u>2017</u>	Governmental Activities <u>2016</u>
<u>Expenses</u>		
Program expenses:		
Instruction:		
Regular	\$ 13,010,635	\$ 11,747,092
Special	3,749,036	3,257,299
Vocational	99,949	73,246
Other	8,820	13,856
Support services:		
Pupil	1,210,356	1,028,007
Instructional staff	350,444	381,657
Board of education	170,081	227,728
Administration	2,311,964	2,044,258
Fiscal	715,356	668,959
Operations and maintenance	2,306,412	2,301,254
Pupil transportation	2,044,589	1,922,076
Central	219,337	170,659
Operation of non-instructional services:		
Food service operations	904,106	837,378
Other non-instructional services	20,734	44,811
Extracurricular activities	914,772	649,946
Interest and fiscal charges	<u>1,777,404</u>	<u>1,518,343</u>
Total expenses	<u>29,813,995</u>	<u>26,886,569</u>
Change in net position	1,257,768	4,080,934
Net position at beginning of year (deficit)	<u>(1,643,102)</u>	<u>(5,724,036)</u>
Net position at end of year (deficit)	<u>\$ (385,334)</u>	<u>\$ (1,643,102)</u>

Governmental Activities

Net position of the District's governmental activities increased \$1,257,768. Total governmental expenses of \$29,813,995 were offset by program revenues of \$3,514,870 and general revenues of \$27,556,893. Program revenues supported 11.79% of the total governmental expenses.

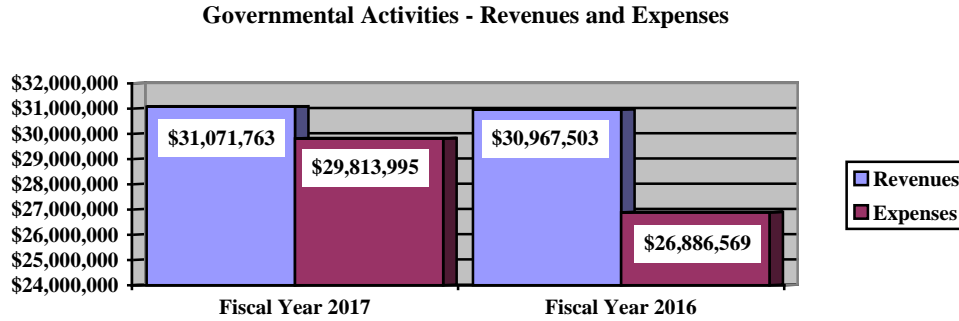
The primary sources of revenue for governmental activities are derived from property taxes, income taxes, and grants and entitlements. These revenue sources account for 88.00% of the total governmental revenues. The District participated in the Straight A grant program, which increased operating grants and instructional expenditures.

The largest expense of the District is for instructional programs. Instruction expenses totaled \$16,868,440 or 56.58% of the total governmental expenses for fiscal year 2017.

**BUCKEYE VALLEY LOCAL SCHOOL DISTRICT
DELAWARE COUNTY, OHIO**

MANAGEMENT'S DISCUSSION AND ANALYSIS
FOR THE FISCAL YEAR ENDED JUNE 30, 2017

The graph below presents the District's governmental activities revenues and expenses for fiscal years 2017 and 2016.



The statement of activities shows the cost of program services and the charges for services and grants offsetting those services. The following table shows, for governmental activities, the total cost of services and the net cost of services for fiscal years 2017 and 2016. That is, it identifies the cost of these services supported by tax revenues, unrestricted State grants and entitlements, and other general revenues of the District.

Governmental Activities

	Total Cost of Services <u>2017</u>	Net Cost of Services <u>2017</u>	Total Cost of Services <u>2016</u>	Net Cost of Services <u>2016</u>
Program expenses				
Instruction:				
Regular	\$ 13,010,635	\$ 12,177,759	\$ 11,747,092	\$ 10,753,479
Special	3,749,036	3,009,745	3,257,299	2,273,840
Vocational	99,949	(10,982)	73,246	(56,718)
Other	8,820	8,820	13,856	13,856
Support services:				
Pupil	1,210,356	1,058,763	1,028,007	895,583
Instructional staff	350,444	289,608	381,657	366,864
Board of education	170,081	170,081	227,728	227,728
Administration	2,311,964	2,301,648	2,044,258	2,032,430
Fiscal	715,356	715,320	668,959	668,898
Operations and maintenance	2,306,412	2,107,501	2,301,254	2,234,585
Pupil transportation	2,044,589	1,983,077	1,922,076	1,847,933
Central	219,337	219,337	170,659	170,659
Operation of non-instructional services:				
Food service operations	904,106	48,131	837,378	(116,933)
Other non-instructional services	20,734	13,709	44,811	37,035
Extracurricular activities	914,772	429,204	649,946	310,492
Interest and fiscal charges	1,777,404	1,777,404	1,518,343	1,518,343
Total	<u>\$ 29,813,995</u>	<u>\$ 26,299,125</u>	<u>\$ 26,886,569</u>	<u>\$ 23,178,074</u>

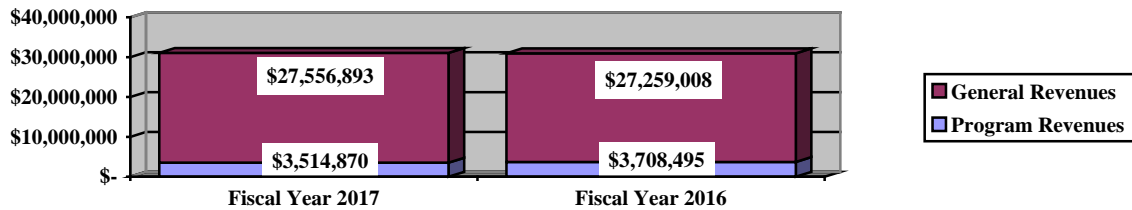
**BUCKEYE VALLEY LOCAL SCHOOL DISTRICT
DELAWARE COUNTY, OHIO**

**MANAGEMENT'S DISCUSSION AND ANALYSIS
FOR THE FISCAL YEAR ENDED JUNE 30, 2017**

The dependence upon taxes and other general revenues for governmental activities is apparent, as 90.02% of instruction activities are supported through taxes and other general revenues. For all governmental activities, general revenue support is 88.21%. The District's taxpayers and grants and entitlements from the State of Ohio, as a whole, are by far the primary support for the District's students.

The graph below presents the District's governmental activities revenue for fiscal years 2017 and 2016.

Governmental Activities - General and Program Revenues



The District's Funds

The District's governmental funds reported a combined fund balance of \$48,206,189, which is more than last year's total balance of \$48,149,216. The table below indicates the fund balance and the total change in fund balance as of June 30, 2017 and June 30, 2016.

	Fund Balance <u>June 30, 2017</u>	Fund Balance <u>June 30, 2016</u>	<u>Change</u>	Percentage <u>Change</u>
General fund	\$ 13,742,193	\$ 11,829,732	\$ 1,912,461	16.17 %
Debt service fund	3,534,282	4,658,246	(1,123,964)	(24.13) %
Building fund	29,283,777	30,259,808	(976,031)	(3.23) %
Nonmajor governmental funds	<u>1,645,937</u>	<u>1,401,430</u>	<u>244,507</u>	17.45 %
Total	<u>\$ 48,206,189</u>	<u>\$ 48,149,216</u>	<u>\$ 56,973</u>	0.12 %

General Fund

During fiscal year 2017, the District's general fund balance increased \$1,912,461. This increase is attributed to an increase in receipts in fiscal year 2017 while expenditures remained consistent with fiscal year 2016.

**BUCKEYE VALLEY LOCAL SCHOOL DISTRICT
DELAWARE COUNTY, OHIO**

**MANAGEMENT'S DISCUSSION AND ANALYSIS
FOR THE FISCAL YEAR ENDED JUNE 30, 2017**

The table that follows assists in illustrating the financial activities of the general fund.

	<u>2017</u> <u>Amount</u>	<u>2016</u> <u>Amount</u>	<u>Increase/</u> <u>(Decrease)</u>	<u>Percentage</u> <u>Change</u>
<u>Revenues</u>				
Taxes	\$ 17,090,599	\$ 16,772,830	\$ 317,769	1.89 %
Tuition	813,280	947,358	(134,078)	(14.15) %
Earnings on investments	51,663	27,381	24,282	88.68 %
Intergovernmental	6,602,919	6,315,940	286,979	4.54 %
Other revenues	<u>367,739</u>	<u>357,098</u>	<u>10,641</u>	2.98 %
Total	<u>\$ 24,926,200</u>	<u>\$ 24,420,607</u>	<u>\$ 505,593</u>	2.07 %
<u>Expenditures</u>				
Instruction	\$ 14,134,598	\$ 13,569,335	\$ 565,263	4.17 %
Support services	8,467,666	8,087,326	380,340	4.70 %
Operation of non-instructional	8,665	9,197	(532)	(5.78) %
Extracurricular activities	435,492	327,016	108,476	33.17 %
Debt service	<u>244,127</u>	<u>129,045</u>	<u>115,082</u>	89.18 %
Total	<u>\$ 23,290,548</u>	<u>\$ 22,121,919</u>	<u>\$ 1,168,629</u>	5.28 %

Overall revenues of the general fund increased \$505,593 or 2.07%. Earnings on investments increased \$24,282 due to an increase in monies held in investments in the current fiscal year. Tuition decreased \$134,078 due to a decrease in open enrollment. Overall expenditures of the general fund increased \$1,168,629 or 5.28%. All other revenues and expenditures remained comparable to prior year.

Debt Service Fund

The debt service fund had \$3,038,553 in revenues and \$4,162,517 in expenditures. During fiscal year 2017, the debt service fund's fund balance decreased \$1,123,964 from \$4,658,246 to \$3,534,282. This decrease was due to a portion of the District's capital appreciation bonds maturing in the current fiscal year.

Building Fund

The building fund had \$2,352,657 in revenues and other financing sources and \$3,328,688 in expenditures. During fiscal year 2017, the building fund's fund balance decreased \$976,031 from \$30,259,808 to \$29,283,777. This decrease was due to the District increase in facilities acquisition and construction expenditures in the current fiscal year.

**BUCKEYE VALLEY LOCAL SCHOOL DISTRICT
DELAWARE COUNTY, OHIO**

MANAGEMENT'S DISCUSSION AND ANALYSIS
FOR THE FISCAL YEAR ENDED JUNE 30, 2017

General Fund Budgeting Highlights

The District's budget is prepared according to Ohio law and is based on accounting for certain transactions on a basis of cash receipts, disbursements and encumbrances. The most significant budgeted fund is the general fund.

For the general fund, final budgeted revenues and other financing sources of \$24,415,757 matched exactly to the original budgeted amounts. Actual revenues and other financing sources of \$24,398,722 were \$17,035 less than final budgeted amounts.

General fund actual expenditures and other financing uses of \$23,541,164 were \$160,039 less than the final appropriations (appropriated expenditures plus other financing uses) of \$23,701,203. The final budgeted expenditures and other financing uses were \$232,507 more than the original budgeted expenditures and other financing uses of \$23,468,696.

Capital Assets and Debt Administration

Capital Assets

At the end of fiscal year 2017, the District had \$33,391,051 invested in land, construction in progress, land improvements, buildings and improvements, furniture and equipment, vehicles, and infrastructure. This entire amount is reported in governmental activities. The table that follows shows June 30, 2017 balances compared to June 30, 2016.

**Capital Assets at June 30
(Net of Depreciation)**

	Governmental Activities	
	2017	2016
Land	\$ 1,043,740	\$ 1,043,740
Construction in progress	1,702,307	574,543
Land improvements	1,337,720	1,399,925
Buildings and improvements	25,009,634	25,453,317
Furniture and equipment	3,205,100	976,486
Vehicles	1,023,887	962,209
Infrastructure	68,663	71,397
Total	\$ 33,391,051	\$ 30,481,617

The increase in capital assets of \$2,909,434 is attributable to capital outlays of \$3,845,327 exceeding depreciation expense of \$935,893 during fiscal year 2017.

See Note 9 to the basic financial statements for detail on the District's capital assets.

**BUCKEYE VALLEY LOCAL SCHOOL DISTRICT
DELAWARE COUNTY, OHIO**

MANAGEMENT'S DISCUSSION AND ANALYSIS
FOR THE FISCAL YEAR ENDED JUNE 30, 2017

Debt Administration

At June 30, 2017, the District had \$49,840,810 in general obligation bonds, lease purchase obligations and capital lease obligations outstanding. The general obligation bonds are comprised of current issue bonds, capital appreciation bonds, and accreted interest on capital appreciation bonds. Of the total amount outstanding, \$2,330,659 is due within one year and \$47,510,151 is due in more than one year.

The table that follows summarizes the outstanding debt at June 30, 2017 and June 30, 2016.

Outstanding Debt, at Year End

	Governmental Activities <u>2017</u>	Governmental Activities <u>2016</u>
Series 2004 refunding bonds - capital appreciation	\$ -	\$ 172,327
Series 2004 refunding bonds - accreted interest	-	677,189
Series 2009 school facilities bonds - current interest	450,000	450,000
Series 2009 school facilities bonds - capital appreciation	119,020	257,913
Series 2009 school facilities bonds - accreted interest	297,565	515,690
Series 2014 refunding bonds - current interest	3,760,000	3,775,000
Series 2016 school facilities bonds	30,360,000	31,250,000
Series 2016 refunding school building bonds	12,260,000	12,380,000
Lease purchase obligations	2,200,000	-
Capital lease obligations	<u>394,225</u>	<u>334,357</u>
Total	<u>\$ 49,840,810</u>	<u>\$ 49,812,476</u>

At June 30, 2017, the District's overall legal voted debt margin was \$9,736,217 with an unvoted debt margin of \$605,413.

See Note 15 to the basic financial statements for detail on the District's debt administration.

Current Financial Related Activities

Buckeye Valley North Elementary School was closed for the 2012-2013 and 2013-2014 school years, and remains closed for the 2016-2017 school year. In the fall of 2016, the Board of Education placed a bond levy on the ballot to renovate Buckeye Valley East, build a new Buckeye West and demolish Buckeye Valley North. This issue passed and plans are currently being developed to proceed with construction and demolition.

Contacting the District's Financial Management

This financial report is designed to provide our citizens, taxpayers, investors and creditors with a general overview of the District's finances and to show the District's accountability for the money it receives. If you have questions about this report or need additional financial information, contact Ms. Kelly Ziegler, Treasurer, Buckeye Valley Local School District, 679 Coover Road, Delaware, Ohio 43015.

**BUCKEYE VALLEY LOCAL SCHOOL DISTRICT
DELAWARE COUNTY, OHIO**

STATEMENT OF NET POSITION
JUNE 30, 2017

	Governmental Activities
Assets:	
Equity in pooled cash and cash equivalents.	\$ 44,978,660
Receivables:	
Property taxes	14,276,006
Income taxes.	2,744,577
Accounts.	32,491
Accrued interest	63,121
Intergovernmental	489,076
Prepayments	44,122
Materials and supplies inventory.	2,656
Inventory held for resale.	580
Capital assets:	
Nondepreciable capital assets	2,746,047
Depreciable capital assets, net.	30,645,004
Capital assets, net	33,391,051
Total assets.	96,022,340
 Deferred outflows of resources:	
Unamortized deferred charges on debt refunding	1,042,873
Pension - STRS	7,312,025
Pension - SERS	1,708,073
Total deferred outflows of resources	10,062,971
 Liabilities:	
Accounts payable.	149,466
Contracts payable.	723,661
Accrued wages and benefits payable	1,347,373
Intergovernmental payable	95,335
Pension and postemployment benefits payable.	339,291
Accrued interest payable	185,874
Long-term liabilities:	
Due within one year.	2,531,363
Due in more than one year:	
Net pension liability.	38,337,104
Other amounts due in more than one year	52,184,890
Total liabilities	95,894,357
 Deferred inflows of resources:	
Property taxes levied for the next fiscal year.	10,576,288
Total deferred inflows of resources	10,576,288
 Net position:	
Net investment in capital assets	9,436,896
Restricted for:	
Capital projects	658,976
Debt service.	3,396,652
Locally funded programs	3,339
State funded programs.	11,598
Federally funded programs	72,185
Student activities	80,400
Other purposes	284,415
Unrestricted (deficit)	(14,329,795)
Total net position (deficit).	\$ (385,334)

SEE ACCOMPANYING NOTES TO THE BASIC FINANCIAL STATEMENTS

**BUCKEYE VALLEY LOCAL SCHOOL DISTRICT
DELAWARE COUNTY, OHIO**

STATEMENT OF ACTIVITIES
FOR THE FISCAL YEAR ENDED JUNE 30, 2017

	Expenses	Charges for Services and Sales	Program Revenues Operating Grants and Contributions	Capital Grants and Contributions	Net (Expense) Revenue and Changes in Net Position Governmental Activities
Governmental activities:					
Instruction:					
Regular	\$ 13,010,635	\$ 830,838	\$ 2,038	\$ -	\$ (12,177,759)
Special	3,749,036	19,205	720,086	-	(3,009,745)
Vocational	99,949	107,690	3,241	-	10,982
Other	8,820	-	-	-	(8,820)
Support services:					
Pupil	1,210,356	45,217	106,376	-	(1,058,763)
Instructional staff	350,444	6,478	54,358	-	(289,608)
Board of education	170,081	-	-	-	(170,081)
Administration	2,311,964	3,116	7,200	-	(2,301,648)
Fiscal	715,356	23	13	-	(715,320)
Operations and maintenance	2,306,412	4,500	-	194,411	(2,107,501)
Pupil transportation	2,044,589	3,964	57,548	-	(1,983,077)
Central	219,337	-	-	-	(219,337)
Operation of non-instructional services:					
Other non-instructional services	20,734	7,025	-	-	(13,709)
Food service operations	904,106	551,653	304,322	-	(48,131)
Extracurricular activities	914,772	372,093	113,475	-	(429,204)
Interest and fiscal charges	1,777,404	-	-	-	(1,777,404)
Total governmental activities	\$ 29,813,995	\$ 1,951,802	\$ 1,368,657	\$ 194,411	(26,299,125)
General revenues:					
Property taxes levied for:					
General purposes					10,901,229
Debt service					2,727,157
Capital outlay					801,370
Income taxes levied for:					
General purposes					6,183,350
Grants and entitlements not restricted					
to specific programs					6,731,370
Investment earnings					72,550
Miscellaneous					139,867
Total general revenues					27,556,893
Change in net position					1,257,768
Net position (deficit) at beginning of year					(1,643,102)
Net position (deficit) at end of year					\$ (385,334)

SEE ACCOMPANYING NOTES TO THE BASIC FINANCIAL STATEMENTS

**BUCKEYE VALLEY LOCAL SCHOOL DISTRICT
DELAWARE COUNTY, OHIO**

BALANCE SHEET
GOVERNMENTAL FUNDS
JUNE 30, 2017

	General	Debt Service	Building	Nonmajor Governmental Funds	Total Governmental Funds
Assets:					
Equity in pooled cash and cash equivalents	\$ 10,478,649	\$ 2,893,106	\$ 29,976,392	\$ 1,630,513	\$ 44,978,660
Receivables:					
Property taxes	10,921,424	2,550,717	-	803,865	14,276,006
Income taxes	2,744,577	-	-	-	2,744,577
Accounts	32,491	-	-	-	32,491
Accrued interest	11,446	-	51,675	-	63,121
Intergovernmental	249,480	-	-	239,596	489,076
Prepayments	43,538	-	-	584	44,122
Materials and supplies inventory	-	-	-	2,656	2,656
Inventory held for resale	-	-	-	580	580
Due from other funds	147,811	-	-	-	147,811
Total assets	<u>24,629,416</u>	<u>5,443,823</u>	<u>30,028,067</u>	<u>2,677,794</u>	<u>62,779,100</u>
Liabilities:					
Accounts payable	\$ 140,648	\$ -	\$ -	\$ 8,818	\$ 149,466
Contracts payable	-	-	702,536	21,125	723,661
Accrued wages and benefits payable	1,300,413	-	-	46,960	1,347,373
Compensated absences payable	66,296	-	-	9,969	76,265
Intergovernmental payable	94,502	-	-	833	95,335
Pension and postemployment benefits payable	328,176	-	-	11,115	339,291
Due to other funds	-	-	-	147,811	147,811
Total liabilities	<u>1,930,035</u>	<u>-</u>	<u>702,536</u>	<u>246,631</u>	<u>2,879,202</u>
Deferred inflows of resources:					
Property taxes levied for the next fiscal year	8,115,522	1,866,064	-	594,702	10,576,288
Delinquent property tax revenue not available	194,789	43,477	-	14,398	252,664
Income tax revenue not available	443,244	-	-	-	443,244
Intergovernmental revenue not available	166,632	-	-	176,126	342,758
Accrued interest not available	4,510	-	41,754	-	46,264
Classroom materials and fees revenue not available	32,491	-	-	-	32,491
Total deferred inflows of resources	<u>8,957,188</u>	<u>1,909,541</u>	<u>41,754</u>	<u>785,226</u>	<u>11,693,709</u>
Fund balances:					
Nonspendable:					
Materials and supplies inventory	-	-	-	2,656	2,656
Prepays	43,538	-	-	584	44,122
Restricted:					
Debt service	-	3,534,282	-	-	3,534,282
Capital improvements	-	-	29,283,777	-	29,283,777
Food service operations	-	-	-	197,811	197,811
Targeted academic assistance	-	-	-	7,570	7,570
Extracurricular	-	-	-	80,400	80,400
Other purposes	-	-	-	125,842	125,842
Committed:					
Capital improvements	-	-	-	1,345,320	1,345,320
Termination benefits	324,333	-	-	-	324,333
Assigned:					
Student instruction	196,247	-	-	-	196,247
Student and staff support	555,722	-	-	-	555,722
School supplies	76,750	-	-	-	76,750
Other purposes	14,571	-	-	-	14,571
Unassigned (deficit)	12,531,032	-	-	(114,246)	12,416,786
Total fund balances	<u>13,742,193</u>	<u>3,534,282</u>	<u>29,283,777</u>	<u>1,645,937</u>	<u>48,206,189</u>
Total liabilities, deferred inflows and fund balances	<u>\$ 24,629,416</u>	<u>\$ 5,443,823</u>	<u>\$ 30,028,067</u>	<u>\$ 2,677,794</u>	<u>\$ 62,779,100</u>

SEE ACCOMPANYING NOTES TO THE BASIC FINANCIAL STATEMENTS

**BUCKEYE VALLEY LOCAL SCHOOL DISTRICT
DELAWARE COUNTY, OHIO**

RECONCILIATION OF TOTAL GOVERNMENTAL FUND BALANCES TO
NET POSITION OF GOVERNMENTAL ACTIVITIES
JUNE 30, 2017

Total governmental fund balances		\$ 48,206,189
<i>Amounts reported for governmental activities on the statement of net position are different because:</i>		
Capital assets used in governmental activities are not financial resources and therefore are not reported in the funds.		33,391,051
Other long-term assets are not available to pay for current-period expenditures and therefore are deferred inflows in the funds.		
Property taxes receivable	\$ 252,664	
Income taxes receivable	443,244	
Accounts receivable	32,491	
Accrued interest receivable	46,264	
Intergovernmental receivable	342,758	
Total		1,117,421
Unamortized premiums on bonds issued are not recognized in the funds.		(3,427,433)
Unamortized amounts on refundings are not recognized in the funds.		1,042,873
Accrued interest payable is not due and payable in the current period and therefore is not reported in the funds.		(185,874)
The net pension liability is not due and payable in the current period; therefore, liability and related deferred inflows and outflows are not reported in governmental funds.		
Deferred outflows - Pension	9,020,098	
Net pension liability	(38,337,104)	
Total		(29,317,006)
Long-term liabilities, including bonds payable, are not due and payable in the current period and therefore are not reported in the funds.		
General obligation bonds	(47,246,585)	
Lease purchase obligation	(2,200,000)	
Capital lease obligations	(394,225)	
Compensated absences	(1,371,745)	
Total		(51,212,555)
Net position of governmental activities		\$ (385,334)

SEE ACCOMPANYING NOTES TO THE BASIC FINANCIAL STATEMENTS

**BUCKEYE VALLEY LOCAL SCHOOL DISTRICT
DELAWARE COUNTY, OHIO**

STATEMENT OF REVENUES, EXPENDITURES AND CHANGES IN FUND BALANCES
GOVERNMENTAL FUNDS
FOR THE FISCAL YEAR ENDED JUNE 30, 2017

	<u>General</u>	<u>Debt Service</u>	<u>Building</u>	<u>Nonmajor Governmental Funds</u>	<u>Total Governmental Funds</u>
Revenues:					
From local sources:					
Property taxes	\$ 10,940,695	\$ 2,763,713	\$ -	\$ 804,484	\$ 14,508,892
Income taxes	6,149,904	-	-	-	6,149,904
Tuition	813,280	-	-	-	813,280
Earnings on investments	51,663	16,377	152,657	930	221,627
Charges for services	-	-	-	545,454	545,454
Extracurricular	128,171	-	-	249,872	378,043
Classroom materials and fees	94,463	-	-	87,767	182,230
Rental income	4,500	-	-	4,960	9,460
Contributions and donations	3,699	-	-	113,900	117,599
Contract services	660	-	-	-	660
Other local revenues	136,246	-	-	18,371	154,617
Intergovernmental - state	6,467,392	258,463	-	131,290	6,857,145
Intergovernmental - federal	135,527	-	-	862,038	997,565
Total revenues	<u>24,926,200</u>	<u>3,038,553</u>	<u>152,657</u>	<u>2,819,066</u>	<u>30,936,476</u>
Expenditures:					
Current:					
Instruction:					
Regular	11,096,910	-	-	271,843	11,368,753
Special	3,025,172	-	-	506,662	3,531,834
Vocational	3,696	-	-	98,289	101,985
Other	8,820	-	-	-	8,820
Support services:					
Pupil	1,064,314	-	-	93,058	1,157,372
Instructional staff	258,663	-	-	52,299	310,962
Board of education	167,288	-	-	2,000	169,288
Administration	2,091,967	-	-	21,911	2,113,878
Fiscal	613,715	45,196	3,720	12,352	674,983
Operations and maintenance	2,140,477	-	58,378	75,343	2,274,198
Pupil transportation	1,917,556	-	-	96,629	2,014,185
Central	213,686	-	-	-	213,686
Operation of non-instructional services:					
Other non-instructional services	8,665	-	-	-	8,665
Food service operations	-	-	-	856,592	856,592
Extracurricular activities	435,492	-	-	354,156	789,648
Facilities acquisition and construction	-	-	3,264,275	133,425	3,397,700
Debt service:					
Principal retirement	216,941	1,336,220	-	-	1,553,161
Interest and fiscal charges	27,186	1,732,321	2,315	-	1,761,822
Accretion on capital appreciation bonds	-	1,048,780	-	-	1,048,780
Total expenditures	<u>23,290,548</u>	<u>4,162,517</u>	<u>3,328,688</u>	<u>2,574,559</u>	<u>33,356,312</u>
Excess (deficiency) of revenues over (under) expenditures	<u>1,635,652</u>	<u>(1,123,964)</u>	<u>(3,176,031)</u>	<u>244,507</u>	<u>(2,419,836)</u>
Other financing sources:					
Capital lease transaction	276,809	-	-	-	276,809
Lease purchase obligation	-	-	2,200,000	-	2,200,000
Total other financing sources	<u>276,809</u>	<u>-</u>	<u>2,200,000</u>	<u>-</u>	<u>2,476,809</u>
Net change in fund balances	1,912,461	(1,123,964)	(976,031)	244,507	56,973
Fund balances at beginning of year	<u>11,829,732</u>	<u>4,658,246</u>	<u>30,259,808</u>	<u>1,401,430</u>	<u>48,149,216</u>
Fund balances at end of year	<u>\$ 13,742,193</u>	<u>\$ 3,534,282</u>	<u>\$ 29,283,777</u>	<u>\$ 1,645,937</u>	<u>\$ 48,206,189</u>

SEE ACCOMPANYING NOTES TO THE BASIC FINANCIAL STATEMENTS

**BUCKEYE VALLEY LOCAL SCHOOL DISTRICT
DELAWARE COUNTY, OHIO**

RECONCILIATION OF THE STATEMENT OF REVENUES, EXPENDITURES
AND CHANGES IN FUND BALANCES OF GOVERNMENTAL FUNDS
TO THE STATEMENT OF ACTIVITIES
FOR THE FISCAL YEAR ENDED JUNE 30, 2017

Net change in fund balances - total governmental funds	\$	56,973
<i>Amounts reported for governmental activities in the statement of activities are different because:</i>		
Governmental funds report capital outlays as expenditures. However, in the statement of activities, the cost of those assets is allocated over their estimated useful lives as depreciation expense.		
Capital asset additions	\$ 3,845,327	
Current year depreciation	(935,893)	
Total		2,909,434
Revenues in the statement of activities that do not provide current financial resources are not reported as revenues in the funds.		
Property taxes	(79,136)	
Income taxes	33,446	
Earnings on investments	46,264	
Classroom materials and fees	4,226	
Intergovernmental	158,599	
Total		163,399
Repayment of bond and capital lease principal is an expenditure in the governmental funds, but the repayment reduces long-term liabilities on the statement of net position. Principal payments during the year were:		
Bonds	1,336,220	
Accretion on capital appreciation bonds	1,048,780	
Capital leases	216,941	
Total		2,601,941
Issuance of lease purchase obligation and capital leases are recorded as other financing sources in the funds; however, in the statement of activities, they are not reported as other financing sources as they increase liabilities on the statement of net position.		
Lease purchase obligations	(2,200,000)	
Capital lease	(276,809)	
Total		(2,476,809)
In the statement of activities, interest is accrued on outstanding bonds, whereas in governmental funds, an interest expenditure is reported when due. The following items resulted in additional interest being reported in the statement of activities:		
Decrease in accrued interest payable	(1,425)	
Accreted interest on capital appreciation bonds	(153,466)	
Amortization of bond premiums	204,104	
Amortization of deferred charges	(64,795)	
Total		(15,582)
Contractually required pension contributions are reported as expenditures in governmental funds; however, the statement of net position reports these amounts as deferred outflows.		
		1,823,788
Except for amounts reported as deferred inflows/outflows, changes in the net pension liability are reported as pension expense in the statement of activities.		
		(3,756,438)
Some expenses reported in the statement of activities, such as compensated absences, do not require the use of current financial resources and therefore are not reported as expenditures in governmental funds.		
		(48,938)
Change in net position of governmental activities	\$	1,257,768

SEE ACCOMPANYING NOTES TO THE BASIC FINANCIAL STATEMENTS

**BUCKEYE VALLEY LOCAL SCHOOL DISTRICT
DELAWARE COUNTY, OHIO**

STATEMENT OF REVENUES, EXPENDITURES AND CHANGES IN
FUND BALANCE - BUDGET AND ACTUAL (NON-GAAP BUDGETARY BASIS)
GENERAL FUND
FOR THE FISCAL YEAR ENDED JUNE 30, 2017

	<u>Budgeted Amounts</u>		<u>Actual</u>	<u>Variance with Final Budget Positive (Negative)</u>
	<u>Original</u>	<u>Final</u>		
Revenues:				
From local sources:				
Property taxes	\$ 10,943,626	\$ 10,943,626	\$ 10,873,822	\$ (69,804)
Income taxes	6,079,600	6,079,600	6,143,617	64,017
Tuition	582,426	582,426	589,269	6,843
Earnings on investments	23,808	23,808	52,185	28,377
Extracurricular	116,894	116,894	124,660	7,766
Classroom materials and fees	-	-	795	795
Rental income	1,013	1,013	4,500	3,487
Contributions and donations	15,705	15,705	-	(15,705)
Contract services	1,069	1,069	660	(409)
Other local revenues	101,605	101,605	102,434	829
Intergovernmental - state	6,268,924	6,268,924	6,329,113	60,189
Intergovernmental - federal	210,941	210,941	135,527	(75,414)
Total revenues	<u>24,345,612</u>	<u>24,345,612</u>	<u>24,356,582</u>	<u>10,970</u>
Expenditures:				
Current:				
Instruction:				
Regular	11,353,557	11,721,195	10,986,790	734,405
Special	2,779,474	2,790,604	3,207,431	(416,827)
Vocational	18,250	18,200	3,702	14,498
Other	20,408	20,352	10,111	10,241
Support services:				
Pupil	1,026,500	1,057,686	1,155,262	(97,576)
Instructional staff	394,190	427,409	269,329	158,080
Board of education	262,412	276,693	251,607	25,086
Administration	1,995,467	2,065,996	2,102,106	(36,110)
Fiscal	621,141	637,438	618,278	19,160
Operations and maintenance	2,312,074	2,138,235	2,474,804	(336,569)
Pupil transportation	1,955,332	1,833,971	1,872,095	(38,124)
Central	200,665	185,115	234,383	(49,268)
Other operation of non-instructional services	-	-	248	(248)
Extracurricular activities	322,684	321,799	321,535	264
Debt service:				
Interest and fiscal charges	11,539	11,507	11,507	-
Total expenditures	<u>23,273,693</u>	<u>23,506,200</u>	<u>23,519,188</u>	<u>(12,988)</u>
Excess of revenues over expenditures	<u>1,071,919</u>	<u>839,412</u>	<u>837,394</u>	<u>(2,018)</u>
Other financing sources (uses):				
Refund of prior year's expenditures	70,145	70,145	42,140	(28,005)
Transfers (out)	<u>(195,003)</u>	<u>(195,003)</u>	<u>(21,976)</u>	<u>173,027</u>
Total other financing sources (uses)	<u>(124,858)</u>	<u>(124,858)</u>	<u>20,164</u>	<u>145,022</u>
Net change in fund balance	947,061	714,554	857,558	143,004
Fund balance at beginning of year	7,694,460	7,694,460	7,694,460	-
Prior year encumbrances appropriated	808,246	808,246	808,246	-
Fund balance at end of year	<u>\$ 9,449,767</u>	<u>\$ 9,217,260</u>	<u>\$ 9,360,264</u>	<u>\$ 143,004</u>

SEE ACCOMPANYING NOTES TO THE BASIC FINANCIAL STATEMENTS

**BUCKEYE VALLEY LOCAL SCHOOL DISTRICT
DELAWARE COUNTY, OHIO**

STATEMENT OF FIDUCIARY NET POSITION
FIDUCIARY FUNDS
JUNE 30, 2017

	Private-Purpose Trust	
	Scholarship	Agency
Assets:		
Current assets:		
Equity in pooled cash and cash equivalents	\$ 66,127	\$ 105,729
Total assets.	66,127	\$ 105,729
Liabilities:		
Accounts payable.	-	\$ 8,329
Due to students.	-	66,705
Undistributed monies.	-	30,695
Total liabilities	-	\$ 105,729
Net position:		
Endowments.	25,000	
Held in trust for scholarships	41,127	
Total net position.	\$ 66,127	

SEE ACCOMPANYING NOTES TO THE BASIC FINANCIAL STATEMENTS

**BUCKEYE VALLEY LOCAL SCHOOL DISTRICT
DELAWARE COUNTY, OHIO**

STATEMENT OF CHANGES IN FIDUCIARY NET POSITION
FIDUCIARY FUNDS
FOR THE FISCAL YEAR ENDED JUNE 30, 2017

	Private-Purpose Trust
	Scholarship
Additions:	
Interest.	\$ 17,536
Gifts and contributions.	3,000
Total additions.	20,536
Deductions:	
Scholarships awarded	500
Change in net position	20,036
Net position at beginning of year.	46,091
Net position at end of year	\$ 66,127

SEE ACCOMPANYING NOTES TO THE BASIC FINANCIAL STATEMENTS

**BUCKEYE VALLEY LOCAL SCHOOL DISTRICT
DELAWARE COUNTY, OHIO**

**NOTES TO THE BASIC FINANCIAL STATEMENTS
FOR THE FISCAL YEAR ENDED JUNE 30, 2017**

NOTE 1 - DESCRIPTION OF THE DISTRICT

Buckeye Valley Local School District (the "District") is organized under Article VI, Sections 2 and 3 of the Constitution of the State of Ohio. The District operates under a locally-elected Board form of government consisting of five members elected at-large for staggered four-year terms. The District provides educational services as authorized by State and federal guidelines.

The District was established in 1961. The District serves an area of approximately 196 square miles, and is located in Delaware, Marion, Morrow, and Union Counties. The District is staffed by 87 classified employees, 154 certified teaching personnel, and 13 administrative employees who provide services to 2,236 students and other community members. The District currently operates two elementary schools, a junior high school, a high school, an administration building, and a bus garage.

NOTE 2 - SUMMARY OF SIGNIFICANT ACCOUNTING POLICIES

The basic financial statements of the District have been prepared in conformity with accounting principles generally accepted in the United States of America (GAAP) as applied to governmental units. The Governmental Accounting Standards Board (GASB) is the accepted standard-setting body for establishing governmental accounting and financial reporting principles. The District's significant accounting policies are described below.

A. Reporting Entity

The reporting entity has been defined in accordance with GASB Statement No. 14, "The Financial Reporting Entity" as amended by GASB Statement No. 39, "Determining Whether Certain Organizations Are Component Units" and GASB Statement No. 61, "The Financial Reporting Entity: Omnibus an Amendment of GASB Statements No. 14 and No. 34". The reporting entity is composed of the primary government and component units. The primary government consists of all funds, departments, boards and agencies that are not legally separate from the District. For the District, this includes general operations, food service, and student related activities of the District.

Component units are legally separate organizations for which the District is financially accountable. The District is financially accountable for an organization if the District appoints a voting majority of the organization's Governing Board and (1) the District is able to significantly influence the programs or services performed or provided by the organization; or (2) the District is legally entitled to or can otherwise access the organization's resources; or (3) the District is legally obligated or has otherwise assumed the responsibility to finance the deficits of, or provide financial support to, the organization; or (4) the District is obligated for the debt of the organization. Component units may also include organizations that are fiscally dependent on the District in that the District approves the budget, the issuance of debt or the levying of taxes. Certain organizations are also included as component units if the nature and significance of the relationship between the primary government and the organization is such that exclusion by the primary government would render the primary government's financial statements incomplete or misleading. Based upon the application of these criteria, the District has no component units. The basic financial statements of the reporting entity include only those of the District (the primary government).

**BUCKEYE VALLEY LOCAL SCHOOL DISTRICT
DELAWARE COUNTY, OHIO**

NOTES TO THE BASIC FINANCIAL STATEMENTS
FOR THE FISCAL YEAR ENDED JUNE 30, 2017

NOTE 2 - SUMMARY OF SIGNIFICANT ACCOUNTING POLICIES - (Continued)

The following organizations are described due to their relationship to the District:

JOINTLY GOVERNED ORGANIZATIONS

Metropolitan Educational Technology Association (META) Solutions

The District is a participant in META Solutions which is a computer consortium that resulted from the mergers between Tri-Rivers Educational Computer Association (TRECA), and Metropolitan Educational Council (MEC). META Solutions develops, implements and supports the technology and instructional needs of schools in a cost-effective manner. META Solutions provides instructional, core, technology and purchasing services for its member districts. The Board of Directors consists of the Superintendents from eleven of the member districts. During fiscal year 2017, the District paid META Solutions \$68,807 for services. Financial information can be obtained from Dave Varda, who serves as Chief Financial Officer, 100 Executive Drive, Marion, Ohio 43302.

Delaware Area Career Center

The Delaware Area Career Center (Career Center) is a distinct political subdivision of the State of Ohio that provides vocational education. The Career Center operates under the direction of a Board consisting of one representative from each of the five participating districts' Boards of Education. The Board possesses its own budgeting and taxing authority. The degree of control exercised by the participating districts is limited to their representation on the Board. Financial information can be obtained from the Delaware Area Career Center, 4565 Columbus Pike, Delaware, Ohio 43015.

PUBLIC ENTITY RISK POOLS

Ohio School Plan

The District participates in the Ohio School Plan (Plan), an insurance purchasing pool established under Section 2744.081 of the Ohio Revised Code. The Plan is an unincorporated nonprofit association of its members, which enables the participants to provide for a formalized joint insurance purchasing program for maintaining adequate insurance protection, and provides risk management programs and other administrative services. The Plan's business and affairs are conducted by a 15-member Board consisting of Superintendents, Treasurers, the President of Harcum-Schuett Insurance Agency, Inc., and a member of the Hylant Group, Inc. The Hylant Group, Inc. is the Plan's administrator and is responsible for processing claims. Harcum-Schuett Insurance Agency, Inc. serves as the sales and marketing representative, which establishes agreements between the Plan and its members. Financial information can be obtained from Hylant Administrative Services, LLC, 811 Madison Avenue, P.O. Box 2083, Toledo, Ohio 43603.

Ohio School Boards Association Workers' Compensation Group Rating Plan

The District participates in a group rating plan for workers' compensation as established under Section 4123.29 of the Ohio Revised Code. The Ohio School Boards Association Workers' Compensation Group Rating Plan (GRP) was established through the Ohio School Boards Association (OSBA) as an insurance purchasing pool.

The GRP's business and affairs are conducted by a three-member Board of Directors consisting of the President, the President-Elect, and the Immediate Past President of the OSBA. The Executive Director of the OSBA, or his designee, serves as coordinator of the GRP. Each year, the participants pay an enrollment fee to the GRP to cover the costs of administering the program.

**BUCKEYE VALLEY LOCAL SCHOOL DISTRICT
DELAWARE COUNTY, OHIO**

NOTES TO THE BASIC FINANCIAL STATEMENTS
FOR THE FISCAL YEAR ENDED JUNE 30, 2017

NOTE 2 - SUMMARY OF SIGNIFICANT ACCOUNTING POLICIES - (Continued)

Stark County Schools Council of Governments

The Stark County Schools Council of Governments (Council) is governed by an Assembly, which consists of one representative from each participating school district (usually the Superintendent or designee). The Assembly elects officers for one-year terms to serve as the Board of Directors. The Assembly exercises control over the operation of the Council. All Council revenues are generated from charges for services. The Council has a Health Benefits Program, which is a shared risk pool comprised of an 85-member council (66 of which are member school districts).

B. Basis of Presentation

The District's basic financial statements consist of government-wide financial statements, including a statement of net position and a statement of activities, and fund financial statements that provide a more detailed level of financial information.

Government-wide Financial Statements - The statement of net position and the statement of activities display information about the District as a whole. These statements include the financial activities of the primary government, except for fiduciary funds. These statements usually distinguish between those activities of the District that are governmental activities (primarily supported by taxes and intergovernmental revenues) and those that are considered business-type activities (primarily supported by fees and charges). However, the District has no business-type activities.

The statement of net position presents the financial condition of the governmental activities of the District at fiscal year end. The statement of activities presents a comparison between direct expenses and program revenues for each program or function of the District's governmental activities. Direct expenses are those that are specifically associated with a service, program, or department and, therefore, clearly identifiable to a particular function. Program revenues include charges paid by the recipient of the goods or services offered by the program and grants, contributions, and interest that are restricted to meeting the operational or capital requirements of a particular program. Revenues which are not classified as program revenues are presented as general revenues of the District, with certain limited exceptions. The comparison of direct expenses with program revenues identifies the extent to which each governmental function is self-financing or draws from the general revenues of the District.

Fund Financial Statements - During the fiscal year, the District segregates transactions related to certain District functions or activities in separate funds in order to aid financial management and to demonstrate legal compliance. Fund financial statements are designed to present financial information of the District at this more detailed level. The focus of governmental fund financial statements is on major funds. Each major fund is presented in a separate column. Nonmajor funds are aggregated and presented in a single column. Fiduciary funds are reported by type.

**BUCKEYE VALLEY LOCAL SCHOOL DISTRICT
DELAWARE COUNTY, OHIO**

NOTES TO THE BASIC FINANCIAL STATEMENTS
FOR THE FISCAL YEAR ENDED JUNE 30, 2017

NOTE 2 - SUMMARY OF SIGNIFICANT ACCOUNTING POLICIES - (Continued)

C. Fund Accounting

The District uses funds to maintain its financial records during the fiscal year. A fund is defined as a fiscal and accounting entity with a self-balancing set of accounts. The funds of the District are divided into two categories, governmental and fiduciary.

GOVERNMENTAL FUNDS

Governmental funds are those through which most governmental functions typically are financed. Governmental fund reporting focuses on the sources, uses and balances of current financial resources. Expendable assets are assigned to the various governmental funds according to the purposes for which they may or must be used. Current liabilities are assigned to the fund from which they will be paid. The difference between governmental fund assets plus deferred outflows of resources and liabilities plus deferred inflows of resources is reported as fund balance.

The following are the District's major governmental funds:

General fund - The general fund is used to account for and report all financial resources not accounted for and reported in another fund. The general fund balance is available for any purpose provided it is expended or transferred according to the general laws of Ohio.

Debt service fund - The debt service fund is used to account for the accumulation of resources and payment of general obligation bond and note principal, interest, and related costs.

Building fund - The building fund is used to account for the receipts and expenditures related to all special bond funds in the District and to account for receipts and expenditures involved in the replacement or updating of equipment essential for the instruction of students. Expenditures recorded in this fund represent the costs of acquiring and improving capital facilities, including real property.

Other governmental funds of the District are used to account for (a) financial resources that are restricted, committed, or assigned to expenditures for capital outlays including the acquisition or construction of capital facilities and other capital assets, and (b) specific revenue sources that are restricted or committed to an expenditure for specified purposes other than debt service or capital projects.

FIDUCIARY FUNDS

Fiduciary fund reporting focuses on net position and changes in net position. The fiduciary fund category is split into four classifications: pension trust funds, investment trust funds, private-purpose trust funds, and agency funds. Trust funds are used to account for assets held by the District under a trust agreement for individuals, private organizations, or other governments and are not available to support the District's own programs. The District's private-purpose trust fund accounts for programs that provide college scholarships to students after graduation. Agency funds are custodial in nature (assets equal liabilities) and do not involve measurement of results of operations. The District's agency funds account for various staff-related and student-managed activities.

**BUCKEYE VALLEY LOCAL SCHOOL DISTRICT
DELAWARE COUNTY, OHIO**

NOTES TO THE BASIC FINANCIAL STATEMENTS
FOR THE FISCAL YEAR ENDED JUNE 30, 2017

NOTE 2 - SUMMARY OF SIGNIFICANT ACCOUNTING POLICIES - (Continued)

D. Measurement Focus

Government-wide Financial Statements - The government-wide financial statements are prepared using a flow of economic resources measurement focus. All assets, deferred outflows of resources, liabilities, and deferred inflows of resources associated with the operation of the District are included on the statement of net position. The statement of activities presents increases (e.g., revenues) and decreases (e.g., expenses) in total net position.

Fund Financial Statements - All governmental funds are accounted for using a flow of current financial resources measurement focus. With this measurement focus, only current assets and deferred outflows of resources, and current liabilities and deferred inflows of resources, are generally included on the balance sheet. The statement of revenues, expenditures, and changes in fund balances reflects the sources (i.e., revenues and other financing sources) and uses (i.e., expenditures and other financing uses) of current financial resources. This approach differs from the manner in which the governmental activities of the government-wide financial statements are prepared. Governmental fund financial statements, therefore, include a reconciliation with brief explanations to better identify the relationship between the government-wide statements and the fund financial statements for governmental funds.

Private-purpose trust funds are accounted for using a flow of economic resources measurement focus. Agency funds do not report a measurement focus as they do not report operations.

E. Basis of Accounting

Basis of accounting determines when transactions are recorded in the financial records and reported on the financial statements. Government-wide financial statements are prepared using the accrual basis of accounting. Governmental funds use the modified accrual basis of accounting on the fund financial statements. Fiduciary funds also use the accrual basis of accounting. Differences in the accrual and modified accrual basis of accounting arise in the recognition of revenue, the recording of deferred inflows and deferred outflows of resources, and in the presentation of expenses versus expenditures.

Revenues - Exchange and Nonexchange Transactions - Revenue resulting from exchange transactions, in which each party gives and receives essentially equal value, is recorded on the accrual basis when the exchange takes place. On a modified accrual basis, revenue is recorded in the fiscal year in which the resources are measurable and become available. Available means the resources will be collected within the current fiscal year or are expected to be collected soon enough thereafter to be used to pay liabilities of the current fiscal year. For the District, available means expected to be received within sixty days of fiscal year end.

Nonexchange transactions, in which the District receives value without directly giving equal value in return, include property taxes, income taxes, grants, entitlements, and donations. On the accrual basis, revenue from property taxes is recognized in the fiscal year for which the taxes are levied (See Note 6). Revenue from income taxes is recognized in the fiscal year in which the income is earned (See Note 8). Revenue from grants, entitlements, and donations is recognized in the fiscal year in which all eligibility requirements have been satisfied. Eligibility requirements include timing requirements, which specify the fiscal year when the resources are required to be used or the fiscal year when use is first permitted; matching requirements, in which the District must provide local resources to be used for a specified purpose; and expenditure requirements, in which the resources are provided to the District on a reimbursement basis. On the modified accrual basis, revenue from nonexchange transactions must also be available before it can be recognized.

**BUCKEYE VALLEY LOCAL SCHOOL DISTRICT
DELAWARE COUNTY, OHIO**

NOTES TO THE BASIC FINANCIAL STATEMENTS
FOR THE FISCAL YEAR ENDED JUNE 30, 2017

NOTE 2 - SUMMARY OF SIGNIFICANT ACCOUNTING POLICIES - (Continued)

Under the modified accrual basis, the following revenue sources are considered both measurable and available at fiscal year end: property taxes available as an advance, income taxes, grants, interest, tuition, student fees, and charges for services.

Deferred Outflows of Resources and Deferred Inflows of Resources - In addition to assets, the government-wide statement of net position will report a separate section for deferred outflows of resources. Deferred outflows of resources, represents a consumption of net position that applies to a future period and will not be recognized as an outflow of resources (expense/expenditure) until then. For the District, see Note 11 for deferred outflows of resources related the District's net pension liability. In addition, deferred outflows of resources include a deferred charge on debt refunding. A deferred charge on refunding results from the difference in the carrying value of refunded debt and its reacquisition price. This amount is deferred and amortized over the shorter of the life of the refunded or refunding debt.

In addition to liabilities, both the government-wide statement of net position and the governmental fund financial statements report a separate section for deferred inflows of resources. Deferred inflows of resources represent an acquisition of net position that applies to a future period and will not be recognized as an inflow of resources (revenue) until that time. For the District, deferred inflows of resources include property taxes and unavailable revenue. Property taxes represent amounts for which there is an enforceable legal claim as of June 30, 2017, but which were levied to finance fiscal year 2018 operations. These amounts have been recorded as a deferred inflow of resources on both the government-wide statement of net position and the governmental fund financial statements. Unavailable revenue is reported only on the governmental funds balance sheet, and represents receivables which will not be collected within the available period. For the District, unavailable revenue includes, but is not limited to, delinquent property taxes and intergovernmental grants. These amounts are deferred and recognized as an inflow of resources in the period the amounts become available.

For the District, see Note 11 for deferred inflows of resources related to the District's net pension liability. This deferred inflow of resources is only reported on the government-wide statement of net position.

Expenses/Expenditures - On the accrual basis, expenses are recognized at the time they are incurred. The measurement focus of governmental fund accounting is on decreases in net financial resources (expenditures) rather than expenses. Expenditures are generally recognized in the accounting period in which the related fund liability is incurred, if measurable. Allocations of cost, such as depreciation and amortization, are not recognized in governmental funds.

F. Budgetary Process

The District is required by State statute to adopt an annual appropriated cash basis budget for all funds, except agency funds. The specific timetable is as follows:

1. Prior to January 15, the Superintendent and Treasurer submit to the Board of Education a proposed operating budget for the fiscal year commencing the following July 1. The budget includes proposed expenditures and the means of financing for all funds. Public hearings are publicized and conducted to obtain taxpayers' comments. The purpose of this budget document is to reflect the need for existing (or increased) tax rates.

**BUCKEYE VALLEY LOCAL SCHOOL DISTRICT
DELAWARE COUNTY, OHIO**

**NOTES TO THE BASIC FINANCIAL STATEMENTS
FOR THE FISCAL YEAR ENDED JUNE 30, 2017**

NOTE 2 - SUMMARY OF SIGNIFICANT ACCOUNTING POLICIES - (Continued)

2. By no later than January 20, the Board-adopted budget is filed with the Delaware County Budget Commission for tax rate determination.
3. Prior to April 1, the Board of Education accepts, by formal resolution, the tax rates as determined by the Budget Commission and receives the Commission's certificate of estimated resources which states the projected revenue of each fund. Prior to July 1, the District must revise its budget so that total contemplated expenditures from any fund during the ensuing year will not exceed the amount stated in the certificate of estimated resources. The revised budget then serves as a basis for the appropriation measure. On or about July 1, the certificate of estimated resources is amended to include any unencumbered balances from the preceding year as reported by the District Treasurer. The certificate of estimated resources may be further amended during the year if projected increases or decreases in revenue are identified by the District Treasurer. The amounts reported in the budgetary statement reflect the amounts set forth in the original and final amended certificates of estimated resources issued for fiscal year 2017.
4. By July 1, the annual appropriation resolution is legally enacted by the Board of Education at the function level of expenditures for the general fund and fund level for all other funds, which is the legal level of budgetary control. Budgetary allocations at the object level within the general fund and at the function and object level for all other funds are made by the District Treasurer. State statute permits a temporary appropriation to be effective until no later than October 1 of each year. Appropriations by fund must be within the estimated resources as certified by the County Budget Commission, and the total of expenditures may not exceed the appropriation total.
5. Any revisions that alter the total of any fund appropriation or function level of the general fund must be approved by the Board of Education.
6. Formal budgetary integration is employed as a management control device during the year for all funds consistent with the general obligation bond indenture and other statutory provisions. All funds completed the year within the amount of their legally authorized cash basis appropriation.
7. Appropriation amounts are as originally adopted, or as amended by the Board of Education through the year by supplemental appropriations which either reallocated or increased the original appropriated amounts. All supplemental appropriations were legally enacted by the Board during fiscal year 2017. All amounts reported in the budgetary statement reflect the original appropriations and the final appropriations, including all modifications legally enacted by the Board.
8. Unencumbered appropriations lapse at year end. Encumbered appropriations are carried forward to the succeeding fiscal year and need not be reappropriated. Expenditures may not legally exceed budgeted appropriations at the fund level.

G. Cash and Investments

To improve cash management, cash received by the District is pooled. Monies for all funds are maintained in this pool. Individual fund integrity is maintained through the District's records. Each fund's interest in the pool is presented as "equity in pooled cash and cash equivalents" on the basic financial statements.

**BUCKEYE VALLEY LOCAL SCHOOL DISTRICT
DELAWARE COUNTY, OHIO**

**NOTES TO THE BASIC FINANCIAL STATEMENTS
FOR THE FISCAL YEAR ENDED JUNE 30, 2017**

NOTE 2 - SUMMARY OF SIGNIFICANT ACCOUNTING POLICIES - (Continued)

During fiscal year 2017, investments were limited to U.S. Government money market, negotiable certificates of deposit, federal agency securities, and investments in the State Treasury Asset Reserve of Ohio (STAR Ohio). Except for STAR Ohio discussed below, investments are reported at fair value which is based on quoted market prices.

During fiscal year 2017, the District invested in STAR Ohio. STAR Ohio (the State Treasury Asset Reserve of Ohio), is an investment pool managed by the State Treasurer's Office which allows governments within the State to pool their funds for investment purposes. STAR Ohio is not registered with the SEC as an investment company, but has adopted Governmental Accounting Standards Board (GASB), Statement No. 79, "Certain External Investment Pools and Pool Participants." The District measures its investment in STAR Ohio at the net asset value (NAV) per share provided by STAR Ohio. The NAV per share is calculated on an amortized cost basis that provides an NAV per share that approximates fair value.

For fiscal year 2017, there were no limitations or restrictions on any participant withdrawals due to redemption notice periods, liquidity fees, or redemption gates. However, notice must be given 24 hours in advance of all deposits and withdrawals exceeding \$25 million. STAR Ohio reserves the right to limit the transaction to \$50 million, requiring the excess amount to be transacted the following business day(s), but only to the \$50 million limit. All accounts of the participant will be combined for these purposes.

Following Ohio statutes, the Board of Education has, by resolution, specified the funds to receive an allocation of interest earnings. Interest revenue credited to the general fund during fiscal year 2017 was \$51,663, which includes \$6,058 assigned from other District funds.

For presentation on the basic financial statements, investments of the cash management pool and investments with original maturities of three months or less at the time they are purchased by the District are considered to be cash equivalents. Investments with an initial maturity of more than three months are reported as investments.

An analysis of the District's investment account at fiscal year-end is provided in Note 4.

H. Prepayments

Certain payments to vendors reflect the costs applicable to future accounting periods and are recorded as prepayments in both government-wide and fund financial statements. These items are reported as assets on the statement of net position/balance sheet using the consumption method. A current asset for the prepaid amounts is recorded at the time of the purchase and the expense/expenditure is reported in the year in which services are consumed. At fiscal year-end, because prepayments are not available to finance future governmental fund expenditures, the fund balance is considered nonspendable in an amount equal to the carrying value of the asset on the fund financial statements.

I. Inventory

On government-wide and fund financial statements, purchased inventories are presented at the lower of cost or market and donated commodities are presented at their entitlement value. Inventories are recorded on a first-in, first-out basis and are expensed/expended when used. Inventories are accounted for using the consumption method on the government-wide and fund financial statements.

**BUCKEYE VALLEY LOCAL SCHOOL DISTRICT
DELAWARE COUNTY, OHIO**

NOTES TO THE BASIC FINANCIAL STATEMENTS
FOR THE FISCAL YEAR ENDED JUNE 30, 2017

NOTE 2 - SUMMARY OF SIGNIFICANT ACCOUNTING POLICIES - (Continued)

On the fund financial statements, reported materials and supplies inventory is equally offset by nonspendable fund balance in the governmental funds, which indicates that it does not constitute available spendable resources even though it is a component of net current assets.

Inventory consists of expendable supplies held for consumption, supplies held for resale, donated food and purchased food.

J. Capital Assets

General capital assets are those assets specifically related to governmental activities. These assets generally result from expenditures in the governmental funds. These assets are reported in the governmental activities column of the government-wide statement of net position, but are not reported in the fund financial statements.

All capital assets are capitalized at cost and updated for additions and deductions during the fiscal year. Donated capital assets are recorded at their acquisition value on the date donated. The District maintains a capitalization threshold of \$5,000. Improvements are capitalized. The costs of normal maintenance and repairs that do not add to the value of the asset or materially extend an asset's life are not capitalized.

All capital assets, except land and construction in progress, are depreciated. Improvements are depreciated over the remaining useful lives of the related capital assets. Depreciation is computed using the straight-line method over the following useful lives:

Description	Governmental Activities <u>Estimated Lives</u>
Land improvements	20 - 50 years
Buildings and improvements	25 - 133 years
Furniture and equipment	3 - 50 years
Vehicles	10 - 15 years
Infrastructure	50 years

K. Interfund Balances

On fund financial statements, receivables and payables resulting from short-term interfund loans are classified as "interfund loans receivable/payable", and receivables and payables resulting from short-term interfund loans to cover negative cash balances are classified as "due to/from other funds". These amounts are eliminated in the governmental activities column on the statement of net position.

L. Compensated Absences

Compensated absences of the District consist of vacation leave and sick leave to the extent that payments to the employee for these absences are attributable to services already rendered and are not contingent on a specific event that is outside the control of the District and the employee.

**BUCKEYE VALLEY LOCAL SCHOOL DISTRICT
DELAWARE COUNTY, OHIO**

**NOTES TO THE BASIC FINANCIAL STATEMENTS
FOR THE FISCAL YEAR ENDED JUNE 30, 2017**

NOTE 2 - SUMMARY OF SIGNIFICANT ACCOUNTING POLICIES - (Continued)

In accordance with the provisions of GASB Statement No. 16, "Accounting for Compensated Absences", a liability for vacation leave is accrued if a) the employees' rights to payment are attributable to services already rendered; and b) it is probable that the employer will compensate the employees for the benefits through paid time off or other means, such as cash payment at termination or retirement. An accrual for earned sick leave is made to the extent that it is probable that the benefits will result in termination (severance) payments. A liability for sick leave is accrued using the vesting method; i.e., the liability is based on the sick leave accumulated at June 30, 2017, by those employees who are currently eligible to receive termination (severance) payments, as well as those employees expected to become eligible in the future. For purposes of establishing a liability for sick leave on employees expected to become eligible to retire in the future, all employees with at least ten years of service at any age were considered expected to become eligible to retire in accordance with GASB Statement No. 16.

The total liability for vacation leave and sick leave payments has been calculated using pay rates in effect at June 30, 2017 and reduced to the maximum payment allowed by labor contract and/or statute, plus any applicable additional salary related payments.

The entire compensated absences liability is reported on the government-wide financial statements.

For governmental fund financial statements, compensated absences are recognized as liabilities and expenditures as payments come due each period upon the occurrence of employee resignations and retirements. Any applicable amounts are recorded in the account "compensated absences payable" in the funds from which the employees who have accumulated unpaid leave are paid. The noncurrent portion of the liability is not reported.

M. Accrued Liabilities and Long-Term Obligations

All payables, accrued liabilities and long-term obligations are reported on the government-wide financial statements. In general, governmental fund payables and accrued liabilities that, once incurred, are paid in a timely manner and in full from current financial resources are reported as obligations of the funds. However, compensated absences that are paid from governmental funds are reported as liabilities on the fund financial statements only to the extent that they are due for payment during the current fiscal year. Bonds and capital lease obligations are recognized as liabilities on the fund financial statements when due.

N. Unamortized Bond Premium and Discount/Accounting Gain or Loss

On the government-wide financial statements, bond premiums are deferred and amortized over the term of the bonds using the straight-line method, which approximates the effective interest method. Bond premiums are presented as an addition to the face amount of the bonds.

For bond refundings resulting in the defeasance of debt reported on the government-wide financial statements, the difference between the reacquisition price and the net carrying amount of the old debt is deferred and amortized as a component of interest expense. This accounting gain or loss is amortized over the remaining life of the old debt or the life of the new debt, whichever is shorter, and is presented as a deferred outflow of resources on the statement of net position.

**BUCKEYE VALLEY LOCAL SCHOOL DISTRICT
DELAWARE COUNTY, OHIO**

NOTES TO THE BASIC FINANCIAL STATEMENTS
FOR THE FISCAL YEAR ENDED JUNE 30, 2017

NOTE 2 - SUMMARY OF SIGNIFICANT ACCOUNTING POLICIES - (Continued)

On the governmental fund financial statements, bond premiums are recognized in the current period. A reconciliation between the bonds' face value and the amount reported on the statement of net position is presented in Note 15.

O. Net Position

Net position represents the difference between assets plus deferred outflows of resources and liabilities plus deferred inflows of resources. The net position component "net investment in capital assets," consists of capital assets, net of accumulated depreciation, reduced by the outstanding balances of any borrowing or liabilities used for the acquisition, construction or improvement of those assets. Deferred outflows of resources and deferred inflows of resources that are attributable to the acquisition, construction or improvement of those assets or related debt also should be included in this component of net position. Net position is reported as restricted when there are limitations imposed on its use either through the enabling legislation adopted by the District or through external restrictions imposed by creditors, grantors or laws or regulations of other governments. The amount restricted for other purposes represents amounts restricted for food service operations, the Brandon Wade memorial, and school farm activities.

The District applies restricted resources first when an expense is incurred for purposes for which both restricted and unrestricted net position is available.

P. Fund Balance

Fund balance is divided into five classifications based primarily on the extent to which the District is bound to observe constraints imposed upon the use of the resources in the governmental funds. The classifications are as follows:

Nonspendable - The nonspendable fund balance classification includes amounts that cannot be spent because they are not in spendable form or legally required to be maintained intact. The "not in spendable form" criterion includes items that are not expected to be converted to cash.

Restricted - Fund balance is reported as restricted when constraints are placed on the use of resources that are either externally imposed by creditors (such as through debt covenants), grantors, contributors, or laws or regulations of other governments, or imposed by law through constitutional provisions or enabling legislation.

Committed - The committed fund balance classification includes amounts that can be used only for the specific purposes imposed by a formal action (resolution) of the District Board of Education (the highest level of decision making authority). Those committed amounts cannot be used for any other purpose unless the District Board of Education removes or changes the specified use by taking the same type of action (resolution) it employed to previously commit those amounts. Committed fund balance also incorporates contractual obligations to the extent that existing resources in the fund have been specifically committed for use in satisfying those contractual requirements.

**BUCKEYE VALLEY LOCAL SCHOOL DISTRICT
DELAWARE COUNTY, OHIO**

**NOTES TO THE BASIC FINANCIAL STATEMENTS
FOR THE FISCAL YEAR ENDED JUNE 30, 2017**

NOTE 2 - SUMMARY OF SIGNIFICANT ACCOUNTING POLICIES - (Continued)

Assigned - Amounts in the assigned fund balance classification are intended to be used by the District for specific purposes, but do not meet the criteria to be classified as restricted nor committed. In governmental funds other than the general fund, assigned fund balance represents the remaining amount that is not restricted or committed. In the general fund, assigned amounts represent intended uses established by policies of the District Board of Education, which includes giving the Treasurer the authority to constrain monies for intended purposes.

Unassigned - Unassigned fund balance is the residual classification for the general fund and includes all spendable amounts not contained in the other classifications. In other governmental funds, the unassigned classification is only used to report a deficit fund balance resulting from overspending for specific purposes for which amounts had been restricted, committed, or assigned.

The District applies restricted resources first when expenditures are incurred for purposes for which restricted and unrestricted (committed, assigned, and unassigned) fund balance is available. Similarly, within unrestricted fund balance, committed amounts are reduced first followed by assigned, and then unassigned amounts when expenditures are incurred for purposes for which amounts in any of the unrestricted fund balance classifications could be used.

Q. Interfund Activity

Exchange transactions between funds are reported as revenues in the seller funds and as expenses/expenditures in the purchaser funds. Flows of cash or goods from one fund to another without a requirement for repayment are reported as interfund transfers. Interfund transfers are reported as other financing sources/uses in governmental funds. Repayments from funds responsible for particular expenses/expenditures to the funds that initially paid for them are not presented on the basic financial statements. The District did not report any interfund activity during fiscal year 2017.

R. Pensions

For purposes of measuring the net pension liability, deferred outflows of resources and deferred inflows of resources related to pensions, and pension expense, information about the fiduciary net position of the pension plans and additions to/deductions from their fiduciary net position have been determined on the same basis as they are reported by the pension systems. For this purpose, benefit payments (including refunds of employee contributions) are recognized when due and payable in accordance with the benefit terms. The pension systems report investments at fair value.

S. Estimates

The preparation of the basic financial statements in conformity with GAAP requires management to make estimates and assumptions that affect the amounts reported in the basic financial statements and accompanying notes. Actual results may differ from those estimates.

T. Extraordinary and Special Items

Extraordinary items are transactions or events that are both unusual in nature and infrequent in occurrence. Special items are transactions or events that are within the control of the Board of Education and that are either unusual in nature or infrequent in occurrence. Neither type of transaction occurred during fiscal year 2017.

**BUCKEYE VALLEY LOCAL SCHOOL DISTRICT
DELAWARE COUNTY, OHIO**

NOTES TO THE BASIC FINANCIAL STATEMENTS
FOR THE FISCAL YEAR ENDED JUNE 30, 2017

NOTE 2 - SUMMARY OF SIGNIFICANT ACCOUNTING POLICIES - (Continued)

U. Fair Market Value

The District categorizes its fair value measurements within the fair value hierarchy established by generally accepted accounting principles. The hierarchy is based on the valuations inputs used to measure the fair value of the asset. Level 1 inputs are quoted prices in active markets for identical assets; Level 2 inputs are significant other observable inputs; Level 3 inputs are significant unobservable inputs.

NOTE 3 - ACCOUNTABILITY AND COMPLIANCE

A. Change in Accounting Principles

For fiscal year 2017, the District has implemented GASB Statement No. 77, “*Tax Abatement Disclosures*”, GASB Statement No. 78, “*Pensions Provided Through Certain Multiple-Employer Defined Benefit Pension Plans*”, GASB Statement No. 80, “*Blending Requirements for Certain Component Units - An Amendment of GASB Statement No. 14*” and GASB Statement No. 82, “*Pension Issues - An Amendment of GASB Statements No. 67, No. 68 and No. 73*”.

GASB Statement No. 77 requires governments that enter into tax abatement agreements to disclose certain information about the agreement. GASB Statement No. 77 also requires disclosures related to tax abatement agreements that have been entered into by other governments that reduce the reporting government’s tax revenues. The implementation of GASB Statement No. 77 did not have an effect on the financial statements of the District.

GASB Statement No. 78 establishes accounting and financial reporting standards for defined benefit pensions provided to the employees of state or local governmental employers through a cost-sharing multiple-employer defined benefit pension plan (cost-sharing pension plan) that meets the criteria in paragraph 4 of Statement 68 and that (a) is not a state or local governmental pension plan, (b) is used to provide defined benefit pensions both to employees of state or local governmental employers and to employees of employers that are not state or local governmental employers, and (c) has no predominant state or local governmental employer (either individually or collectively with other state or local governmental employers that provide pensions through the pension plan). The implementation of GASB Statement No. 78 did not have an effect on the financial statements of the District.

GASB Statement No. 80 improves the financial reporting by clarifying the financial statement presentation requirements for certain component units. This Statement applies to component units that are organized as not-for-profit corporations in which the primary government is the sole corporate member. The implementation of GASB Statement No. 80 did not have an effect on the financial statements of the District.

GASB Statement No. 82 addresses issues regarding (1) the presentation of payroll-related measures in required supplementary information, (2) the selection of assumptions and the treatment of deviations from the guidance in an Actuarial Standard of Practice for financial reporting purposes, and (3) the classification of payments made by employers to satisfy employee (plan member) contribution requirements. The implementation of GASB Statement No. 82 did not have an effect on the financial statements of the District.

**BUCKEYE VALLEY LOCAL SCHOOL DISTRICT
DELAWARE COUNTY, OHIO**

NOTES TO THE BASIC FINANCIAL STATEMENTS
FOR THE FISCAL YEAR ENDED JUNE 30, 2017

NOTE 3 - ACCOUNTABILITY AND COMPLIANCE (Continued)

B. Deficit Fund Balances

Fund balances at June 30, 2017 included the following individual fund deficits:

<u>Nonmajor funds</u>	<u>Deficit</u>
IDEA Part B	\$ 88,831
IDEA Part B - Preschool Stimulus	4,465
Improving Teacher Quality	20,950

The general fund is liable for any deficit in these funds and provides transfers when cash is required, not when accruals occur. The deficit fund balances resulted from adjustments for accrued liabilities.

NOTE 4 - DEPOSITS AND INVESTMENTS

State statutes classify monies held by the District into three categories.

Active deposits are public deposits necessary to meet current demands on the treasury. Such monies must be maintained either as cash in the District treasury, in commercial accounts payable or withdrawable on demand, including negotiable order of withdrawal (NOW) accounts, or in money market deposit accounts.

Inactive deposits are public deposits that the Board of Education has identified as not required for use within the current five year period of designation of depositories. Inactive deposits must either be evidenced by certificates of deposit maturing not later than the end of the current period of designation of depositories, or by savings or deposit accounts including, but not limited to, passbook accounts.

Interim deposits are deposits of interim monies. Interim monies are those monies which are not needed for immediate use, but which will be needed before the end of the current period of designation of depositories.

Interim deposits must be evidenced by time certificates of deposit maturing not more than one year from the date of deposit or by savings or deposit accounts including passbook accounts.

Interim monies may be deposited or invested in the following securities:

1. United States Treasury Notes, Bills, Bonds, or any other obligation or security issued by the United States Treasury or any other obligation guaranteed as to principal and interest by the United States;
2. Bonds, notes, debentures, or any other obligations or securities issued by any federal government agency or instrumentality, including, but not limited to, the Federal National Mortgage Association, Federal Home Loan Bank, Federal Farm Credit Bank, Federal Home Loan Mortgage Corporation, Government National Mortgage Association, and Student Loan Marketing Association. All federal agency securities shall be direct issuances of federal government agencies or instrumentalities;
3. Written repurchase agreements in the securities listed above provided that the market value of the securities subject to the repurchase agreement must exceed the principal value of the agreement by at least two percent and be marked to market daily, and that the term of the agreement must not exceed thirty days;

**BUCKEYE VALLEY LOCAL SCHOOL DISTRICT
DELAWARE COUNTY, OHIO**

**NOTES TO THE BASIC FINANCIAL STATEMENTS
FOR THE FISCAL YEAR ENDED JUNE 30, 2017**

NOTE 4 - DEPOSITS AND INVESTMENTS - (Continued)

4. Bonds and other obligations of the State of Ohio;
5. No-load money market mutual funds consisting exclusively of obligations described in items (1) and (2) above and repurchase agreements secured by such obligations, provided that investments in securities described in this division are made only through eligible institutions;
6. The State Treasurer's investment pool (STAR Ohio);
7. Certain banker's acceptance and commercial paper notes for a period not to exceed one hundred eighty days from the purchase date in an amount not to exceed twenty-five percent of the interim monies available for investment at any one time; and,
8. Under limited circumstances, corporate debt interests rated in either of the two highest classifications by at least two nationally recognized rating agencies.

Protection of the District's deposits is provided by the Federal Deposit Insurance Corporation (FDIC), by eligible securities pledged by the financial institution as security for repayment, by surety company bonds deposited with the Treasurer by the financial institution or by a single collateral pool established by the financial institution to secure the repayment of all public monies deposited with the institution.

Investments in stripped principal or interest obligations, reverse repurchase agreements and derivatives are prohibited. The issuance of taxable notes for the purpose of arbitrage, the use of leverage and short selling are also prohibited. An investment must mature within five years from the date of purchase unless matched to a specific obligation or debt of the District, and must be purchased with the expectation that it will be held to maturity. Investments may only be made through specified dealers and institutions. Payment for investments may be made only upon delivery of the securities representing the investments to the Treasurer or, if the securities are not represented by a certificate, upon receipt of confirmation of transfer from the custodian.

A. Cash on Hand

At June 30, 2017, the District had \$3,675 in undeposited cash on hand, which is included on the basic financial statements of the District as part of "equity in pooled cash and cash equivalents".

B. Deposits with Financial Institutions

At June 30, 2017, the carrying amount of all District deposits was \$6,015,212. Based on the criteria described in GASB Statement No. 40, "Deposits and Investment Risk Disclosures", as of June 30, 2017, \$1,914,259 of the District's bank balance of \$6,722,160 was exposed to custodial risk as discussed below, while \$4,807,901 was covered by the FDIC.

**BUCKEYE VALLEY LOCAL SCHOOL DISTRICT
DELAWARE COUNTY, OHIO**

NOTES TO THE BASIC FINANCIAL STATEMENTS
FOR THE FISCAL YEAR ENDED JUNE 30, 2017

NOTE 4 - DEPOSITS AND INVESTMENTS - (Continued)

Custodial credit risk is the risk that, in the event of bank failure, the District's deposits may not be returned. All deposits are collateralized with eligible securities in amounts equal to at least 105% of the carrying value of the deposits. Such collateral, as permitted by the Ohio Revised Code, is held in single financial institution collateral pools at Federal Reserve Banks, or at member banks of the federal reserve system, in the name of the respective depository bank and pledged as a pool of collateral against all of the public deposits it holds or as specific collateral held at the Federal Reserve Bank in the name of the District. The District has no deposit policy for custodial credit risk beyond the requirements of State statute. Although the securities were held by the pledging institutions' trust department and all statutory requirements for the deposit of money had been followed, noncompliance with federal requirements could potentially subject the District to a successful claim by the FDIC.

C. Investments

As of June 30, 2017, the District had the following investment and maturity:

Measurement/ Investment type	Measurement Value	Investment Maturity				
		6 Months or Less	7 to 12 months	13 to 18 months	19 to 24 months	Greater Than 24 Months
Fair value:						
U.S. Govt Money Market	\$ 5,683,361	\$ 5,683,361	\$ -	\$ -	\$ -	\$ -
Negotiable CD's	10,429,661	2,102,751	5,839,285	1,743,811	743,814	-
FNMA	1,450,918	953,453	-	-	497,465	-
FHLMC	7,589,895	1,999,860	-	5,089,985	-	500,050
FFCB	999,230	999,230	-	-	-	-
FHLB	6,979,540	-	4,992,000	1,987,540	-	-
Amortized cost:						
STAR Ohio	<u>5,999,024</u>	<u>5,999,024</u>	<u>-</u>	<u>-</u>	<u>-</u>	<u>-</u>
Total	<u>\$ 39,131,629</u>	<u>\$ 17,737,679</u>	<u>\$ 10,831,285</u>	<u>\$ 8,821,336</u>	<u>\$ 1,241,279</u>	<u>\$ 500,050</u>

The weighted average of maturity of investments is 0.64 years.

The District's investments in U.S. Government money market mutual funds are valued using quoted market prices in active markets (Level 1 inputs). The District's investments in federal agency securities (FNMA, FHLMC, FFCB, FHLB) and negotiable CD's are valued using quoted prices in markets that are not considered to be active, dealer quotations or alternative pricing sources for similar assets or liabilities for which all significant inputs are observable, either directly or indirectly (Level 2 inputs).

Interest Rate Risk: Interest rate risk arises when potential purchasers of debt securities will not agree to pay face value for those securities if interest rates subsequently increase. As a means of limiting its exposure to fair value losses arising from rising interest rates and according to State law, the District's investment policy limits investment portfolio maturities to five years or less.

**BUCKEYE VALLEY LOCAL SCHOOL DISTRICT
DELAWARE COUNTY, OHIO**

NOTES TO THE BASIC FINANCIAL STATEMENTS
FOR THE FISCAL YEAR ENDED JUNE 30, 2017

NOTE 4 - DEPOSITS AND INVESTMENTS - (Continued)

Credit Risk: The District's investments in federal agency securities were rated AA+ and Aaa by Standard and Poor's and Moody's Investor Services, respectively. Standard & Poor's has assigned STAR Ohio and the U.S. Government money market an AAAM money market rating. Ohio law requires that STAR Ohio maintain the highest rating provided by at least one nationally recognized standard rating service. The District's investment policy does not specifically address credit risk beyond requiring the District to only invest in securities authorized by State statute.

Custodial Credit Risk: For an investment, custodial credit risk is the risk that, in the event of the failure of the counterparty, the District will not be able to recover the value of its investments or collateral securities that are in the possession of an outside party. The District has no investment policy dealing with investment custodial credit risk beyond the requirement in State statute that prohibits payment for investments prior to the delivery of the securities representing such investments to the Treasurer or qualified trustee.

Concentration of Credit Risk: The District places no limit on the amount that may be invested in any one issuer. The following table includes the percentage of each investment type held by the District at June 30, 2017:

<u>Measurement/ Investment type</u>	<u>Measurement Value</u>	<u>% of Total</u>
Fair value:		
U.S. Govt Money Market	\$ 5,683,361	14.52
Negotiable CDs	10,429,661	26.65
FNMA	1,450,918	3.71
FHLMC	7,589,895	19.40
FFCB	999,230	2.55
FHLB	6,979,540	17.84
Amortized cost:		
STAR Ohio	<u>5,999,024</u>	<u>15.33</u>
<u>Total</u>	<u>\$ 39,131,629</u>	<u>100.00</u>

D. Reconciliation of Cash and Investments to the Statement of Net Position

The following is a reconciliation of cash and investments as reported in the note above to cash and investments as reported on the statement of net position as of June 30, 2017:

<u>Cash and investments per note</u>	
Carrying amount of deposits	\$ 6,015,212
Investments	39,131,629
Cash on hand	<u>3,675</u>
Total	<u>\$ 45,150,516</u>

**BUCKEYE VALLEY LOCAL SCHOOL DISTRICT
DELAWARE COUNTY, OHIO**

NOTES TO THE BASIC FINANCIAL STATEMENTS
FOR THE FISCAL YEAR ENDED JUNE 30, 2017

NOTE 4 - DEPOSITS AND INVESTMENTS - (Continued)

<u>Cash and investments per statement of net position</u>	
Governmental activities	\$ 44,978,660
Private-purpose trust funds	66,127
Agency funds	<u>105,729</u>
Total	<u>\$ 45,150,516</u>

NOTE 5 - INTERFUND TRANSACTIONS

Amounts due to/from other funds consisted of the following at June 30, 2017, as reported on the fund financial statements:

<u>Receivable Fund</u>	<u>Payable Funds</u>	<u>Amount</u>
General	Nonmajor governmental	<u>\$ 147,811</u>

The primary purpose of these interfund balances is to cover negative cash balances in specific funds where revenues were requested, but were not received by June 30. These interfund balances will be repaid once the anticipated revenues are received. The District met the exception requirements of Ohio Revised Code Section 3315.20, allowing negative cash balances in these funds.

Interfund balances between governmental funds are eliminated on the government-wide financial statements; therefore, no internal balances at June 30, 2017 are reported on the statement of net position.

NOTE 6 - PROPERTY TAXES

Property taxes are levied and assessed on a calendar year basis while the District fiscal year runs from July through June. First half tax collections are received by the District in the second half of the fiscal year. Second half tax distributions occur in the first half of the following fiscal year.

Property taxes include amounts levied against all real property and public utility property. Real property tax revenues received in calendar year 2017 represent the collection of calendar year 2016 taxes. Real property taxes received in calendar year 2017 were levied after April 1, 2016, on the assessed values as of January 1, 2016, the lien date. Assessed values for real property taxes are established by State statute at 35 percent of appraised market value. Real property taxes are payable annually or semiannually. If paid annually, payment is due December 31; if paid semiannually, the first payment is due December 31, with the remainder payable by June 20. Under certain circumstances, State statute permits alternate payment dates to be established. Public utility property tax revenues received in calendar year 2017 represent the collection of calendar year 2016 taxes. Public utility real and personal property taxes received in calendar year 2017 became a lien on December 31, 2015, were levied after April 1, 2016, and are collected with real property taxes. Public utility real property is assessed at 35 percent of true value; public utility tangible personal property is currently assessed at varying percentages of true value.

**BUCKEYE VALLEY LOCAL SCHOOL DISTRICT
DELAWARE COUNTY, OHIO**

NOTES TO THE BASIC FINANCIAL STATEMENTS
FOR THE FISCAL YEAR ENDED JUNE 30, 2017

NOTE 6 - PROPERTY TAXES (Continued)

The District receives property taxes from Delaware, Morrow, Union, and Marion Counties. The County Auditors periodically advance to the District its portion of the taxes collected. Second-half real property tax payments collected by the Counties by June 30, 2017, are available to finance fiscal year 2017 operations. The amount available as an advance at June 30, 2017 was \$2,611,113 in the general fund, \$641,176 in the debt service fund, and \$194,765 in the permanent improvement fund (a nonmajor governmental fund). This amount is recorded as revenue. The amount available for advance at June 30, 2016 was \$2,544,240 in the general fund, \$950,317 in the debt service fund, and \$190,113 in the permanent improvement fund (a nonmajor governmental fund). The amount of second-half real property taxes available for advance at fiscal year-end can vary based on the date the tax bills are sent.

Accrued property taxes receivable includes real property, public utility property and delinquent tangible personal property taxes which are measurable as of June 30, 2017 and for which there is an enforceable legal claim. Although total property tax collections for the next fiscal year are measurable, only the amount of real property taxes available as an advance at June 30 was levied to finance current fiscal year operations and is reported as revenue at fiscal year end. The portion of the receivable not levied to finance current fiscal year operations is offset by a credit to deferred inflows of resources.

On the accrual basis of accounting, collectible delinquent property taxes have been recorded as a receivable and revenue, while on a modified accrual basis of accounting the revenue has been reported as a deferred inflow of resources.

The assessed values upon which the fiscal year 2017 taxes were collected are:

	2016 Second Half Collections		2017 First Half Collections	
	<u>Amount</u>	<u>Percent</u>	<u>Amount</u>	<u>Percent</u>
Agricultural/residential and other real estate	\$ 579,735,840	97.02	\$ 585,790,890	96.76
Public utility personal	<u>17,813,190</u>	<u>2.98</u>	<u>19,622,170</u>	<u>3.24</u>
Total	<u>\$ 597,549,030</u>	<u>100.00</u>	<u>\$ 605,413,060</u>	<u>100.00</u>
Tax rate per \$1,000 of assessed valuation	\$ 37.30		\$ 35.00	

**BUCKEYE VALLEY LOCAL SCHOOL DISTRICT
DELAWARE COUNTY, OHIO**

**NOTES TO THE BASIC FINANCIAL STATEMENTS
FOR THE FISCAL YEAR ENDED JUNE 30, 2017**

NOTE 7 - RECEIVABLES

Receivables at June 30, 2017 consisted of property taxes, income taxes, accounts (student fees and billings for user charged services), accrued interest, and intergovernmental grants and entitlements. All receivables are considered collectible in full due to the ability to foreclose for the nonpayment of taxes, the stable condition of State programs, and the current year guarantee of federal funds. All receivables, except property taxes, are expected to be collected within one year. Property taxes, although ultimately collectible, include some portion of delinquencies that will not be collected within one year. A list of the principal items of receivables reported on the statement of net position follows:

Governmental activities:

Property taxes	\$ 14,276,006
Income taxes	2,744,577
Accounts	32,491
Accrued interest	63,121
Intergovernmental	<u>489,076</u>
Total	<u>\$ 17,605,271</u>

NOTE 8 - INCOME TAX

The District levies a voted tax of 1 percent for general operations on the income of residents and of estates. The tax was effective on January 1, 1993, and is for a continuing period. Employers of residents are required to withhold income tax on compensation and remit the tax to the State. Taxpayers are required to file an annual return. The State makes quarterly distributions to the District after withholding amounts for administrative fees and estimated refunds. Income tax revenue of \$6,149,904 was credited to the general fund during fiscal year 2017.

**BUCKEYE VALLEY LOCAL SCHOOL DISTRICT
DELAWARE COUNTY, OHIO**

NOTES TO THE BASIC FINANCIAL STATEMENTS
FOR THE FISCAL YEAR ENDED JUNE 30, 2017

NOTE 9 - CAPITAL ASSETS

Capital asset activity for the fiscal year ended June 30, 2017, was as follows:

	Balance <u>July 1, 2016</u>	<u>Additions</u>	<u>Deductions</u>	Balance <u>June 30, 2017</u>
Governmental activities:				
<i>Capital assets, not being depreciated:</i>				
Land	\$ 1,043,740	\$ -	\$ -	\$ 1,043,740
Construction in progress	<u>574,543</u>	<u>1,127,764</u>	<u>-</u>	<u>1,702,307</u>
Total capital assets, not being depreciated	<u>1,618,283</u>	<u>1,127,764</u>	<u>-</u>	<u>2,746,047</u>
<i>Capital assets, being depreciated:</i>				
Land improvements	2,209,723	11,507	-	2,221,230
Buildings and improvements	32,721,714	11,701	-	32,733,415
Furniture and equipment	2,256,125	2,405,572	-	4,661,697
Vehicles	3,100,695	288,783	-	3,389,478
Infrastructure	<u>154,668</u>	<u>-</u>	<u>-</u>	<u>154,668</u>
Total capital assets, being depreciated	<u>40,442,925</u>	<u>2,717,563</u>	<u>-</u>	<u>43,160,488</u>
<i>Less: accumulated depreciation:</i>				
Land improvements	(809,798)	(73,712)	-	(883,510)
Buildings and improvements	(7,268,397)	(455,384)	-	(7,723,781)
Furniture and equipment	(1,279,639)	(176,958)	-	(1,456,597)
Vehicles	(2,138,486)	(227,105)	-	(2,365,591)
Infrastructure	<u>(83,271)</u>	<u>(2,734)</u>	<u>-</u>	<u>(86,005)</u>
Total accumulated depreciation	<u>(11,579,591)</u>	<u>(935,893)</u>	<u>-</u>	<u>(12,515,484)</u>
Depreciable capital assets, net	<u>28,863,334</u>	<u>1,781,670</u>	<u>-</u>	<u>30,645,004</u>
Governmental activities capital assets, net	<u>\$ 30,481,617</u>	<u>\$ 2,909,434</u>	<u>\$ -</u>	<u>\$ 33,391,051</u>

**BUCKEYE VALLEY LOCAL SCHOOL DISTRICT
DELAWARE COUNTY, OHIO**

NOTES TO THE BASIC FINANCIAL STATEMENTS
FOR THE FISCAL YEAR ENDED JUNE 30, 2017

NOTE 9 - CAPITAL ASSETS - (Continued)

Depreciation expense was charged to governmental activities as follows:

<u>Instruction:</u>	
Regular	\$ 464,486
Special	15,382
Vocational	9,198
<u>Support services:</u>	
Pupil	9,224
Instructional staff	24,200
Administration	27,844
Fiscal	358
Operations and maintenance	68,352
Pupil transportation	209,790
<u>Operation of non-instructional services:</u>	
Other non-instructional services	12,758
Food service operations	9,186
Extracurricular activities	<u>85,115</u>
Total depreciation expense	<u>\$ 935,893</u>

NOTE 10 - RISK MANAGEMENT

A. Property and Liability

The District is exposed to various risks of loss related to torts; theft of, damage to, and destruction of assets; errors and omissions; injuries to employees; and natural disasters.

For fiscal year 2017, the District participated in the Ohio School Plan (Plan), an insurance purchasing pool. Each participant enters into an individual agreement with the Plan for insurance coverage and pays annual premiums to the Plan based on the types and limits of coverage and deductibles selected by the participant.

Coverage provided by the Ohio School Plan is as follows:

Automobile Liability	\$2,000,000
Uninsured Motorist	1,000,000
Buildings and Contents/Boiler and Machinery	87,662,833
General District Liability	
Per Occurrence	2,000,000
Total Per Year	4,000,000
Excess Liability	2,000,000

Settled claims have not exceeded this commercial coverage in any of the past three fiscal years, and there has been no significant reduction in insurance coverage from the prior fiscal year.

**BUCKEYE VALLEY LOCAL SCHOOL DISTRICT
DELAWARE COUNTY, OHIO**

NOTES TO THE BASIC FINANCIAL STATEMENTS
FOR THE FISCAL YEAR ENDED JUNE 30, 2017

NOTE 10 - RISK MANAGEMENT - (Continued)

B. Workers' Compensation Rating Plan

During fiscal year 2017, the District participated in the Ohio School Boards Association Workers' Compensation Group Rating Plan (GRP), an insurance purchasing pool. The intent of the GRP is to achieve the benefit of a reduced premium for the District by virtue of its grouping and representation with other participants in the GRP. The workers' compensation experience of the participants is calculated as one experience and a common premium rate is applied to all participants in the GRP. Each participant pays its workers' compensation premium to the State based on the rate for the GRP rather than its individual rate.

Participation in the GRP is limited to participants that can meet the GRP's selection criteria. The firm of CompManagement, Inc. provides administrative, cost control, and actuarial services to the GRP.

C. Employee Group Insurance Benefits

During fiscal year 2017, the District participated in the Stark County Schools Council of Governments Health Benefits Program to provide employee medical/surgical and dental benefits. The Stark County Schools Council's Health Benefits Program is a shared risk pool comprised of an 85-member council (66 of which are member school districts). Rates are set through an annual calculation process. The District pays a monthly contribution, which is paid in a common fund from which claims payments are made for all participants regardless of claims flow. The Board of Directors has the right to return monies to an exiting participant subsequent to the settlements of all outstanding expenses and claims.

NOTE 11 - DEFINED BENEFIT PENSION PLANS

Net Pension Liability

The net pension liability reported on the statement of net position represents a liability to employees for pensions. Pensions are a component of exchange transactions—between an employer and its employees—of salaries and benefits for employee services. Pensions are provided to an employee—on a deferred-payment basis—as part of the total compensation package offered by an employer for employee services each financial period. The obligation to sacrifice resources for pensions is a present obligation because it was created as a result of employment exchanges that already have occurred.

The net pension liability represents the School District's proportionate share of each pension plan's collective actuarial present value of projected benefit payments attributable to past periods of service, net of each pension plan's fiduciary net position. The net pension liability calculation is dependent on critical long-term variables, including estimated average life expectancies, earnings on investments, cost of living adjustments and others. While these estimates use the best information available, unknowable future events require adjusting this estimate annually.

The Ohio Revised Code limits the School District's obligation for this liability to annually required payments. The School District cannot control benefit terms or the manner in which pensions are financed; however, the School District does receive the benefit of employees' services in exchange for compensation including pension.

**BUCKEYE VALLEY LOCAL SCHOOL DISTRICT
DELAWARE COUNTY, OHIO**

NOTES TO THE BASIC FINANCIAL STATEMENTS
FOR THE FISCAL YEAR ENDED JUNE 30, 2017

NOTE 11 - DEFINED BENEFIT PENSION PLANS - (Continued)

GASB 68 assumes the liability is solely the obligation of the employer, because (1) they benefit from employee services; and (2) State statute requires all funding to come from these employers. All contributions to date have come solely from these employers (which also includes costs paid in the form of withholdings from employees). State statute requires the pension plans to amortize unfunded liabilities within 30 years. If the amortization period exceeds 30 years, each pension plan's board must propose corrective action to the State legislature. Any resulting legislative change to benefits or funding could significantly affect the net pension liability. Resulting adjustments to the net pension liability would be effective when the changes are legally enforceable.

The proportionate share of each plan's unfunded benefits is presented as a long-term *net pension liability* on the accrual basis of accounting. Any liability for the contractually-required pension contribution outstanding at the end of the year is included in *pension and postemployment benefits payable* on both the accrual and modified accrual bases of accounting.

Plan Description - School Employees Retirement System (SERS)

Plan Description –School District non-teaching employees participate in SERS, a cost-sharing multiple-employer defined benefit pension plan administered by SERS. SERS provides retirement, disability and survivor benefits, annual cost-of-living adjustments, and death benefits to plan members and beneficiaries. Authority to establish and amend benefits is provided by Ohio Revised Code Chapter 3309. SERS issues a publicly available, stand-alone financial report that includes financial statements, required supplementary information and detailed information about SERS' fiduciary net position. That report can be obtained by visiting the SERS website at www.ohsers.org under Employers/Audit Resources.

Age and service requirements for retirement are as follows:

	Eligible to Retire on or before August 1, 2017 *	Eligible to Retire after August 1, 2017
Full Benefits	Any age with 30 years of service credit	Age 67 with 10 years of service credit; or Age 57 with 30 years of service credit
Actuarially Reduced Benefits	Age 60 with 5 years of service credit Age 55 with 25 years of service credit	Age 62 with 10 years of service credit; or Age 60 with 25 years of service credit

* Members with 25 years of service credit as of August 1, 2017, will be included in this plan.

Annual retirement benefits are calculated based on final average salary multiplied by a percentage that varies based on year of service; 2.2 percent for the first thirty years of service and 2.5 percent for years of service credit over 30. Final average salary is the average of the highest three years of salary.

One year after an effective benefit date, a benefit recipient is entitled to a three percent cost-of-living adjustment (COLA). This same COLA is added each year to the base benefit amount on the anniversary date of the benefit.

**BUCKEYE VALLEY LOCAL SCHOOL DISTRICT
DELAWARE COUNTY, OHIO**

**NOTES TO THE BASIC FINANCIAL STATEMENTS
FOR THE FISCAL YEAR ENDED JUNE 30, 2017**

NOTE 11 - DEFINED BENEFIT PENSION PLANS - (Continued)

Funding Policy – Plan members are required to contribute 10 percent of their annual covered salary and the School District is required to contribute 14 percent of annual covered payroll. The contribution requirements of plan members and employers are established and may be amended by the SERS' Retirement Board up to statutory maximum amounts of 10 percent for plan members and 14 percent for employers. The Retirement Board, acting with the advice of the actuary, allocates the employer contribution rate among four of the System's funds (Pension Trust Fund, Death Benefit Fund, Medicare B Fund, and Health Care Fund). For the fiscal year ended June 30, 2017, the entire 14 percent was allocated to pension, death benefits, and Medicare B and no portion of the employer contribution rate was allocated to the Health Care Fund.

The School District's contractually required contribution to SERS was \$410,544 for fiscal year 2017. Of this amount, \$26,801 is reported as pension and postemployment benefits payable.

Plan Description - State Teachers Retirement System (STRS)

Plan Description –School District licensed teachers and other faculty members participate in STRS Ohio, a cost-sharing multiple-employer public employee retirement system administered by STRS. STRS provides retirement and disability benefits to members and death and survivor benefits to beneficiaries. STRS issues a stand-alone financial report that includes financial statements, required supplementary information and detailed information about STRS' fiduciary net position. That report can be obtained by writing to STRS, 275 E. Broad St., Columbus, OH 43215-3771, by calling (888) 227-7877, or by visiting the STRS Web site at www.strsoh.org.

New members have a choice of three retirement plans; a Defined Benefit (DB) Plan, a Defined Contribution (DC) Plan and a Combined Plan. Benefits are established by Ohio Revised Code Chapter 3307. The DB plan offers an annual retirement allowance based on final average salary multiplied by a percentage that varies based on years of service. Effective August 1, 2015, the calculation will be 2.2 percent of final average salary for the five highest years of earnings multiplied by all years of service. With certain exceptions, the basic benefit is increased each year by two percent of the original base benefit. For members retiring August 1, 2013, or later, the first two percent is paid on the fifth anniversary of the retirement benefit. Members are eligible to retire at age 60 with five years of qualifying service credit, or age 55 with 25 years of service, or 30 years of service regardless of age. Age and service requirements for retirement will increase effective August 1, 2015, and will continue to increase periodically until they reach age 60 with 35 years of service or age 65 with five years of service on August 1, 2026.

The DC Plan allows members to place all their member contributions and 9.5 percent of the 14 percent employer contributions into an investment account. Investment allocation decisions are determined by the member. The remaining 4.5 percent of the 14 percent employer rate is allocated to the defined benefit unfunded liability. A member is eligible to receive a retirement benefit at age 50 and termination of employment. The member may elect to receive a lifetime monthly annuity or a lump sum withdrawal.

The Combined Plan offers features of both the DB Plan and the DC Plan. In the Combined Plan, member contributions are allocated among investment choices by the member, and employer contributions are used to fund the defined benefit payment at a reduced level from the regular DB Plan. The defined benefit portion of the Combined Plan payment is payable to a member on or after age 60 with five years of services. The defined contribution portion of the account may be taken as a lump sum payment or converted to a lifetime monthly annuity at age 50.

**BUCKEYE VALLEY LOCAL SCHOOL DISTRICT
DELAWARE COUNTY, OHIO**

NOTES TO THE BASIC FINANCIAL STATEMENTS
FOR THE FISCAL YEAR ENDED JUNE 30, 2017

NOTE 11 - DEFINED BENEFIT PENSION PLANS - (Continued)

New members who choose the DC plan or Combined Plan will have another opportunity to reselect a permanent plan during their fifth year of membership. Members may remain in the same plan or transfer to another STRS plan. The optional annuitization of a member's defined contribution account or the defined contribution portion of a member's Combined Plan account to a lifetime benefit results in STRS bearing the risk of investment gain or loss on the account. STRS has therefore included all three plan options as one defined benefit plan for GASB 68 reporting purposes.

A DB or Combined Plan member with five or more years of credited service who is determined to be disabled may qualify for a disability benefit. Eligible survivors of members who die before service retirement may qualify for monthly benefits. New members on or after July 1, 2013, must have at least ten years of qualifying service credit that apply for disability benefits. Members in the DC Plan who become disabled are entitled only to their account balance. If a member of the DC Plan dies before retirement benefits begin, the member's designated beneficiary is entitled to receive the member's account balance.

Funding Policy – Employer and member contribution rates are established by the State Teachers Retirement Board and limited by Chapter 3307 of the Ohio Revised Code. For the fiscal year ended June 30, 2017, plan members were required to contribute 14 percent of their annual covered salary. The School District was required to contribute 14 percent; the entire 14 percent was the portion used to fund pension obligations. The fiscal year 2017 contribution rates were equal to the statutory maximum rates.

The School District's contractually required contribution to STRS was \$1,413,244 for fiscal year 2017. Of this amount, \$265,000 is reported as pension and postemployment benefits payable.

Pension Liabilities, Pension Expense, and Deferred Outflows of Resources and Deferred Inflows of Resources Related to Pensions

The net pension liability was measured as of June 30, 2016, and the total pension liability used to calculate the net pension liability was determined by an actuarial valuation as of that date. The School District's proportion of the net pension liability was based on the School District's share of contributions to the pension plan relative to the contributions of all participating entities. Following is information related to the proportionate share and pension expense:

	<u>SERS</u>	<u>STRS</u>	<u>Total</u>
Proportion of the net pension liability prior measurement date	0.09115840%	0.08771179%	
Proportion of the net pension liability current measurement date	<u>0.09477560%</u>	<u>0.09380812%</u>	
Change in proportionate share	<u>0.00361720%</u>	<u>0.00609633%</u>	
Proportionate share of the net pension liability	\$ 6,936,699	\$ 31,400,405	\$ 38,337,104
Pension expense	\$ 787,562	\$ 2,968,876	\$ 3,756,438

**BUCKEYE VALLEY LOCAL SCHOOL DISTRICT
DELAWARE COUNTY, OHIO**

NOTES TO THE BASIC FINANCIAL STATEMENTS
FOR THE FISCAL YEAR ENDED JUNE 30, 2017

NOTE 11 - DEFINED BENEFIT PENSION PLANS - (Continued)

At June 30, 2017, the School District reported deferred outflows of resources and deferred inflows of resources related to pensions from the following sources:

	<u>SERS</u>	<u>STRS</u>	<u>Total</u>
Deferred outflows of resources			
Differences between expected and actual experience	\$ 93,559	\$ 1,268,726	\$ 1,362,285
Net difference between projected and actual earnings on pension plan investments	572,178	2,607,078	3,179,256
Changes of assumptions	463,062	-	463,062
Difference between School District contributions and proportionate share of contributions/ change in proportionate share	168,730	2,022,977	2,191,707
School District contributions subsequent to the measurement date	<u>410,544</u>	<u>1,413,244</u>	<u>1,823,788</u>
Total deferred outflows of resources	<u>\$ 1,708,073</u>	<u>\$ 7,312,025</u>	<u>\$ 9,020,098</u>

\$1,823,788 reported as deferred outflows of resources related to pension resulting from School District contributions subsequent to the measurement date will be recognized as a reduction of the net pension liability in the year ending June 30, 2018. Other amounts reported as deferred outflows of resources and deferred inflows of resources related to pension will be recognized in pension expense as follows:

	<u>SERS</u>	<u>STRS</u>	<u>Total</u>
Fiscal Year Ending June 30:			
2018	\$ 346,237	\$ 1,171,649	\$ 1,517,886
2019	345,825	1,171,650	1,517,475
2020	440,988	2,172,059	2,613,047
2021	<u>164,479</u>	<u>1,383,423</u>	<u>1,547,902</u>
Total	<u>\$ 1,297,529</u>	<u>\$ 5,898,781</u>	<u>\$ 7,196,310</u>

Actuarial Assumptions - SERS

SERS' total pension liability was determined by their actuaries in accordance with GASB Statement No. 67, as part of their annual actuarial valuation for each defined benefit retirement plan. Actuarial valuations of an ongoing plan involve estimates of the value of reported amounts (e.g., salaries, credited service) and assumptions about the probability of occurrence of events far into the future (e.g., mortality, disabilities, retirements, employment termination). Actuarially determined amounts are subject to continual review and potential modifications, as actual results are compared with past expectations and new estimates are made about the future.

**BUCKEYE VALLEY LOCAL SCHOOL DISTRICT
DELAWARE COUNTY, OHIO**

**NOTES TO THE BASIC FINANCIAL STATEMENTS
FOR THE FISCAL YEAR ENDED JUNE 30, 2017**

NOTE 11 - DEFINED BENEFIT PENSION PLANS - (Continued)

Projections of benefits for financial reporting purposes are based on the substantive plan (the plan as understood by the employers and plan members) and include the types of benefits provided at the time of each valuation and the historical pattern of sharing benefit costs between the employers and plan members to that point. The projection of benefits for financial reporting purposes does not explicitly incorporate the potential effects of legal or contractual funding limitations.

Actuarial calculations reflect a long-term perspective. For a newly hired employee, actuarial calculations will take into account the employee's entire career with the employer and also take into consideration the benefits, if any, paid to the employee after termination of employment until the death of the employee and any applicable contingent annuitant. In many cases actuarial calculations reflect several decades of service with the employer and the payment of benefits after termination.

Key methods and assumptions used in calculating the total pension liability in the latest actuarial valuation, prepared as of June 30, 2016, are presented below:

Wage Inflation	3.00 percent
Future Salary Increases, including inflation	3.50 percent to 18.20 percent
COLA or Ad Hoc COLA	3 percent
Investment Rate of Return	7.50 percent net of investments expense, including inflation
Actuarial Cost Method	Entry Age Normal (level percent of payroll)

For post-retirement mortality, the table used in evaluating allowances to be paid is the RP-2014 Blue Collar Mortality Table with fully generational projection and Scale BB, with 120% of male rates and 110% of female rates used. The RP-2000 Disabled Mortality Table with 90% for male rates and 100% for female rates set back five years is used for the period after disability retirement. Special mortality tables are used for the period after disability retirement.

The actuarial assumptions used in the June 30, 2016 valuation were based on the results of an experience study that was completed June 30, 2015. As a result of the actuarial experience study, the following changes of assumptions affected the total pension liability since the prior measurement date: (a) the assumed rate of inflation was reduced from 3.25% to 3.00%, (b) payroll growth assumption was reduced from 4.00% to 3.50%, (c) assumed real wage growth was reduced from 0.75% to 0.50%, (d) Rates of withdrawal, retirement and disability were updated to reflect recent experience, (e) mortality among active members was updated to RP-2014 Blue Collar Mortality Table with fully generational projection and a five year age set-back for both males and females, (f) mortality among service retired members, and beneficiaries was updated to the following RP-2014 Blue Collar Mortality Table with fully generational projection with Scale BB, 120% of male rates, and 110% of female rates and (g) mortality among disabled members was updated to RP-2000 Disabled Mortality Table, 90% for male rates and 100% for female rates, set back five years is used for the period after disability retirement.

The long-term return expectation for the Pension Plan Investments has been determined using a building-block approach and assumes a time horizon, as defined in SERS' *Statement of Investment Policy*. A forecasted rate of inflation serves as the baseline for the return expectation. Various real return premiums over the baseline inflation rate have been established for each asset class. The long-term expected nominal rate of return has been determined by calculating a weighted average of the expected real return premiums for each asset class, adding the projected inflation rate, and adding the expected return from rebalancing uncorrelated asset classes.

**BUCKEYE VALLEY LOCAL SCHOOL DISTRICT
DELAWARE COUNTY, OHIO**

NOTES TO THE BASIC FINANCIAL STATEMENTS
FOR THE FISCAL YEAR ENDED JUNE 30, 2017

NOTE 11 - DEFINED BENEFIT PENSION PLANS - (Continued)

The target allocation and best estimates of arithmetic real rates of return for each major assets class are summarized in the following table:

<u>Asset Class</u>	<u>Target Allocation</u>	<u>Long-Term Expected Real Rate of Return</u>
Cash	1.00 %	0.50 %
US Equity	22.50	4.75
International Equity	22.50	7.00
Fixed Income	19.00	1.50
Private Equity	10.00	8.00
Real Assets	15.00	5.00
Multi-Asset Strategies	<u>10.00</u>	3.00
Total	<u>100.00 %</u>	

Discount Rate - The total pension liability was calculated using the discount rate of 7.50 percent. The projection of cash flows used to determine the discount rate assumed the contributions from employers and from the members would be computed based on contribution requirements as stipulated by State statute. Projected inflows from investment earning were calculated using the long-term assumed investment rate of return (7.50 percent). Based on those assumptions, the plan's fiduciary net position was projected to be available to make all future benefit payments of current plan members. Therefore, the long-term expected rate of return on pension plan investments was applied to all periods of projected benefits to determine the total pension liability.

Sensitivity of the School District's Proportionate Share of the Net Pension Liability to Changes in the Discount Rate - Net pension liability is sensitive to changes in the discount rate, and to illustrate the potential impact the following table presents the net pension liability calculated using the discount rate of 7.50 percent, as well as what each plan's net pension liability would be if it were calculated using a discount rate that is one percentage point lower (6.50 percent), or one percentage point higher (8.50 percent) than the current rate.

	<u>1% Decrease (6.50%)</u>	<u>Current Discount Rate (7.50%)</u>	<u>1% Increase (8.50%)</u>
School District's proportionate share of the net pension liability	\$ 9,183,758	\$ 6,936,699	\$ 5,055,818

**BUCKEYE VALLEY LOCAL SCHOOL DISTRICT
DELAWARE COUNTY, OHIO**

NOTES TO THE BASIC FINANCIAL STATEMENTS
FOR THE FISCAL YEAR ENDED JUNE 30, 2017

NOTE 11 - DEFINED BENEFIT PENSION PLANS - (Continued)

Actuarial Assumptions - STRS

The total pension liability in the June 30, 2016, actuarial valuation was determined using the following actuarial assumptions, applied to all periods included in the measurement:

Inflation	2.75 percent
Projected salary increases	2.75 percent at age 70 to 12.25 percent at age 20
Investment Rate of Return	7.75 percent, net of investment expenses
Cost-of-Living Adjustments (COLA)	2 percent simple applied as follows: for members retiring before August 1, 2013, 2 percent per year; for members retiring August 1, 2013, or later, 2 percent COLA paid on fifth anniversary of retirement date.

Mortality rates were based on the RP-2000 Combined Mortality Table (Projection 2022—Scale AA) for Males and Females. Males' ages are set-back two years through age 89 and no set-back for age 90 and above. Females younger than age 80 are set back four years, one year set back from age 80 through 89 and not set back from age 90 and above.

Actuarial assumptions used in the June 30, 2016, valuation are based on the results of an actuarial experience study, effective July 1, 2012.

The 10 year expected real rate of return on pension plan investments was determined by STRS' investment consultant by developing best estimates of expected future real rates of return for each major asset class. The target allocation and best estimates of geometric real rates of return for each major asset class are summarized as follows:

Asset Class	Target Allocation	Long Term Expected Real Rate of Return *
Domestic Equity	31.00 %	8.00 %
International Equity	26.00	7.85
Alternatives	14.00	8.00
Fixed Income	18.00	3.75
Real Estate	10.00	6.75
Liquidity Reserves	1.00	3.00
Total	100.00 %	7.61 %

* 10-Year annualized geometric nominal returns, which include the real rate of return and inflation of 2.50% and does not include investment expenses. The total fund long-term expected return reflects diversification among the asset classes and therefore is not a weighted average return of the individual asset classes.

**BUCKEYE VALLEY LOCAL SCHOOL DISTRICT
DELAWARE COUNTY, OHIO**

NOTES TO THE BASIC FINANCIAL STATEMENTS
FOR THE FISCAL YEAR ENDED JUNE 30, 2017

NOTE 11 - DEFINED BENEFIT PENSION PLANS - (Continued)

Discount Rate - The discount rate used to measure the total pension liability was 7.75 percent as of June 30, 2016. The projection of cash flows used to determine the discount rate assumes member and employer contributions will be made at the statutory contribution rates in accordance with rate increases described above. For this purpose, only employer contributions that are intended to fund benefits of current plan members and their beneficiaries are included. Projected employer contributions that are intended to fund the service costs of future plan members and their beneficiaries, as well as projected contributions from future plan members, are not included. Based on those assumptions, STRS' fiduciary net position was projected to be available to make all projected future benefit payments to current plan members as of June 30, 2016. Therefore, the long-term expected rate of return on pension plan investments of 7.75 percent was applied to all periods of projected benefit payment to determine the total pension liability as of June 30, 2016.

Sensitivity of the School District's Proportionate Share of the Net Pension Liability to Changes in the Discount Rate - The following table presents the School District's proportionate share of the net pension liability calculated using the current period discount rate assumption of 7.75 percent, as well as what the School District's proportionate share of the net pension liability would be if it were calculated using a discount rate that is one-percentage-point lower (6.75 percent) or one-percentage-point higher (8.75 percent) than the current rate:

	1% Decrease (6.75%)	Current Discount Rate (7.75%)	1% Increase (8.75%)
School District's proportionate share of the net pension liability	\$ 41,728,587	\$ 31,400,405	\$ 22,687,975

Changes Between Measurement Date and Report Date - In March 2017, the STRS Board adopted certain assumption changes which will impact their annual actuarial valuation prepared as of June 30, 2017. The most significant change is a reduction in the discount rate from 7.75 percent to 7.45 percent. In April 2017, the STRS Board voted to suspend cost of living adjustments granted on or after July 1, 2017. Although the exact amount of these changes is not known, the overall decrease to School District's NPL is expected to be significant.

NOTE 12 - POSTEMPLOYMENT BENEFITS

A. School Employees Retirement System

Health Care Plan Description - The School District contributes to the SERS Health Care Fund, administered by SERS for non-certificated retirees and their beneficiaries. For GASB 45 purposes, this plan is considered a cost-sharing, multiple-employer, defined benefit other postemployment benefit (OPEB) plan. The Health Care Plan includes hospitalization and physicians' fees through several types of plans including HMO's, PPO's, Medicare Advantage, and traditional indemnity plans as well as a prescription drug program. The financial report of the Plan is included in the SERS Comprehensive Annual Financial Report which can be obtained on SERS' website at www.ohsers.org under Employers/Audit Resources.

**BUCKEYE VALLEY LOCAL SCHOOL DISTRICT
DELAWARE COUNTY, OHIO**

**NOTES TO THE BASIC FINANCIAL STATEMENTS
FOR THE FISCAL YEAR ENDED JUNE 30, 2017**

NOTE 12 - POSTEMPLOYMENT BENEFITS - (Continued)

Access to health care for retirees and beneficiaries is permitted in accordance with Section 3309 of the Ohio Revised Code. The Health Care Fund was established and is administered in accordance with Internal Revenue Code Section 105(e). SERS' Retirement Board reserves the right to change or discontinue any health plan or program. Health care is financed through a combination of employer contributions and retiree premiums, copays and deductibles on covered health care expenses, investment returns, and any funds received as a result of SERS' participation in Medicare programs. Active employee members do not contribute to the Health Care Plan. Retirees and their beneficiaries are required to pay a health care premium that varies depending on the plan selected, number of qualified years of service, Medicare eligibility and retirement status.

Funding Policy - State statute permits SERS to fund the health care benefits through employer contributions. Each year, after the allocation for statutorily required basic benefits, the Retirement Board allocates the remainder of the employer contribution of 14 percent of covered payroll to the Health Care Fund. For fiscal year 2017, none of the employer contribution was allocated to health care. In addition, employers pay a surcharge for employees earning less than an actuarially determined minimum compensation amount, pro-rated according to service credit earned. For fiscal year 2017, this amount was \$23,500. Statutes provide that no employer shall pay a health care surcharge greater than 2 percent of that employer's SERS-covered payroll; nor may SERS collect in aggregate more than 1.5 percent of the total statewide SERS-covered payroll for the health care surcharge. For fiscal year 2017, the School District's surcharge obligation was \$45,655.

The School District's contributions for health care for the fiscal years ended June 30, 2017, 2016, and 2015 were \$45,655, \$46,195, and \$65,377, respectively. The fiscal year 2017 amount has been reported as pension and postemployment benefits payable. The full amount has been contributed for fiscal years 2016 and 2015.

B. State Teachers Retirement System

Plan Description – The School District participates in the cost-sharing multiple-employer defined benefit Health Plan administered by the State Teachers Retirement System of Ohio (STRS) for eligible retirees who participated in the defined benefit or combined pension plans offered by STRS. Ohio law authorizes STRS to offer this plan. Benefits include hospitalization, physicians' fees, prescription drugs and reimbursement of monthly Medicare Part B premiums. The Plan is included in the report of STRS which can be obtained by visiting www.strsoh.org or by calling (888) 227-7877.

Funding Policy - Ohio law authorizes STRS Ohio to offer the Plan and gives the Retirement Board authority over how much, if any, of the health care costs will be absorbed by STRS Ohio. Active employee members do not contribute to the Plan. All benefit recipients pay a monthly premium. Under Ohio law, funding for post-employment health care may be deducted from employer contributions. For 2017, STRS Ohio did not allocate any employer contributions to the Health Care Stabilization Fund. The School District did not make any contributions for health care for the fiscal years ended June 30, 2017, 2016 and 2015.

**BUCKEYE VALLEY LOCAL SCHOOL DISTRICT
DELAWARE COUNTY, OHIO**

NOTES TO THE BASIC FINANCIAL STATEMENTS
FOR THE FISCAL YEAR ENDED JUNE 30, 2017

NOTE 13 - OTHER EMPLOYEE BENEFITS

A. Compensated Absences

The criteria for determining vacation leave and sick leave benefits are derived from negotiated agreements and State laws. Classified employees earn ten to twenty days of vacation leave per year, depending upon length of service. Accumulated unused vacation leave is paid to classified employees upon termination of employment. Teachers do not earn vacation leave.

Teachers, administrators, and classified employees earn sick leave at a rate of one and one-fourth days per month. Sick leave may be accumulated to a maximum of two hundred forty-five days for all employees. Upon retirement, payment is made for one-fourth of their accrued, but unused sick leave credit. In addition, sick leave in excess of one hundred twenty days is calculated on a basis of the total accumulated sick leave days up to and including two hundred thirty days multiplied by 0.357 for classified employees, and up to and including two hundred thirty days multiplied by 0.333 for certified employees.

B. Health Care Benefits

During fiscal year 2017, the District offered medical/surgical and dental insurance benefits to employees through the Stark County Schools Council of Governments Health Benefits Program. Employees share the cost of the monthly premium with the Board of Education. The employee premium varies depending on the terms of the union contract.

NOTE 14 - COMMITMENTS

The District utilizes encumbrance accounting as part of its budgetary controls. Encumbrances outstanding at year end may be reported as part of restricted, committed, or assigned classifications of fund balance. At year end, the District's commitments for encumbrances in the governmental funds were as follows:

<u>Fund</u>	Year End
General fund	\$ 731,539
Building fund	628,771
Nonmajor governmental funds	<u>783,752</u>
 Total	 <u>\$ 2,144,062</u>

**BUCKEYE VALLEY LOCAL SCHOOL DISTRICT
DELAWARE COUNTY, OHIO**

NOTES TO THE BASIC FINANCIAL STATEMENTS
FOR THE FISCAL YEAR ENDED JUNE 30, 2017

NOTE 15 - LONG-TERM OBLIGATIONS

A. During fiscal year 2017, the following changes occurred in governmental activities long-term obligations:

	Balance Outstanding <u>July 1, 2016</u>	<u>Additions</u>	<u>Deletions</u>	Balance Outstanding <u>June 30, 2017</u>	Amounts Due in <u>One Year</u>
<u>General Obligation Bonds:</u>					
Refunding School Building Bonds (Series 2004)					
Capital Appreciation Bonds	\$ 172,327	\$ -	\$ (172,327)	\$ -	\$ -
Accreted Interest on Capital Appreciation Bonds	677,189	60,484	(737,673)	-	-
School Facilities Bonds (Series 2009)					
Current Interest Bonds 2.50%-5.00%	450,000	-	-	450,000	-
Capital Appreciation Bonds	257,913	-	(138,893)	119,020	119,020
Accreted Interest on Capital Appreciation Bonds	515,690	92,982	(311,107)	297,565	297,565
Refunding School Building Bonds (Series 2014)					
Term Bonds 1.00-4.00%	3,775,000	-	(15,000)	3,760,000	925,000
School Facilities Bonds (Series 2016A)	31,250,000	-	(890,000)	30,360,000	640,000
Refunding School Facilities Bonds (Series 2016B)	<u>12,380,000</u>	<u>-</u>	<u>(120,000)</u>	<u>12,260,000</u>	<u>10,000</u>
Total, general obligation bonds	<u>49,478,119</u>	<u>153,466</u>	<u>(2,385,000)</u>	<u>47,246,585</u>	<u>1,991,585</u>
<u>Other Long-Term Obligations:</u>					
Lease purchase obligation	-	2,200,000	-	2,200,000	194,351
Capital lease obligations	334,357	276,809	(216,941)	394,225	144,723
Net pension liability	29,442,560	8,894,544	-	38,337,104	-
Compensated absences	<u>1,379,403</u>	<u>269,881</u>	<u>(201,274)</u>	<u>1,448,010</u>	<u>200,704</u>
Total, other long-term obligations	<u>31,156,320</u>	<u>11,641,234</u>	<u>(418,215)</u>	<u>42,379,339</u>	<u>539,778</u>
Total, all governmental activities long-term liabilities	80,634,439	<u>\$ 11,794,700</u>	<u>\$ (2,803,215)</u>	89,625,924	<u>\$ 2,531,363</u>
Add: unamortized premiums	<u>3,631,537</u>			<u>3,427,433</u>	
Total on statement of net position	<u>\$ 84,265,976</u>			<u>\$ 93,053,357</u>	

Compensated Absences - Compensated absences will be paid primarily from the general fund.

Net Pension Liability - See Note 11 for detail on the net pension liability.

Capital Lease Obligations - Capital lease obligations will be paid from the general fund. See Note 16 for details.

Lease Purchase Obligation - Lease purchase obligations will be paid from the general fund. See Note 17 for details.

**BUCKEYE VALLEY LOCAL SCHOOL DISTRICT
DELAWARE COUNTY, OHIO**

NOTES TO THE BASIC FINANCIAL STATEMENTS
FOR THE FISCAL YEAR ENDED JUNE 30, 2017

NOTE 15 - LONG-TERM OBLIGATIONS - (Continued)

- B. Refunding School Building Bonds (Series 2004)** - On October 1, 2004, the District issued refunding bonds in the amount of \$4,650,000 to partially refund bonds previously issued in fiscal year 1996 for improving and constructing school buildings and facilities. The refunding bond issue is comprised of both current interest bonds and capital appreciation bonds in the amounts of \$4,445,008 and \$204,992, respectively. The bonds were issued for a sixteen year period, with final maturity during fiscal year 2021. Interest payments on the current interest bonds are due on June 1 and December 1 of each year. The bonds are being retired through the debt service fund.

The capital appreciation bonds are not subject to prior redemption. The capital appreciation bonds mature on December 1, 2014, 2015 and 2016 (stated interest 14.24%) at a redemption price equal to 100% of the principal, plus accrued interest to the redemption date. The accreted value at maturity for the capital appreciation bonds is \$1,050,000.

- C. School Facilities Bonds (Series 2009)** - On April 20, 2009, the District issued general obligation bonds to finance building construction and improvements. The issue is comprised of both current interest bonds, par value \$15,580,000, and capital appreciation bonds, par value \$419,994. The interest rate on the current interest bonds ranges from 2.50% to 5.00%. The capital appreciation bonds mature on December 1, 2015, 2016 and 2017 (stated interest 16.05%) at a redemption price equal to 100% of the principal, plus accrued interest to the redemption date. The accreted value at maturity for the capital appreciation bonds is \$1,350,000. Total accreted interest of \$297,565 has been included on the statement of net position at June 30, 2017.

These bonds are general obligations of the District for which the full faith and credit of the District is pledged for repayment. Accordingly, such unmatured obligations of the District are accounted for on the statement of net position. Payments of principal and interest relating to this bond issuance are recorded as expenditures in the debt service fund.

Interest payments on the current interest bonds are due on June 1 and December 1 of each year. The final maturity stated for this bond issuance is December 1, 2036.

- D. Refunding School Building Bonds (Series 2014)** - On October 18, 2014, the District issued refunding bonds in the amount of \$3,795,000 to refund bonds previously issued in fiscal year 2005 for improving and constructing school buildings and facilities. The refunding bond issue is comprised of current interest bonds.

These bonds are general obligations of the District for which the full faith and credit of the District is pledged for repayment. Accordingly, such unmatured obligations of the District are accounted for on the statement of net position. Payments of principal and interest relating to this bond issuance are recorded as expenditures in the debt service fund. The balance of the defeased debt at June 30, 2017 is \$3,845,000.

Interest payments on the current interest bonds are due on June 1 and December 1 of each year. The final maturity stated for this bond issuance is December 1, 2020.

The net carrying amount of the old debt exceeded the reacquisition price by \$1,189. This amount was expensed during fiscal year 2015.

**BUCKEYE VALLEY LOCAL SCHOOL DISTRICT
DELAWARE COUNTY, OHIO**

**NOTES TO THE BASIC FINANCIAL STATEMENTS
FOR THE FISCAL YEAR ENDED JUNE 30, 2017**

NOTE 15 - LONG-TERM OBLIGATIONS - (Continued)

- E. Refunding School Building Bonds (Series 2016B)** - On March 1, 2016, the District issued refunding bonds in the amount of \$12,380,000 to refund bonds previously issued in fiscal year 2009 for improving and constructing school buildings and facilities. The refunding bond issue is comprised of current interest bonds.

These bonds are general obligations of the District for which the full faith and credit of the District is pledged for repayment. Accordingly, such unmatured obligations of the District are accounted for on the statement of net position. Payments of principal and interest relating to this bond issuance are recorded as expenditures in the debt service fund. The balance of the defeased debt at June 30, 2017 is \$12,410,000.

The net carrying amount of the old debt was less than the acquisition price by \$1,114,486. This amount is amortized over the length of the refunding bonds. This advance refunding was undertaken to reduce the combined total debt service payments over the next 21 years by \$1,471,115 and resulted in a net present value economic gain of \$1,097,032.

Interest payments on the current interest bonds are due on June 1 and December 1 of each year. The final maturity stated for this bond issuance is December 1, 2036.

- F. School Facilities Construction and Improvement Bonds (Series 2016A)** - On March 1, 2016, the District issued general obligation bonds to finance building construction and improvements. The issue is comprised of current interest bonds, par value \$31,250,000. The interest rate on the current interest bonds ranges from 2.00% to 4.00%.

These bonds are general obligations of the District for which the full faith and credit of the District is pledged for repayment. Accordingly, such unmatured obligations of the District are accounted for on the statement of net position. Payments of principal and interest relating to this bond issuance are recorded as expenditures in the debt service fund.

Interest payments on the current interest bonds are due on June 1 and December 1 of each year. The final maturity stated for this bond issuance is December 1, 2045.

**BUCKEYE VALLEY LOCAL SCHOOL DISTRICT
DELAWARE COUNTY, OHIO**

NOTES TO THE BASIC FINANCIAL STATEMENTS
FOR THE FISCAL YEAR ENDED JUNE 30, 2017

NOTE 15 - LONG-TERM OBLIGATIONS - (Continued)

- G.** Principal and interest requirements to retire long-term general obligation bonds outstanding at June 30, 2017, were as follows:

Fiscal Year Ending June 30,	Current Interest Bonds - Series 2009			Capital Appreciation Bonds - Series 2009		
	Principal	Interest	Total	Principal	Interest	Total
2018	\$ -	\$ 590,537	\$ 590,537	\$ 119,020	\$ 330,980	\$ 450,000
2019	450,000	582,100	1,032,100	-	-	-
Total	<u>\$ 450,000</u>	<u>\$ 1,172,637</u>	<u>\$ 1,622,637</u>	<u>\$ 119,020</u>	<u>\$ 330,980</u>	<u>\$ 450,000</u>

Fiscal Year Ending June 30,	Current Interest Bonds - Series 2014		
	Principal	Interest	Total
2018	\$ 925,000	\$ 78,038	\$ 1,003,038
2019	940,000	64,050	1,004,050
2020	940,000	47,600	987,600
2021	955,000	19,100	974,100
Total	<u>\$ 3,760,000</u>	<u>\$ 208,788</u>	<u>\$ 3,968,788</u>

Fiscal Year Ending June 30,	Current Interest Bonds - Series 2016A			Current Interest Bonds - Series 2016B		
	Principal	Interest	Total	Principal	Interest	Total
2018	\$ 640,000	\$ 1,094,506	\$ 1,734,506	\$ 10,000	\$ 502,790	\$ 512,790
2019	670,000	1,075,006	1,745,006	10,000	502,590	512,590
2020	685,000	1,061,456	1,746,456	470,000	490,740	960,740
2021	695,000	1,047,656	1,742,656	495,000	466,615	961,615
2022	720,000	1,033,506	1,753,506	520,000	441,240	961,240
2023-2027	3,825,000	4,927,625	8,752,625	2,880,000	1,925,650	4,805,650
2028-2032	4,490,000	4,215,420	8,705,420	3,510,000	1,273,200	4,783,200
2033-2037	5,435,000	3,256,528	8,691,528	4,365,000	413,857	4,778,857
2038-2042	6,735,000	1,905,850	8,640,850	-	-	-
2043-2046	6,465,000	492,263	6,957,263	-	-	-
Total	<u>\$ 30,360,000</u>	<u>\$ 20,109,816</u>	<u>\$ 50,469,816</u>	<u>\$ 12,260,000</u>	<u>\$ 6,016,682</u>	<u>\$ 18,276,682</u>

**BUCKEYE VALLEY LOCAL SCHOOL DISTRICT
DELAWARE COUNTY, OHIO**

NOTES TO THE BASIC FINANCIAL STATEMENTS
FOR THE FISCAL YEAR ENDED JUNE 30, 2017

NOTE 15 - LONG-TERM OBLIGATIONS - (Continued)

G. Legal Debt Margin

The Ohio Revised Code provides that voted net general obligation debt of the District shall never exceed 9% of the total assessed valuation of the District. The Code further provides that unvoted indebtedness shall not exceed 1/10 of 1% of the property valuation of the District. The Code additionally states that unvoted indebtedness related to energy conservation debt shall not exceed 9/10 of 1% of the property valuation of the District. The assessed valuation used in determining the District's legal debt margin has been modified by House Bill 530 which became effective March 30, 2006. In accordance with House Bill 530, the assessed valuation used in the District's legal debt margin calculation excluded tangible personal property used in business, telephone or telegraph property, interexchange telecommunications company property, and personal property owned or leased by a railroad company and used in railroad operations. The effects of these debt limitations at June 30, 2017, are a voted debt margin of \$9,736,217 (including available funds of \$3,534,282) and an unvoted debt margin of \$605,413.

NOTE 16 - CAPITAL LEASES - LESSEE DISCLOSURE

During the current fiscal year and in a prior fiscal year, the District entered into capital lease agreements for the acquisition of copier equipment and three buses. This lease agreement meets the criteria of a capital lease as defined by generally accepted accounting principles, which defines a capital lease generally as one which transfers benefits and risks of ownership to the lessee.

Capital lease payments have been reclassified and are reflected as debt service expenditures in the fund financial statements for the governmental funds. These expenditures are reported as function expenditures on the budgetary statements. Capital assets consisting of copier equipment and buses have been capitalized in the amount of \$901,045. This amount represents the present value of the minimum lease payments at the time of acquisition. Accumulated depreciation as of June 30, 2017 for this copier equipment and buses was \$452,647, leaving a current book value of \$448,398.

A corresponding liability was recorded on the statement of net position. Principal and interest payments in fiscal year 2017 totaled \$216,941 and \$15,679, respectively. These amounts are reflected as debt service expenditures in the general fund.

The following is a schedule of the future long-term minimum lease payments required under the capital leases and the present value of the minimum lease payments as of June 30, 2017:

<u>Fiscal Year Ending June 30,</u>	<u>Governmental Activities</u>
2018	\$ 211,152
2019	130,107
2020	<u>72,218</u>
Total	413,477
Less: amount representing interest	<u>(19,252)</u>
Present value of minimum lease payments	<u>\$ 394,225</u>

**BUCKEYE VALLEY LOCAL SCHOOL DISTRICT
DELAWARE COUNTY, OHIO**

**NOTES TO THE BASIC FINANCIAL STATEMENTS
FOR THE FISCAL YEAR ENDED JUNE 30, 2017**

NOTE 17 - LEASE-PURCHASE AGREEMENT

On March 23, 2017, the District entered into a lease-purchase obligation for the financing of a new HVAC System in the Middle School. The lease payments will be recorded as expenditures in the general fund.

A liability in the amount of the present value of minimum lease payments has been recorded in the statement of net position. Capital assets have been capitalized in the amount of \$2,200,000. This amount represents the costs of the replacements and improvements as June 30, 2017.

The following is a schedule of the future long-term minimum lease payments required under the lease-purchase agreement and the present value of the future minimum lease payments as of June 30, 2017:

<u>Fiscal Year Ending June 30,</u>	<u>Amount</u>
2018	\$ 254,353
2019	254,352
2020	254,353
2021	254,352
2022	254,353
2023-2027	<u>1,271,764</u>
Total minimum lease payments	2,543,527
Less: amount representing interest	<u>(343,527)</u>
Total	<u><u>\$ 2,200,000</u></u>

NOTE 18 - DONOR RESTRICTED ENDOWMENTS

The District's private-purpose trust fund activity includes donor restricted endowments. Endowments, in the amount of \$25,000, represent the principal portion. The amount of net appreciation in donor restricted investments that is available for expenses by the District is \$41,127 which is included as "net position held in trust for scholarships". State law permits the District to appropriate, for purposes consistent with the endowment's intent, net appreciation, realized and unrealized, unless the endowment terms specify otherwise. The endowments indicate that the interest should be used to provide scholarships each fiscal year.

NOTE 19 - BUDGETARY BASIS OF ACCOUNTING

While reporting financial position, results of operations, and changes in fund balance on the basis of accounting principles generally accepted in the United States of America (GAAP), the budgetary basis as provided by law is based upon accounting for certain transactions on a basis of cash receipts, disbursements and encumbrances.

The statement of revenues, expenditures and changes in fund balance - budget and actual (non-GAAP budgetary basis) presented for the general fund is presented on the budgetary basis to provide a meaningful comparison of actual results with the budget. The major differences between the budget basis and the GAAP basis are that:

**BUCKEYE VALLEY LOCAL SCHOOL DISTRICT
DELAWARE COUNTY, OHIO**

NOTES TO THE BASIC FINANCIAL STATEMENTS
FOR THE FISCAL YEAR ENDED JUNE 30, 2017

NOTE 19 - BUDGETARY BASIS OF ACCOUNTING - (Continued)

- (a) Revenues and other financing sources are recorded when received in cash (budget basis) as opposed to when susceptible to accrual (GAAP basis);
- (b) Expenditures and other financing uses are recorded when paid in cash (budget basis) as opposed to when the liability is incurred (GAAP basis);
- (c) In order to determine compliance with Ohio law, and to reserve that portion of the applicable appropriation, total outstanding encumbrances (budget basis) are recorded as the equivalent of an expenditure, as opposed to assigned or committed fund balance for that portion of outstanding encumbrances not already recognized as an account payable (GAAP basis);
- (d) Advances-in and advances-out are operating transactions (budget basis) as opposed to balance sheet transactions (GAAP basis);
- (e) Some funds are included in the general fund (GAAP basis), but have separate legally adopted budgets (budget basis).

The adjustments necessary to convert the results of operations for the year on the budget basis to the GAAP basis for the general fund is as follows:

Net Change in Fund Balance

	<u>General fund</u>
Budget basis	\$ 857,558
Net adjustment for revenue accruals	210,871
Net adjustment for expenditure accruals	(253,489)
Net adjustment for other sources/uses	256,645
Funds budgeted elsewhere	(26,928)
Adjustment for encumbrances	867,804
GAAP basis	\$ 1,912,461

Certain funds that are legally budgeted in separate fund classifications are considered part of the general fund on a GAAP basis. This includes the uniform school supplies fund, public school support fund, library/BV east opera fund, student age child care fund, recycling fund, and portions of the special trust fund.

NOTE 20 - SET-ASIDES

The District is required by State law to annually set-aside certain general fund revenue amounts, as defined by statutory formula, for the acquisition and construction of capital improvements. Amounts not spent by the end of the fiscal year or offset by similarly restricted resources received during the year must be held in cash at fiscal year-end. This amount must be carried forward to be used for the same purpose in future years. Expenditures and other applicable offsets exceeding the set-aside requirement may not be carried forward to the next fiscal year.

**BUCKEYE VALLEY LOCAL SCHOOL DISTRICT
DELAWARE COUNTY, OHIO**

NOTES TO THE BASIC FINANCIAL STATEMENTS
FOR THE FISCAL YEAR ENDED JUNE 30, 2017

NOTE 20 - SET-ASIDES - (Continued)

The following cash basis information describes the change in the fiscal year end set-aside amount for capital improvements. Disclosure of this information is required by State statute.

	<u>Capital Improvements</u>
Set-aside balance June 30, 2016	\$ -
Current year set-aside requirement	389,832
Current year offsets	<u>(913,047)</u>
Total	<u>\$ (523,215)</u>
Balance carried forward to fiscal year 2018	<u>\$ -</u>
Set-aside balance June 30, 2017	<u>\$ -</u>

During fiscal year 2009 and fiscal year 2016, the District issued \$47,249,994 in capital related school improvement bonds. These proceeds may be used to reduce the capital improvements set-aside amount for future years. The amount presented for prior year offset from bond proceeds is limited to an amount needed to reduce the capital improvements set-aside balance to \$0. The District is responsible for tracking the amount of bond proceeds that may be used as an offset in future periods, which was \$47,249,994 at June 30, 2017.

NOTE 21 - CONTINGENCIES

A. Grants

The District receives significant financial assistance from numerous federal, State and local agencies in the form of grants. The disbursement of funds received under these programs generally requires compliance with terms and conditions specified in the grant agreements and are subject to audit by the grantor agencies. Any disallowed claims resulting from such audits could become a liability of the District. However, in the opinion of management, any such disallowed claims will not have a material effect on the financial position of the District.

B. Litigation

The District is involved in litigation. In the opinion of the District's legal counsel, no liability is anticipated in excess of insurance coverage.

C. Foundation Funding

School District foundation funding is based on the annualized full-time equivalent (FTE) enrollment of each student. The Ohio Department of Education (ODE) is legislatively required to adjust/reconcile funding as enrollment information is updated by schools throughout the State, which can extend past the fiscal year end. As a result of the fiscal year 2017 reviews, the District is due \$34,420 from ODE. This amount has not been included in the financial statements.

**BUCKEYE VALLEY LOCAL SCHOOL DISTRICT
DELAWARE COUNTY, OHIO**

NOTES TO THE BASIC FINANCIAL STATEMENTS
FOR THE FISCAL YEAR ENDED JUNE 30, 2017

NOTE 22 - CONTRACTUAL COMMITMENTS

As of June 30, 2017, the District had a contractual commitment for the District construction project:

Contractor	Contractual Commitments	Amount Paid as of 6/30/2017	Amount Remaining on Contracts
OHM Advisors	\$ 1,644,893	\$ 1,233,684	\$ 411,209

**BUCKEYE VALLEY LOCAL SCHOOL DISTRICT
DELAWARE COUNTY, OHIO**

SCHEDULES OF REQUIRED SUPPLEMENTARY INFORMATION

SCHEDULE OF THE DISTRICT'S PROPORTIONATE SHARE OF
THE NET PENSION LIABILITY
SCHOOL EMPLOYEES RETIREMENT SYSTEM (SERS) OF OHIO

LAST FOUR FISCAL YEARS

	<u>2017</u>	<u>2016</u>	<u>2015</u>	<u>2014</u>
District's proportion of the net pension liability	0.09477560%	0.09115840%	0.09050500%	0.09050500%
District's proportionate share of the net pension liability	\$ 6,936,699	\$ 5,201,587	\$ 4,580,407	\$ 5,382,042
District's covered-employee payroll	\$ 2,925,686	\$ 2,744,340	\$ 2,629,892	\$ 2,616,055
District's proportionate share of the net pension liability as a percentage of its covered-employee payroll	237.10%	189.54%	174.17%	205.73%
Plan fiduciary net position as a percentage of the total pension liability	62.98%	69.16%	71.70%	65.52%

Note: Information prior to 2014 was unavailable. Schedule is intended to show information for 10 years. Additional years will be displayed as they become available.

Amounts presented for each fiscal year were determined as of the District's measurement date which is the prior year-end.

**BUCKEYE VALLEY LOCAL SCHOOL DISTRICT
DELAWARE COUNTY, OHIO**

SCHEDULES OF REQUIRED SUPPLEMENTARY INFORMATION

SCHEDULE OF THE DISTRICT'S PROPORTIONATE SHARE OF
THE NET PENSION LIABILITY
STATE TEACHERS RETIREMENT SYSTEM (STRS) OF OHIO

LAST FOUR FISCAL YEARS

	<u>2017</u>	<u>2016</u>	<u>2015</u>	<u>2014</u>
District's proportion of the net pension liability	0.09380812%	0.08771179%	0.08418255%	0.08418255%
District's proportionate share of the net pension liability	\$ 31,400,405	\$ 24,240,973	\$ 20,476,110	\$ 24,391,008
District's covered-employee payroll	\$ 9,983,214	\$ 9,408,214	\$ 8,601,131	\$ 8,635,885
District's proportionate share of the net pension liability as a percentage of its covered-employee payroll	314.53%	257.66%	238.06%	282.44%
Plan fiduciary net position as a percentage of the total pension liability	66.80%	72.10%	74.70%	69.30%

Note: Information prior to 2014 was unavailable. Schedule is intended to show information for 10 years. Additional years will be displayed as they become available.

Amounts presented for each fiscal year were determined as of the District's measurement date which is the prior year-end.

**BUCKEYE VALLEY LOCAL SCHOOL DISTRICT
DELAWARE COUNTY, OHIO**

SCHEDULES OF REQUIRED SUPPLEMENTARY INFORMATION

SCHEDULE OF DISTRICT CONTRIBUTIONS
SCHOOL EMPLOYEES RETIREMENT SYSTEM (SERS) OF OHIO

	LAST TEN FISCAL YEARS			
	<u>2017</u>	<u>2016</u>	<u>2015</u>	<u>2014</u>
Contractually required contribution	\$ 410,544	\$ 409,596	\$ 361,704	\$ 364,503
Contributions in relation to the contractually required contribution	<u>(410,544)</u>	<u>(409,596)</u>	<u>(361,704)</u>	<u>(364,503)</u>
Contribution deficiency (excess)	<u>\$ -</u>	<u>\$ -</u>	<u>\$ -</u>	<u>\$ -</u>
District's covered-employee payroll	\$ 2,932,457	\$ 2,925,686	\$ 2,744,340	\$ 2,629,892
Contributions as a percentage of covered-employee payroll	14.00%	14.00%	13.18%	13.86%

<u>2013</u>	<u>2012</u>	<u>2011</u>	<u>2010</u>	<u>2009</u>	<u>2008</u>
\$ 362,062	\$ 403,209	\$ 374,174	\$ 387,127	\$ 280,749	\$ 261,486
<u>(362,062)</u>	<u>(403,209)</u>	<u>(374,174)</u>	<u>(387,127)</u>	<u>(280,749)</u>	<u>(261,486)</u>
<u>\$ -</u>	<u>\$ -</u>	<u>\$ -</u>	<u>\$ -</u>	<u>\$ -</u>	<u>\$ -</u>
\$ 2,616,055	\$ 2,997,836	\$ 2,976,722	\$ 2,859,136	\$ 2,853,140	\$ 2,662,790
13.84%	13.45%	12.57%	13.54%	9.84%	9.82%

**BUCKEYE VALLEY LOCAL SCHOOL DISTRICT
DELAWARE COUNTY, OHIO**

SCHEDULES OF REQUIRED SUPPLEMENTARY INFORMATION

SCHEDULE OF DISTRICT CONTRIBUTIONS
STATE TEACHERS RETIREMENT SYSTEM (STRS) OF OHIO

	LAST TEN FISCAL YEARS			
	<u>2017</u>	<u>2016</u>	<u>2015</u>	<u>2014</u>
Contractually required contribution	\$ 1,413,244	\$ 1,397,650	\$ 1,317,150	\$ 1,118,147
Contributions in relation to the contractually required contribution	<u>(1,413,244)</u>	<u>(1,397,650)</u>	<u>(1,317,150)</u>	<u>(1,118,147)</u>
Contribution deficiency (excess)	<u>\$ -</u>	<u>\$ -</u>	<u>\$ -</u>	<u>\$ -</u>
District's covered-employee payroll	\$ 10,094,600	\$ 9,983,214	\$ 9,408,214	\$ 8,601,131
Contributions as a percentage of covered-employee payroll	14.00%	14.00%	14.00%	13.00%

<u>2013</u>	<u>2012</u>	<u>2011</u>	<u>2010</u>	<u>2009</u>	<u>2008</u>
\$ 1,122,665	\$ 1,205,389	\$ 1,240,691	\$ 1,269,938	\$ 1,216,009	\$ 1,167,842
<u>(1,122,665)</u>	<u>(1,205,389)</u>	<u>(1,240,691)</u>	<u>(1,269,938)</u>	<u>(1,216,009)</u>	<u>(1,167,842)</u>
<u>\$ -</u>	<u>\$ -</u>	<u>\$ -</u>	<u>\$ -</u>	<u>\$ -</u>	<u>\$ -</u>
\$ 8,635,885	\$ 9,272,223	\$ 9,543,777	\$ 9,768,754	\$ 9,353,915	\$ 8,983,400
13.00%	13.00%	13.00%	13.00%	13.00%	13.00%

**BUCKEYE VALLEY LOCAL SCHOOL DISTRICT
DELAWARE COUNTY, OHIO**

NOTES TO REQUIRED SUPPLEMENTARY INFORMATION
FOR THE FISCAL YEAR ENDED JUNE 30, 2017

SCHOOL EMPLOYEES RETIREMENT SYSTEM (SERS) OF OHIO

Changes in benefit terms : There were no changes in benefit terms from the amounts reported for fiscal years 2014-2017.

Changes in assumptions : There were no changes in methods and assumptions used in the calculation of actuarial determined contributions for fiscal years 2014-2016. For fiscal year 2017, the following changes of assumptions affected the total pension liability since the prior measurement date: (a) the assumed rate of inflation was reduced from 3.25% to 3.00%, (b) payroll growth assumption was reduced from 4.00% to 3.50%, (c) assumed real wage growth was reduced from 0.75% to 0.50%, (d) Rates of withdrawal, retirement and disability were updated to reflect recent experience, (e) mortality among active members was updated to RP-2014 Blue Collar Mortality Table with fully generational projection and a five year age set-back for both males and females, (f) mortality among service retired members, and beneficiaries was updated to the following RP-2014 Blue Collar Mortality Table with fully generational projection with Scale BB, 120% of male rates, and 110% of female rates and (g) mortality among disable member was updated to RP-2000 Disabled Mortality Table, 90% for male rates and 100% for female rates, set back five years is used for the period after disability retirement.

STATE TEACHERS RETIREMENT SYSTEM (STRS) OF OHIO

Changes in benefit terms : There were no changes in benefit terms from the amounts reported for fiscal years 2014-2017.

Changes in assumptions : There were no changes in methods and assumptions used in the calculation of actuarial determined contributions for fiscal years 2014-2017. See the notes to the basic financial statements for the methods and assumptions in this calculation.

**BUCKEYE VALLEY LOCAL SCHOOL DISTRICT
DELAWARE COUNTY**

**SCHEDULE OF RECEIPTS AND EXPENDITURES OF FEDERAL AWARDS
FOR THE YEAR ENDED JUNE 30, 2017**

FEDERAL GRANTOR Pass Through Grantor Program / Cluster Title	Federal CFDA Number	Total Federal Receipts	Total Federal Expenditures
U.S. DEPARTMENT OF AGRICULTURE			
<i>Passed Through Ohio Department of Education</i>			
Nutrition Cluster:			
Cash Assistance			
School Breakfast Program	10.553	\$ 43,053	\$ 43,053
National School Lunch Program	10.555	202,320	202,320
Non-Cash Assistance (Food Distribution)			
National School Lunch Program	10.555	53,349	53,349
Total Nutrition Cluster		<u>298,722</u>	<u>298,722</u>
Total U.S. Department of Agriculture		<u>298,722</u>	<u>298,722</u>
U.S. DEPARTMENT OF EDUCATION			
<i>Passed Through Ohio Department of Education</i>			
Title I Grants to Local Educational Agencies	84.010	254,971	260,005
Special Education Cluster:			
Special Education Grants to States	84.027	337,116	395,896
Special Education Preschool Grants	84.173	2,278	5,213
Total Special Education Cluster		<u>339,394</u>	<u>401,109</u>
Improving Teacher Quality State Grants	84.367	46,000	52,717
Total U.S. Department of Education		<u>640,365</u>	<u>713,831</u>
Total Receipts and Expenditures of Federal Awards		<u>\$ 939,087</u>	<u>\$ 1,012,553</u>

The accompanying notes are an integral part of this schedule.

**BUCKEYE VALLEY LOCAL SCHOOL DISTRICT
DELAWARE COUNTY**

**NOTES TO THE SCHEDULE OF RECEIPTS AND EXPENDITURES OF FEDERAL AWARDS
2 CFR 200.510(b)(6)
FOR THE YEAR ENDED JUNE 30, 2017**

NOTE A – BASIS OF PRESENTATION

The accompanying Schedule of Receipts and Expenditures of Federal Awards (the Schedule) includes the federal award activity of Buckeye Valley Local School District (the District's) under programs of the federal government for the year ended June 30, 2017. The information on this Schedule is prepared in accordance with the requirements of Title 2 U.S. Code of Federal Regulations Part 200, *Uniform Administrative Requirements, Cost Principles, and Audit Requirements for Federal Awards* (Uniform Guidance). Because the Schedule presents only a selected portion of the operations of the District, it is not intended to and does not present the financial position or changes in net position of the District

NOTE B – SUMMARY OF SIGNIFICANT ACCOUNTING POLICIES

Expenditures reported on the Schedule are reported on the cash basis of accounting. Such expenditures are recognized following the cost principles contained in Title 2 U.S. Code of Federal Regulations Part 200, *Uniform Administrative Requirements, Cost Principles, and Audit Requirements for Federal Awards*, wherein certain types of expenditures may or may not be allowable or may be limited as to reimbursement. The District has elected not to use the 10-percent de minimis indirect cost rate as allowed under the Uniform Guidance.

NOTE C - CHILD NUTRITION CLUSTER

The District commingles cash receipts from the U.S. Department of Agriculture with similar State grants. When reporting expenditures on this Schedule, the District assumes it expends federal monies first.

NOTE D – FOOD DONATION PROGRAM

The District reports commodities consumed on the Schedule at the entitlement value. The District allocated donated food commodities to the respective program that benefitted from the use of those donated food commodities.

NOTE E - TRANSFERS BETWEEN PROGRAM YEARS

Federal regulations require schools to obligate certain federal awards by June 30. However, with ODE's consent, schools can transfer unobligated amounts to the subsequent fiscal year's program. The District transferred the following amounts from 2017 to 2018 programs:

<u>Program Title</u>	<u>CFDA Number</u>	<u>Amt. Transferred</u>
Title II-A Improving Teacher Quality	84.367	\$ 2,254



Dave Yost • Auditor of State

INDEPENDENT AUDITOR'S REPORT ON INTERNAL CONTROL OVER FINANCIAL REPORTING AND ON COMPLIANCE AND OTHER MATTERS REQUIRED BY *GOVERNMENT AUDITING STANDARDS*

Buckeye Valley Local School District
Delaware County
679 Coover Road
Delaware, Ohio 43015

To the Board of Education:

We have audited, in accordance with auditing standards generally accepted in the United States and the Comptroller General of the United States' *Government Auditing Standards*, the financial statements of the governmental activities, each major fund, and the aggregate remaining fund information of the Buckeye Valley Local School District, Delaware County, (the District) as of and for the year ended June 30, 2017, and the related notes to the financial statements, which collectively comprise the District's basic financial statements and have issued our report thereon dated March 7, 2018.

Internal Control Over Financial Reporting

As part of our financial statement audit, we considered the District's internal control over financial reporting (internal control) to determine the audit procedures appropriate in the circumstances to the extent necessary to support our opinions on the financial statements, but not to the extent necessary to opine on the effectiveness of the District's internal control. Accordingly, we have not opined on it.

A *deficiency in internal control* exists when the design or operation of a control does not allow management or employees, when performing their assigned functions, to prevent, or detect and timely correct misstatements. A *material weakness* is a deficiency, or combination of internal control deficiencies resulting in a reasonable possibility that internal control will not prevent or detect and timely correct a material misstatement of the District's financial statements. A *significant deficiency* is a deficiency, or a combination of deficiencies, in internal control that is less severe than a material weakness, yet important enough to merit attention by those charged with governance.

Our consideration of internal control was for the limited purpose described in the first paragraph of this section and was not designed to identify all internal control deficiencies that might be material weaknesses or significant deficiencies. Given these limitations, we did not identify any deficiencies in internal control that we consider material weaknesses. However, unidentified material weaknesses may exist.

Compliance and Other Matters

As part of reasonably assuring whether the District's financial statements are free of material misstatement, we tested its compliance with certain provisions of laws, regulations, contracts, and grant agreements, noncompliance with which could directly and materially affect the determination of financial statement amounts. However, opining on compliance with those provisions was not an objective of our audit and accordingly, we do not express an opinion. The results of our tests disclosed no instances of noncompliance or other matters we must report under *Government Auditing Standards*.

Purpose of this Report

This report only describes the scope of our internal control and compliance testing and our testing results, and does not opine on the effectiveness of the District's internal control or on compliance. This report is an integral part of an audit performed under *Government Auditing Standards* in considering the District's internal control and compliance. Accordingly, this report is not suitable for any other purpose.

A handwritten signature in black ink that reads "Dave Yost". The signature is written in a cursive, flowing style.

Dave Yost
Auditor of State
Columbus, Ohio

March 7, 2018



Dave Yost • Auditor of State

INDEPENDENT AUDITOR'S REPORT ON COMPLIANCE WITH REQUIREMENTS APPLICABLE TO THE MAJOR FEDERAL PROGRAM AND ON INTERNAL CONTROL OVER COMPLIANCE REQUIRED BY THE UNIFORM GUIDANCE

Buckeye Valley Local School District
Delaware County
679 Coover Road
Delaware, Ohio 43015

To the Board of Education:

Report on Compliance for the Major Federal Program

We have audited the Buckeye Valley Local School District's (the District) compliance with the applicable requirements described in the U.S. Office of Management and Budget (OMB) *Compliance Supplement* that could directly and materially affect the Buckeye Valley Local School District's major federal program for the year ended June 30, 2017. The *Summary of Auditor's Results* in the accompanying schedule of findings identifies the District's major federal program.

Management's Responsibility

The District's Management is responsible for complying with federal statutes, regulations, and the terms and conditions of its federal awards applicable to its federal program.

Auditor's Responsibility

Our responsibility is to opine on the District's compliance for the District's major federal program based on our audit of the applicable compliance requirements referred to above. Our compliance audit followed auditing standards generally accepted in the United States of America; the standards for financial audits included in the Comptroller General of the United States' *Government Auditing Standards*; and the audit requirements of Title 2 U.S. *Code of Federal Regulations* Part 200, *Uniform Administrative Requirements, Cost Principles, and Audit Requirements for Federal Awards* (Uniform Guidance). These standards and the Uniform Guidance require us to plan and perform the audit to reasonably assure whether noncompliance with the applicable compliance requirements referred to above that could directly and materially affect a major federal program occurred. An audit includes examining, on a test basis, evidence about the District's compliance with those requirements and performing such other procedures as we considered necessary in the circumstances.

We believe our audit provides a reasonable basis for our compliance opinion on the District's major program. However, our audit does not provide a legal determination of the District's compliance.

Opinion on the Major Federal Program

In our opinion, the Buckeye Valley Local School District complied, in all material respects with the compliance requirements referred to above that could directly and materially affect its major federal program for the year ended June 30, 2017.

Report on Internal Control Over Compliance

The District's management is responsible for establishing and maintaining effective internal control over compliance with the applicable compliance requirements referred to above. In planning and performing our compliance audit, we considered the District's internal control over compliance with the applicable requirements that could directly and materially affect a major federal program, to determine our auditing procedures appropriate for opining on the major federal program's compliance and to test and report on internal control over compliance in accordance with the Uniform Guidance, but not to the extent needed to opine on the effectiveness of internal control over compliance. Accordingly, we have not opined on the effectiveness of the District's internal control over compliance.

A deficiency in internal control over compliance exists when the design or operation of a control over compliance does not allow management or employees, when performing their assigned functions, to prevent, or to timely detect and correct, noncompliance with a federal program's applicable compliance requirement. A *material weakness in internal control over compliance* is a deficiency, or combination of deficiencies, in internal control over compliance, such that there is a reasonable possibility that material noncompliance with a federal program compliance requirement will not be prevented, or timely detected and corrected. A *significant deficiency in internal control over compliance* is a deficiency, or a combination of deficiencies, in internal control over compliance with federal program's applicable compliance requirement that is less severe than a material weakness in internal control over compliance, yet important enough to merit attention by those charged with governance.

Our consideration of internal control over compliance was for the limited purpose described in the first paragraph of this section and would not necessarily identify all deficiencies in internal control over compliance that might be material weaknesses or significant deficiencies. We did not identify any deficiencies in internal control over compliance that we consider to be material weaknesses. However, material weaknesses may exist that have not been identified.

This report only describes the scope of our internal control over compliance tests and the results of this testing based on Uniform Guidance requirements. Accordingly, this report is not suitable for any other purpose.



Dave Yost
Auditor of State
Columbus, Ohio

March 7, 2018

**BUCKEYE VALLEY LOCAL SCHOOL DISTRICT
DELAWARE COUNTY**

**SCHEDULE OF FINDINGS
2 CFR § 200.515
JUNE 30, 2017**

1. SUMMARY OF AUDITOR'S RESULTS

<i>(d)(1)(i)</i>	Type of Financial Statement Opinion	Unmodified
<i>(d)(1)(ii)</i>	Were there any material weaknesses in internal control reported at the financial statement level (GAGAS)?	No
<i>(d)(1)(ii)</i>	Were there any significant deficiencies in internal control reported at the financial statement level (GAGAS)?	No
<i>(d)(1)(iii)</i>	Was there any reported material noncompliance at the financial statement level (GAGAS)?	No
<i>(d)(1)(iv)</i>	Were there any material weaknesses in internal control reported for major federal programs?	No
<i>(d)(1)(iv)</i>	Were there any significant deficiencies in internal control reported for major federal programs?	No
<i>(d)(1)(v)</i>	Type of Major Programs' Compliance Opinion	Unmodified
<i>(d)(1)(vi)</i>	Are there any reportable findings under 2 CFR § 200.516(a)?	No
<i>(d)(1)(vii)</i>	Major Programs (list):	Nutrition Cluster
<i>(d)(1)(viii)</i>	Dollar Threshold: Type A/B Programs	Type A: > \$ 750,000 Type B: all others
<i>(d)(1)(ix)</i>	Low Risk Auditee under 2 CFR §200.520?	Yes

**2. FINDINGS RELATED TO THE FINANCIAL STATEMENTS
REQUIRED TO BE REPORTED IN ACCORDANCE WITH GAGAS**

None

3. FINDINGS AND QUESTIONED COSTS FOR FEDERAL AWARDS

None

This page intentionally left blank.



Dave Yost • Auditor of State

BUCKEYE VALLEY LOCAL SCHOOL DISTRICT

DELAWARE COUNTY

CLERK'S CERTIFICATION

This is a true and correct copy of the report which is required to be filed in the Office of the Auditor of State pursuant to Section 117.26, Revised Code, and which is filed in Columbus, Ohio.

Susan Babbitt

CLERK OF THE BUREAU

CERTIFIED
MARCH 27, 2018