



Rea & associates *a brighter way*

Buckeye Central Local School District Crawford County, Ohio

Audited Financial Statements

For the Fiscal Year Ended
June 30, 2017



Dave Yost • Auditor of State

Board of Education
Buckeye Central Local School District
938 S. Kibler
New Washington, OH 44854

We have reviewed the *Independent Auditor's Report* of the Buckeye Central Local School District, Crawford County, prepared by Rea & Associates, Inc., for the audit period July 1, 2016 through June 30, 2017. Based upon this review, we have accepted these reports in lieu of the audit required by Section 117.11, Revised Code. The Auditor of State did not audit the accompanying financial statements and, accordingly, we are unable to express, and do not express an opinion on them.

Our review was made in reference to the applicable sections of legislative criteria, as reflected by the Ohio Constitution, and the Revised Code, policies, procedures and guidelines of the Auditor of State, regulations and grant requirements. The Buckeye Central Local School District is responsible for compliance with these laws and regulations.

A handwritten signature in black ink that reads "Dave Yost".

Dave Yost
Auditor of State

February 16, 2018

This page intentionally left blank.

Buckeye Central Local School District
Crawford County, Ohio
Table of Contents
June 30, 2017

	<i>Page</i>
Independent Auditor’s Report.....	1
Management’s Discussion and Analysis.....	5
Basic Financial Statements:	
Government-Wide Financial Statements:	
Statement of Net Position	17
Statement of Activities.....	18
Fund Financial Statements:	
Balance Sheet – Governmental Funds	19
Reconciliation of Total Governmental Fund Balances to Net Position of Governmental Activities.....	20
Statement of Revenues, Expenditures and Changes in Fund Balances – Governmental Funds	21
Reconciliation of the Statement of Revenues, Expenditures and Changes in Fund Balances of Governmental Funds to the Statement of Activities	22
Statement of Revenues, Expenditures and Changes in Fund Balance – Budget and Actual (Non-GAAP Budgetary Basis) – General Fund.....	23
Statement of Fiduciary Net Position – Fiduciary Funds.....	24
Statement of Changes in Fiduciary Net Position – Fiduciary Fund.....	25
Notes to the Basic Financial Statements.....	27
Required Supplementary Information:	
Schedule of the District’s Proportionate Share of the Net Pension Liability:	
School Employees Retirement System (SERS) of Ohio.....	65
State Teachers Retirement System (STRS) of Ohio	66
Schedule of District Contributions:	
School Employees Retirement System (SERS) of Ohio.....	67
State Teachers Retirement System (STRS) of Ohio	69
Notes to Required Supplementary Information	71
Independent Auditor’s Report on Internal Control over Financial Reporting and on Compliance and Other Matters Based on an Audit of Financial Statements Performed in Accordance with Government Auditing Standards.....	72

This page intentionally left blank.

December 7, 2017

To the Board of Education
Buckeye Central Local School District
Crawford County, Ohio
938 S. Kibler Street
New Washington, OH 44854

Independent Auditor's Report

Report on the Financial Statements

We have audited the accompanying financial statements of the governmental activities, each major fund, and the aggregate remaining fund information of the Buckeye Central Local School District, Crawford County, Ohio, (the "District") as of and for the year ended June 30, 2017, and the related notes to the financial statements, which collectively comprise the District's basic financial statements as listed in the table of contents.

Management's Responsibility for the Financial Statements

Management is responsible for the preparation and fair presentation of these financial statements in accordance with accounting principles generally accepted in the United States of America; this includes the design, implementation, and maintenance of internal control relevant to the preparation and fair presentation of financial statements that are free from material misstatement, whether due to fraud or error.

Auditor's Responsibility

Our responsibility is to express opinions on these financial statements based on our audit. We conducted our audit in accordance with auditing standards generally accepted in the United States of America and the standards applicable to financial audits contained in *Government Auditing Standards*, issued by the Comptroller General of the United States. Those standards require that we plan and perform the audit to obtain reasonable assurance about whether the financial statements are free from material misstatement.

An audit involves performing procedures to obtain audit evidence about the amounts and disclosures in the financial statements. The procedures selected depend on the auditor's judgment, including the assessment of the risks of material misstatement of the financial statements, whether due to fraud or error. In making those risk assessments, the auditor considers internal control relevant to the entity's preparation and fair presentation of the financial statements in order to design audit procedures that are appropriate in the circumstances, but not for the purpose of expressing an opinion on the effectiveness of the entity's internal control. Accordingly, we express no such opinion. An audit also includes evaluating the appropriateness of accounting policies used and the reasonableness of significant accounting estimates made by management, as well as evaluating the overall presentation of the financial statements.

We believe that the audit evidence we have obtained is sufficient and appropriate to provide a basis for our audit opinions.

Opinions

In our opinion, the financial statements referred to above present fairly, in all material respects, the respective financial position of the governmental activities, each major fund, and the aggregate remaining fund information of the Buckeye Central Local School District, Crawford County, Ohio, as of June 30, 2017, and the respective changes in financial position and the budgetary comparison for the general fund for the year then ended in accordance with accounting principles generally accepted in the United States of America.

Other Matters

Required Supplementary Information

Accounting principles generally accepted in the United States of America require that the *Management's Discussion and Analysis*, *Schedule of the District's Proportionate Share of the Net Pension Liability*, and *Schedule of District Contributions* on pages 5–15, 65-66, and 67–70, respectively, be presented to supplement the basic financial statements. Such information, although not a part of the basic financial statements, is required by the Governmental Accounting Standards Board who considers it to be an essential part of financial reporting for placing the basic financial statements in an appropriate operational, economic, or historical context. We have applied certain limited procedures to the required supplementary information in accordance with auditing standards generally accepted in the United States of America, which consisted of inquiries of management about the methods of preparing the information and comparing the information for consistency with management's responses to our inquiries, the basic financial statements, and other knowledge we obtained during our audit of the basic financial statements. We do not express an opinion or provide any assurance on the information because the limited procedures do not provide us with sufficient evidence to express an opinion or provide any assurance.

Other Reporting Required by Government Auditing Standards

In accordance with *Government Auditing Standards*, we have also issued our report dated December 7, 2017 on our consideration of the District's internal control over financial reporting and on our tests of its compliance with certain provisions of laws, regulations, contracts, and grant agreements and other matters. The purpose of that report is to describe the scope of our testing of internal control over financial reporting and compliance and the results of that testing, and not to provide an opinion on internal control over financial reporting or on compliance. That report is an integral part of an audit performed in accordance with *Government Auditing Standards* in considering the District's internal control over financial reporting and compliance.

Rea & Associates, Inc.

Wooster, Ohio

This page intentionally left blank

This page intentionally left blank

**BUCKEYE CENTRAL LOCAL SCHOOL DISTRICT
CRAWFORD COUNTY, OHIO**

**MANAGEMENT'S DISCUSSION AND ANALYSIS
FOR THE FISCAL YEAR ENDED JUNE 30, 2017**

The management's discussion and analysis of the Buckeye Central Local School District's (the "District") financial performance provides an overall review of the District's financial activities for the fiscal year ended June 30, 2017. The intent of this discussion and analysis is to look at the District's financial performance as a whole; readers should also review the basic financial statements and the notes to the basic financial statements to enhance their understanding of the District's financial performance.

Financial Highlights

Key financial highlights for fiscal year 2017 are as follows:

- In total, net position of governmental activities increased \$591,964 which represents a 4.23% increase from 2016.
- General revenues accounted for \$10,121,555 in revenue or 87.61 % of all revenues. Program specific revenues in the form of charges for services and sales, grants and contributions accounted for \$1,431,023 or 12.39% of total revenues of \$11,552,578.
- The District had \$10,960,614 in expenses related to governmental activities; \$1,431,023 of these expenses were offset by program specific charges for services and sales, grants or contributions. General revenues supporting governmental activities (primarily taxes and unrestricted grants and entitlements) of \$10,121,555 were adequate to provide for these programs.
- The District's three major governmental funds are the general fund, bond retirement fund, and permanent improvement fund. The general fund had \$10,127,486 in revenues and \$9,885,883 in expenditures and other financing uses. During fiscal year 2017, the general fund's fund balance increased \$241,603 from a balance of \$4,910,243 to \$5,151,846.
- The bond retirement fund had \$640,004 in revenues and \$1,239,683 in expenditures and other financing uses. During fiscal year 2017, the bond retirement fund's fund balance decreased by \$599,679 from a balance of \$1,513,417 to a balance of \$913,738.
- The permanent improvement fund had \$1,598,000 in other financing sources and \$666,974 in expenditures. During fiscal year 2017, the permanent improvement fund's fund balance increased by \$931,026 from a balance of \$1,153,723 to a balance of \$2,084,749.

Using these Basic Financial Statements

This annual report consists of a series of financial statements and notes to those statements. These statements are organized so the reader can understand the District as a financial whole, an entire operating entity. The statements then proceed to provide an increasingly detailed look at specific financial activities.

The *statement of net position* and *statement of activities* provide information about the activities of the whole District, presenting both an aggregate view of the District's finances and a longer-term view of those finances. Fund financial statements provide the next level of detail. For governmental funds, these statements tell how services were financed in the short-term as well as what remains for future spending. The fund financial statements also look at the District's most significant funds with all other nonmajor funds presented in total in one column. In the case of the District, the general fund, bond retirement fund, and permanent improvement fund are the most significant funds and are considered major funds.

**BUCKEYE CENTRAL LOCAL SCHOOL DISTRICT
CRAWFORD COUNTY, OHIO**

MANAGEMENT'S DISCUSSION AND ANALYSIS
FOR THE FISCAL YEAR ENDED JUNE 30, 2017

Reporting the District as a Whole

Statement of Net Position and the Statement of Activities

While this document contains the large number of funds used by the District to provide programs and activities, the view of the District as a whole looks at all financial transactions and asks the question, "How did we do financially during 2017?" The statement of net position and the statement of activities answer this question. These statements include all *assets, deferred outflows of resources, liabilities, deferred inflows of resources, revenues and expenses* using the *accrual basis of accounting* similar to the accounting used by most private-sector companies. This basis of accounting will take into account all of the current year's revenues and expenses regardless of when cash is received or paid.

These two statements report the District's *net position* and changes in that position. This change in net position is important because it tells the reader that, for the District as a whole, the *financial position* of the District has improved or diminished. The causes of this change may be the result of many factors, some financial, some not. Non-financial factors include the District's property tax base, current property tax laws in Ohio restricting revenue growth, facility conditions, required educational programs and other factors.

In the statement of net position and the statement of activities, the Governmental Activities include the District's programs and services, including instruction, support services, extracurricular activities, and food service operations.

The District's statement of net position and statement of activities can be found on pages 17-18 of this report.

Reporting the District's Most Significant Funds

Fund Financial Statements

The analysis of the District's major governmental funds begins on page 12. Fund financial reports provide detailed information about the District's major funds. The District uses many funds to account for a multitude of financial transactions. However, these fund financial statements focus on the District's most significant funds. The District's major governmental funds are the general fund, the bond retirement fund, and the permanent improvement fund.

Governmental Funds

Most of the District's activities are reported in governmental funds, which focus on how money flows into and out of those funds and the balances left at year-end available for spending in future periods. These funds are reported using an accounting method called *modified accrual* accounting, which measures cash and all other *financial assets* than can readily be converted to cash. The governmental fund financial statements provide a detailed *short-term* view of the District's general government operations and the basic services it provides. Governmental fund information helps you determine whether there are more or fewer financial resources that can be spent in the near future to finance educational programs. The relationship (or differences) between governmental *activities* (reported in the statement of net position and the statement of activities) and governmental *funds* is reconciled in the basic financial statements. The basic governmental fund financial statements can be found on pages 19-23 of this report.

Fiduciary Funds

The District is the trustee, or fiduciary, for its scholarship programs. This activity is presented as a private-purpose trust fund. The District also acts in a trustee capacity as an agent for individuals or other entities. These activities are reported in agency funds. All of the District's fiduciary activities are reported in separate statements of fiduciary net position and changes in fiduciary net position on pages 24 and 25. These activities are excluded from the District's other financial statements because the assets cannot be utilized by the District to finance its operations.

**BUCKEYE CENTRAL LOCAL SCHOOL DISTRICT
CRAWFORD COUNTY, OHIO**

MANAGEMENT'S DISCUSSION AND ANALYSIS
FOR THE FISCAL YEAR ENDED JUNE 30, 2017

Notes to the Basic Financial Statements

The notes provide additional information that is essential to a full understanding of the data provided in the government-wide and fund financial statements. These notes to the basic financial statements can be found on pages 27-63 of this report.

Required Supplementary Information

In addition to the basic financial statements and accompanying notes, this report also presents certain required supplementary information concerning the District's net pension liability. The required supplementary information can be found on pages 65 through 71 of this report.

The District as a Whole

The statement of net position provides the perspective of the District as a whole. The table below provides a summary of the District's net position at June 30, 2017 and June 30, 2016.

	Net Position	
	Governmental Activities <u>2017</u>	Governmental Activities <u>2016</u>
<u>Assets</u>		
Current and other assets	\$ 12,913,088	\$ 11,756,394
Capital assets, net	<u>22,967,549</u>	<u>22,940,016</u>
Total assets	<u>35,880,637</u>	<u>34,696,410</u>
<u>Deferred Outflows of Resources</u>		
Unamortized deferred charges on debt refunding	262,346	276,559
Pension	<u>2,597,818</u>	<u>1,037,106</u>
Total deferred outflows of resources	<u>2,860,164</u>	<u>1,313,665</u>
<u>Liabilities</u>		
Current liabilities	1,316,960	927,503
Long-term liabilities:		
Due within one year	86,077	323,150
Due in more than one year:		
Net pension liability	12,606,970	9,973,102
Other amounts	<u>7,799,392</u>	<u>7,879,361</u>
Total liabilities	<u>21,809,399</u>	<u>19,103,116</u>
<u>Deferred Inflows of Resources</u>		
Property taxes levied for next fiscal year	2,318,232	2,229,440
Pension	<u>14,092</u>	<u>670,405</u>
Total deferred inflows of resources	<u>2,332,324</u>	<u>2,899,845</u>
<u>Net Position</u>		
Net investment in capital assets	15,281,035	15,117,251
Restricted	1,820,595	3,422,220
Unrestricted (deficit)	<u>(2,502,552)</u>	<u>(4,532,357)</u>
Total net position	<u>\$ 14,599,078</u>	<u>\$ 14,007,114</u>

**BUCKEYE CENTRAL LOCAL SCHOOL DISTRICT
CRAWFORD COUNTY, OHIO**

MANAGEMENT'S DISCUSSION AND ANALYSIS
FOR THE FISCAL YEAR ENDED JUNE 30, 2017

The District adopted GASB Statement 68, "Accounting and Financial Reporting for Pensions—an Amendment of GASB Statement 27," which significantly revises accounting for pension costs and liabilities. For reasons discussed below, many end users of this financial statement will gain a clearer understanding of the District's actual financial condition by adding deferred inflows related to pension and the net pension liability to the reported net position and subtracting deferred outflows of resources related to pension.

Governmental Accounting Standards Board standards are national and apply to all government financial reports prepared in accordance with generally accepted accounting principles. When accounting for pension costs, GASB 27 focused on a funding approach. This approach limited pension costs to contributions annually required by law, which may or may not be sufficient to fully fund each plan's *net pension liability*. GASB 68 takes an earnings approach to pension accounting; however, the nature of Ohio's statewide pension systems and state law governing those systems requires additional explanation in order to properly understand the information presented in these statements.

Under the standards required by GASB 68, the net pension liability equals the District's proportionate share of each plan's collective:

1. Present value of estimated future pension benefits attributable to active and inactive employees' past service
2. Minus plan assets available to pay these benefits

GASB notes that pension obligations, whether funded or unfunded, are part of the "employment exchange" – that is, the employee is trading his or her labor in exchange for wages, benefits, and the promise of a future pension. GASB noted that the unfunded portion of this pension promise is a present obligation of the government, part of a bargained-for benefit to the employee, and should accordingly be reported by the government as a liability since they received the benefit of the exchange. However, the District is not responsible for certain key factors affecting the balance of this liability. In Ohio, the employee shares the obligation of funding pension benefits with the employer. Both employer and employee contribution rates are capped by State statute. A change in these caps requires action of both Houses of the General Assembly and approval of the Governor. Benefit provisions are also determined by State statute. The employee enters the employment exchange with the knowledge that the employer's promise is limited not by contract but by law. The employer enters the exchange also knowing that there is a specific, legal limit to its contribution to the pension system. In Ohio, there is no legal means to enforce the unfunded liability of the pension system *as against the public employer*. State law operates to mitigate/lessen the moral obligation of the public employer to the employee, because all parties enter the employment exchange with notice as to the law. The pension system is responsible for the administration of the plan.

Most long-term liabilities have set repayment schedules or, in the case of compensated absences (i.e. sick and vacation leave), are satisfied through paid time-off or termination payments. There is no repayment schedule for the net pension liability. As explained above, changes in pension benefits, contribution rates, and return on investments affect the balance of the net pension liability, but are outside the control of the local government. In the event that contributions, investment returns, and other changes are insufficient to keep up with required pension payments, State statute does not assign/identify the responsible party for the unfunded portion. Due to the unique nature of how the net pension liability is satisfied, this liability is separately identified within the long-term liability section of the statement of net position.

In accordance with GASB 68, the District's statements prepared on an accrual basis of accounting include an annual pension expense for their proportionate share of each plan's *change* in net pension liability not accounted for as deferred inflows/outflows of resources.

Over time, net position can serve as a useful indicator of a government's financial position. At June 30, 2017, the District's assets and deferred outflows of resources exceeded liabilities and deferred inflows of resources by \$14,599,078. The unrestricted portion of net position is a deficit of \$2,502,552.

**BUCKEYE CENTRAL LOCAL SCHOOL DISTRICT
CRAWFORD COUNTY, OHIO**

MANAGEMENT'S DISCUSSION AND ANALYSIS
FOR THE FISCAL YEAR ENDED JUNE 30, 2017

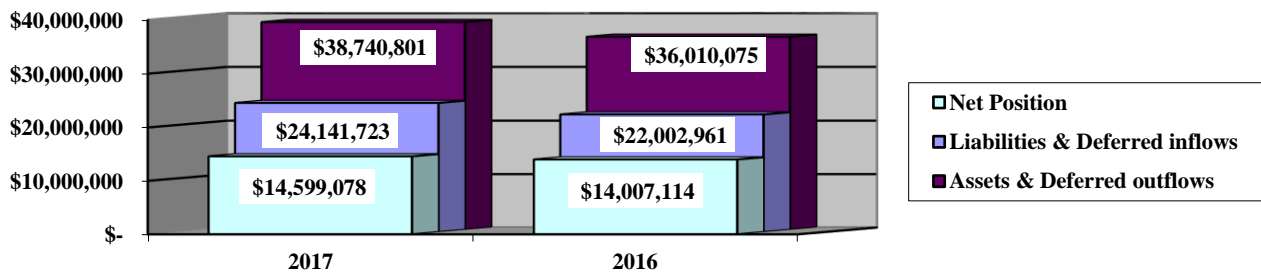
Current and other assets increased \$1,156,694 in fiscal year 2017. This is primarily due to an increase of cash and investments from operations totaling \$1,038,967.

At year-end, capital assets represented 64.01% of total assets. Capital assets include land, construction in progress, land improvements, buildings and improvements, furniture and equipment and vehicles. Net investment in capital assets at June 30, 2017, was \$15,281,035. These capital assets are used to provide services to the students and are not available for future spending. Although the District's investment in capital assets is reported net of related debt, it should be noted that the resources to repay the debt must be provided from other sources, since capital assets may not be used to liquidate these liabilities.

A portion of the District's net position, \$1,820,595, represents resources that are subject to external restriction on how they may be used. The remaining balance of unrestricted net position is a deficit of \$2,502,552, which was primarily caused by GASB 68, net pension liability and related accruals.

The graph below illustrates the District's assets and deferred outflows, liabilities and deferred inflows of resources, and net position at June 30, 2017 and June 30, 2016.

Governmental Activities



The table below shows the change in net position for fiscal years 2017 and 2016.

	<u>Change in Net Position</u>	
	Governmental Activities <u>2017</u>	Governmental Activities <u>2016</u>
<u>Revenues</u>		
Program revenues:		
Charges for services and sales	\$ 490,871	\$ 469,893
Operating grants and contributions	940,152	921,881
General revenues:		
Property taxes	3,165,773	3,163,158
School district income tax	1,643,200	1,636,263
Grants and entitlements	5,112,014	5,175,880
Investment earnings	62,708	21,207
Miscellaneous	137,860	43,113
Total revenues	<u>11,552,578</u>	<u>11,431,395</u>

- Continued

**BUCKEYE CENTRAL LOCAL SCHOOL DISTRICT
CRAWFORD COUNTY, OHIO**

MANAGEMENT'S DISCUSSION AND ANALYSIS
FOR THE FISCAL YEAR ENDED JUNE 30, 2017

	<u>Change in Net Position (Continued)</u>	
	Governmental Activities <u>2017</u>	Governmental Activities <u>2016</u>
<u>Expenses</u>		
Program expenses:		
Instruction:		
Regular	\$ 5,133,394	\$ 4,745,534
Special	1,423,110	1,055,594
Vocational	198,778	178,245
Other	-	31,387
Support services:		
Pupil	295,393	325,529
Instructional staff	116,322	107,704
Board of education	19,048	23,110
Administration	1,017,783	793,444
Fiscal	354,610	313,063
Business	10,247	6,369
Operations and maintenance	612,671	729,198
Pupil transportation	577,479	475,103
Central	125,555	115,329
Operations of non-instructional services:		
Food service operations	357,576	344,264
Non-instructional services	44,219	44,011
Extracurricular activities	439,445	448,137
Interest and fiscal charges	<u>234,984</u>	<u>318,313</u>
Total expenses	<u>10,960,614</u>	<u>10,054,334</u>
Change in net position	591,964	1,377,061
Net position at beginning of year	<u>14,007,114</u>	<u>12,630,053</u>
Net position at end of year	<u>\$ 14,599,078</u>	<u>\$ 14,007,114</u>

Governmental Activities

Net position of the District's governmental activities increased \$591,964. Total governmental expenses of \$10,960,614, were offset by program revenues of \$1,431,023 and general revenues of \$10,121,555. Program revenues supported 13.06% of the total governmental expenses.

The primary sources of revenue for governmental activities are derived from taxes, and grants and entitlements. These revenue sources represent 85.88% of total governmental revenue. Property tax revenues increased due to fluctuations in the amount of tax collected from increased CAUV values and amounts available for advance at fiscal year-end by the Crawford County Auditor. Tax advances available are recorded as revenue under GAAP. The amount of tax advances available at June 30, 2017, 2016, 2015 was \$836,768, \$793,819 and \$639,363, respectively. The amount of tax advance available at year-end can vary depending upon when the county auditors distribute tax bills

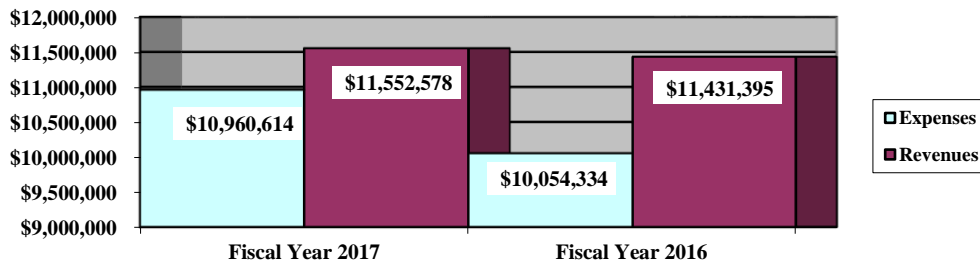
**BUCKEYE CENTRAL LOCAL SCHOOL DISTRICT
CRAWFORD COUNTY, OHIO**

**MANAGEMENT'S DISCUSSION AND ANALYSIS
FOR THE FISCAL YEAR ENDED JUNE 30, 2017**

The largest expense of the District is for instructional programs. Instruction expenses totaled \$6,755,282 or 61.63% of total governmental expenses for fiscal year 2017. This increased \$775,909 from the prior fiscal year due to increased pension expense related to GASB 68 and increased personnel costs.

The graph below presents the District's governmental activities revenues and expenses for fiscal year 2017 and 2016.

Governmental Activities - Revenues and Expenses



The statement of activities shows the cost of program services and the charges for services and sales, and grants and contributions offsetting those services. The following table shows, for governmental activities, the total cost of services and the net cost of services. That is, it identifies the cost of these services supported by tax revenue and unrestricted State grants and entitlements.

Governmental Activities

	Total Cost of Services <u>2017</u>	Net Cost of Services <u>2017</u>	Total Cost of Services <u>2016</u>	Net Cost of Services <u>2016</u>
Program expenses				
Instruction:				
Regular	\$ 5,133,394	\$ 4,881,964	\$ 4,745,534	\$ 4,511,182
Special	1,423,110	781,547	1,055,594	500,943
Vocational	198,778	149,866	178,245	136,450
Other	-	-	31,387	-
Support services:				
Pupil	295,393	295,393	325,529	288,821
Instructional staff	116,322	89,173	107,704	76,946
Board of education	19,048	19,048	23,110	23,110
Administration	1,017,783	1,017,783	793,444	793,444
Fiscal	354,610	354,375	313,063	313,063
Business	10,247	10,247	6,369	6,369
Operations and maintenance	612,671	605,564	729,198	728,348
Pupil transportation	577,479	577,479	475,103	475,025
Central	125,555	120,155	115,329	106,554
Operations of non-instructional services:				
Food service operations	357,576	59,513	344,264	33,934
Non-instructional services	44,219	17,480	44,011	21,914
Extracurricular activities	439,445	315,020	448,137	328,144
Interest and fiscal charges	234,984	234,984	318,313	318,313
Total expenses	<u>\$ 10,960,614</u>	<u>\$ 9,529,591</u>	<u>\$ 10,054,334</u>	<u>\$ 8,662,560</u>

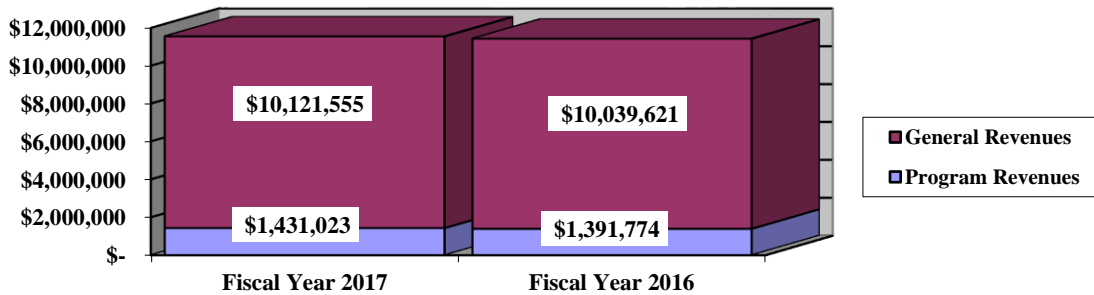
**BUCKEYE CENTRAL LOCAL SCHOOL DISTRICT
CRAWFORD COUNTY, OHIO**

MANAGEMENT'S DISCUSSION AND ANALYSIS
FOR THE FISCAL YEAR ENDED JUNE 30, 2017

The dependence upon tax and other general revenues for governmental activities is apparent, 86.06% of instruction activities are supported through general revenues. For all governmental activities, general revenue support is 86.94%. The District's taxpayers and grants and entitlements received from the State of Ohio that are not restricted in use are by far the primary support for District's students.

The graph below presents the District's governmental activities revenue for fiscal year 2017 and 2016.

Governmental Activities - General and Program Revenues



The District's Funds

The District's governmental funds (as presented on the balance sheet on page 19) reported a combined fund balance of \$9,075,571, which is higher than last year's total of \$8,358,883. The schedule below indicates the fund balance and the total change in fund balance as of June 30, 2017 and 2016.

	Fund Balance <u>June 30, 2017</u>	Fund Balance <u>June 30, 2016</u>	<u>Change</u>	Percentage <u>Change</u>
General	\$ 5,151,846	\$ 4,910,243	\$ 241,603	4.92 %
Bond retirement	913,738	1,513,417	(599,679)	(39.62) %
Permanent improvement	2,084,749	1,153,723	931,026	80.70
Other governmental	925,238	781,500	143,738	18.39 %
Total	<u>\$ 9,075,571</u>	<u>\$ 8,358,883</u>	<u>\$ 716,688</u>	8.57 %

THIS SPACE INTENTIONALLY LEFT BLANK

**BUCKEYE CENTRAL LOCAL SCHOOL DISTRICT
CRAWFORD COUNTY, OHIO**

MANAGEMENT'S DISCUSSION AND ANALYSIS
FOR THE FISCAL YEAR ENDED JUNE 30, 2017

General Fund

The District's general fund balance increased \$241,603.

The table that follows assists in illustrating the financial activities and fund balance of the general fund.

	<u>2017</u> <u>Amount</u>	<u>2016</u> <u>Amount</u>	<u>Change</u>	<u>Percentage</u> <u>Change</u>
<u>Revenues</u>				
Taxes	\$ 4,247,139	\$ 4,138,004	\$ 109,135	2.64 %
Earnings on investments	58,629	19,690	38,939	197.76 %
Intergovernmental	5,426,110	5,452,181	(26,071)	(0.48) %
Other revenues	<u>395,608</u>	<u>302,757</u>	<u>92,851</u>	30.67 %
Total	<u>\$ 10,127,486</u>	<u>\$ 9,912,632</u>	<u>\$ 214,854</u>	2.17 %
<u>Expenditures</u>				
Instruction	\$ 5,766,012	\$ 5,395,824	\$ 370,188	6.86 %
Support services	2,887,250	2,606,743	280,507	10.76 %
Non-instructional services	2,260	424	1,836	433.02 %
Extracurricular activities	191,659	252,018	(60,359)	(23.95) %
Debt service	<u>73,702</u>	<u>73,702</u>	<u>-</u>	- %
Total	<u>\$ 8,920,883</u>	<u>\$ 8,328,711</u>	<u>\$ 592,172</u>	7.11 %

Revenues of the general fund increased \$214,854 or 2.17%. Tax revenues increased by \$109,135. This increase can be attributed to increased collections from changes in CAUV valuation and a change in the amount of tax advance that was available to the District from the County Auditor at June 30, 2017, June 30, 2016, and June 30, 2015. This variance resulted in more tax revenue being reported in fiscal year 2017. The amount of tax advances available from the County Auditor can vary depending upon when tax bills are mailed. Intergovernmental revenues decreased by \$26,071 during fiscal year 2017.

Expenditures of the general fund increased \$592,172 or 7.11% which can be primarily attributed to increases in instructional expenditures related to increased personnel costs.

Bond Retirement Fund

The bond retirement fund had \$640,004 in revenues during fiscal year 2017. The bond retirement fund had \$1,239,683 in expenditures and other financing uses. During fiscal year 2017, the bond retirement fund's fund balance decreased by \$599,679 from a balance of \$1,513,417 to a balance of \$913,738. This decrease can primarily be attributed to a transfer to the permanent improvement fund.

Permanent Improvement Fund

The permanent improvement fund had \$1,598,000 in other financing sources during fiscal year 2017. The permanent improvement fund had \$666,974 in expenditures. During fiscal year 2017, the permanent improvement fund's fund balance increased by \$931,026 from a balance of \$1,153,723 to a balance of \$2,084,749. This increase can primarily be attributed to transfers received from the general fund and the bond retirement fund.

**BUCKEYE CENTRAL LOCAL SCHOOL DISTRICT
CRAWFORD COUNTY, OHIO**

MANAGEMENT'S DISCUSSION AND ANALYSIS
FOR THE FISCAL YEAR ENDED JUNE 30, 2017

General Fund Budgeting Highlights

The District's budget is prepared according to Ohio law and is based on accounting for certain transactions on a basis of cash receipts, disbursements and encumbrances. The most significant budgeted fund is the general fund.

For the general fund, original budgeted revenues and other financing sources were \$10,168,438 which was more than final budgeted revenues and other financing sources of \$10,068,538. Actual revenues and other financing sources for fiscal year 2017, were \$10,114,194. This represents a \$45,656 increase over final budgeted revenues.

General fund original appropriations and other financing uses totaled \$9,121,886 and final appropriations and other financing uses totaled \$10,214,716. This increase of \$1,092,830 was due to an increase in budgeted instructional activities and transfers. The actual budget basis expenditures and other financing uses for fiscal year 2017 totaled \$10,005,270, which is lower than the final budget appropriations by \$209,446.

Capital Assets and Debt Administration

Capital Assets

At the end of fiscal year 2017, the District had \$22,967,549 invested in land, construction in progress, land improvements, buildings and improvements, furniture and equipment, and vehicles. This entire amount is reported in governmental activities.

The following table shows June 30, 2017 balances compared to June 30, 2016.

**Capital Assets at June 30
(Net of Depreciation)**

	Governmental Activities	
	2017	2016
Land	\$ 421,398	\$ 421,398
Land improvements	116,351	126,657
Building and improvements	21,472,601	21,980,021
Furniture and equipment	173,747	224,759
Vehicles	221,419	187,181
CIP	562,033	-
Total	\$ 22,967,549	\$ 22,940,016

The overall increase in capital assets of \$27,533 is primarily due to the District beginning to construct a new auxiliary gym, which exceeded depreciation.

See Note 9 to the basic financial statements for additional information on the District's capital assets.

**BUCKEYE CENTRAL LOCAL SCHOOL DISTRICT
CRAWFORD COUNTY, OHIO**

MANAGEMENT'S DISCUSSION AND ANALYSIS
FOR THE FISCAL YEAR ENDED JUNE 30, 2017

Debt Administration

The following table summarizes the District's long term debt outstanding at June 30, 2017.

	Governmental Activities	
	2017	2016
Current interest bonds - Series 2007	\$ -	\$ 240,000
Current interest bonds - Series 2016	6,590,000	6,590,000
Loans payable	236,548	269,304
Capital lease obligations	21,883	46,294
Total	\$ 6,848,431	\$ 7,145,598

At June 30, 2017, the District had \$6,848,431 in current interest bonds, loans payable, and capital lease obligations. Of this total, \$56,332 is due within one year and \$6,792,099 is due in greater than one year.

See Note 11 to the basic financial statements for additional information on the District's debt administration.

Current Financial Related Activities

Overall, the District is financially sound. The challenge for the District is to continue to provide the resources necessary to meet student needs and be able to stay within the five-year forecast. The five year forecast is utilized to effectively and efficiently manage the District's resources to the fullest. In fiscal year 2012, the District's expenses exceeded revenue. Reductions and cuts were made which attributed to an increase in net position for fiscal year 2013. In fiscal year 2014, 2015, and 2016 the District has had excess revenue over expenditures. Increased CAUV property values have allowed growth in property tax and the income tax has rebounded after a decrease in fiscal year 2013. The district received a substantial increase in state funds for fiscal year 2016 and 2017. The district has property within the Rover Pipeline Project. Conversation with the County Auditor has taken place but at this time no actual revenue figures are available.

The largest portion of expenditures is salaries and fringe benefits. The Board will continue to negotiate within the five-year forecast. The Board and BCEA have worked together to negotiate health insurance plans that have helped control the escalating cost of health insurance.

A 6.3 mill bond levy was passed in February 2007. The District participated with the Ohio School Facilities Commission on this project with and 80% state share and 20% local share. The total co-funded share was \$21,284,160. A Locally Funded Initiative (LFI) was passed totaling \$3,874,288 making the total project cost \$25,158,448. The project was completed and the new facility opened for the 2009-2010 school year. The project funds have been closed however; the district has been spending interest dollars earned during the project to do various improvements on the property. An auxiliary gym project began in April 2017 and should be completed in November of 2017. Approximate cost of the project is \$1,743,670.

It remains a top priority of the Board to use the ever changing data to build a plan that will meet the needs of our students.

Contacting the District's Financial Management

This financial report is designed to provide our citizens, taxpayers, and investors and creditors with a general overview of the District's finances and to show the District's accountability for the money it receives. If you have questions about this report or need additional financial information contact: Ms. Nancy Ackerman, Buckeye Central Local School District, 938 S. Kibler Street, New Washington, Ohio 44854.

THIS PAGE IS INTENTIONALLY LEFT BLANK

**BUCKEYE CENTRAL LOCAL SCHOOL DISTRICT
CRAWFORD COUNTY, OHIO**

STATEMENT OF NET POSITION
JUNE 30, 2017

	Governmental Activities
Assets:	
Equity in pooled cash and investments.	\$ 8,871,346
Receivables:	
Property taxes	3,240,146
Income taxes.	629,095
Accounts.	259
Accrued interest	1,758
Intergovernmental	135,321
Prepayments	26,626
Materials and supplies inventory.	1,439
Inventory held for resale.	7,098
Capital assets:	
Non-depreciable capital assets	983,431
Depreciable capital assets, net.	21,984,118
Capital assets, net	22,967,549
Total assets.	35,880,637
 Deferred outflows of resources:	
Unamortized deferred charges on debt refunding	262,346
Pension - STRS	1,965,482
Pension - SERS	632,336
Total deferred outflows of resources	2,860,164
 Liabilities:	
Accounts payable.	36,570
Contracts payable.	290,578
Accrued wages and benefits payable	725,081
Intergovernmental payable	102,749
Pension and postemployment obligation payable.	130,445
Accrued interest payable	31,537
Long-term liabilities:	
Due within one year.	86,077
Due in more than one year:	
Net pension liability	12,606,970
Other amounts due in more than one year	7,799,392
Total liabilities	21,809,399
 Deferred inflows of resources:	
Property taxes levied for the next fiscal year.	2,318,232
Pension - SERS.	14,092
Total deferred inflows of resources	2,332,324
 Net Position:	
Net investment in capital assets	15,281,035
Restricted for:	
Capital projects	86,535
Classroom facilities maintenance.	726,109
Debt service.	897,638
State funded programs.	3,249
Federally funded programs	78,648
Student activities	27,916
Food service operations	500
Unrestricted (deficit)	(2,502,552)
Total net position.	\$ 14,599,078

SEE ACCOMPANYING NOTES TO THE BASIC FINANCIAL STATEMENTS

**BUCKEYE CENTRAL LOCAL SCHOOL DISTRICT
CRAWFORD COUNTY, OHIO**

STATEMENT OF ACTIVITIES
FOR THE FISCAL YEAR ENDED JUNE 30, 2017

	Expenses	Program Revenues		Net (Expense)
		Charges for Services and Sales	Operating Grants and Contributions	Revenue and Changes in Net Position
				Governmental Activities
Governmental activities:				
Instruction:				
Regular	\$ 5,133,394	\$ 251,430	\$ -	\$ (4,881,964)
Special	1,423,110	-	641,563	(781,547)
Vocational	198,778	-	48,912	(149,866)
Support services:				
Pupil	295,393	-	-	(295,393)
Instructional staff	116,322	-	27,149	(89,173)
Board of education	19,048	-	-	(19,048)
Administration	1,017,783	-	-	(1,017,783)
Fiscal	354,610	-	235	(354,375)
Business	10,247	-	-	(10,247)
Operations and maintenance	612,671	2,000	5,107	(605,564)
Pupil transportation	577,479	-	-	(577,479)
Central	125,555	-	5,400	(120,155)
Operation of non-instructional services:				
Other non-instructional services	44,219	-	26,739	(17,480)
Food service operations	357,576	114,516	183,547	(59,513)
Extracurricular activities	439,445	122,925	1,500	(315,020)
Interest and fiscal charges	234,984	-	-	(234,984)
Total governmental activities	\$ 10,960,614	\$ 490,871	\$ 940,152	(9,529,591)

General revenues:	
Property taxes levied for:	
General purposes	2,572,019
Debt service	553,095
Special revenue	40,659
School district income tax	1,643,200
Grants and entitlements not restricted to specific programs	5,112,014
Investment earnings	62,708
Miscellaneous	137,860
Total general revenues	10,121,555
Change in net position	591,964
Net position at beginning of year	14,007,114
Net position at end of year	\$ 14,599,078

SEE ACCOMPANYING NOTES TO THE BASIC FINANCIAL STATEMENTS

**BUCKEYE CENTRAL LOCAL SCHOOL DISTRICT
CRAWFORD COUNTY, OHIO**

BALANCE SHEET
GOVERNMENTAL FUNDS
JUNE 30, 2017

	<u>General</u>	<u>Bond Retirement</u>	<u>Permanent Improvement</u>	<u>Nonmajor Governmental Funds</u>	<u>Total Governmental Funds</u>
Assets:					
Equity in pooled cash and investments	\$ 4,876,474	\$ 771,458	\$ 2,375,327	\$ 848,087	\$ 8,871,346
Receivables:					
Property taxes	2,623,549	575,437	-	41,160	3,240,146
Income taxes	629,095	-	-	-	629,095
Accounts	259	-	-	-	259
Accrued interest	1,758	-	-	-	1,758
Intergovernmental	53,427	-	-	81,894	135,321
Prepayments	26,626	-	-	-	26,626
Materials and supplies inventory	-	-	-	1,439	1,439
Inventory held for resale	-	-	-	7,098	7,098
Total assets	<u>\$ 8,211,188</u>	<u>\$ 1,346,895</u>	<u>\$ 2,375,327</u>	<u>\$ 979,678</u>	<u>\$ 12,913,088</u>
Liabilities:					
Accounts payable	\$ 36,570	\$ -	\$ -	\$ -	\$ 36,570
Contracts payable	-	-	290,578	-	290,578
Accrued wages and benefits payable	704,001	-	-	21,080	725,081
Compensated absences payable	7,163	-	-	-	7,163
Intergovernmental payable	102,572	-	-	177	102,749
Pension and postemployment obligation payable	127,506	-	-	2,939	130,445
Total liabilities	<u>977,812</u>	<u>-</u>	<u>290,578</u>	<u>24,196</u>	<u>1,292,586</u>
Deferred inflows of resources:					
Property taxes levied for the next fiscal year	1,871,428	417,720	-	29,084	2,318,232
Delinquent property tax revenue not available	68,549	15,437	-	1,160	85,146
Income tax revenue not available	109,030	-	-	-	109,030
Intergovernmental revenue not available	32,523	-	-	-	32,523
Total deferred inflows of resources	<u>2,081,530</u>	<u>433,157</u>	<u>-</u>	<u>30,244</u>	<u>2,544,931</u>
Fund balances:					
Nonspendable:					
Materials and supplies inventory	-	-	-	1,439	1,439
Prepays	26,626	-	-	-	26,626
Restricted:					
Debt service	-	913,738	-	-	913,738
Capital improvements	-	-	-	86,535	86,535
Classroom facilities maintenance	-	-	-	724,949	724,949
Food service operations	-	-	-	2,002	2,002
Non-public schools	-	-	-	3	3
Special education	-	-	-	63,066	63,066
Targeted academic assistance	-	-	-	15,582	15,582
Other purposes	-	-	-	3,746	3,746
Extracurricular	-	-	-	27,916	27,916
Committed:					
Capital improvements	-	-	2,084,749	-	2,084,749
Assigned:					
Student and staff support	148,446	-	-	-	148,446
Extracurricular activities	2,351	-	-	-	2,351
Unassigned	4,974,423	-	-	-	4,974,423
Total fund balances	<u>5,151,846</u>	<u>913,738</u>	<u>2,084,749</u>	<u>925,238</u>	<u>9,075,571</u>
Total liabilities, deferred inflows and fund balances	<u>\$ 8,211,188</u>	<u>\$ 1,346,895</u>	<u>\$ 2,375,327</u>	<u>\$ 979,678</u>	<u>\$ 12,913,088</u>

SEE ACCOMPANYING NOTES TO THE BASIC FINANCIAL STATEMENTS

**BUCKEYE CENTRAL LOCAL SCHOOL DISTRICT
CRAWFORD COUNTY, OHIO**

RECONCILIATION OF TOTAL GOVERNMENTAL FUND BALANCES TO
NET POSITION OF GOVERNMENTAL ACTIVITIES
JUNE 30, 2017

Total governmental fund balances		\$	9,075,571
<i>Amounts reported for governmental activities on the statement of net position are different because:</i>			
Capital assets used in governmental activities are not financial resources and therefore are not reported in the funds.			22,967,549
Other long-term assets are not available to pay for current-period expenditures and therefore are deferred inflows in the funds.			
Property taxes receivable	\$	85,146	
Income taxes receivable		109,030	
Intergovernmental receivable		32,523	
Total			226,699
Unamortized premiums on bonds issued are not recognized in the funds.			(809,852)
Unamortized amounts on refundings are not recognized in the funds.			262,346
Accrued interest payable is not due and payable in the current period and therefore is not reported in the funds.			(31,537)
Long-term liabilities are not due and payable in the current period and therefore are not reported in the funds.			
General obligation bonds payable		(6,590,000)	
Capital lease obligations		(21,883)	
Compensated absences payable		(220,023)	
Loans payable		(236,548)	
Total			(7,068,454)
The net pension liability is not due and payable in the current period; therefore, liability and related deferred inflows are not reported in governmental funds.			
Deferred outflows - Pension		2,597,818	
Deferred Inflows - Pension		(14,092)	
Net pension liability		(12,606,970)	
Total			(10,023,244)
Net position of governmental activities		\$	14,599,078

SEE ACCOMPANYING NOTES TO THE BASIC FINANCIAL STATEMENTS

**BUCKEYE CENTRAL LOCAL SCHOOL DISTRICT
CRAWFORD COUNTY, OHIO**

STATEMENT OF REVENUES, EXPENDITURES AND CHANGES IN FUND BALANCES
GOVERNMENTAL FUNDS
FOR THE FISCAL YEAR ENDED JUNE 30, 2017

	<u>General</u>	<u>Bond Retirement</u>	<u>Permanent Improvement</u>	<u>Nonmajor Governmental Funds</u>	<u>Total Governmental Funds</u>
Revenues:					
From local sources:					
Property taxes	\$ 2,599,768	\$ 560,346	\$ -	\$ 41,237	\$ 3,201,351
Income taxes	1,647,371	-	-	-	1,647,371
Tuition	246,675	-	-	-	246,675
Earnings on investments	58,629	-	-	4,282	62,911
Charges for services	-	-	-	114,516	114,516
Extracurricular	4,318	-	-	118,607	122,925
Classroom materials and fees	4,755	-	-	-	4,755
Rental income	2,000	-	-	-	2,000
Contributions and donations	100	-	-	1,500	1,600
Other local revenues	137,760	-	-	6,125	143,885
Intergovernmental - state	5,358,896	79,658	-	43,902	5,482,456
Intergovernmental - federal	67,214	-	-	503,654	570,868
Total revenues	<u>10,127,486</u>	<u>640,004</u>	<u>-</u>	<u>833,823</u>	<u>11,601,313</u>
Expenditures:					
Current:					
Instruction:					
Regular	4,486,773	-	61,626	-	4,548,399
Special	1,103,950	-	-	249,133	1,353,083
Vocational	175,289	-	-	2,643	177,932
Support services:					
Pupil	282,998	-	-	-	282,998
Instructional staff	73,870	-	-	27,029	100,899
Board of education	13,925	-	-	-	13,925
Administration	950,688	-	-	-	950,688
Fiscal	328,523	15,244	-	1,086	344,853
Business	10,247	-	-	-	10,247
Operations and maintenance	605,978	-	-	23,621	629,599
Pupil transportation	506,664	-	-	-	506,664
Central	114,357	-	-	5,400	119,757
Operation of non-instructional services:					
Other operation of non-instructional	2,260	-	-	28,813	31,073
Food service operations	-	-	-	335,209	335,209
Extracurricular activities	191,659	-	-	117,151	308,810
Facilities acquisition and construction	-	-	605,348	-	605,348
Debt service:					
Principal retirement	57,167	240,000	-	-	297,167
Interest and fiscal charges	16,535	251,439	-	-	267,974
Total expenditures	<u>8,920,883</u>	<u>506,683</u>	<u>666,974</u>	<u>790,085</u>	<u>10,884,625</u>
Excess (deficiency) of revenues over (under) expenditures	<u>1,206,603</u>	<u>133,321</u>	<u>(666,974)</u>	<u>43,738</u>	<u>716,688</u>
Other financing sources (uses):					
Transfers in	-	-	1,598,000	100,000	1,698,000
Transfers (out)	(965,000)	(733,000)	-	-	(1,698,000)
Total other financing sources (uses)	<u>(965,000)</u>	<u>(733,000)</u>	<u>1,598,000</u>	<u>100,000</u>	<u>-</u>
Net change in fund balances	241,603	(599,679)	931,026	143,738	716,688
Fund balances at beginning of year	<u>4,910,243</u>	<u>1,513,417</u>	<u>1,153,723</u>	<u>781,500</u>	<u>8,358,883</u>
Fund balances at end of year	<u>\$ 5,151,846</u>	<u>\$ 913,738</u>	<u>\$ 2,084,749</u>	<u>\$ 925,238</u>	<u>\$ 9,075,571</u>

SEE ACCOMPANYING NOTES TO THE BASIC FINANCIAL STATEMENTS

**BUCKEYE CENTRAL LOCAL SCHOOL DISTRICT
CRAWFORD COUNTY, OHIO**

RECONCILIATION OF THE STATEMENT OF REVENUES, EXPENDITURES
AND CHANGES IN FUND BALANCES OF GOVERNMENTAL FUNDS
TO THE STATEMENT OF ACTIVITIES
FOR THE FISCAL YEAR ENDED JUNE 30, 2017

Net change in fund balances - total governmental funds	\$	716,688
<i>Amounts reported for governmental activities in the statement of activities are different because:</i>		
Governmental funds report capital outlays as expenditures. However, in the statement of activities, the cost of those assets is allocated over their estimated useful lives as depreciation expense.		
Capital asset additions	\$ 677,601	
Current year depreciation	<u>(650,067)</u>	
Total		27,534
Principal payments on bonds, capital leases and loans are an expenditure in the governmental funds, but the repayment reduces long-term liabilities in the statement of net position.		
		297,167
Revenues in the statement of activities that do not provide current financial resources are not reported as revenues in the funds.		
Property taxes	(35,578)	
Income taxes	(4,171)	
Intergovernmental	<u>(8,986)</u>	
Total		(48,735)
In the statement of activities, interest is accrued on outstanding bonds, whereas in governmental funds, an interest expenditure is reported when due. The following items resulted in additional interest being reported in the statement of activities:		
Accrued interest payable	3,328	
Amortization of bond premiums	43,875	
Amortization of deferred charges	<u>(14,213)</u>	
Total		32,990
Some expenses reported in the statement of activities, such as compensated absences, do not require the use of current financial resources and therefore are not reported as expenditures in governmental funds.		
		(16,837)
Contractually required pension contributions are reported as expenditures in governmental funds; however, the statement of activities reports these amounts as deferred outflows.		
		659,863
Except for amounts reported as deferred inflows/outflows, changes in the net pension liability are reported as pension expense in the statement of activities.		
		<u>(1,076,706)</u>
Change in net position of governmental activities	\$	<u>591,964</u>

SEE ACCOMPANYING NOTES TO THE BASIC FINANCIAL STATEMENTS

**BUCKEYE CENTRAL LOCAL SCHOOL DISTRICT
CRAWFORD COUNTY, OHIO**

STATEMENT OF REVENUES, EXPENDITURES AND CHANGES IN
FUND BALANCE - BUDGET AND ACTUAL (NON-GAAP BUDGETARY BASIS)
GENERAL FUND
FOR THE FISCAL YEAR ENDED JUNE 30, 2017

	<u>Budgeted Amounts</u>			Variance with Final Budget Positive (Negative)
	<u>Original</u>	<u>Final</u>	<u>Actual</u>	
Revenues:				
From local sources:				
Property taxes	\$ 2,449,522	\$ 2,548,259	\$ 2,554,729	\$ 6,470
Income taxes.	1,693,745	1,650,929	1,650,985	56
Tuition.	220,122	245,000	246,675	1,675
Earnings on investments	20,029	45,000	58,106	13,106
Classroom materials and fees	5,252	4,250	4,755	505
Rental income	1	1,000	2,000	1,000
Contributions and donations	2,000	100	100	-
Other local revenues	100,068	130,000	137,501	7,501
Intergovernmental - state	5,602,666	5,386,000	5,391,063	5,063
Intergovernmental - federal	50,033	57,000	67,214	10,214
Total revenues	10,143,438	10,067,538	10,113,128	45,590
Expenditures:				
Current:				
Instruction:				
Regular	4,584,015	4,561,600	4,505,623	55,977
Special.	973,129	1,063,654	1,049,231	14,423
Vocational.	164,261	177,575	176,607	968
Other.	50,528	46,470	46,470	-
Support services:				
Pupil.	278,988	304,402	286,128	18,274
Instructional staff	66,375	83,530	80,301	3,229
Board of education	15,091	19,100	14,788	4,312
Administration.	926,418	992,442	988,531	3,911
Fiscal	319,013	332,122	326,066	6,056
Business	35,911	44,916	44,784	132
Operations and maintenance.	649,888	725,456	691,799	33,657
Pupil transportation	517,350	558,577	515,972	42,605
Central.	120,983	116,872	114,314	2,558
Other operation of non-instructional services	16	1,000	187	813
Extracurricular activities.	219,920	222,000	199,469	22,531
Total expenditures	8,921,886	9,249,716	9,040,270	209,446
Excess of revenues over expenditures.	1,221,552	817,822	1,072,858	255,036
Other financing sources (uses):				
Refund of prior year's expenditures	25,000	1,000	1,066	66
Transfers (out).	(200,000)	(965,000)	(965,000)	-
Total other financing sources (uses)	(175,000)	(964,000)	(963,934)	66
Net change in fund balance	1,046,552	(146,178)	108,924	255,102
Fund balance at beginning of year	4,324,096	4,324,096	4,324,096	-
Prior year encumbrances appropriated	214,716	214,716	214,716	-
Fund balance at end of year	\$ 5,585,364	\$ 4,392,634	\$ 4,647,736	\$ 255,102

SEE ACCOMPANYING NOTES TO THE BASIC FINANCIAL STATEMENTS

**BUCKEYE CENTRAL LOCAL SCHOOL DISTRICT
CRAWFORD COUNTY, OHIO**

STATEMENT OF FIDUCIARY NET POSITION
FIDUCIARY FUNDS
JUNE 30, 2017

	Private-Purpose Trust	
	Scholarship	Agency
Assets:		
Equity in pooled cash and investments.	\$ 50,157	\$ 45,108
Receivables:		
Accrued interest.	8	-
Total assets.	50,165	\$ 45,108
Liabilities:		
Due to students.	-	\$ 45,108
Total liabilities	-	\$ 45,108
Net position:		
Held in trust for scholarships	50,165	
Total net position.	\$ 50,165	

SEE ACCOMPANYING NOTES TO THE BASIC FINANCIAL STATEMENTS

**BUCKEYE CENTRAL LOCAL SCHOOL DISTRICT
CRAWFORD COUNTY, OHIO**

STATEMENT OF CHANGES IN FIDUCIARY NET POSITION
FIDUCIARY FUND
FOR THE FISCAL YEAR ENDED JUNE 30, 2017

	Private-Purpose Trust
	Scholarship
Additions:	
Interest	\$ 157
Total additions.	157
Deductions:	
Scholarships awarded	209,920
Change in net position	(209,763)
Net position at beginning of year.	259,928
Net position at end of year	\$ 50,165

SEE ACCOMPANYING NOTES TO THE BASIC FINANCIAL STATEMENTS

THIS PAGE IS INTENTIONALLY LEFT BLANK

**BUCKEYE CENTRAL LOCAL SCHOOL DISTRICT
CRAWFORD COUNTY, OHIO**

NOTES TO THE BASIC FINANCIAL STATEMENTS
FOR THE FISCAL YEAR ENDED JUNE 30, 2017

NOTE 1 - DESCRIPTION OF THE SCHOOL DISTRICT

The Buckeye Central Local School District (the "District") is a body politic and corporate established for the purpose of exercising the rights and the privileges conveyed to it by the constitution and laws of the State of Ohio. The District is a local school district as defined by Section 3311.03 of the Ohio Revised Code. The District operates under an elected Board of Education (5 members) and is responsible for the provision of public education to residents of the District.

The District employs 59 certified employees and 37 non-certified employees who provide services to 822 students.

The District provides regular, vocational and special instruction. The District also provides support services for the pupils, instructional staff, general and school administration, business and fiscal services, facilities acquisitions and construction services, operation and maintenance of plant, student transportation, food services, extracurricular activities and non-programmed services.

NOTE 2 - SUMMARY OF SIGNIFICANT ACCOUNTING POLICIES

The basic financial statements of the District have been prepared in conformity with accounting principles generally accepted in the United States of America (GAAP) as applied to governmental units. The Governmental Accounting Standards Board (GASB) is the accepted standard-setting body for establishing governmental accounting and financial reporting principles. The District's significant accounting policies are described below.

A. Reporting Entity

The reporting entity has been defined in accordance with GASB Statement No. 14, "The Financial Reporting Entity" as amended by GASB Statement No. 39, "Determining Whether Certain Organizations Are Component Units" and GASB Statement No. 61, "The Financial Reporting Entity: Omnibus an Amendment of GASB Statements No. 14 and No. 34". The reporting entity is composed of the primary government and component units. The primary government consists of all funds, departments, boards and agencies that are not legally separate from the District. For the District, this includes general operations, food service, and student related activities of the District.

Component units are legally separate organizations for which the District is financially accountable. The District is financially accountable for an organization if the District appoints a voting majority of the organization's Governing Board and (1) the District is able to significantly influence the programs or services performed or provided by the organization; or (2) the District is legally entitled to or can otherwise access the organization's resources; or (3) the District is legally obligated or has otherwise assumed the responsibility to finance the deficits of, or provide financial support to, the organization; or (4) the District is obligated for the debt of the organization. Component units may also include organizations that are fiscally dependent on the District in that the District approves the budget, the issuance of debt or the levying of taxes. Certain organizations are also included as component units if the nature and significance of the relationship between the primary government and the organization is such that exclusion by the primary government would render the primary government's financial statements incomplete or misleading. Based upon the application of these criteria, the District has no component units. The basic financial statements of the reporting entity include only those of the District (the primary government).

**BUCKEYE CENTRAL LOCAL SCHOOL DISTRICT
CRAWFORD COUNTY, OHIO**

NOTES TO THE BASIC FINANCIAL STATEMENTS
FOR THE FISCAL YEAR ENDED JUNE 30, 2017

NOTE 2 - SUMMARY OF SIGNIFICANT ACCOUNTING POLICIES - (Continued)

The following organizations are described due to their relationship to the District:

PUBLIC ENTITY RISK POOLS

Wyandot Crawford Health Benefit Plan

The District is a member of the Wyandot Crawford Health Benefit Plan, which is a consortium established between the District, Galion City Schools, Carey Exempted Village Schools, Colonel Crawford Local Schools, Upper Sandusky Exempted Village Schools, Shelby City Schools and Triway Local Schools to act as a common risk management and insurance program. Refer to Note 12 for further information on this insurance pool.

Ohio School Boards Association Workers' Compensation Group Rating Program (GRP)

The District participates in a group rating plan for workers' compensation as established in Section 4123.29 of the Ohio Revised Code. The Ohio School Boards Association Workers' Compensation Group Rating Program was established as an insurance purchasing pool and is governed by a three-member Board of Directors. The Executive Director of the Ohio School Boards Association, or his/her designee, serves as coordinator of the program. Each year, the participating school districts pay an enrollment fee to the GRP to cover the costs of administering the program. Refer to Note 12 for further information on this group rating program.

JOINTLY GOVERNED ORGANIZATIONS

Northern Ohio Educational Computer Association (NOECA)

The District is a participant in the Northern Ohio Educational Computer Association (NOECA), which is a computer consortium. NOECA is an association of forty-one public school districts and educational service centers formed for the purpose of applying modern technology with the aid of computers and other electronic equipment to administrative and instructional functions among member school districts. The NOECA Board of Directors consists of two representatives from each county in which participating school districts are located, the chairman of each of the operating committees and a representative from the fiscal agent. Financial information can be obtained from its fiscal agent, the North Point Educational Service Center, Matt Bauer, who serves as Controller, 2900 South Columbus Avenue, Sandusky, Ohio 44870.

B. Fund Accounting

The District uses funds to maintain its financial records during the year. A fund is defined as a fiscal and accounting entity with a self balancing set of accounts. There are three categories of funds: governmental, proprietary and fiduciary. The District does not have proprietary funds.

GOVERNMENTAL FUNDS

Governmental funds are those through which most governmental functions typically are financed. Governmental fund reporting focuses on the sources, uses and balances of current financial resources. Expendable assets are assigned to the various governmental funds according to the purposes for which they may or must be used. Current liabilities are assigned to the fund from which they will be paid. The difference between governmental fund assets and deferred outflows of resources and liabilities and deferred inflows of resources is reported as fund balance.

**BUCKEYE CENTRAL LOCAL SCHOOL DISTRICT
CRAWFORD COUNTY, OHIO**

NOTES TO THE BASIC FINANCIAL STATEMENTS
FOR THE FISCAL YEAR ENDED JUNE 30, 2017

NOTE 2 - SUMMARY OF SIGNIFICANT ACCOUNTING POLICIES - (Continued)

The following are the District's major governmental funds:

General fund - The general fund is used to account for and report all financial resources not accounted for and reported in another fund. The general fund balance is available for any purpose provided it is expended or transferred according to the general laws of Ohio.

Bond retirement fund - The debt service fund is used to account for the accumulation of resources and payment of general obligation bond and principal and interest from governmental resources when the government is obligated in some manner for payment. It is also used to account for the accumulation or resources and payment of general obligation bonds payable.

Permanent Improvement fund - The Permanent Improvement fund is used to account for the acquisition, construction, or improvement of capital facilities other than those financed by proprietary and trust funds.

Other governmental funds of the District are used to account for (a) financial resources that are restricted, committed, or assigned to expenditures for capital outlays including the acquisition or construction of capital facilities and other capital assets and (b) specific revenue sources that are restricted or committed to an expenditure for specified purposes other than debt service or capital projects.

FIDUCIARY FUNDS

Fiduciary fund reporting focuses on net position and changes in net position. The fiduciary fund category is split into four classifications: pension trust funds, investment trust funds, private-purpose trust funds and agency funds. Trust funds are used to account for assets held by the District under a trust agreement for individuals, private organizations, or other governments and are therefore not available to support the District's own programs. The District's only trust fund is a private-purpose trust which accounts for scholarship programs for students. Agency funds are custodial in nature (assets equal liabilities) and do not involve measurement of results of operations. The District's agency fund accounts for student activities.

C. Basis of Presentation and Measurement Focus

Government-wide Financial Statements - The statement of net position and the statement of activities display information about the District as a whole. These statements include the financial activities of the primary government, except for fiduciary funds.

The government-wide statement of activities presents a comparison between direct expenses and program revenues for each function or program of the governmental activities of the District. Direct expenses are those that are specifically associated with a service, program or department and therefore clearly identifiable to a particular function. Program revenues include amounts paid by the recipient of goods or services offered by the program and grants and contributions that are restricted to meeting the operational or capital requirements of a particular program. Revenues not classified as program revenues are presented as general revenues of the District.

The government-wide financial statements are prepared using the economic resources measurement focus. All assets and deferred outflows of resources and all liabilities and deferred inflows of resources associated with the operation of the District are included on the statement of net position.

**BUCKEYE CENTRAL LOCAL SCHOOL DISTRICT
CRAWFORD COUNTY, OHIO**

NOTES TO THE BASIC FINANCIAL STATEMENTS
FOR THE FISCAL YEAR ENDED JUNE 30, 2017

NOTE 2 - SUMMARY OF SIGNIFICANT ACCOUNTING POLICIES - (Continued)

Fund Financial Statements - Fund financial statements report detailed information about the District. The focus of governmental fund financial statements is on major funds rather than reporting funds by type. Each major fund is presented in a separate column, and all nonmajor funds are aggregated into one column. Fiduciary funds are reported by fund type.

All governmental funds are accounted for using a flow of current financial resources measurement focus. With this measurement focus, only current assets and deferred outflows of resources and current liabilities and deferred inflows of resources generally are included on the balance sheet. The statement of revenues, expenditures and changes in fund balances reports on the sources (i.e., revenues and other financing sources) and uses (i.e., expenditures and other financing uses) of current financial resources. This approach differs from the manner in which the governmental activities of the government-wide financial statements are prepared. Governmental fund financial statements therefore include a reconciliation with brief explanations to better identify the relationship between the government-wide statements and the statements for governmental funds.

The private-purpose trust fund is reported using the economic resources measurement focus. The agency fund does not report a measurement focus as it does not report operations.

D. Basis of Accounting

Basis of accounting determines when transactions are recorded in the financial records and reported on the financial statements. Government-wide financial statements are prepared using the accrual basis of accounting. Governmental funds use the modified accrual basis of accounting. Fiduciary funds also use the accrual basis of accounting.

Revenues - Exchange and Nonexchange Transactions - Revenue resulting from exchange transactions, in which each party gives and receives essentially equal value, are recorded on the accrual basis when the exchange takes place. On a modified accrual basis, revenue is recorded in the fiscal year in which the resources are measurable and become available. Available means that the resources will be collected within the current fiscal year or are expected to be collected soon enough thereafter to be used to pay liabilities of the current fiscal year. For the District, available means expected to be received within sixty days of fiscal year end.

Nonexchange transactions, in which the District receives value without directly giving equal value in return, include property taxes, income taxes, grants, entitlements and donations. On an accrual basis, revenue from property taxes is recognized in the fiscal year for which the taxes are levied (See Note 6).

Revenue from income taxes is recognized in the fiscal year in which the underlying exchange transaction occurred (See Note 7).

Revenue from grants, entitlements and donations is recognized in the fiscal year in which all eligibility requirements have been satisfied. Eligibility requirements include timing requirements, which specify the year when the resources are required to be used or the fiscal year when use is first permitted, matching requirements, in which the District must provide local resources to be used for a specified purpose and expenditure requirements, in which the resources are provided to the District on a reimbursement basis. On a modified accrual basis, revenue from nonexchange transactions must also be available before it can be recognized.

**BUCKEYE CENTRAL LOCAL SCHOOL DISTRICT
CRAWFORD COUNTY, OHIO**

NOTES TO THE BASIC FINANCIAL STATEMENTS
FOR THE FISCAL YEAR ENDED JUNE 30, 2017

NOTE 2 - SUMMARY OF SIGNIFICANT ACCOUNTING POLICIES - (Continued)

Under the modified accrual basis, the following revenue sources are considered to be both measurable and available at fiscal year-end: property taxes available as an advance, income taxes, interest, tuition, grants, student fees and rentals.

Deferred Outflows of Resources and Deferred Inflows of Resources - In addition to assets, the government-wide statement of net position will report a separate section for deferred outflows of resources. Deferred outflows of resources, represents a consumption of net position that applies to a future period and will not be recognized as an outflow of resources (expense/expenditure) until then. For the District, See Note 13 for deferred outflows of resources related the District's net pension liability. In addition, deferred outflows of resources include a deferred charge on debt refunding. A deferred charge on refunding results from the difference in the carrying value of refunded debt and its reacquisition price. This amount is deferred and amortized over the shorter of the life of the refunded or refunding debt.

In addition to liabilities, both the government-wide statement of net position and the governmental fund financial statements report a separate section for deferred inflows of resources. Deferred inflows of resources represent an acquisition of net position that applies to a future period and will not be recognized as an inflow of resources (revenue) until that time. For the District, deferred inflows of resources include property taxes and unavailable revenue. Property taxes represent amounts for which there is an enforceable legal claim as of June 30, 2017, but which were levied to finance fiscal year 2018 operations. These amounts have been recorded as a deferred inflow of resources on both the government-wide statement of net position and the governmental fund financial statements. Unavailable revenue is reported only on the governmental funds balance sheet, and represents receivables which will not be collected within the available period. For the District unavailable revenue includes, but is not limited to, delinquent property taxes, income taxes, and intergovernmental grants. These amounts are deferred and recognized as an inflow of resources in the period the amounts become available.

For the District, See Note 13 for deferred inflows of resources related to the District's net pension liability. This deferred inflow of resources is only reported on the government-wide statement of net position.

Expenses/Expenditures - On the accrual basis of accounting, expenses are recognized at the time they are incurred. The entitlement value of donated commodities used during the year is reported in the statement of revenues, expenditures and changes in fund balances as an expenditure with a like amount reported as intergovernmental revenue.

The measurement focus of governmental fund accounting is on decreases in net financial resources (expenditures) rather than expenses. Expenditures are generally recognized in the accounting period in which the related fund liability is incurred, if measurable. Allocations of cost, such as depreciation and amortization, are not recognized in governmental funds.

**BUCKEYE CENTRAL LOCAL SCHOOL DISTRICT
CRAWFORD COUNTY, OHIO**

NOTES TO THE BASIC FINANCIAL STATEMENTS
FOR THE FISCAL YEAR ENDED JUNE 30, 2017

NOTE 2 - SUMMARY OF SIGNIFICANT ACCOUNTING POLICIES - (Continued)

E. Budgets

The District is required by State statute to adopt an annual appropriated cash basis budget for all funds (except agency funds). The specific timetable for fiscal year 2017 is as follows:

1. Prior to January 15, the Superintendent and Treasurer submit to the Board of Education a proposed operating budget for the fiscal year commencing the following July 1. The budget includes proposed expenditures and the means of financing for all funds. Public hearings are publicized and conducted to obtain taxpayers' comments. The purpose of this budget document is to reflect the need for existing (or increased) tax rates.
2. By no later than January 20, the Board-adopted budget is filed with the Crawford County Budget Commission for tax rate determination. The Crawford County Budget Commission waived this requirement for fiscal year 2017.
3. Prior to April 1, the Board of Education accepts, by formal resolution, the tax rates as determined by the Budget Commission and receives the Commission's certificate of estimated resources which states the projected revenue of each fund. Prior to June 30, the District must revise its budget so that total contemplated expenditures from any fund during the ensuing year will not exceed the amount stated in the certificate of estimated resources. The revised budget then serves as a basis for the appropriation measure. On or about July 1, the certificate is amended to include any unencumbered balances from the preceding year as reported by the District Treasurer. The certificate may be further amended during the year if projected increases or decreases in revenue are identified by the District Treasurer. The amounts reported in the budgetary statement, reflect the amounts set forth in the original and final certificates of estimated resources issued for fiscal year 2017.
4. By July 1, the annual appropriation resolution is legally enacted by the Board of Education at the fund level of expenditures, which is the legal level of budgetary control. Although the legal level of budgetary control was established at the fund level of expenditures, the District has elected to present the budgetary statement comparison at the fund and function level of expenditures. State statute permits a temporary appropriation to be effective until no later than October 1 of each year. Resolution appropriations by fund must be within the estimated resources as certified by the County Budget Commission and the total of expenditures may not exceed the appropriation totals.
5. Any revisions that alter the total of any fund appropriation must be approved by the Board of Education.
6. Formal budgetary integration is employed as a management control device during the year for all funds consistent with the general obligation bond indenture and other statutory provisions. All funds completed the year within the amount of their legally authorized cash basis appropriation.
7. Appropriation amounts are as originally adopted, or as amended by the Board of Education through the year by supplemental appropriations, which either reallocated or increased the original appropriated amounts. All supplemental appropriations were legally enacted by the Board prior to June 30, 2017.

**BUCKEYE CENTRAL LOCAL SCHOOL DISTRICT
CRAWFORD COUNTY, OHIO**

NOTES TO THE BASIC FINANCIAL STATEMENTS
FOR THE FISCAL YEAR ENDED JUNE 30, 2017

NOTE 2 - SUMMARY OF SIGNIFICANT ACCOUNTING POLICIES - (Continued)

8. Unencumbered appropriations lapse at year end. Encumbered appropriations are carried forward to the succeeding fiscal year and need not be re-appropriated. Expenditures may not exceed budgeted appropriations at the legal level of control.

F. Cash and Investments

To improve cash management, cash received by the District is pooled. Monies for all funds are maintained in this pool. Individual fund integrity is maintained through the District's records. Each fund's interest in the pool is presented as "equity in pooled cash and investments" on the basic financial statements.

During fiscal year 2017, investments were limited to investments in the State Treasury Asset Reserve of Ohio (STAR Ohio) and nonnegotiable certificates of deposits. Except for nonparticipating investment contracts, investments are reported at fair value, which is based on quoted market prices. Nonparticipating investment contracts, such as nonnegotiable certificates of deposit, are reported at cost.

STAR Ohio (the State Treasury Asset Reserve of Ohio), is an investment pool managed by the State Treasurer's Office which allows governments within the State to pool their funds for investment purposes. STAR Ohio is not registered with the SEC as an investment company, but has adopted Governmental Accounting Standards Board (GASB), Statement No. 79, "Certain External Investment Pools and Pool Participants." The District measures its investment in STAR Ohio at the net asset value (NAV) per share provided by STAR Ohio. The NAV per share is calculated on an amortized cost basis that provides an NAV per share that approximates fair value.

For fiscal year 2017, there were no limitations or restrictions on any participant withdrawals due to redemption notice periods, liquidity fees, or redemption gates. However, notice must be given 24 hours in advance of all deposits and withdrawals exceeding \$25 million. STAR Ohio reserves the right to limit the transaction to \$50 million, requiring the excess amount to be transacted the following business day(s), but only to the \$50 million limit. All accounts of the participant will be combined for these purposes.

The District also invests in STAR Plus, a federally insured cash account powered by the Federally Insured Cash Account (FICA) program. STAR Plus enables political subdivisions to generate a competitive yield on cash deposits in a network of carefully-selected FDIC-insured banks via a single, convenient account. STAR Plus offers attractive yields with no market or credit risk, weekly liquidity and penalty free withdrawals. All deposits with STAR Plus have full FDIC insurance, with no term commitment on deposits.

Under existing Ohio statutes all investment earnings are assigned to the general fund, unless statutorily required to be credited to a specific fund or by Board Resolution. Interest revenue credited to the general fund during fiscal year 2017 amounted to \$58,629, which includes \$23,621 assigned from other District funds.

**BUCKEYE CENTRAL LOCAL SCHOOL DISTRICT
CRAWFORD COUNTY, OHIO**

NOTES TO THE BASIC FINANCIAL STATEMENTS
FOR THE FISCAL YEAR ENDED JUNE 30, 2017

NOTE 2 - SUMMARY OF SIGNIFICANT ACCOUNTING POLICIES - (Continued)

For presentation on the basic financial statements, investments of the cash management pool and investments with original maturities of three months or less at the time they are purchased by the District are considered to be cash equivalents. Investments with an initial maturity of more than three months are reported as investments.

An analysis of the District’s investment account at year end is provided in Note 4.

G. Inventory

On government-wide and fund financial statements, purchased inventories are presented at the lower of cost or market and donated commodities are presented at their entitlement value. Inventories are recorded on a first-in, first-out basis and are expensed when used. Inventories are accounted for using the consumption method.

On the fund financial statements, reported material and supplies inventory is equally offset by a nonspendable fund balance in the governmental funds which indicates that it does not constitute available spendable resources even though it is a component of net current assets.

Inventory consists of expendable supplies held for consumption, donated food and purchased food.

H. Capital Assets

General capital assets generally result from expenditures in the governmental funds. These assets are reported in the governmental activities column of the government-wide statement of net position, but are not reported in the fund financial statements.

All capital assets are capitalized at cost (or estimated historical cost) and updated for additions and deductions during the year. Donated capital assets are recorded at their acquisition value. The District maintains a capitalization threshold of \$5,000. Improvements are capitalized; the costs of normal maintenance and repairs that do not add to the value of the asset or materially extend an asset’s life are not. The District does not possess infrastructure.

All reported capital assets except land and construction in progress are depreciated. Depreciation is computed using the straight-line method over the following useful lives:

<u>Description</u>	<u>Governmental Activities Estimated Lives</u>
Land improvements	5 - 20 years
Buildings and improvements	20 - 50 years
Furniture and equipment	5 - 20 years
Vehicles	6 - 10 years

I. Interfund Balances

On fund financial statements, receivables and payables resulting from short-term interfund loans are classified as “interfund receivables/payables”. These amounts are eliminated in the governmental activities column on the statement of net position. The District had no interfund loans at June 30, 2017.

**BUCKEYE CENTRAL LOCAL SCHOOL DISTRICT
CRAWFORD COUNTY, OHIO**

NOTES TO THE BASIC FINANCIAL STATEMENTS
FOR THE FISCAL YEAR ENDED JUNE 30, 2017

NOTE 2 - SUMMARY OF SIGNIFICANT ACCOUNTING POLICIES - (Continued)

J. Compensated Absences

Compensated absences of the District consist of vacation leave and sick leave to the extent that payments to the employee for these absences are attributable to services already rendered and are not contingent on a specific event that is outside the control of the District and the employee.

In accordance with the provisions of GASB Statement No. 16, "Accounting for Compensated Absences", a liability for vacation leave is accrued if a) the employees' rights to payment are attributable to services already rendered; and b) it is probable that the employer will compensate the employees for the benefits through paid time off or other means, such as cash payment at termination or retirement. An accrual for earned sick leave is made to the extent that it is probable that the benefits will result in termination (severance) payments. A liability for severance is accrued using the vesting method; i.e., the liability is based on the sick leave accumulated at June 30, 2017, by those employees who are currently eligible to receive termination (severance) payments, as well as those employees expected to become eligible in the future. For purposes of establishing a liability for sick leave on employees expected to become eligible to retire in the future, all employees age fifty or greater with at least ten years of service were considered expected to become eligible to retire in accordance with GASB Statement No. 16.

The total liability for vacation and sick leave payments has been calculated using pay rates in effect at June 30, 2017 and reduced to the maximum payment allowed by labor contract and/or statute, plus any applicable additional salary related payments.

The entire compensated absence liability is reported on the government-wide financial statements.

For governmental fund financial statements, the current portion of unpaid compensated absences is the amount expected to be paid using expendable available resources. These amounts are recorded in the account "compensated absences payable" in the fund from which the employees who have accumulated unpaid leave are paid. The noncurrent portion of the liability is not reported.

K. Accrued Liabilities and Long-Term Obligations

All payables, accrued liabilities and long-term obligations are reported in the government-wide financial statements.

In general, governmental fund payables and accrued liabilities that, once incurred, are paid in a timely manner and in full from current financial resources are reported as obligations of the funds. However, compensated absences that will be paid from governmental funds are reported as a liability in the fund financial statements only to the extent that they are due for payment during the current year. Bonds and loans are recognized as a liability on the fund financial statements when due.

**BUCKEYE CENTRAL LOCAL SCHOOL DISTRICT
CRAWFORD COUNTY, OHIO**

NOTES TO THE BASIC FINANCIAL STATEMENTS
FOR THE FISCAL YEAR ENDED JUNE 30, 2017

NOTE 2 - SUMMARY OF SIGNIFICANT ACCOUNTING POLICIES - (Continued)

L. Fund Balance

Fund balance is divided into five classifications based primarily on the extent to which the District is bound to observe constraints imposed upon the use of the resources in the governmental funds. The classifications are as follows:

Nonspendable - The nonspendable fund balance classification includes amounts that cannot be spent because they are not in spendable form or legally required to be maintained intact. The “not in spendable form” criterion includes items that are not expected to be converted to cash. It also includes the long-term amount of loans receivable.

Restricted - Fund balance is reported as restricted when constraints are placed on the use of resources that are either externally imposed by creditors (such as through debt covenants), grantors, contributors, or laws or regulations of other governments, or imposed by law through constitutional provisions or enabling legislation.

Committed - The committed fund balance classification includes amounts that can be used only for the specific purposes imposed by a formal action (resolution) of the District Board of Education (the highest level of decision making authority). Those committed amounts cannot be used for any other purpose unless the District Board of Education removes or changes the specified use by taking the same type of action (resolution) it employed to previously commit those amounts. Committed fund balance also incorporates contractual obligations to the extent that existing resources in the fund have been specifically committed for use in satisfying those contractual requirements.

Assigned - Amounts in the assigned fund balance classification are intended to be used by the District for specific purposes, but do not meet the criteria to be classified as restricted nor committed. In governmental funds other than the general fund, assigned fund balance represents the remaining amount that is not restricted or committed. In the general fund, assigned amounts represent intended uses established by policies of the District Board of Education, which includes giving the Treasurer the authority to constrain monies for intended purposes.

Unassigned - Unassigned fund balance is the residual classification for the general fund and includes all spendable amounts not contained in the other classifications. In other governmental funds, the unassigned classification is only used to report a deficit fund balance resulting from overspending for specific purposes for which amounts had been restricted, committed, or assigned.

The District applies restricted resources first when expenditures are incurred for purposes for which restricted and unrestricted (committed, assigned, and unassigned) fund balance is available. Similarly, within unrestricted fund balance, committed amounts are reduced first followed by assigned, and then unassigned amounts when expenditures are incurred for purposes for which amounts in any of the unrestricted fund balance classifications could be used.

**BUCKEYE CENTRAL LOCAL SCHOOL DISTRICT
CRAWFORD COUNTY, OHIO**

NOTES TO THE BASIC FINANCIAL STATEMENTS
FOR THE FISCAL YEAR ENDED JUNE 30, 2017

NOTE 2 - SUMMARY OF SIGNIFICANT ACCOUNTING POLICIES - (Continued)

M. Net Position

Net position represents the difference between assets and deferred outflows of resources and liabilities and deferred inflows of resources. The net position component “net investment in capital assets,” consists of capital assets, net of accumulated depreciation, reduced by the outstanding balances of any borrowing used for the acquisition, construction or improvement of those assets. Deferred outflows of resources and deferred inflows of resources that are attributable to the acquisition, construction or improvement of those assets or related debt also should be included in this component of net position. Net position is reported as restricted when there are limitations imposed on its use either through the enabling legislation adopted by the District or through external restrictions imposed by creditors, grantors or laws or regulations of other governments.

The District applies restricted resources first when an expense is incurred for purposes for which both restricted and unrestricted net position is available.

N. Bond Premiums/Deferred Charges on Refunding

Bond premiums are deferred and amortized over the term of the bonds using the straight-line method, which approximates the effective interest method. Bond premiums are presented as an addition to the face amount of the bonds. On the governmental fund financial statements, bond premiums are recognized in the current period.

A reconciliation between the bonds face value and the amount reported on the statement of net position is presented in Note 11.A.

For advance refundings resulting in the defeasance of debt, the difference between the reacquisition price and the net carrying amount of the old debt is deferred and amortized as a component of interest expense. This deferred amount is amortized over the remaining life of the old debt or the life of the new debt, whichever is shorter, and is presented as deferred outflows of resources on the statement of net position.

O. Prepayments

Certain payments to vendors reflect the costs applicable to future accounting periods and are recorded as prepaid items in both government-wide and fund financial statements. These items are reported as assets on the balance sheet using the consumption method. A current asset for the prepaid amounts is recorded at the time of the purchase and the expenditure/expense is reported in the year in which services are consumed. At fiscal year-end, because prepayments are not available to finance future governmental fund expenditures, the fund balance is nonspendable on the fund financial statements by an amount equal to the carrying value of the asset.

P. Estimates

The preparation of the basic financial statements in conformity with GAAP requires management to make estimates and assumptions that affect the amounts reported in the basic financial statements and accompanying notes. Actual results may differ from those estimates.

**BUCKEYE CENTRAL LOCAL SCHOOL DISTRICT
CRAWFORD COUNTY, OHIO**

NOTES TO THE BASIC FINANCIAL STATEMENTS
FOR THE FISCAL YEAR ENDED JUNE 30, 2017

NOTE 2 - SUMMARY OF SIGNIFICANT ACCOUNTING POLICIES - (Continued)

Q. Interfund Activity

Exchange transactions between funds are reported as revenues in the seller funds and as expenditures/expenses in the purchaser funds. Flows of cash or goods from one fund to another without a requirement for repayment are reported as interfund transfers. Interfund transfers are reported as other financing sources/uses in governmental funds. Repayments from funds responsible for particular expenditures/expenses to the funds that initially paid for them are not presented on the basic financial statements.

R. Parochial School

Within the District boundaries is St. Bernards, which is operated through the Toledo Catholic Diocese. Current State legislation provides funding to this school. These monies are received and disbursed on behalf of the parochial school by the Treasurer of the District, as directed by the school. The fiduciary responsibility of the district for these monies is reflected in a nonmajor governmental fund for financial reporting purposes.

S. Pensions

For purposes of measuring the net pension liability, deferred outflows of resources and deferred inflows of resources related to pensions, and pension expense, information about the fiduciary net position of the pension plans and additions to/deductions from their fiduciary net position have been determined on the same basis as they are reported by the pension systems. For this purpose, benefit payments (including refunds of employee contributions) are recognized when due and payable in accordance with the benefit terms. The pension systems report investments at fair value.

T. Extraordinary and Special Items

Extraordinary items are transactions or events that are both unusual in nature and infrequent in occurrence. Special items are transactions or events that are within the control of the Board of Education and that are either unusual in nature or infrequent in occurrence. The District had neither type of transaction during fiscal year 2017.

NOTE 3 - ACCOUNTABILITY AND COMPLIANCE

For fiscal year 2017, the District has implemented GASB Statement No. 77, "*Tax Abatement Disclosures*", GASB Statement No. 78, "*Pensions Provided Through Certain Multiple-Employer Defined Benefit Pension Plans*", GASB Statement No. 80, "*Blending Requirements for Certain Component Units - An Amendment of GASB Statement No. 14*" and GASB Statement No. 82, "*Pension Issues - An Amendment of GASB Statements No. 67, No. 68 and No. 73*".

GASB Statement No. 77 requires governments that enter into tax abatement agreements to disclose certain information about the agreement. GASB Statement No. 77 also requires disclosures related to tax abatement agreements that have been entered into by other governments that reduce the reporting government's tax revenues. The implementation of GASB Statement No. 77 did not have an effect on the financial statements of the District.

**BUCKEYE CENTRAL LOCAL SCHOOL DISTRICT
CRAWFORD COUNTY, OHIO**

NOTES TO THE BASIC FINANCIAL STATEMENTS
FOR THE FISCAL YEAR ENDED JUNE 30, 2017

NOTE 3 - ACCOUNTABILITY AND COMPLIANCE - (Continued)

GASB Statement No. 78 establishes accounting and financial reporting standards for defined benefit pensions provided to the employees of state or local governmental employers through a cost-sharing multiple-employer defined benefit pension plan (cost-sharing pension plan) that meets the criteria in paragraph 4 of Statement 68 and that (a) is not a state or local governmental pension plan, (b) is used to provide defined benefit pensions both to employees of state or local governmental employers and to employees of employers that are not state or local governmental employers, and (c) has no predominant state or local governmental employer (either individually or collectively with other state or local governmental employers that provide pensions through the pension plan). The implementation of GASB Statement No. 78 did not have an effect on the financial statements of the District.

GASB Statement No. 80 improves the financial reporting by clarifying the financial statement presentation requirements for certain component units. This Statement applies to component units that are organized as not-for-profit corporations in which the primary government is the sole corporate member. The implementation of GASB Statement No. 80 did not have an effect on the financial statements of the District.

GASB Statement No. 82 addresses issues regarding (1) the presentation of payroll-related measures in required supplementary information, (2) the selection of assumptions and the treatment of deviations from the guidance in an Actuarial Standard of Practice for financial reporting purposes, and (3) the classification of payments made by employers to satisfy employee (plan member) contribution requirements. These changes were incorporated in the District's fiscal year 2017 financial statements; however, there was no effect on beginning net position/fund balance.

NOTE 4 - DEPOSITS AND INVESTMENTS

State statutes classify monies held by the District into three categories.

Active deposits are public deposits necessary to meet current demands on the treasury. Such monies must be maintained either as cash in the District treasury, in commercial accounts payable or withdrawable on demand, including negotiable order of withdrawal (NOW) accounts, or in money market deposit accounts.

Inactive deposits are public deposits that the Board of Education has identified as not required for use within the current five year period of designation of depositories. Inactive deposits must either be evidenced by certificates of deposit maturing not later than the end of the current period of designation of depositories, or by savings or deposit accounts including, but not limited to, passbook accounts.

Interim deposits are deposits of interim monies. Interim monies are those monies which are not needed for immediate use, but which will be needed before the end of the current period of designation of depositories.

Interim deposits must be evidenced by time certificates of deposit maturing not more than one year from the date of deposit or by savings or deposit accounts including passbook accounts.

Interim monies may be deposited or invested in the following securities:

1. United States Treasury Notes, Bills, Bonds, or any other obligation or security issued by the United States Treasury or any other obligation guaranteed as to principal and interest by the United States;

**BUCKEYE CENTRAL LOCAL SCHOOL DISTRICT
CRAWFORD COUNTY, OHIO**

NOTES TO THE BASIC FINANCIAL STATEMENTS
FOR THE FISCAL YEAR ENDED JUNE 30, 2017

NOTE 4 - DEPOSITS AND INVESTMENTS - (Continued)

2. Bonds, notes, debentures, or any other obligations or securities issued by any federal government agency or instrumentality, including, but not limited to, the Federal National Mortgage Association, Federal Home Loan Bank, Federal Farm Credit Bank, Federal Home Loan Mortgage Corporation, Government National Mortgage Association, and Student Loan Marketing Association. All federal agency securities shall be direct issuances of federal government agencies or instrumentalities;
3. Written repurchase agreements in the securities listed above provided that the market value of the securities subject to the repurchase agreement must exceed the principal value of the agreement by at least two percent and be marked to market daily, and that the term of the agreement must not exceed thirty days;
4. Bonds and other obligations of the State of Ohio;
5. No-load money market mutual funds consisting exclusively of obligations described in items (1) and (2) above and repurchase agreements secured by such obligations, provided that investments in securities described in this division are made only through eligible institutions;
6. The State Treasurer's investment pool State Treasury Asset Reserve of Ohio (STAR Ohio and STAR Plus);
7. Certain banker's acceptance and commercial paper notes for a period not to exceed two hundred seventy days from the purchase date in an amount not to exceed forty percent of the interim monies available for investment at any one time; and,
8. Under limited circumstances, corporate debt interests rated in either of the two highest classifications by at least two nationally recognized rating agencies.

Protection of the District's deposits is provided by the Federal Deposit Insurance Corporation (FDIC), by eligible securities pledged by the financial institution as security for repayment, by surety company bonds deposited with the Treasurer by the financial institution or by a single collateral pool established by the financial institution to secure the repayment of all public monies deposited with the institution.

Investments in stripped principal or interest obligations, reverse repurchase agreements and derivatives are prohibited. The issuance of taxable notes for the purpose of arbitrage, the use of leverage and short selling are also prohibited. An investment must mature within five years from the date of purchase unless matched to a specific obligation or debt of the District, and must be purchased with the expectation that it will be held to maturity. Investments may only be made through specified dealers and institutions. Payment for investments may be made only upon delivery of the securities representing the investments to the Treasurer or, if the securities are not represented by a certificate, upon receipt of confirmation of transfer from the custodian.

A. Cash on Hand

At fiscal year end, the District had \$250 in undeposited cash on hand which is included on the financial statements of the District as part of "equity in pooled cash and investments".

**BUCKEYE CENTRAL LOCAL SCHOOL DISTRICT
CRAWFORD COUNTY, OHIO**

NOTES TO THE BASIC FINANCIAL STATEMENTS
FOR THE FISCAL YEAR ENDED JUNE 30, 2017

NOTE 4 - DEPOSITS AND INVESTMENTS - (Continued)

B. Deposits with Financial Institutions

At June 30, 2017, the carrying amount of all District deposits, including \$50,157 in nonnegotiable certificates of deposit, was \$1,617,783. Based on the criteria described in GASB Statement No. 40, "Deposits and Investment Risk Disclosures", as of June 30, 2017, all of the District's bank balance of \$1,719,813 was covered by the FDIC.

Custodial credit risk is the risk that, in the event of bank failure, the District's deposits may not be returned. All deposits are collateralized with eligible securities in amounts equal to at least 105% of the carrying value of the deposits. Such collateral, as permitted by the Ohio Revised Code, is held in single financial institution collateral pools at Federal Reserve Banks, or at member banks of the federal reserve system, in the name of the respective depository bank and pledged as a pool of collateral against all of the public deposits it holds or as specific collateral held at the Federal Reserve Bank in the name of the District. The District has no deposit policy for custodial credit risk beyond the requirements of State statute. Although the securities were held by the pledging institutions' trust department and all statutory requirements for the deposit of money had been followed, noncompliance with federal requirements could potentially subject the District to a successful claim by the FDIC.

C. Investments

As of June 30, 2017, the District had the following investments:

<u>Investment/Measurement type</u>	<u>Measurement Value</u>	<u>Investment Maturities</u> 6 months or less
Amortized cost:		
STAR Ohio	<u>\$ 7,348,578</u>	<u>\$ 7,348,578</u>

Interest Rate Risk: As a means of limiting its exposure to fair value losses arising from rising interest rates and according to State law, the District's investment policy limits investment portfolio maturities to five years or less.

Credit Risk: Standard & Poor's has assigned STAR Ohio an AAAM money market rating. Ohio law requires that STAR Ohio maintain the highest rating provided by at least one nationally recognized standard rating service. The District's investment policy does not specifically address credit risk beyond requiring the District to only invest in securities authorized by State Statute.

Custodial Credit Risk: For an investment, custodial credit risk is the risk that, in the event of the failure of the counterparty, the District will not be able to recover the value of its investments or collateral securities that are in the possession of an outside party. The District has no investment policy dealing with investment custodial risk beyond the requirement in State statute that prohibits payment for investments prior to the delivery of the securities representing such investments to the Treasurer or qualified trustee.

**BUCKEYE CENTRAL LOCAL SCHOOL DISTRICT
CRAWFORD COUNTY, OHIO**

NOTES TO THE BASIC FINANCIAL STATEMENTS
FOR THE FISCAL YEAR ENDED JUNE 30, 2017

NOTE 4 - DEPOSITS AND INVESTMENTS - (Continued)

Concentration of Credit Risk: The District places no limit on the amount that may be invested in any one issuer. The following table includes the percentage of each investment type held by the District at June 30, 2017:

<u>Investment/Measurement type</u>	Measurement	
	<u>Value</u>	<u>% of Total</u>
Amortized cost: STAR Ohio	\$ 7,348,578	100.00

D. Reconciliation of Cash and Investments to the Statement of Net Position

The following is a reconciliation of cash and investments as reported in the note above to cash and investments as reported on the statement of net position as of June 30, 2017:

<u>Cash and investments per note</u>	
Carrying amount of deposits	\$ 1,617,783
Investments	7,348,578
Cash on hand	<u>250</u>
Total	<u>\$ 8,966,611</u>

<u>Cash and investments per statement of net position</u>	
Governmental activities	\$ 8,871,346
Private-purpose trust funds	50,157
Agency funds	<u>45,108</u>
Total	<u>\$ 8,966,611</u>

NOTE 5 - INTERFUND TRANSACTIONS

Interfund transfers for the fiscal year ended June 30, 2017, consisted of the following, as reported on the fund financial statements:

<u>Transfer from the geneneral fund to:</u>	
Permanent Improvement fund	\$ 865,000
Nonmajor governmental fund	100,000
<u>Transfer from the bond retirement fund to:</u>	
Permanent Improvement fund	<u>733,000</u>
	<u>\$ 1,698,000</u>

**BUCKEYE CENTRAL LOCAL SCHOOL DISTRICT
CRAWFORD COUNTY, OHIO**

NOTES TO THE BASIC FINANCIAL STATEMENTS
FOR THE FISCAL YEAR ENDED JUNE 30, 2017

NOTE 5 - INTERFUND TRANSACTIONS – (Continued)

Transfers are used to (1) move revenues from the fund that statute or budget required to collect them to the fund that statute or budget requires to expend them, (2) and to use unrestricted revenues collected in the general fund to finance various programs accounted for in other funds in accordance with budgetary authorization and approval from the budget commission. The transfers from the general fund to the classroom facilities fund (a nonmajor governmental fund) and the permanent improvement fund (a major governmental fund) were used to cover expenses during the fiscal year. The transfers from the bond retirement fund (a major governmental fund) to the permanent improvement fund were used to finance the construction of an auxiliary gym.

Transfers between governmental funds are eliminated on the statement of activities.

All transfers made in fiscal year 2017 were in accordance with Ohio Revised Code Sections 5705.14.

NOTE 6 - PROPERTY TAXES

Property taxes are levied and assessed on a calendar year basis while the District fiscal year runs from July through June. First half tax collections are received by the District in the second half of the fiscal year. Second half tax distributions occur in the first half of the following fiscal year.

Property taxes include amounts levied against all real property and public utility property. Real property tax revenues received in calendar year 2017 represent the collection of calendar year 2016 taxes. Real property taxes received in calendar year 2017 were levied after April 1, 2016, on the assessed values as of January 1, 2016, the lien date. Assessed values for real property taxes are established by State statute at 35 percent of appraised market value. Real property taxes are payable annually or semiannually. If paid annually, payment is due December 31; if paid semiannually, the first payment is due December 31, with the remainder payable by June 20. Under certain circumstances, State statute permits alternate payment dates to be established. Public utility property tax revenues received in calendar year 2017 represent the collection of calendar year 2016 taxes. Public utility real and personal property taxes received in calendar year 2017 became a lien on December 31, 2015, were levied after April 1, 2016, and are collected with real property taxes. Public utility real property is assessed at 35 percent of true value; public utility tangible personal property is currently assessed at varying percentages of true value.

The District receives property taxes from Crawford County. The County Auditor periodically advances to the District its portion of the taxes collected. Second-half real property tax payments collected by the County by June 30, 2017, are available to finance fiscal year 2017 operations. The amount available as an advance at June 30, 2017 was \$683,572 in the general fund, \$142,280 in the bond retirement fund and \$10,916 in the classroom facilities fund (a nonmajor governmental fund). This amount is recorded as revenue. The amount available for advance at June 30, 2016 was \$638,533 in the general fund, \$145,276 in the bond retirement fund and \$10,010 in the classroom facilities fund (a nonmajor governmental fund). The amount of second-half real property taxes available for advance at fiscal year-end can vary based on the date the tax bills are sent.

Accrued property taxes receivable includes real property, public utility property and delinquent tangible personal property taxes which are measurable as of June 30, 2017 and for which there is an enforceable legal claim. Although total property tax collections for the next fiscal year are measurable, only the amount of real property taxes available as an advance at June 30 was levied to finance current fiscal year operations and is reported as revenue at fiscal year-end. The portion of the receivable not levied to finance current fiscal year operations is offset by a credit to deferred inflows.

**BUCKEYE CENTRAL LOCAL SCHOOL DISTRICT
CRAWFORD COUNTY, OHIO**

NOTES TO THE BASIC FINANCIAL STATEMENTS
FOR THE FISCAL YEAR ENDED JUNE 30, 2017

NOTE 6 - PROPERTY TAXES – (Continued)

On the accrual basis of accounting, collectible delinquent property taxes have been recorded as a receivable and revenue, while on a modified accrual basis of accounting the revenue has been reported as a deferred inflow.

The assessed values upon which the fiscal year 2017 taxes were collected are:

	2016 Second Half Collections		2017 First Half Collections	
	<u>Amount</u>	<u>Percent</u>	<u>Amount</u>	<u>Percent</u>
Agricultural/residential and other real estate	\$ 128,145,260	95.07	\$ 128,616,760	94.99
Public utility personal	<u>6,641,130</u>	<u>4.93</u>	<u>6,790,680</u>	<u>5.01</u>
Total	<u>\$ 134,786,390</u>	<u>100.00</u>	<u>\$ 135,407,440</u>	<u>100.00</u>
Tax rate per \$1,000 of assessed valuation				
Current	\$45.00		\$45.00	
Debt	5.00		4.60	
Classroom facilities maintenance	0.50		0.50	

NOTE 7 - SCHOOL DISTRICT INCOME TAX

The school district income tax (SDIT) is an income tax separate from federal, State, and city income taxes which is earmarked specifically to support school districts. Residents pay the tax through employer withholding, individual quarterly estimates, and annual returns which are remitted to the Ohio Department of Taxation.

Payments are made to the District through the Ohio Department of Taxation. The available money is distributed to the District on a quarterly basis with a summary report for March, June, September, and December. These quarterly reports contain the total gross collections, less refunds and 1.75% for administrative fees, and also includes interest earned. The total available is usually sent to the District within a month of the end of the quarter.

The 1.5% SDIT was passed in November 1989, and collections began January 1, 1990. SDIT revenue received by the general fund during fiscal year 2017 was \$1,647,371.

**BUCKEYE CENTRAL LOCAL SCHOOL DISTRICT
CRAWFORD COUNTY, OHIO**

NOTES TO THE BASIC FINANCIAL STATEMENTS
FOR THE FISCAL YEAR ENDED JUNE 30, 2017

NOTE 8 - RECEIVABLES

Receivables at June 30, 2017 consisted of taxes, accounts (billings for user charged services and student fees), accrued interest and intergovernmental grants and entitlements. All receivables are considered collectible in full due to the ability to foreclose for the nonpayment of taxes, the stable condition of State programs and the current year guarantee of federal funds. A summary of the items of receivables reported on the statement of net position follows:

Governmental activities:	
Property taxes	\$ 3,240,146
Income taxes	629,095
Accounts	259
Accrued interest	1,758
Intergovernmental	<u>135,321</u>
Total	<u>\$ 4,006,579</u>

Receivables have been disaggregated on the face of the basic financial statements. All receivables are expected to be collected in the subsequent year.

NOTE 9 - CAPITAL ASSETS

Capital asset activity for the fiscal year ended June 30, 2017, was as follows:

	Balance <u>06/30/16</u>	<u>Additions</u>	<u>Deductions</u>	Balance <u>06/30/17</u>
Governmental activities:				
<i>Capital assets, not being depreciated:</i>				
Land	\$ 421,398	\$ -	\$ -	\$ 421,398
CIP	<u>-</u>	<u>562,033</u>	<u>-</u>	<u>562,033</u>
Total capital assets, not being depreciated	<u>421,398</u>	<u>562,033</u>	<u>-</u>	<u>983,431</u>
<i>Capital assets, being depreciated:</i>				
Land improvements	340,423	-	-	340,423
Buildings and improvements	25,342,514	5,140	-	25,347,654
Furniture and equipment	653,297	19,683	-	672,980
Vehicles	<u>863,394</u>	<u>90,745</u>	<u>-</u>	<u>954,139</u>
Total capital assets, being depreciated	<u>27,199,628</u>	<u>115,568</u>	<u>-</u>	<u>27,315,196</u>
<i>Less: accumulated depreciation</i>				
Land improvements	(213,766)	(10,306)	-	(224,072)
Buildings and improvements	(3,362,493)	(512,560)	-	(3,875,053)
Furniture and equipment	(428,538)	(70,695)	-	(499,233)
Vehicles	<u>(676,213)</u>	<u>(56,507)</u>	<u>-</u>	<u>(732,720)</u>
Total accumulated depreciation	<u>(4,681,010)</u>	<u>(650,068)</u>	<u>-</u>	<u>(5,331,078)</u>
Governmental activities capital assets, net	<u>\$ 22,940,016</u>	<u>\$ 27,533</u>	<u>\$ -</u>	<u>\$ 22,967,549</u>

**BUCKEYE CENTRAL LOCAL SCHOOL DISTRICT
CRAWFORD COUNTY, OHIO**

NOTES TO THE BASIC FINANCIAL STATEMENTS
FOR THE FISCAL YEAR ENDED JUNE 30, 2017

NOTE 9 - CAPITAL ASSETS – (Continued)

Depreciation expense was charged to governmental functions as follows:

<u>Instruction:</u>	
Regular	\$ 355,468
Special	13,108
Vocational	10,770
<u>Support services:</u>	
Pupil	2,622
Instructional staff	14,025
Board of education	4,692
Administration	17,705
Fiscal	562
Operations and maintenance	27,905
Pupil transportation	60,638
Operation of non-instructional	15,700
Extracurricular activities	115,050
Food Service Operations	<u>11,823</u>
Total depreciation expense	<u>\$ 650,068</u>

NOTE 10 - CAPITALIZED LEASES - LESSEE DISCLOSURE

During a prior fiscal year, the District entered into capitalized leases for copiers, computers and equipment. Capital lease payments have been reclassified and are reflected as debt service expenditures in the financial statements for the governmental funds. These expenditures are reported as regular function expenditures on the budgetary statements.

Equipment in the amount of \$111,922 has been capitalized as a capital asset. This amount represents the present value of the minimum lease payments at the time of acquisition. A corresponding liability is recorded in the government-wide financial statements. Principal payments in fiscal year 2017 totaled \$24,411 paid by the general fund. Accumulated depreciation as of June 30, 2017 was \$100,730, leaving a current book value of \$11,192.

The following is a schedule of the future long-term minimum lease payments required under the capital lease and the present value of the future minimum lease payments as of June 30, 2017:

<u>Fiscal Year Ending June 30,</u>	
2018	<u>\$ 22,693</u>
Total minimum lease payments	22,693
Less amount representing interest	<u>(810)</u>
Total	<u>\$ 21,883</u>

**BUCKEYE CENTRAL LOCAL SCHOOL DISTRICT
CRAWFORD COUNTY, OHIO**

NOTES TO THE BASIC FINANCIAL STATEMENTS
FOR THE FISCAL YEAR ENDED JUNE 30, 2017

NOTE 11 - LONG-TERM OBLIGATIONS

- A. During fiscal year 2017, the following activity occurred in the governmental activities long-term obligations.

	Balance			Balance	Amounts
	<u>June 30, 2016</u>	<u>Additions</u>	<u>Reductions</u>	<u>June 30, 2017</u>	<u>Due in</u> <u>One Year</u>
General obligation bonds					
Series 2007	\$ 240,000	\$ -	\$ (240,000)	\$ -	\$ -
General obligation bonds					
Series 2016	6,590,000	-	-	6,590,000	-
Capital lease	46,294	-	(24,411)	21,883	21,883
Loan payable	269,304	-	(32,756)	236,548	34,449
Compensated absences	203,187	58,593	(34,594)	227,186	29,745
Net Pension Liability	<u>9,973,102</u>	<u>2,633,868</u>	<u>-</u>	<u>12,606,970</u>	<u>-</u>
 Total governmental activities	 <u>\$ 17,321,887</u>	 <u>\$ 2,692,461</u>	 <u>\$ (331,761)</u>	 19,682,587	 <u>\$ 86,077</u>
Add: Unamortized premium on bonds				<u>809,852</u>	
Total on statement of net position				<u>\$ 20,492,439</u>	

Compensated Absences: Compensated absences will be paid from the fund from which the employee's salaries are paid which, for the District, are primarily the general fund and food service fund (a nonmajor governmental fund).

Capital Lease Obligation: See Note 10 for detail on the capital lease obligation.

Net Pension Liability: See Note 13 for details

- B. General Obligation Bonds - Series 2007: On May 30, 2007, the District issued general obligation bonds to finance building construction and improvements in accordance with the terms of a facilities grant from the Ohio Schools Facilities Commission (OSFC). The total project (hereafter "Construction Project") encompasses the construction of one new facility to house K-12 and to demolish Buckeye East Elementary, Buckeye North Elementary, Buckeye West Elementary and Buckeye Central High School. This issue is comprised of both current interest bonds, par value \$8,260,000, and capital appreciation bonds, par value \$180,991. During fiscal year 2016, a portion of the series 2007 general obligation bonds was refunded in the amount of \$6,940,000. The remaining balance of series 2007 bonds matured on December 1, 2016.

These bonds represent the amount of the Construction Project that the District itself was required to finance, in accordance with the terms of the facilities grant from OSFC. The total cost of the construction project was \$21,284,160, of which OSFC paid \$16,924,895.

In conjunction with the 5.8 mils which support the bond issue, the District also passed in fiscal year 2007 a .5 mil levy to ultimately fund the maintenance costs of the new facilities.

**BUCKEYE CENTRAL LOCAL SCHOOL DISTRICT
CRAWFORD COUNTY, OHIO**

NOTES TO THE BASIC FINANCIAL STATEMENTS
FOR THE FISCAL YEAR ENDED JUNE 30, 2017

NOTE 11 - LONG-TERM OBLIGATIONS - (Continued)

These bonds are general obligations of the District for which the full faith and credit of the District is pledged for repayment. Accordingly, such unmatured obligations of the District are accounted for in the statement of net position. Payments of principal and interest relating to this bond are recorded as an expenditure in the bond retirement fund.

Interest payments on the current interest bonds are due on June 1 and December 1 each year. The final maturity stated in the issue is December 1, 2035.

The following is a schedule of activity for fiscal year 2017 on the 2007 series bonds:

	<u>Balance</u> <u>June 30, 2016</u>	<u>Additions</u>	<u>Reductions</u>	<u>Balance</u> <u>June 30, 2017</u>
Current interest bonds -				
2007 Series	\$ 240,000	\$ -	\$ (240,000)	\$ -
Total	<u>\$ 240,000</u>	<u>\$ -</u>	<u>\$ (240,000)</u>	<u>\$ -</u>

The remaining principal and interest of \$240,000 and \$4,800, respectively, for the 2007 series bonds was paid off on December 1, 2016.

- B. General Obligation Bonds - Series 2016:** On April 5, 2016, the District issued general obligation bonds (series 2016 refunding bonds) to advance refund a portion of the series 2007 general obligation current interest bonds in the amount of \$6,940,000. This refunded debt is considered defeased (in-substance) and accordingly, has been removed from the statement of net position.

The refunding issue is comprised of current interest bonds, par value \$6,590,000. The interest rates on the current interest bonds range from 1.75%-4.00%. Principal and interest payments are made from the bond retirement fund.

Interest payments on the current interest bonds are due on June 1 and December 1 of each year. The final maturity stated in the issue is December 1, 2035.

The net carrying amount of the old debt exceeded the reacquisition price by \$278,336. This amount is being netted against the new debt and amortized over the remaining life of the refunded debt, which is equal to the life of the new debt issued, as a deferred outflow of resources on the statement of net position.

This advance refunding was undertaken to reduce the combined total debt service payments over the next 19 years by \$759,112 and resulted in a net present value economic gain of \$730,992.

**BUCKEYE CENTRAL LOCAL SCHOOL DISTRICT
CRAWFORD COUNTY, OHIO**

NOTES TO THE BASIC FINANCIAL STATEMENTS
FOR THE FISCAL YEAR ENDED JUNE 30, 2017

NOTE 11 - LONG-TERM OBLIGATIONS - (Continued)

A schedule of future debt service payments is as follows:

Fiscal Year Ending June 30,	Current Interest Bonds		
	Principal	Interest	Total
2018	\$ -	\$ 234,275	\$ 234,275
2019	25,000	234,025	259,025
2020	300,000	230,775	530,775
2021	305,000	224,725	529,725
2022	310,000	218,575	528,575
2023 - 2027	1,680,000	953,912	2,633,912
2028 - 2032	2,030,000	597,400	2,627,400
2033 - 2036	1,940,000	159,200	2,099,200
Total	<u>\$ 6,590,000</u>	<u>\$ 2,852,887</u>	<u>\$ 9,442,887</u>

- D. Loans Payable:** On July 11, 2002, the Board of Education passed a resolution to approve an agreement to assume operations of Bloomville Elementary School from the Tiffin City School District. The affected territory is contiguous with the existing District boundaries. In September 2002, the Ohio Department of Education approved the District's application for approval of this transaction.

The agreement provided that the Tiffin City School District would transfer ownership of all Bloomville elementary real and personal property to the District, and the District will pay the pro rata share of Tiffin City School District's general obligation debt, which amounts to \$23,235 semi-annually including interest.

The District receives tax revenue related to the new boundaries. The District demolished the building related to the transfer of assets in fiscal year 2010 and sold the land in fiscal year 2011. The assets were taken off the capital asset activities in the appropriate years. The activity related to this transaction has been reclassified and is reflected as debt service expenditures in the financial statements for the governmental funds. These expenditures are reported as function expenditures on the budgetary statements in the general fund.

The following is a summary of the future debt service requirements for the loan payable to Tiffin City School District:

Fiscal Year Ending June 30,	Principal	Interest	Total
2018	\$ 34,499	\$ 11,971	\$ 46,470
2019	36,333	10,137	46,470
2020	38,266	8,204	46,470
2021	40,302	6,169	46,471
2022	42,444	4,026	46,470
2023	44,704	1,767	46,471
Total	<u>\$ 236,548</u>	<u>\$ 42,274</u>	<u>\$ 278,822</u>

**BUCKEYE CENTRAL LOCAL SCHOOL DISTRICT
CRAWFORD COUNTY, OHIO**

NOTES TO THE BASIC FINANCIAL STATEMENTS
FOR THE FISCAL YEAR ENDED JUNE 30, 2017

NOTE 11 - LONG-TERM OBLIGATIONS - (Continued)

E. Legal Debt Margin

The Ohio Revised Code provides that voted net general obligation debt of the District shall never exceed 9% of the total assessed valuation of the District. The code further provides that unvoted indebtedness shall not exceed 1/10 of 1% of the property valuation of the District. The code additionally states that unvoted indebtedness related to energy conservation debt shall not exceed 9/10 of 1% of the property valuation of the District. The assessed valuation used in determining the District's legal debt margin has been modified by House Bill 530 which became effective March 30, 2006. In accordance with House Bill 530, the assessed valuation used in the District's legal debt margin calculation excluded tangible personal property used in business, telephone or telegraph property, interexchange telecommunications company property, and personal property owned or leased by a railroad company and used in railroad operations. Similarly, House Bill 350 became effective in fiscal year 2012, and it requires the legal debt margin calculation to exclude public utility. The effects of these debt limitations at June 30, 2017, are a voted debt margin of \$5,899,246 (including available funds of \$913,738) and an unvoted debt margin of \$128,617.

NOTE 12 - RISK MANAGEMENT

A. Comprehensive

The District is subject to various risks of loss related to torts, theft of, damage to, and destruction of assets, errors and omissions, injuries to employees and natural disasters.

The District maintains property insurance with Dawson Companies for real property and building contents. Real property and contents are insured for \$35,299,299. General liability is protected by KMU, with a \$2,000,000 annual aggregate/\$1,000,000 single occurrence limit and \$6,000,000 excess liability coverage. The bus fleet is also covered by Dawson Companies.

Settled claims resulting from these risks have not exceeded commercial coverage in any of the past three fiscal years. There was no significant reduction in coverage from the prior year.

B. Employee Health Insurance

The District has joined together with Carey Exempted Village Schools, Colonel Crawford Local Schools, Galion City School District, Shelby City School District, and Upper Sandusky Exempted Village Schools to form the Wyandot Crawford Health Benefit Plan (WCHBP), a public entity shared risk pool, operating as a common risk management and insurance program for the member Districts. The plan was organized to provide benefit coverage for employees, dependents and designated beneficiaries of such employees. The Huntington National Bank serves as trustee for the Wyandot-Crawford Health Benefit Plan. The District pays an annual premium to the pool for its general insurance coverage. The risk of loss transfers entirely from the District to WCHBP. The Agreement for formation of the WCHBP provides that the WCHBP will be self-sustaining through member premiums and will reinsure through commercial companies for claims in excess of \$175,000 for each insured event.

**BUCKEYE CENTRAL LOCAL SCHOOL DISTRICT
CRAWFORD COUNTY, OHIO**

NOTES TO THE BASIC FINANCIAL STATEMENTS
FOR THE FISCAL YEAR ENDED JUNE 30, 2017

NOTE 12 - RISK MANAGEMENT - (Continued)

C. Workers' Compensation

The District participates in the Ohio School Boards Association (OSBA) Workers' Compensation Group Rating Program (GRP), an insurance purchasing pool (see Note 2.A.). The GRP's business and affairs are conducted by a three member Board of Directors consisting of the President, the President-

Elect and the Immediate Past President of the OSBA. The Executive Director of the OSBA, or his/her designee, serves as coordinator of the program. Each year, the participating school districts pay an enrollment fee to the GRP to cover the costs of administering the program.

The intent of the GRP is to achieve the benefit of a reduced premium for the District by virtue of its grouping and representation with other participants. The workers' compensation experience of the participating school districts is calculated as one and a common premium rate is applied to participants. Participation in the GRP is limited to school districts that can meet the selection criteria. The firm of CompManagement, Inc. provides administrative, cost control and actuarial services to the GRP.

NOTE 13 - DEFINED BENEFIT PENSION PLANS

Net Pension Liability

The net pension liability reported on the statement of net position represents a liability to employees for pensions. Pensions are a component of exchange transactions—between an employer and its employees—of salaries and benefits for employee services. Pensions are provided to an employee—on a deferred-payment basis—as part of the total compensation package offered by an employer for employee services each financial period. The obligation to sacrifice resources for pensions is a present obligation because it was created as a result of employment exchanges that already have occurred.

The net pension liability represents the District's proportionate share of each pension plan's collective actuarial present value of projected benefit payments attributable to past periods of service, net of each pension plan's fiduciary net position. The net pension liability calculation is dependent on critical long-term variables, including estimated average life expectancies, earnings on investments, cost of living adjustments and others. While these estimates use the best information available, unknowable future events require adjusting this estimate annually.

The Ohio Revised Code limits the District's obligation for this liability to annually required payments. The District cannot control benefit terms or the manner in which pensions are financed; however, the District does receive the benefit of employees' services in exchange for compensation including pension.

GASB 68 assumes the liability is solely the obligation of the employer, because (1) they benefit from employee services; and (2) State statute requires all funding to come from these employers. All contributions to date have come solely from these employers (which also includes costs paid in the form of withholdings from employees). State statute requires the pension plans to amortize unfunded liabilities within 30 years. If the amortization period exceeds 30 years, each pension plan's board must propose corrective action to the State legislature. Any resulting legislative change to benefits or funding could significantly affect the net pension liability. Resulting adjustments to the net pension liability would be effective when the changes are legally enforceable.

The proportionate share of each plan's unfunded benefits is presented as a long-term *net pension liability* on the accrual basis of accounting. Any liability for the contractually-required pension contribution outstanding at the end of the year is included in *pension and postemployment benefits payable* on both the accrual and modified accrual bases of accounting.

**BUCKEYE CENTRAL LOCAL SCHOOL DISTRICT
CRAWFORD COUNTY, OHIO**

NOTES TO THE BASIC FINANCIAL STATEMENTS
FOR THE FISCAL YEAR ENDED JUNE 30, 2017

NOTE 13 - DEFINED BENEFIT PENSION PLANS - (Continued)

Plan Description - School Employees Retirement System (SERS)

Plan Description –District non-teaching employees participate in SERS, a cost-sharing multiple-employer defined benefit pension plan administered by SERS. SERS provides retirement, disability and survivor benefits, annual cost-of-living adjustments, and death benefits to plan members and beneficiaries. Authority to establish and amend benefits is provided by Ohio Revised Code Chapter 3309. SERS issues a publicly available, stand-alone financial report that includes financial statements, required supplementary information and detailed information about SERS’ fiduciary net position. That report can be obtained by visiting the SERS website at www.ohsers.org under Employers/Audit Resources.

Age and service requirements for retirement are as follows:

	Eligible to Retire on or before August 1, 2017 *	Eligible to Retire after August 1, 2017
Full Benefits	Any age with 30 years of service credit	Age 67 with 10 years of service credit; or Age 57 with 30 years of service credit
Actuarially Reduced Benefits	Age 60 with 5 years of service credit Age 55 with 25 years of service credit	Age 62 with 10 years of service credit; or Age 60 with 25 years of service credit

* Members with 25 years of service credit as of August 1, 2017, will be included in this plan.

Annual retirement benefits are calculated based on final average salary multiplied by a percentage that varies based on year of service; 2.2 percent for the first thirty years of service and 2.5 percent for years of service credit over 30. Final average salary is the average of the highest three years of salary.

One year after an effective benefit date, a benefit recipient is entitled to a three percent cost-of-living adjustment (COLA). This same COLA is added each year to the base benefit amount on the anniversary date of the benefit.

Funding Policy – Plan members are required to contribute 10 percent of their annual covered salary and the District is required to contribute 14 percent of annual covered payroll. The contribution requirements of plan members and employers are established and may be amended by the SERS’ Retirement Board up to statutory maximum amounts of 10 percent for plan members and 14 percent for employers. The Retirement Board, acting with the advice of the actuary, allocates the employer contribution rate among four of the System’s funds (Pension Trust Fund, Death Benefit Fund, Medicare B Fund, and Health Care Fund). For the fiscal year ended June 30, 2017, the entire 14 percent was allocated to pension, death benefits, and Medicare B and no portion of the employer contribution rate was allocated to the Health Care Fund.

The District’s contractually required contribution to SERS was \$143,048 for fiscal year 2017. Of this amount, \$23,334 is reported as pension and postemployment benefits payable.

**BUCKEYE CENTRAL LOCAL SCHOOL DISTRICT
CRAWFORD COUNTY, OHIO**

NOTES TO THE BASIC FINANCIAL STATEMENTS
FOR THE FISCAL YEAR ENDED JUNE 30, 2017

NOTE 13 - DEFINED BENEFIT PENSION PLANS - (Continued)

Plan Description - State Teachers Retirement System (STRS)

Plan Description –District licensed teachers and other faculty members participate in STRS Ohio, a cost-sharing multiple-employer public employee retirement system administered by STRS. STRS provides retirement and disability benefits to members and death and survivor benefits to beneficiaries. STRS issues a stand-alone financial report that includes financial statements, required supplementary information and detailed information about STRS' fiduciary net position. That report can be obtained by writing to STRS, 275 E. Broad St., Columbus, OH 43215-3771, by calling (888) 227-7877, or by visiting the STRS Web site at www.strsoh.org.

New members have a choice of three retirement plans; a Defined Benefit (DB) Plan, a Defined Contribution (DC) Plan and a Combined Plan. Benefits are established by Ohio Revised Code Chapter 3307. The DB plan offers an annual retirement allowance based on final average salary multiplied by a percentage that varies based on years of service. Effective August 1, 2015, the calculation will be 2.2 percent of final average salary for the five highest years of earnings multiplied by all years of service. With certain exceptions, the basic benefit is increased each year by two percent of the original base benefit. For members retiring August 1, 2013, or later, the first two percent is paid on the fifth anniversary of the retirement benefit. Members are eligible to retire at age 60 with five years of qualifying service credit, or age 55 with 25 years of service, or 30 years of service regardless of age. Age and service requirements for retirement will increase effective August 1, 2015, and will continue to increase periodically until they reach age 60 with 35 years of service or age 65 with five years of service on August 1, 2026.

The DC Plan allows members to place all their member contributions and 9.5 percent of the 14 percent employer contributions into an investment account. Investment allocation decisions are determined by the member. The remaining 4.5 percent of the 14 percent employer rate is allocated to the defined benefit unfunded liability. A member is eligible to receive a retirement benefit at age 50 and termination of employment. The member may elect to receive a lifetime monthly annuity or a lump sum withdrawal.

The Combined Plan offers features of both the DB Plan and the DC Plan. In the Combined Plan, member contributions are allocated among investment choices by the member, and employer contributions are used to fund the defined benefit payment at a reduced level from the regular DB Plan. The defined benefit portion of the Combined Plan payment is payable to a member on or after age 60 with five years of services. The defined contribution portion of the account may be taken as a lump sum payment or converted to a lifetime monthly annuity at age 50.

New members who choose the DC plan or Combined Plan will have another opportunity to reselect a permanent plan during their fifth year of membership. Members may remain in the same plan or transfer to another STRS plan. The optional annuitization of a member's defined contribution account or the defined contribution portion of a member's Combined Plan account to a lifetime benefit results in STRS bearing the risk of investment gain or loss on the account. STRS has therefore included all three plan options as one defined benefit plan for GASB 68 reporting purposes.

A DB or Combined Plan member with five or more years of credited service who is determined to be disabled may qualify for a disability benefit. Eligible survivors of members who die before service retirement may qualify for monthly benefits. New members on or after July 1, 2013, must have at least ten years of qualifying service credit that apply for disability benefits. Members in the DC Plan who become disabled are entitled only to their account balance. If a member of the DC Plan dies before retirement benefits begin, the member's designated beneficiary is entitled to receive the member's account balance.

**BUCKEYE CENTRAL LOCAL SCHOOL DISTRICT
CRAWFORD COUNTY, OHIO**

NOTES TO THE BASIC FINANCIAL STATEMENTS
FOR THE FISCAL YEAR ENDED JUNE 30, 2017

NOTE 13 - DEFINED BENEFIT PENSION PLANS - (Continued)

Funding Policy – Employer and member contribution rates are established by the State Teachers Retirement Board and limited by Chapter 3307 of the Ohio Revised Code. For the fiscal year ended June 30, 2017, plan members were required to contribute 14 percent of their annual covered salary. The District was required to contribute 14 percent; the entire 14 percent was the portion used to fund pension obligations. The fiscal year 2017 contribution rates were equal to the statutory maximum rates.

The District’s contractually required contribution to STRS was \$516,815 for fiscal year 2017. Of this amount, \$89,245 is reported as pension and postemployment benefits payable.

Pension Liabilities, Pension Expense, and Deferred Outflows of Resources and Deferred Inflows of Resources Related to Pensions

The net pension liability was measured as of June 30, 2016, and the total pension liability used to calculate the net pension liability was determined by an actuarial valuation as of that date. The District's proportion of the net pension liability was based on the District's share of contributions to the pension plan relative to the contributions of all participating entities. Following is information related to the proportionate share and pension expense:

	<u>SERS</u>	<u>STRS</u>	<u>Total</u>
Proportion of the net pension liability prior measurement date	0.02984910%	0.02992315%	
Proportion of the net pension liability current measurement date	<u>0.03231250%</u>	<u>0.03059776%</u>	
Change in proportionate share	<u>0.00246340%</u>	<u>0.00067461%</u>	
Proportionate share of the net pension liability	\$ 2,364,977	\$ 10,241,993	\$ 12,606,970
Pension expense	274,095	802,611	1,076,706

At June 30, 2017, the District reported deferred outflows of resources and deferred inflows of resources related to pensions from the following sources:

	<u>SERS</u>	<u>STRS</u>	<u>Total</u>
Deferred outflows of resources			
Differences between expected and actual experience	\$ 31,897	\$ 413,828	\$ 445,725
Net difference between projected and actual earnings on pension plan investments	195,076	850,362	1,045,438
Changes of assumptions	157,875	-	157,875
Difference between District contributions and proportionate share of contributions/ change in proportionate share	104,440	184,477	288,917
District contributions subsequent to the measurement date	<u>143,048</u>	<u>516,815</u>	<u>659,863</u>
Total deferred outflows of resources	<u>\$ 632,336</u>	<u>\$ 1,965,482</u>	<u>\$ 2,597,818</u>

**BUCKEYE CENTRAL LOCAL SCHOOL DISTRICT
CRAWFORD COUNTY, OHIO**

NOTES TO THE BASIC FINANCIAL STATEMENTS
FOR THE FISCAL YEAR ENDED JUNE 30, 2017

NOTE 13 - DEFINED BENEFIT PENSION PLANS - (Continued)

	SERS	STRS	Total
Deferred inflows of resources			
Difference between District contributions and proportionate share of contributions/change in proportionate share	\$ 14,092	-	\$ 14,092
Total deferred inflows of resources	\$ 14,092	\$ -	\$ 14,092

\$659,863 reported as deferred outflows of resources related to pension resulting from District contributions subsequent to the measurement date will be recognized as a reduction of the net pension liability in the year ending June 30, 2018. Other amounts reported as deferred outflows of resources and deferred inflows of resources related to pension will be recognized in pension expense as follows:

	SERS	STRS	Total
Fiscal Year Ending June 30:			
2018	\$ 128,084	\$ 248,660	\$ 376,744
2019	127,942	248,662	376,604
2020	163,093	574,970	738,063
2021	56,077	376,375	432,452
Total	\$ 475,196	\$ 1,448,667	\$ 1,923,863

Actuarial Assumptions - SERS

SERS' total pension liability was determined by their actuaries in accordance with GASB Statement No. 67, as part of their annual actuarial valuation for each defined benefit retirement plan. Actuarial valuations of an ongoing plan involve estimates of the value of reported amounts (e.g., salaries, credited service) and assumptions about the probability of occurrence of events far into the future (e.g., mortality, disabilities, retirements, employment termination). Actuarially determined amounts are subject to continual review and potential modifications, as actual results are compared with past expectations and new estimates are made about the future.

Projections of benefits for financial reporting purposes are based on the substantive plan (the plan as understood by the employers and plan members) and include the types of benefits provided at the time of each valuation and the historical pattern of sharing benefit costs between the employers and plan members to that point. The projection of benefits for financial reporting purposes does not explicitly incorporate the potential effects of legal or contractual funding limitations.

Actuarial calculations reflect a long-term perspective. For a newly hired employee, actuarial calculations will take into account the employee's entire career with the employer and also take into consideration the benefits, if any, paid to the employee after termination of employment until the death of the employee and any applicable contingent annuitant. In many cases actuarial calculations reflect several decades of service with the employer and the payment of benefits after termination.

**BUCKEYE CENTRAL LOCAL SCHOOL DISTRICT
CRAWFORD COUNTY, OHIO**

NOTES TO THE BASIC FINANCIAL STATEMENTS
FOR THE FISCAL YEAR ENDED JUNE 30, 2017

NOTE 13 - DEFINED BENEFIT PENSION PLANS - (Continued)

Key methods and assumptions used in calculating the total pension liability in the latest actuarial valuation, prepared as of June 30, 2016, are presented below:

Wage Inflation	3.00 percent
Future Salary Increases, including inflation	3.50 percent to 18.20 percent
COLA or Ad Hoc COLA	3 percent
Investment Rate of Return	7.50 percent net of investments expense, including inflation
Actuarial Cost Method	Entry Age Normal (level percent of payroll)

For post-retirement mortality, the table used in evaluating allowances to be paid is the RP-2014 Blue Collar Mortality Table with fully generational projection and Scale BB, with 120% of male rates and 110% of female rates used. The RP-2000 Disabled Mortality Table with 90% for male rates and 100% for female rates set back five years is used for the period after disability retirement. Special mortality tables are used for the period after disability retirement.

The actuarial assumptions used in the June 30, 2016 valuation were based on the results of an experience study that was completed June 30, 2015. As a result of the actuarial experience study, the following changes of assumptions affected the total pension liability since the prior measurement date: (a) the assumed rate of inflation was reduced from 3.25% to 3.00%, (b) payroll growth assumption was reduced from 4.00% to 3.50%, (c) assumed real wage growth was reduced from 0.75% to 0.50%, (d) Rates of withdrawal, retirement and disability were updated to reflect recent experience, (e) mortality among active members was updated to RP-2014 Blue Collar Mortality Table with fully generational projection and a five year age set-back for both males and females, (f) mortality among service retired members, and beneficiaries was updated to the following RP-2014 Blue Collar Mortality Table with fully generational projection with Scale BB, 120% of male rates, and 110% of female rates and (g) mortality among disable member was updated to RP-2000 Disabled Mortality Table, 90% for male rates and 100% for female rates, set back five years is used for the period after disability retirement.

The long-term return expectation for the Pension Plan Investments has been determined using a building-block approach and assumes a time horizon, as defined in SERS' *Statement of Investment Policy*. A forecasted rate of inflation serves as the baseline for the return expectation. Various real return premiums over the baseline inflation rate have been established for each asset class. The long-term expected nominal rate of return has been determined by calculating a weighted averaged of the expected real return premiums for each asset class, adding the projected inflation rate, and adding the expected return from rebalancing uncorrelated asset classes.

**BUCKEYE CENTRAL LOCAL SCHOOL DISTRICT
CRAWFORD COUNTY, OHIO**

NOTES TO THE BASIC FINANCIAL STATEMENTS
FOR THE FISCAL YEAR ENDED JUNE 30, 2017

NOTE 13 - DEFINED BENEFIT PENSION PLANS - (Continued)

The target allocation and best estimates of arithmetic real rates of return for each major assets class are summarized in the following table:

<u>Asset Class</u>	<u>Target Allocation</u>	<u>Long-Term Expected Real Rate of Return</u>
Cash	1.00 %	0.50 %
US Equity	22.50	4.75
International Equity	22.50	7.00
Fixed Income	19.00	1.50
Private Equity	10.00	8.00
Real Assets	15.00	5.00
Multi-Asset Strategies	<u>10.00</u>	3.00
Total	<u>100.00 %</u>	

Discount Rate - The total pension liability was calculated using the discount rate of 7.50 percent. The projection of cash flows used to determine the discount rate assumed the contributions from employers and from the members would be computed based on contribution requirements as stipulated by State statute. Projected inflows from investment earning were calculated using the long-term assumed investment rate of return (7.50 percent). Based on those assumptions, the plan's fiduciary net position was projected to be available to make all future benefit payments of current plan members. Therefore, the long-term expected rate of return on pension plan investments was applied to all periods of projected benefits to determine the total pension liability.

Sensitivity of the District's Proportionate Share of the Net Pension Liability to Changes in the Discount Rate - Net pension liability is sensitive to changes in the discount rate, and to illustrate the potential impact the following table presents the net pension liability calculated using the discount rate of 7.50 percent, as well as what each plan's net pension liability would be if it were calculated using a discount rate that is one percentage point lower (6.50 percent), or one percentage point higher (8.50 percent) than the current rate.

	<u>1% Decrease (6.50%)</u>	<u>Current Discount Rate (7.50%)</u>	<u>1% Increase (8.50%)</u>
District's proportionate share of the net pension liability	\$ 3,131,082	\$ 2,364,977	\$ 1,723,715

**BUCKEYE CENTRAL LOCAL SCHOOL DISTRICT
CRAWFORD COUNTY, OHIO**

NOTES TO THE BASIC FINANCIAL STATEMENTS
FOR THE FISCAL YEAR ENDED JUNE 30, 2017

NOTE 13 - DEFINED BENEFIT PENSION PLANS - (Continued)

Actuarial Assumptions - STRS

The total pension liability in the June 30, 2016, actuarial valuation was determined using the following actuarial assumptions, applied to all periods included in the measurement:

Inflation	2.75 percent
Projected salary increases	2.75 percent at age 70 to 12.25 percent at age 20
Investment Rate of Return	7.75 percent, net of investment expenses
Cost-of-Living Adjustments (COLA)	2 percent simple applied as follows: for members retiring before August 1, 2013, 2 percent per year; for members retiring August 1, 2013, or later, 2 percent COLA paid on fifth anniversary of retirement date.

Mortality rates were based on the RP-2000 Combined Mortality Table (Projection 2022—Scale AA) for Males and Females. Males’ ages are set-back two years through age 89 and no set-back for age 90 and above. Females younger than age 80 are set back four years, one year set back from age 80 through 89 and not set back from age 90 and above.

Actuarial assumptions used in the June 30, 2016, valuation are based on the results of an actuarial experience study, effective July 1, 2012.

The 10 year expected real rate of return on pension plan investments was determined by STRS’ investment consultant by developing best estimates of expected future real rates of return for each major asset class. The target allocation and best estimates of geometric real rates of return for each major asset class are summarized as follows:

<u>Asset Class</u>	<u>Target Allocation</u>	<u>Long Term Expected Real Rate of Return *</u>
Domestic Equity	31.00 %	8.00 %
International Equity	26.00	7.85
Alternatives	14.00	8.00
Fixed Income	18.00	3.75
Real Estate	10.00	6.75
Liquidity Reserves	1.00	3.00
 Total	 <u>100.00 %</u>	 <u>7.61 %</u>

* 10-Year annualized geometric nominal returns, which include the real rate of return and inflation of 2.50% and does not include investment expenses. The total fund long-term expected return reflects diversification among the asset classes and therefore is not a weighted average return of the individual asset classes.

**BUCKEYE CENTRAL LOCAL SCHOOL DISTRICT
CRAWFORD COUNTY, OHIO**

NOTES TO THE BASIC FINANCIAL STATEMENTS
FOR THE FISCAL YEAR ENDED JUNE 30, 2017

NOTE 13 - DEFINED BENEFIT PENSION PLANS - (Continued)

Discount Rate - The discount rate used to measure the total pension liability was 7.75 percent as of June 30, 2016. The projection of cash flows used to determine the discount rate assumes member and employer contributions will be made at the statutory contribution rates in accordance with rate increases described above. For this purpose, only employer contributions that are intended to fund benefits of current plan members and their beneficiaries are included. Projected employer contributions that are intended to fund the service costs of future plan members and their beneficiaries, as well as projected contributions from future plan members, are not included. Based on those assumptions, STRS' fiduciary net position was projected to be available to make all projected future benefit payments to current plan members as of June 30, 2016. Therefore, the long-term expected rate of return on pension plan investments of 7.75 percent was applied to all periods of projected benefit payment to determine the total pension liability as of June 30, 2016.

Sensitivity of the District's Proportionate Share of the Net Pension Liability to Changes in the Discount Rate
The following table presents the District's proportionate share of the net pension liability calculated using the current period discount rate assumption of 7.75 percent, as well as what the District's proportionate share of the net pension liability would be if it were calculated using a discount rate that is one-percentage-point lower (6.75 percent) or one-percentage-point higher (8.75 percent) than the current rate:

	1% Decrease (6.75%)	Current Discount Rate (7.75%)	1% Increase (8.75%)
District's proportionate share of the net pension liability	\$ 13,610,776	\$ 10,241,993	\$ 7,400,225

Changes Between Measurement Date and Report Date - In March 2017, the STRS Board adopted certain assumption changes which will impact their annual actuarial valuation prepared as of June 30, 2017. The most significant change is a reduction in the discount rate from 7.75 percent to 7.45 percent. In April 2017, the STRS Board voted to suspend cost of living adjustments granted on or after July 1, 2017. Although the exact amount of these changes is not known, the overall decrease to District's NPL is expected to be significant.

NOTE 14 - POSTEMPLOYMENT BENEFITS

A. School Employees Retirement System

Health Care Plan Description - The District contributes to the SERS Health Care Fund, administered by SERS for non-certificated retirees and their beneficiaries. For GASB 45 purposes, this plan is considered a cost-sharing, multiple-employer, defined benefit other postemployment benefit (OPEB) plan. The Health Care Plan includes hospitalization and physicians' fees through several types of plans including HMO's, PPO's, Medicare Advantage, and traditional indemnity plans as well as a prescription drug program. The financial report of the Plan is included in the SERS Comprehensive Annual Financial Report which can be obtained on SERS' website at www.ohsers.org under Employers/Audit Resources.

**BUCKEYE CENTRAL LOCAL SCHOOL DISTRICT
CRAWFORD COUNTY, OHIO**

NOTES TO THE BASIC FINANCIAL STATEMENTS
FOR THE FISCAL YEAR ENDED JUNE 30, 2017

NOTE 14 - POSTEMPLOYMENT BENEFITS - (Continued)

Access to health care for retirees and beneficiaries is permitted in accordance with Section 3309 of the Ohio Revised Code. The Health Care Fund was established and is administered in accordance with Internal Revenue Code Section 105(e). SERS' Retirement Board reserves the right to change or discontinue any health plan or program. Health care is financed through a combination of employer contributions and retiree premiums, copays and deductibles on covered health care expenses, investment returns, and any funds received as a result of SERS' participation in Medicare programs. Active employee members do not contribute to the Health Care Plan. Retirees and their beneficiaries are required to pay a health care premium that varies depending on the plan selected, number of qualified years of service, Medicare eligibility and retirement status.

Funding Policy - State statute permits SERS to fund the health care benefits through employer contributions. Each year, after the allocation for statutorily required basic benefits, the Retirement Board allocates the remainder of the employer contribution of 14 percent of covered payroll to the Health Care Fund. For fiscal year 2017, none of the employer contribution was allocated to health care. In addition, employers pay a surcharge for employees earning less than an actuarially determined minimum compensation amount, pro-rated according to service credit earned. For fiscal year 2017, this amount was \$23,500. Statutes provide that no employer shall pay a health care surcharge greater than 2 percent of that employer's SERS-covered payroll; nor may SERS collect in aggregate more than 1.5 percent of the total statewide SERS-covered payroll for the health care surcharge. For fiscal year 2017, the District's surcharge obligation was \$17,866.

The District's contributions for health care for the fiscal years ended June 30, 2017, 2016, and 2015 were \$17,866, \$16,665, and \$20,543, respectively. The fiscal year 2017 amount has been reported as pension and postemployment benefits payable. The full amount has been contributed for fiscal years 2016 and 2015.

B. State Teachers Retirement System

Plan Description – The District participates in the cost-sharing multiple-employer defined benefit Health Plan administered by the State Teachers Retirement System of Ohio (STRS) for eligible retirees who participated in the defined benefit or combined pension plans offered by STRS. Ohio law authorizes STRS to offer this plan. Benefits include hospitalization, physicians' fees, prescription drugs and reimbursement of monthly Medicare Part B premiums. The Plan is included in the report of STRS which can be obtained by visiting www.strsoh.org or by calling (888) 227-7877.

Funding Policy - Ohio law authorizes STRS Ohio to offer the Plan and gives the Retirement Board authority over how much, if any, of the health care costs will be absorbed by STRS Ohio. Active employee members do not contribute to the Plan. All benefit recipients pay a monthly premium. Under Ohio law, funding for post-employment health care may be deducted from employer contributions. For 2017, STRS Ohio did not allocate any employer contributions to the Health Care Stabilization Fund. The District did not make any contributions for health care for the fiscal years ended June 30, 2017, 2016 and 2015.

**BUCKEYE CENTRAL LOCAL SCHOOL DISTRICT
CRAWFORD COUNTY, OHIO**

NOTES TO THE BASIC FINANCIAL STATEMENTS
FOR THE FISCAL YEAR ENDED JUNE 30, 2017

NOTE 15 - BUDGETARY BASIS OF ACCOUNTING

While reporting financial position, results of operations, and changes in fund balance on the basis of generally accepted accounting principles (GAAP), the budgetary basis as provided by law is based upon accounting for certain transactions on a basis of cash receipts and disbursements.

The statement of revenue, expenditures and changes in fund balance - budget and actual (non-GAAP budgetary basis) presented for the general fund is presented on the budgetary basis to provide a meaningful comparison of actual results with the budget. The major differences between the budget basis and the GAAP basis are that:

- (a) Revenues and other financing sources are recorded when received in cash (budget basis) as opposed to when susceptible to accrual (GAAP basis);
- (b) Expenditures and other financing uses are recorded when paid in cash (budget basis) as opposed to when the liability is incurred (GAAP basis);
- (c) In order to determine compliance with Ohio law, and to reserve that portion of the applicable appropriation, total outstanding encumbrances (budget basis) are recorded as the equivalent of an expenditure, as opposed to assigned or committed fund balance for that portion of outstanding encumbrances not already recognized as an account payable (GAAP basis);
- (d) Some funds are included in the general fund (GAAP basis), but have separate legally adopted budgets (budget basis).

The adjustments necessary to convert the results of operations for the year on the budget basis to the GAAP basis for the general fund is as follows:

Net Change in Fund Balance

	<u>General fund</u>
Budget basis	\$ 108,924
Net adjustment for revenue accruals	10,040
Net adjustment for expenditure accruals	(82,020)
Net adjustment for other sources/uses	(1,066)
Funds budgeted elsewhere	(1,107)
Adjustment for encumbrances	206,832
GAAP basis	<u>\$ 241,603</u>

Certain funds that are legally budgeted in separate special revenue funds are considered part of the general fund on a GAAP basis. This includes the special trust fund, underground storage tank fund and the public school support fund.

**BUCKEYE CENTRAL LOCAL SCHOOL DISTRICT
CRAWFORD COUNTY, OHIO**

NOTES TO THE BASIC FINANCIAL STATEMENTS
FOR THE FISCAL YEAR ENDED JUNE 30, 2017

NOTE 16 - CONTINGENCIES

A. Grants

The District receives significant financial assistance from numerous federal, State and local agencies in the form of grants. The disbursement of funds received under these programs generally requires compliance with terms and conditions specified in the grant agreements and are subject to audit by the grantor agencies. Any disallowed claims resulting from such audits could become a liability of the District. However, in the opinion of management, any such disallowed claims will not have a material effect on the financial position of the District.

B. Litigation

The District is involved in no material litigation as either plaintiff or defendant.

C. Foundation Funding

School District foundation funding is based on the annualized full-time equivalent (FTE) enrollment of each student. The Ohio Department of Education (ODE) is legislatively required to adjust/reconcile funding as enrollment information is updated by schools throughout the State, which can extend past the fiscal year end. As of the date of this report, additional ODE adjustments for fiscal year 2017 are not finalized. As a result, the impact of future FTE adjustments on the fiscal year 2017 financial statements is not determinable, at this time. Management believes this may result in either an additional receivable to, or a liability of, the School District.

NOTE 17 - SET-ASIDES

The District is required by State law to annually set-aside certain general fund revenue amounts, as defined by statutory formula, for the acquisition and construction of capital improvements. Amounts not spent by the end of the fiscal year or offset by similarly restricted resources received during the year must be held in cash at fiscal year-end. This amount must be carried forward to be used for the same purpose in future years. Expenditures exceeding the set-aside requirement may not be carried forward to the next fiscal year.

The following cash-basis information describes the change in the fiscal year-end set-aside amount for capital improvements. Disclosure of this information is required by State statute.

	<u>Capital Improvements</u>
Set-aside balance June 30, 2016	\$ -
Current year set-aside requirement	126,612
Current year qualifying expenditures	(40,112)
Current year offsets	(1,643,673)
Total	<u>\$ (1,557,173)</u>
Balance carried forward to fiscal year 2018	<u>\$ -</u>
Set-aside balance June 30, 2017	<u>\$ -</u>

**BUCKEYE CENTRAL LOCAL SCHOOL DISTRICT
CRAWFORD COUNTY, OHIO**

NOTES TO THE BASIC FINANCIAL STATEMENTS
FOR THE FISCAL YEAR ENDED JUNE 30, 2017

NOTE 18 - OTHER COMMITMENTS

The District utilizes encumbrance accounting as part of its budgetary controls. Encumbrances outstanding at year-end are reservations of fund balance for subsequent-year expenditures and may be reported as part of restricted, committed, or assigned classifications of fund balance. At year end, the District's commitments for encumbrances in the governmental funds were as follows:

<u>Fund Type</u>	Year-End <u>Encumbrances</u>
General fund	\$ 151,051
Permanent Improvement fund	1,187,600
Nonmajor governmental funds	<u>25,533</u>
 Total	 <u>\$ 1,364,184</u>

NOTE 19 - CONTRACTUAL COMMITMENTS

On June 30, 2017, the District had the following contractual commitments outstanding related to the construction of an auxiliary gym.

<u>Contractor</u>	<u>Contract Amount</u>	<u>Amount Paid Through June 30, 2017</u>	<u>Remaining Contract Amount</u>
JHI Group	<u>\$ 1,743,670</u>	<u>\$ 275,430</u>	<u>\$ 1,468,240</u>

REQUIRED SUPPLEMENTARY INFORMATION

**BUCKEYE CENTRAL LOCAL SCHOOL DISTRICT
CRAWFORD COUNTY, OHIO**

SCHEDULES OF REQUIRED SUPPLEMENTARY INFORMATION

SCHEDULE OF THE DISTRICT'S PROPORTIONATE SHARE OF
THE NET PENSION LIABILITY
SCHOOL EMPLOYEES RETIREMENT SYSTEM (SERS) OF OHIO

LAST FOUR FISCAL YEARS

	<u>2017</u>	<u>2016</u>	<u>2015</u>	<u>2014</u>
District's proportion of the net pension liability	0.03231250%	0.02984910%	0.03038900%	0.03038900%
District's proportionate share of the net pension liability	\$ 2,364,977	\$ 1,703,219	\$ 1,537,970	\$ 1,807,136
District's covered-employee payroll	\$ 1,002,636	\$ 898,612	\$ 883,059	\$ 901,438
District's proportionate share of the net pension liability as a percentage of its covered-employee payroll	235.88%	189.54%	174.16%	200.47%
Plan fiduciary net position as a percentage of the total pension liability	62.98%	69.16%	71.70%	65.52%

Note: Information prior to 2014 was unavailable. Schedule is intended to show information for 10 years. Additional years will be displayed as they become available.

Amounts presented for each fiscal year were determined as of the District's measurement date which is the prior year-end.

**BUCKEYE CENTRAL LOCAL SCHOOL DISTRICT
CRAWFORD COUNTY, OHIO**

SCHEDULES OF REQUIRED SUPPLEMENTARY INFORMATION

SCHEDULE OF THE DISTRICT'S PROPORTIONATE SHARE OF
THE NET PENSION LIABILITY
STATE TEACHERS RETIREMENT SYSTEM (STRS) OF OHIO

LAST FOUR FISCAL YEARS

	<u>2017</u>	<u>2016</u>	<u>2015</u>	<u>2014</u>
District's proportion of the net pension liability	0.03059776%	0.02992315%	0.02978023%	0.02978023%
District's proportionate share of the net pension liability	\$ 10,241,993	\$ 8,269,883	\$ 7,243,583	\$ 8,628,508
District's covered-employee payroll	\$ 3,244,357	\$ 3,170,693	\$ 3,042,715	\$ 3,124,215
District's proportionate share of the net pension liability as a percentage of its covered-employee payroll	315.69%	260.82%	238.06%	276.18%
Plan fiduciary net position as a percentage of the total pension liability	66.80%	72.10%	74.70%	69.30%

Note: Information prior to 2014 was unavailable. Schedule is intended to show information for 10 years. Additional years will be displayed as they become available.

Amounts presented for each fiscal year were determined as of the District's measurement date which is the prior year-end.

**BUCKEYE CENTRAL LOCAL SCHOOL DISTRICT
CRAWFORD COUNTY, OHIO**

SCHEDULES OF REQUIRED SUPPLEMENTARY INFORMATION

SCHEDULE OF DISTRICT CONTRIBUTIONS
SCHOOL EMPLOYEES RETIREMENT SYSTEM (SERS) OF OHIO

	LAST TEN FISCAL YEARS			
	<u>2017</u>	<u>2016</u>	<u>2015</u>	<u>2014</u>
Contractually required contribution	\$ 143,048	\$ 140,369	\$ 118,437	\$ 122,392
Contributions in relation to the contractually required contribution	<u>(143,048)</u>	<u>(140,369)</u>	<u>(118,437)</u>	<u>(122,392)</u>
Contribution deficiency (excess)	<u>\$ -</u>	<u>\$ -</u>	<u>\$ -</u>	<u>\$ -</u>
District's covered-employee payroll	\$ 1,021,771	\$ 1,002,636	\$ 898,612	\$ 883,059
Contributions as a percentage of covered-employee payroll	14.00%	14.00%	13.18%	13.86%

Note: Information prior to 2008 is not available.

**BUCKEYE CENTRAL LOCAL SCHOOL DISTRICT
CRAWFORD COUNTY, OHIO**

SCHEDULES OF REQUIRED SUPPLEMENTARY INFORMATION

SCHEDULE OF DISTRICT CONTRIBUTIONS
SCHOOL EMPLOYEES RETIREMENT SYSTEM (SERS) OF OHIO

LAST TEN FISCAL YEARS

<u>2013</u>	<u>2012</u>	<u>2011</u>	<u>2010</u>	<u>2009</u>	<u>2008</u>
\$ 124,759	\$ 128,635	\$ 121,345	\$ 126,150	\$ 94,063	\$ 90,764
<u>(124,759)</u>	<u>(128,635)</u>	<u>(121,345)</u>	<u>(126,150)</u>	<u>(94,063)</u>	<u>(90,764)</u>
<u>\$ -</u>	<u>\$ -</u>	<u>\$ -</u>	<u>\$ -</u>	<u>\$ -</u>	<u>\$ -</u>
\$ 901,438	\$ 956,394	\$ 965,354	\$ 931,684	\$ 955,925	\$ 924,277
13.84%	13.45%	12.57%	13.54%	9.84%	9.82%

**BUCKEYE CENTRAL LOCAL SCHOOL DISTRICT
CRAWFORD COUNTY, OHIO**

SCHEDULES OF REQUIRED SUPPLEMENTARY INFORMATION

SCHEDULE OF DISTRICT CONTRIBUTIONS
STATE TEACHERS RETIREMENT SYSTEM (STRS) OF OHIO

	LAST TEN FISCAL YEARS			
	<u>2017</u>	<u>2016</u>	<u>2015</u>	<u>2014</u>
Contractually required contribution	\$ 516,815	\$ 454,210	\$ 443,897	\$ 395,553
Contributions in relation to the contractually required contribution	<u>(516,815)</u>	<u>(454,210)</u>	<u>(443,897)</u>	<u>(395,553)</u>
Contribution deficiency (excess)	<u>\$ -</u>	<u>\$ -</u>	<u>\$ -</u>	<u>\$ -</u>
District's covered-employee payroll	\$ 3,691,536	\$ 3,244,357	\$ 3,170,693	\$ 3,042,715
Contributions as a percentage of covered-employee payroll	14.00%	14.00%	14.00%	13.00%

**BUCKEYE CENTRAL LOCAL SCHOOL DISTRICT
CRAWFORD COUNTY, OHIO**

SCHEDULES OF REQUIRED SUPPLEMENTARY INFORMATION

SCHEDULE OF DISTRICT CONTRIBUTIONS
STATE TEACHERS RETIREMENT SYSTEM (STRS) OF OHIO

LAST TEN FISCAL YEARS

<u>2013</u>	<u>2012</u>	<u>2011</u>	<u>2010</u>	<u>2009</u>	<u>2008</u>
\$ 406,148	\$ 423,782	\$ 428,826	\$ 417,369	\$ 413,099	\$ 412,409
<u>(406,148)</u>	<u>(423,782)</u>	<u>(428,826)</u>	<u>(417,369)</u>	<u>(413,099)</u>	<u>(412,409)</u>
<u>\$ -</u>	<u>\$ -</u>	<u>\$ -</u>	<u>\$ -</u>	<u>\$ -</u>	<u>\$ -</u>
\$ 3,124,215	\$ 3,259,862	\$ 3,298,662	\$ 3,210,531	\$ 3,177,685	\$ 3,172,377
13.00%	13.00%	13.00%	13.00%	13.00%	13.00%

**BUCKEYE CENTRAL LOCAL SCHOOL DISTRICT
CRAWFORD COUNTY, OHIO**

NOTES TO REQUIRED SUPPLEMENTARY INFORMATION
FOR THE FISCAL YEAR ENDED JUNE 30, 2017

SCHOOL EMPLOYEES RETIREMENT SYSTEM (SERS) OF OHIO

Changes in benefit terms : There were no changes in benefit terms from the amounts reported for fiscal years 2014 - 2017.

Changes in assumptions : There were no changes in methods and assumptions used in the calculation of actuarial determined contributions for fiscal years 2014-2016. For fiscal year 2017, the following changes of assumptions affected the total pension liability since the prior measurement date: (a) the assumed rate of inflation was reduced from 3.25% to 3.00%, (b) payroll growth assumption was reduced from 4.00% to 3.50%, (c) the discount rate changed from 7.75% to 7.50% (d) assumed real wage growth was reduced from 0.75% to 0.50%, (e) Rates of withdrawal, retirement and disability were updated to reflect recent experience, (f) mortality among active members was updated to RP-2014 Blue Collar Mortality Table with fully generational projection and a five year age set-back for both males and females, (g) mortality among service retired members, and beneficiaries was updated to the following RP-2014 Blue Collar Mortality Table with fully generational projection with Scale BB, 120% of male rates, and 110% of female rates and (h) mortality among disable member was updated to RP-2000 Disabled Mortality Table, 90% for male rates and 100% for female rates, set back five years is used for the period after disability retirement.

STATE TEACHERS RETIREMENT SYSTEM (STRS) OF OHIO

Changes in benefit terms : There were no changes in benefit terms from the amounts reported for fiscal years 2014 - 2017.

Changes in assumptions : There were no changes in methods and assumptions used in the calculation of actuarial determined contributions for fiscal years 2014 - 2017. See the notes to the basic financials for the methods and assumptions in this calculation.

December 7, 2017

To the Board of Education
Buckeye Central Local School District
Crawford County, Ohio
938 S. Kibler Street
New Washington, OH 44854

Independent Auditor's Report on Internal Control over Financial Reporting and on Compliance and Other Matters Based on an Audit of Financial Statements Performed in Accordance with *Government Auditing Standards*

We have audited, in accordance with the auditing standards generally accepted in the United States of America and the standards applicable to financial audits contained in *Government Auditing Standards* issued by the Comptroller General of the United States, the financial statements of the governmental activities, each major fund, and the aggregate remaining fund information of Buckeye Central Local School District, Crawford County, Ohio (the District), as of and for the year ended June 30, 2017, and the related notes to the financial statements, which collectively comprise District's basic financial statements, and have issued our report thereon dated December 7, 2017.

Internal Control over Financial Reporting

In planning and performing our audit of the financial statements, we considered the District's internal control over financial reporting (internal control) to determine the audit procedures that are appropriate in the circumstances for the purpose of expressing our opinions on the financial statements, but not for the purpose of expressing an opinion on the effectiveness of the District's internal control. Accordingly, we do not express an opinion on the effectiveness of the District's internal control.

A *deficiency in internal control* exists when the design or operation of a control does not allow management or employees, in the normal course of performing their assigned functions, to prevent, or detect and correct, misstatements on a timely basis. A *material weakness* is a deficiency, or a combination of deficiencies, in internal control, such that there is a reasonable possibility that a material misstatement of the entity's financial statements will not be prevented, or detected and corrected on a timely basis. A *significant deficiency* is a deficiency, or a combination of deficiencies, in internal control that is less severe than a material weakness, yet important enough to merit attention by those charged with governance.

Our consideration of internal control was for the limited purpose described in the first paragraph of this section and was not designed to identify all deficiencies in internal control that might be material weaknesses or significant deficiencies. Given these limitations, during our audit we did not identify any deficiencies in internal control that we consider to be material weaknesses. However, material weaknesses may exist that have not been identified.

Compliance and Other Matters

As part of obtaining reasonable assurance about whether the District's financial statements are free from material misstatement, we performed tests of its compliance with certain provisions of laws, regulations, contracts, and grant agreements, noncompliance with which could have a direct and material effect on the determination of financial statement amounts. However, providing an opinion on compliance with those provisions was not an objective of our audit, and accordingly, we do not express such an opinion. The results of our tests disclosed no instances of noncompliance or other matters that are required to be reported under *Government Auditing Standards*.

Purpose of this Report

The purpose of this report is solely to describe the scope of our testing of internal control and compliance and the results of that testing, and not to provide an opinion on the effectiveness of the entity's internal control or on compliance. This report is an integral part of an audit performed in accordance with *Government Auditing Standards* in considering the entity's internal control and compliance. Accordingly, this communication is not suitable for any other purpose.

Rea & Associates, Inc.

Wooster, Ohio

This page intentionally left blank.



Dave Yost • Auditor of State

BUCKEYE CENTRAL LOCAL SCHOOL DISTRICT

CRAWFORD COUNTY

CLERK'S CERTIFICATION

This is a true and correct copy of the report which is required to be filed in the Office of the Auditor of State pursuant to Section 117.26, Revised Code, and which is filed in Columbus, Ohio.

Susan Babbitt

CLERK OF THE BUREAU

**CERTIFIED
MARCH 1, 2018**