

**BRISTOL LOCAL SCHOOL DISTRICT
TRUMBULL COUNTY, OHIO**

**BASIC FINANCIAL STATEMENTS
*(AUDITED)***

***FOR THE FISCAL YEAR ENDED
JUNE 30, 2017***

MARIO A. NERO, JR., TREASURER



Dave Yost • Auditor of State

Board of Education
Bristol Local School District
1845 Greenville Road
Bristolville, Ohio 44402

We have reviewed the *Independent Auditor's Report* of the Bristol Local School District, Trumbull County, prepared by Julian & Grube, Inc., for the audit period July 1, 2016 through June 30, 2017. Based upon this review, we have accepted these reports in lieu of the audit required by Section 117.11, Revised Code. The Auditor of State did not audit the accompanying financial statements and, accordingly, we are unable to express, and do not express an opinion on them.

Our review was made in reference to the applicable sections of legislative criteria, as reflected by the Ohio Constitution, and the Revised Code, policies, procedures and guidelines of the Auditor of State, regulations and grant requirements. The Bristol Local School District is responsible for compliance with these laws and regulations.

A handwritten signature in black ink that reads "Dave Yost".

Dave Yost
Auditor of State

February 12, 2018

This page intentionally left blank.

**BRISTOL LOCAL SCHOOL DISTRICT
TRUMBULL COUNTY, OHIO**

TABLE OF CONTENTS

Independent Auditor’s Report	1 - 2
Management’s Discussion and Analysis	3 - 13
Basic Financial Statements:	
Government-Wide Financial Statements:	
Statement of Net Position	14
Statement of Activities	15
Fund Financial Statements:	
Balance Sheet - Governmental Funds	16
Reconciliation of Total Governmental Fund Balances to Net Position of Governmental Activities.....	17
Statement of Revenues, Expenditures and Changes in Fund Balances - Governmental Funds	18
Reconciliation of the Statement of Revenues, Expenditures and Changes in Fund Balances of Governmental Funds to the Statement of Activities	19
Statement of Revenues, Expenditures and Changes in Fund Balance - Budget and Actual (Non-GAAP Budgetary Basis) - General Fund.....	20
Statement of Fiduciary Net Position - Fiduciary Funds	21
Statement of Changes in Fiduciary Net Position - Fiduciary Fund	22
Notes to the Basic Financial Statements.....	23 - 57
Required Supplementary Information:	
Schedule of the District’s Proportionate Share of the Net Pension Liability:	
School Employees Retirement System (SERS) of Ohio	58
State Teachers Retirement System (STRS) of Ohio	59
Schedule of District Contributions:	
School Employees Retirement System (SERS) of Ohio	60-61
State Teachers Retirement System (STRS) of Ohio	62-63
Notes to Required Supplementary Information	64
Independent Auditor’s Report on Internal Control over Financial Reporting and on Compliance and Other Matters Required by <i>Government Auditing Standards</i>	65 - 66

This page intentionally left blank.



Julian & Grube, Inc.
Serving Ohio Local Governments

333 County Line Rd. West, Westerville, OH 43082 Phone: 614.846.1899 Fax: 614.846.2799

Independent Auditor's Report

Bristol Local School District
Trumbull County
1845 Greenville Road
Bristolville, Ohio 44402

To the Board of Education:

Report on the Financial Statements

We have audited the accompanying financial statements of the governmental activities, its major fund, and the aggregate remaining fund information of the Bristol Local School District, Trumbull County, Ohio, as of and for the fiscal year ended June 30, 2017, and the related notes to the financial statements, which collectively comprise the Bristol Local School District's basic financial statements as listed in the table of contents.

Management's Responsibility for the Financial Statements

Management is responsible for preparing and fairly presenting these financial statements in accordance with accounting principles generally accepted in the United States of America; this includes designing, implementing, and maintaining internal control relevant to preparing and fairly presenting financial statements that are free from material misstatement, whether due to fraud or error.

Auditor's Responsibility

Our responsibility is to opine on these financial statements based on our audit. We audited in accordance with auditing standards generally accepted in the United States of America and the financial audit standards in the Comptroller General of the United States' *Government Auditing Standards*. Those standards require us to plan and perform the audit to reasonably assure the financial statements are free from material misstatement.

An audit requires obtaining evidence about financial statement amounts and disclosures. The procedures selected depend on our judgment, including assessing the risks of material financial statement misstatement, whether due to fraud or error. In assessing those risks, we consider internal control relevant to the Bristol Local School District's preparation and fair presentation of the financial statements in order to design audit procedures that are appropriate in the circumstances, but not to the extent needed to opine on the effectiveness of the Bristol Local School District's internal control. Accordingly, we express no opinion. An audit also includes evaluating the appropriateness of management's accounting policies and the reasonableness of their significant accounting estimates, as well as our evaluation of the overall financial statement presentation.

We believe the audit evidence we obtained is sufficient and appropriate to support our audit opinions.

Opinion

In our opinion, the financial statements referred to above present fairly, in all material respects, the respective financial position of the governmental activities, its major fund, and the aggregate remaining fund information of the Bristol Local School District, Trumbull County, Ohio, as of June 30, 2017, and the respective changes in financial position thereof and the budgetary comparison for the General fund thereof for the fiscal year then ended in accordance with the accounting principles generally accepted in the United States of America.

Other Matters

Required Supplementary Information

Accounting principles generally accepted in the United States of America require this presentation to include Management's discussion and analysis, Schedule of the District's Proportionate Share of the Net Pension Liabilities and pension contributions listed in the table of contents, to supplement the basic financial statements. Although this information is not part of the basic financial statements, the Governmental Accounting Standards Board considers it essential for placing the basic financial statements in an appropriate operational, economic, or historical context. We applied certain limited procedures to the required supplementary information in accordance with auditing standards generally accepted in the United States of America, consisting of inquiries of management about the methods of preparing the information and comparing the information for consistency with management's responses to our inquiries, to the basic financial statements, and other knowledge we obtained during our audit of the basic financial statements. We do not opine or provide any assurance on the information because the limited procedures do not provide us with sufficient evidence to opine or provide any other assurance.

Other Reporting Required by Government Auditing Standards

In accordance with *Government Auditing Standards*, we have also issued our report dated October 25, 2017, on our consideration of the Bristol Local School District's internal control over financial reporting and our tests of its compliance with certain provisions of laws, regulations, contracts and grant agreements and other matters. That report describes the scope of our internal control testing over financial reporting and compliance, and the results of that testing, and does not opine on internal control over financial reporting or on compliance. That report is an integral part of an audit performed in accordance with *Government Auditing Standards* in considering the Bristol Local School District's internal control over financial reporting and compliance.



Julian & Grube, Inc.
October 25, 2017

**BRISTOL LOCAL SCHOOL DISTRICT
TRUMBULL COUNTY, OHIO**

**MANAGEMENT'S DISCUSSION AND ANALYSIS
FOR THE FISCAL YEAR ENDED JUNE 30, 2017**

The management's discussion and analysis of the Bristol Local School District's (the "District") financial performance provides an overall review of the District's financial activities for the fiscal year ended June 30, 2017. The intent of this discussion and analysis is to look at the District's financial performance as a whole; readers should also review the basic financial statements and the notes to the basic financial statements to enhance their understanding of the District's financial performance.

Financial Highlights

Key financial highlights for fiscal year 2017 are as follows:

- In total, net position of governmental activities increased \$84,356 which represents a 3.00% increase from 2016's net position.
- General revenues accounted for \$6,974,014 in revenue or 83.19% of all revenues. Program specific revenues in the form of charges for services and sales, grants and contributions accounted for \$1,409,700 or 16.81% of total revenues of \$8,383,714.
- The District had \$8,299,358 in expenses related to governmental activities; only \$1,409,700 of these expenses were offset by program specific charges for services, grants or contributions. General revenues supporting governmental activities (primarily taxes and unrestricted grants and entitlements) of \$6,974,014 were adequate to provide for these programs.
- The District major governmental fund is the general fund. The general fund had \$7,189,395 in revenues and \$7,134,204 in expenditures and other financing uses. During fiscal year 2017, the general fund's fund balance increased from \$2,922,620 to \$2,977,811.

Using the Basic Financial Statements (BFS)

This annual report consists of a series of financial statements and notes to those statements. These statements are organized so the reader can understand the District as a financial whole, an entire operating entity. The statements then proceed to provide an increasingly detailed look at specific financial activities.

The statement of net position and statement of activities provide information about the activities of the whole District, presenting both an aggregate view of the District's finances and a longer-term view of those finances. Fund financial statements provide the next level of detail. For governmental funds, these statements tell how services were financed in the short-term as well as what remains for future spending. The fund financial statements also look at the District's most significant funds with all other nonmajor funds presented in total in one column. In the case of the District there is one major fund: the general fund.

Reporting the District as a Whole

Statement of Net Position and the Statement of Activities

While this document contains the large number of funds used by the District to provide programs and activities, the view of the District as a whole looks at all financial transactions and asks the question, "How did we do financially during 2017?" The statement of net position and the statement of activities answer this question. These statements include all assets, deferred outflows of resources, liabilities, deferred inflows of resources, revenues and expenses using the accrual basis of accounting similar to the accounting used by most private-sector companies. This basis of accounting will take into account all of the current year's revenues and expenses regardless of when cash is received or paid.

**BRISTOL LOCAL SCHOOL DISTRICT
TRUMBULL COUNTY, OHIO**

**MANAGEMENT'S DISCUSSION AND ANALYSIS
FOR THE FISCAL YEAR ENDED JUNE 30, 2017**

These two statements report the District's net position and changes in net position. This change in net position is important because it tells the reader that, for the District as a whole, the financial position of the District has improved or diminished. The causes of this change may be the result of many factors, some financial, some not. Non-financial factors include the District's property tax base, current property tax laws in Ohio restricting revenue growth, facility conditions, required educational programs and other factors.

In the statement of net position and the statement of activities, the governmental activities include the District's programs and services, including instruction, support services, operations and maintenance, pupil transportation, extracurricular activities, food service operations and interest and fiscal charges.

The District's statement of net position and statement of activities can be found on pages 14-15 of this report.

Reporting the District's Most Significant Funds

Fund Financial Statements

The analysis of the District's major governmental funds begins on page 11. Fund financial reports provide detailed information about the District's major funds. The District uses many funds to account for a multitude of financial transactions. However, these fund financial statements focus on the District's most significant funds. The District's major governmental fund is the general fund.

Governmental Funds

Most of the District's activities are reported in governmental funds, which focus on how money flows into and out of those funds and the balances left at year-end available for spending in future periods. These funds are reported using an accounting method called modified accrual accounting which measures cash and all other financial assets than can readily be converted to cash. The governmental fund financial statements provide a detailed short-term view of the District's general government operations and the basic services it provides. Governmental fund information helps you determine whether there are more or fewer financial resources that can be spent in the near future to finance educational programs. The relationship (or differences) between governmental activities (reported in the statement of net position and the statement of activities) and governmental funds is reconciled in the basic financial statements. The basic governmental fund financial statements can be found on pages 16-20 of this report.

Reporting the District's Fiduciary Responsibilities

The District is the trustee, or fiduciary, for its scholarship programs. This activity is presented as a private-purpose trust fund. The District also acts in a trustee capacity as an agent for individuals. These activities are reported in an agency fund. All of the District's fiduciary activities are reported in separate statements of fiduciary net position and changes in fiduciary net position on pages 21 and 22. These activities are excluded from the District's other financial statements because the assets cannot be utilized by the District to finance its operations.

Notes to the Basic Financial Statements

The notes provide additional information that is essential to a full understanding of the data provided in the government-wide and fund financial statements. These notes to the basic financial statements can be found on pages 23-57 of this report.

**BRISTOL LOCAL SCHOOL DISTRICT
TRUMBULL COUNTY, OHIO**

MANAGEMENT'S DISCUSSION AND ANALYSIS
FOR THE FISCAL YEAR ENDED JUNE 30, 2017

Required Supplementary Information

In addition to the basic financial statements and accompanying notes, this report also presents certain required supplementary information concerning the District's net pension liability. The required supplementary information can be found on pages 58 through 64 of this report.

The District as a Whole

The table below provides a summary of the District's net position at June 30, 2017 and June 30, 2016.

	Net Position	
	Governmental Activities 2017	Governmental Activities 2016
<u>Assets</u>		
Current and other assets	\$ 7,765,153	\$ 7,300,246
Capital assets, net	<u>8,349,195</u>	<u>8,531,445</u>
Total assets	<u>16,114,348</u>	<u>15,831,691</u>
<u>Deferred outflows of resources</u>		
Unamortized deferred charges on debt refunding	10,324	13,347
Pensions	<u>1,867,522</u>	<u>844,884</u>
Total deferred outflows of resources	<u>1,877,846</u>	<u>858,231</u>
<u>Liabilities</u>		
Current liabilities	664,768	629,699
Long-term liabilities:		
Due within one year	203,807	226,875
Due in more than one year:		
Net pension liability	10,400,109	8,610,423
Other amounts	<u>1,028,946</u>	<u>1,147,155</u>
Long-term liabilities	<u>11,632,862</u>	<u>9,984,453</u>
Total liabilities	<u>12,297,630</u>	<u>10,614,152</u>
<u>Deferred inflows of resources</u>		
Property taxes levied for the next fiscal year	2,639,086	2,585,872
Pensions	<u>160,308</u>	<u>679,084</u>
Total deferred inflows of resources	<u>2,799,394</u>	<u>3,264,956</u>
<u>Net position</u>		
Net investment in capital assets	7,488,171	7,505,489
Restricted	1,057,332	737,281
Unrestricted (deficit)	<u>(5,650,333)</u>	<u>(5,431,956)</u>
Total net position	<u>\$ 2,895,170</u>	<u>\$ 2,810,814</u>

**BRISTOL LOCAL SCHOOL DISTRICT
TRUMBULL COUNTY, OHIO**

MANAGEMENT'S DISCUSSION AND ANALYSIS
FOR THE FISCAL YEAR ENDED JUNE 30, 2017

During 2016, the District adopted GASB Statement 68, "Accounting and Financial Reporting for Pensions—an Amendment of GASB Statement 27," which significantly revises accounting for pension costs and liabilities. For reasons discussed below, many end users of this financial statement will gain a clearer understanding of the District's actual financial condition by adding deferred inflows related to pension and the net pension liability to the reported net position and subtracting deferred outflows related to pension.

Governmental Accounting Standards Board standards are national and apply to all government financial reports prepared in accordance with generally accepted accounting principles. When accounting for pension costs, GASB 68 focused on a funding approach. This approach limited pension costs to contributions annually required by law, which may or may not be sufficient to fully fund each plan's *net pension liability*. GASB 68 takes an earnings approach to pension accounting; however, the nature of Ohio's statewide pension systems and state law governing those systems requires additional explanation in order to properly understand the information presented in these statements.

Under the new standards required by GASB 68, the net pension liability equals the District's proportionate share of each plan's collective:

1. Present value of estimated future pension benefits attributable to active and inactive employees' past service
2. Minus plan assets available to pay these benefits

GASB notes that pension obligations, whether funded or unfunded, are part of the "employment exchange" – that is, the employee is trading his or her labor in exchange for wages, benefits, and the promise of a future pension. GASB noted that the unfunded portion of this pension promise is a present obligation of the government, part of a bargained-for benefit to the employee, and should accordingly be reported by the government as a liability since they received the benefit of the exchange. However, the District is not responsible for certain key factors affecting the balance of this liability. In Ohio, the employee shares the obligation of funding pension benefits with the employer. Both employer and employee contribution rates are capped by State statute. A change in these caps requires action of both Houses of the General Assembly and approval of the Governor. Benefit provisions are also determined by State statute. The employee enters the employment exchange with the knowledge that the employer's promise is limited not by contract but by law. The employer enters the exchange also knowing that there is a specific, legal limit to its contribution to the pension system. In Ohio, there is no legal means to enforce the unfunded liability of the pension system *as against the public employer*. State law operates to mitigate/lessen the moral obligation of the public employer to the employee, because all parties enter the employment exchange with notice as to the law. The pension system is responsible for the administration of the plan.

Most long-term liabilities have set repayment schedules or, in the case of compensated absences (i.e. sick and vacation leave), are satisfied through paid time-off or termination payments. There is no repayment schedule for the net pension liability. As explained above, changes in pension benefits, contribution rates, and return on investments affect the balance of the net pension liability, but are outside the control of the local government. In the event that contributions, investment returns, and other changes are insufficient to keep up with required pension payments, State statute does not assign/identify the responsible party for the unfunded portion. Due to the unique nature of how the net pension liability is satisfied, this liability is separately identified within the long-term liability section of the statement of net position.

In accordance with GASB 68, the District's statements prepared on an accrual basis of accounting include an annual pension expense for their proportionate share of each plan's *change* in net pension liability not accounted for as deferred inflows/outflows.

**BRISTOL LOCAL SCHOOL DISTRICT
TRUMBULL COUNTY, OHIO**

**MANAGEMENT'S DISCUSSION AND ANALYSIS
FOR THE FISCAL YEAR ENDED JUNE 30, 2017**

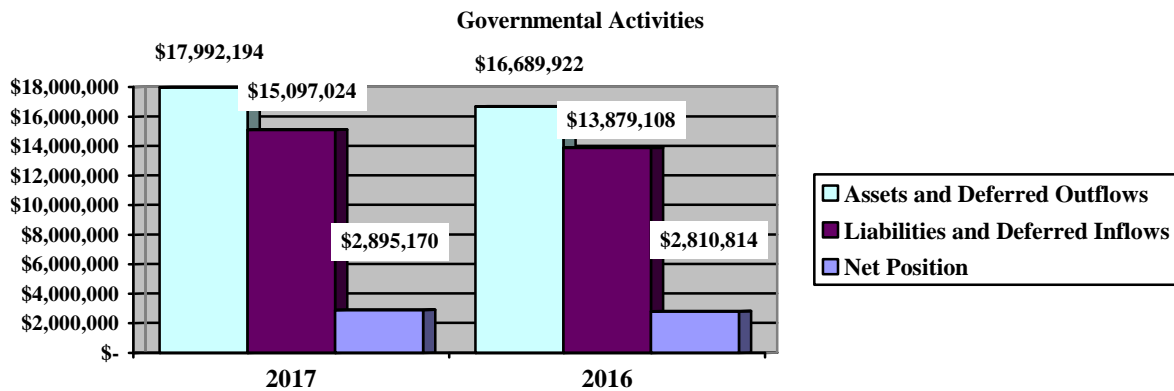
Over time, net position can serve as a useful indicator of a government's financial position. At June 30, 2017, the District's assets plus deferred outflows of resources exceeded liabilities plus deferred inflows of resources by \$2,895,170.

At year-end, capital assets represented 51.81% of total assets. Capital assets include land, land improvements, buildings and improvements, furniture and equipment and vehicles. Net investment in capital assets to acquire the assets at June 30, 2017, were \$7,488,171. Capital assets are used to provide services to the students and are not available for future spending. Although the District's investment in capital assets is reported net of related debt, it should be noted that the resources to repay the debt must be provided from other sources, since capital assets may not be used to liquidate these liabilities.

A portion of the District's net position, \$1,057,332 represents resources that are subject to external restriction on how they may be used. The remaining balance of unrestricted net position is a deficit of \$5,650,333.

The overall increase in net position is a result of an increase in assets and deferred outflows. The increase in assets is a result of higher cash balances as revenues exceeded expenses for the year and an increase in deferred outflows related to the net pension liability.

The graph below shows the District's assets and deferred outflows, liabilities and deferred inflows and net position at June 30, 2017 and 2016.



**BRISTOL LOCAL SCHOOL DISTRICT
TRUMBULL COUNTY, OHIO**

MANAGEMENT'S DISCUSSION AND ANALYSIS
FOR THE FISCAL YEAR ENDED JUNE 30, 2017

The following table shows the change in net position for fiscal years 2017 and 2016.

	Change in Net Position	
	Governmental Activities <u>2017</u>	Governmental Activities <u>2016</u>
<u>Revenues</u>		
Program revenues:		
Charges for services and sales	\$ 481,064	\$ 518,823
Operating grants and contributions	928,636	1,001,062
General revenues:		
Property taxes	2,645,551	2,612,097
Grants and entitlements	4,282,924	4,237,625
Investment earnings	24,863	12,065
Other	<u>20,676</u>	<u>8,614</u>
Total revenues	<u>8,383,714</u>	<u>8,390,286</u>
<u>Expenses</u>		
Program expenses:		
Instruction:		
Regular	3,976,434	3,723,975
Special	1,154,776	1,000,451
Vocational	70,179	63,336
Other	4,963	2,076
Support services:		
Pupil	231,972	233,259
Instructional staff	141,794	124,555
Board of education	51,347	59,381
Administration	659,638	636,464
Fiscal	239,407	229,785
Business	24,662	25,978
Operations and maintenance	683,283	644,216
Pupil transportation	522,046	502,599
Central	18,703	18,579
Operation of non-instructional services		
Food service operations	247,154	235,736
Other non-instructional services	12,608	12,220
Extracurricular activities	241,112	208,847
Interest and fiscal charges	<u>19,280</u>	<u>37,177</u>
Total expenses	<u>8,299,358</u>	<u>7,758,634</u>
Change in net position	84,356	631,652
Net position beginning of year	<u>2,810,814</u>	<u>2,179,162</u>
Net position end of year	<u>\$ 2,895,170</u>	<u>\$ 2,810,814</u>

**BRISTOL LOCAL SCHOOL DISTRICT
TRUMBULL COUNTY, OHIO**

MANAGEMENT'S DISCUSSION AND ANALYSIS
FOR THE FISCAL YEAR ENDED JUNE 30, 2017

Governmental Activities

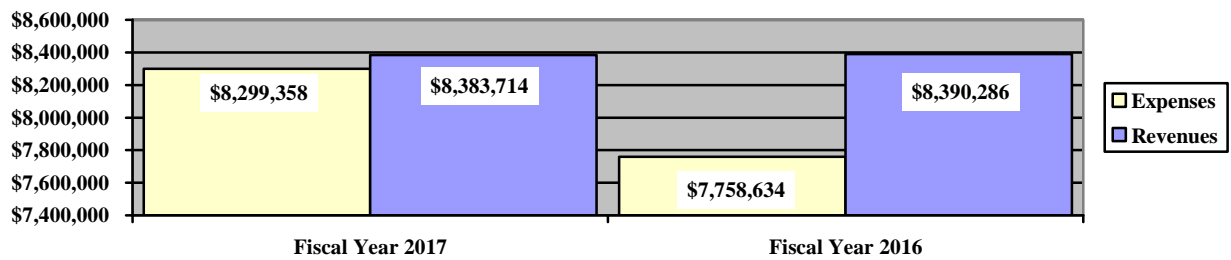
Net position of the District's governmental activities increased \$84,356. Total governmental expenses of \$8,299,358 were offset by program revenues of \$1,409,700 and general revenues of \$6,974,014. Program revenues supported 16.99% of the total governmental expenses.

Total revenues decreased slightly, as an increase in general revenues did not offset a decline in program revenues. The decrease in charges for services is mostly related to an increase in tuition reimbursements from other school districts for students attending the District's special education classes. The primary sources of revenue for governmental activities are derived from property taxes, and unrestricted grants and entitlements. These two revenue sources represent 82.64% of total governmental revenue. Unrestricted grants and entitlements increased in 2017 as a result of additional State Foundation funding for the District.

The largest expense of the District is for instructional programs. Instruction expenses totaled \$5,206,352 or 62.73% of total governmental expenses for fiscal year 2017.

The graph below presents the District's governmental activities revenue and expenses for fiscal years 2017 and 2016.

Governmental Activities - Revenues and Expenses



The statement of activities shows the cost of program services and the charges for services and grants offsetting those services. The following table shows, for governmental activities, the total cost of services and the net cost of services. That is, it identifies the cost of these services supported by tax revenue and unrestricted State grants and entitlements.

**BRISTOL LOCAL SCHOOL DISTRICT
TRUMBULL COUNTY, OHIO**

**MANAGEMENT'S DISCUSSION AND ANALYSIS
FOR THE FISCAL YEAR ENDED JUNE 30, 2017**

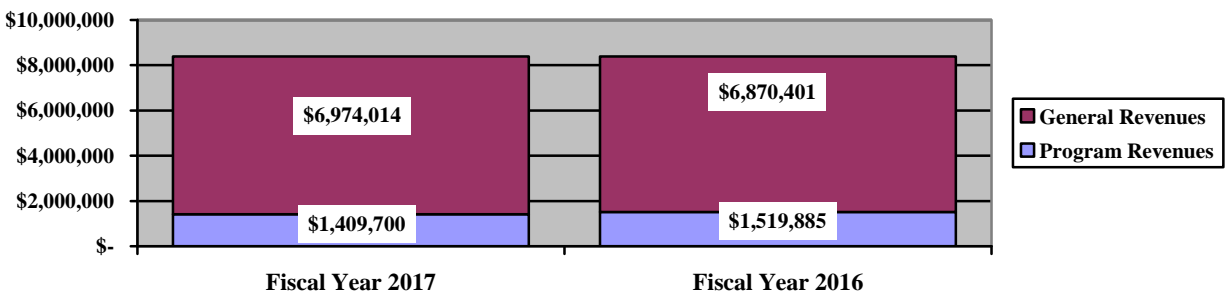
Governmental Activities

	Total Cost of Services <u>2017</u>	Net Cost of Services <u>2017</u>	Total Cost of Services <u>2016</u>	Net Cost of Services <u>2016</u>
Program expenses				
Instruction:				
Regular	\$ 3,976,434	\$ 3,699,012	\$ 3,723,975	\$ 3,411,630
Special	1,154,776	455,759	1,000,451	280,105
Vocational	70,179	62,215	63,336	60,835
Other	4,963	4,963	2,076	2,076
Support services:				
Pupil	231,972	231,972	233,259	233,259
Instructional staff	141,794	120,463	124,555	67,610
Board of education	51,347	51,347	59,381	59,381
Administration	659,638	659,638	636,464	636,464
Fiscal	239,407	239,407	229,785	229,785
Business	24,662	24,662	25,978	25,978
Operations and maintenance	683,283	655,210	644,216	616,417
Pupil transportation	522,046	471,452	502,599	452,259
Central	18,703	15,103	18,579	14,979
Operation of non-instructional services				
Food service operations	247,154	19,934	235,736	(2,714)
Other non-instructional services	12,608	12,608	12,220	12,220
Extracurricular activities	241,112	146,633	208,847	101,288
Interest and fiscal charges	<u>19,280</u>	<u>19,280</u>	<u>37,177</u>	<u>37,177</u>
Total expenses	<u>\$ 8,299,358</u>	<u>\$ 6,889,658</u>	<u>\$ 7,758,634</u>	<u>\$ 6,238,749</u>

The dependence upon tax and other general revenues for governmental activities is apparent as 81.09% of instruction activities are supported through taxes and other general revenues. For all governmental activities, general revenue support is 83.01%.

The following graph presents the District's governmental activities revenue for fiscal years 2017 and 2016.

Governmental Activities - General and Program Revenues



**BRISTOL LOCAL SCHOOL DISTRICT
TRUMBULL COUNTY, OHIO**

MANAGEMENT'S DISCUSSION AND ANALYSIS
FOR THE FISCAL YEAR ENDED JUNE 30, 2017

The District's Funds

The District's governmental funds (as presented on the balance sheet on page 16) reported a combined fund balance of \$3,994,333 which is higher than last year's balance of \$3,621,278. The schedule below indicates the fund balances and the total change in fund balance as of June 30, 2017 and 2016.

	<u>Fund Balance</u> <u>June 30, 2017</u>	<u>Fund Balance</u> <u>June 30, 2016</u>	<u>Increase/</u> <u>(Decrease)</u>
General	\$ 2,977,811	\$ 2,922,620	\$ 55,191
Other governmental	<u>1,016,522</u>	<u>698,658</u>	<u>317,864</u>
Total	<u>\$ 3,994,333</u>	<u>\$ 3,621,278</u>	<u>\$ 373,055</u>

General Fund

The District's general fund's fund balance increased \$55,191. The tables that follow assist in illustrating the financial activities and fund balance of the general fund.

	<u>2017</u> <u>Amount</u>	<u>2016</u> <u>Amount</u>	<u>Change</u>	<u>Percentage</u> <u>Change</u>
<u>Revenues</u>				
Taxes	\$ 2,319,540	\$ 2,325,484	\$ (5,944)	(0.26) %
Tuition	295,393	325,325	(29,932)	(9.20) %
Earnings on investments	24,520	11,869	12,651	106.59 %
Intergovernmental	4,498,222	4,541,587	(43,365)	(0.95) %
Other revenues	<u>51,720</u>	<u>54,423</u>	<u>(2,703)</u>	<u>(4.97) %</u>
Total	<u>\$ 7,189,395</u>	<u>\$ 7,258,688</u>	<u>\$ (69,293)</u>	<u>(0.95) %</u>

The increase in earnings on investments is primarily due to additional amounts held in investments during the fiscal year.

	<u>2017</u> <u>Amount</u>	<u>2016</u> <u>Amount</u>	<u>Change</u>	<u>Percentage</u> <u>Change</u>
<u>Expenditures</u>				
Instruction	\$ 4,355,450	\$ 4,228,406	\$ 127,044	3.00 %
Support services	2,153,220	2,179,550	(26,330)	(1.21) %
Operation of non-instructional services	240	240	-	-
Extracurricular activities	162,774	163,377	(603)	(0.37) %
Facilities acquisition and construction	<u>212,520</u>	<u>8,000</u>	<u>204,520</u>	<u>2,556.50 %</u>
Total	<u>\$ 6,884,204</u>	<u>\$ 6,579,573</u>	<u>\$ 304,631</u>	<u>4.63 %</u>

The overall increase in expenditures is a result of an increase in facilities acquisition and construction expenditures.

**BRISTOL LOCAL SCHOOL DISTRICT
TRUMBULL COUNTY, OHIO**

MANAGEMENT'S DISCUSSION AND ANALYSIS
FOR THE FISCAL YEAR ENDED JUNE 30, 2017

General Fund Budgeting Highlights

The District's budget is prepared according to Ohio law and is based on accounting for certain transactions on a basis of cash receipts, disbursements and encumbrances. The most significant budgeted fund is the general fund.

During the course of fiscal year 2017, the District amended its general fund budget several times. For the general fund, final budgeted revenues and other financing sources were \$6,487,969 which was \$121,166 greater than the original budgeted revenues and other financing sources estimate of \$6,366,803. Actual revenues and other financing sources for fiscal year 2017 were \$6,487,969 which was equal to final budgeted revenues and other financing sources.

General fund final appropriations and other financing uses were \$6,595,317 which was \$191,571 lower than the original budgeted expenditures and other financing uses of \$6,786,888. Actual expenditures for fiscal year 2017 were \$6,544,669 which was \$50,468 lower than final appropriations and other financing sources.

Capital Assets and Debt Administration

Capital Assets

At the end of fiscal year 2017, the District had \$8,349,195 invested in land, land improvements, buildings and improvements, furniture and equipment, and vehicles. This entire amount is reported in governmental activities. The following table shows fiscal year 2017 balances compared to balances of 2016:

Capital Assets at June 30 (Net of Depreciation)		
<u>Governmental Activities</u>		
	<u>2017</u>	<u>2016</u>
Land	\$ 178,569	\$ 178,569
Building and improvements	7,608,401	7,672,970
Furniture and equipment	230,292	270,755
Vehicles	<u>331,933</u>	<u>409,151</u>
Total	<u>\$ 8,349,195</u>	<u>\$ 8,531,445</u>

The overall decrease in capital assets is due to depreciation expense of \$382,856 and disposals of \$6,271 exceeding capital outlays of \$206,877 for the fiscal year. See Note 8 to the basic financial statements for additional information on the District's capital assets.

Debt Administration

At June 30, 2017, the District had \$845,000 in general obligation bonds outstanding. Of this total, \$160,000 is due within one year and \$685,000 is due in more than one year. The following table summarizes the bonds outstanding.

**BRISTOL LOCAL SCHOOL DISTRICT
TRUMBULL COUNTY, OHIO**

MANAGEMENT'S DISCUSSION AND ANALYSIS
FOR THE FISCAL YEAR ENDED JUNE 30, 2017

Outstanding Debt, at Year End

	<u>Governmental Activities 2017</u>	<u>Governmental Activities 2016</u>
General obligation bonds	\$ 845,000	\$ 1,005,000
Total	<u>\$ 845,000</u>	<u>\$ 1,005,000</u>

At June 30, 2017, the District's overall legal debt margin was \$7,650,112 with an unvoted debt margin of \$94,907. See Note 9 to the basic financial statements for additional information on the District's debt administration.

Current Financial Related Activities

The School District is committed to educational progress as well as financial responsibility. However, the financial future of the School District is not without challenges. The School District faces uncertainty regarding state funding, potential increases in healthcare, aging facilities, and the replacement of our bus fleet. The school's valuation and resources have remained relatively stable over the past few years. The School District is determined to do all that it can to remain solvent and to avoid passing a new operating levy. The School District currently has two emergency levies.

The first emergency levy is for \$400,000. This levy was renewed on the November 4, 2014 election. The year of expiration is calendar year 2019, and the year of collection is calendar year 2020. The second emergency levy is for \$330,000. This levy was renewed on the May 2, 2017 election. The year of expiration is calendar year 2022, and the year of collection is calendar year 2023. This levy position is difficult because it requires voter renewal at the end of each term; the dollar amount is fixed and does not compensate for inflation. The District also has a 5-year permanent improvement levy. This levy was renewed on the November 3, 2015 election. The year of expiration is calendar year 2020, and the year of collection is calendar year 2021. The purpose of this levy is to provide funds for permanent improvements for school buildings, improvement to school site, and the purchase of buses. The uncertainty of state funding is another challenge the district faces. The majority of the operating revenue that is received by the district is from state funding. State funding is calculated based on the provisions of Am. Sub. H.B. 64. The state capped revenue growth at 7.5% for FY2016 and 7.5% growth in FY2017 from the state aid base of FY2015. As of the last payment in June of 2016, the FY2015 state aid funding guarantee base for the District is \$3,752,675. Capacity Aid was a new funding component that was added in FY16. The purpose of this funding was to increase the equity of the system by providing additional support to school districts with weaker tax bases. As of the second payment in June of 2017, the calculated funding for capacity aid for the District was \$708,336.66. If this funding component is eliminated in the future it could have a material effect on the financial situation at the District. The District continues to lose students to neighboring districts due to open enrollment, charter schools, and electronic schools.

The Board of Education and Administration continue to plan carefully to provide the resources and education required to meet student needs.

Contacting the District's Financial Management

This financial report is designed to provide our citizens, taxpayers, and investors and creditors with a general overview of the District's finances and to show the District's accountability for the money it receives. If you have questions about this report or need additional financial information contact Mario Nero, Treasurer, Bristol Local School District, 1845 Greenville Rd. NW, P.O. Box 260, Bristolville, OH 44402-0260.

THIS PAGE IS INTENTIONALLY LEFT BLANK

**BRISTOL LOCAL SCHOOL DISTRICT
TRUMBULL COUNTY, OHIO**

STATEMENT OF NET POSITION
JUNE 30, 2017

	Governmental Activities
Assets:	
Equity in pooled cash and cash equivalents.	\$ 4,553,464
Receivables:	
Property taxes	3,113,644
Accounts.	36,696
Accrued interest	3,035
Intergovernmental	38,307
Prepayments	17,384
Materials and supplies inventory.	338
Inventory held for resale	2,285
Capital assets:	
Nondepreciable capital assets	178,569
Depreciable capital assets, net	8,170,626
Capital assets, net.	8,349,195
Total assets	16,114,348
Deferred outflows of resources:	
Unamortized deferred charges on debt refunding	10,324
Pension - STRS	1,454,939
Pension - SERS	412,583
Total deferred outflows of resources.	1,877,846
Liabilities:	
Accounts payable.	35,592
Contracts payable.	12,233
Accrued wages and benefits payable	509,153
Intergovernmental payable	21,507
Pension and postemployment benefits payable	84,140
Accrued interest payable	2,143
Long-term liabilities:	
Due within one year	203,807
Due in more than one year:	
Net pension liability (See Note 12)	10,400,109
Other amounts due in more than one year	1,028,946
Total liabilities	12,297,630
Deferred inflows of resources:	
Property taxes levied for the next fiscal year	2,639,086
Pension - STRS	106,587
Pension - SERS.	53,721
Total deferred inflows of resources.	2,799,394
Net position:	
Net investment in capital assets.	7,488,171
Restricted for:	
Capital projects	396,629
Classroom facilities maintenance	19,484
Debt service	138,339
Federally funded programs	4,992
Student activities.	103,524
Food service operations	394,364
Unrestricted (deficit).	(5,650,333)
Total net position.	\$ 2,895,170

SEE ACCOMPANYING NOTES TO THE BASIC FINANCIAL STATEMENTS

**BRISTOL LOCAL SCHOOL DISTRICT
TRUMBULL COUNTY, OHIO**

STATEMENT OF ACTIVITIES
FOR THE FISCAL YEAR ENDED JUNE 30, 2017

	Expenses	Program Revenues		Net (Expense) Revenue and Changes in Net Position Governmental Activities
		Charges for Services and Sales	Operating Grants and Contributions	
Governmental activities:				
Instruction:				
Regular	\$ 3,976,434	\$ 274,110	\$ 3,312	\$ (3,699,012)
Special	1,154,776	22,373	676,644	(455,759)
Vocational	70,179	-	7,964	(62,215)
Other	4,963	-	-	(4,963)
Support services:				
Pupil	231,972	-	-	(231,972)
Instructional staff	141,794	-	21,331	(120,463)
Board of education	51,347	-	-	(51,347)
Administration	659,638	-	-	(659,638)
Fiscal	239,407	-	-	(239,407)
Business	24,662	-	-	(24,662)
Operations and maintenance	683,283	10,386	17,687	(655,210)
Pupil transportation	522,046	-	50,594	(471,452)
Central	18,703	-	3,600	(15,103)
Operation of non-instructional services:				
Food service operations	247,154	80,052	147,168	(19,934)
Other non-instructional services	12,608	-	-	(12,608)
Extracurricular activities	241,112	94,143	336	(146,633)
Interest and fiscal charges	19,280	-	-	(19,280)
Total governmental activities	\$ 8,299,358	\$ 481,064	\$ 928,636	(6,889,658)

General revenues:

Property taxes levied for:	
General purposes	2,343,241
Special revenue	31,243
Debt service	170,624
Capital outlay	100,443
Grants and entitlements not restricted	
to specific programs	4,282,924
Investment earnings	24,863
Miscellaneous	20,676
Total general revenues	6,974,014
Change in net position	84,356
Net position at beginning of year	2,810,814
Net position at end of year	\$ 2,895,170

SEE ACCOMPANYING NOTES TO THE BASIC FINANCIAL STATEMENTS

**BRISTOL LOCAL SCHOOL DISTRICT
TRUMBULL COUNTY, OHIO**

BALANCE SHEET
GOVERNMENTAL FUNDS
JUNE 30, 2017

	<u>General</u>	<u>Nonmajor Governmental Funds</u>	<u>Total Governmental Funds</u>
Assets:			
Equity in pooled cash and cash equivalents.	\$ 3,528,368	\$ 1,025,096	\$ 4,553,464
Receivables:			
Property taxes.	2,780,891	332,753	3,113,644
Accounts	34,958	1,738	36,696
Accrued interest	3,035	-	3,035
Intergovernmental.	3,105	35,202	38,307
Prepayments.	17,214	170	17,384
Materials and supplies inventory.	-	338	338
Inventory held for resale.	-	2,285	2,285
Total assets	<u>\$ 6,367,571</u>	<u>\$ 1,397,582</u>	<u>\$ 7,765,153</u>
Liabilities:			
Accounts payable	\$ 34,992	\$ 600	\$ 35,592
Contracts payable	12,233	-	12,233
Accrued wages and benefits payable	470,981	38,172	509,153
Intergovernmental payable.	21,025	482	21,507
Pension and postemployment benefits payable	74,220	9,920	84,140
Total liabilities	<u>613,451</u>	<u>49,174</u>	<u>662,625</u>
Deferred inflows of resources:			
Property taxes levied for the next fiscal year	2,357,049	282,037	2,639,086
Delinquent property tax revenue not available	416,599	49,849	466,448
Intergovernmental revenue not available	1,376	-	1,376
Accrued interest not available.	1,285	-	1,285
Total deferred inflows of resources	<u>2,776,309</u>	<u>331,886</u>	<u>3,108,195</u>
Fund balances:			
Nonspendable:			
Materials and supplies inventory.	-	338	338
Prepays.	17,214	170	17,384
Restricted:			
Debt service	-	113,913	113,913
Capital improvements	-	378,863	378,863
Classroom facilities maintenance	-	13,970	13,970
Food service operations	-	400,752	400,752
Targeted academic assistance	-	4,992	4,992
Extracurricular activities	-	103,524	103,524
Committed:			
Termination benefits.	125,000	-	125,000
Assigned:			
Student instruction	23,329	-	23,329
Student and staff support.	208,381	-	208,381
Extracurricular activities	21	-	21
Subsequent year's appropriations.	453,922	-	453,922
School supplies	3,303	-	3,303
Unassigned (deficit)	<u>2,146,641</u>	<u>-</u>	<u>2,146,641</u>
Total fund balances	<u>2,977,811</u>	<u>1,016,522</u>	<u>3,994,333</u>
Total liabilities, deferred inflows of resources and fund balances	<u>\$ 6,367,571</u>	<u>\$ 1,397,582</u>	<u>\$ 7,765,153</u>

SEE ACCOMPANYING NOTES TO THE BASIC FINANCIAL STATEMENTS

**BRISTOL LOCAL SCHOOL DISTRICT
TRUMBULL COUNTY, OHIO**

RECONCILIATION OF TOTAL GOVERNMENTAL FUND BALANCES TO
NET POSITION OF GOVERNMENTAL ACTIVITIES
JUNE 30, 2017

Total governmental fund balances	\$	3,994,333
<i>Amounts reported for governmental activities on the statement of net position are different because:</i>		
Capital assets used in governmental activities are not financial resources and therefore are not reported in the funds.		8,349,195
Other long-term assets are not available to pay for current-period expenditures and therefore are deferred inflows in the funds.		
Property taxes receivable	\$ 466,448	
Accrued interest receivable	1,285	
Intergovernmental receivable	1,376	
Total	469,109	469,109
Unamortized deferred charges on debt refundings are not recognized in the funds.		10,324
Unamortized discounts on bonds issued are not recognized in the funds.		1,308
Unamortized premiums on bonds issued are not recognized in the funds.		(27,656)
Accrued interest payable is not due and payable in the current period and therefore is not reported in the funds.		(2,143)
The net pension liability is not due and payable in the current period, therefore, the liability and related deferred inflows and outflows of resources are not reported in governmental funds.		
Deferred outflows of resources - pension	1,867,522	
Deferred inflows of resources - pension	(160,308)	
Net pension liability	(10,400,109)	
Total	(8,692,895)	(8,692,895)
Long-term liabilities, including bonds payable, are not due and payable in the current period and therefore are not reported in the funds.		
Energy conservation improvement bonds	(170,000)	
General obligation current interest bonds	(675,000)	
Compensated absences	(361,405)	
Total	(1,206,405)	(1,206,405)
Net position of governmental activities	\$	2,895,170

SEE ACCOMPANYING NOTES TO THE BASIC FINANCIAL STATEMENTS

**BRISTOL LOCAL SCHOOL DISTRICT
TRUMBULL COUNTY, OHIO**

STATEMENT OF REVENUES, EXPENDITURES AND CHANGES IN FUND BALANCES
GOVERNMENTAL FUNDS
FOR THE FISCAL YEAR ENDED JUNE 30, 2017

	<u>General</u>	<u>Nonmajor Governmental Funds</u>	<u>Total Governmental Funds</u>
Revenues:			
From local sources:			
Property taxes	\$ 2,319,540	\$ 299,834	\$ 2,619,374
Tuition	295,393	-	295,393
Earnings on investments	24,520	2,452	26,972
Charges for services	-	90,438	90,438
Extracurricular	29,954	64,189	94,143
Classroom materials and fees	1,090	-	1,090
Contributions and donations	2,340	422	2,762
Other local revenues	18,336	-	18,336
Intergovernmental - state	4,498,222	65,698	4,563,920
Intergovernmental - federal	-	643,888	643,888
Total revenues	<u>7,189,395</u>	<u>1,166,921</u>	<u>8,356,316</u>
Expenditures:			
Current:			
Instruction:			
Regular	3,616,982	3,312	3,620,294
Special	669,239	408,662	1,077,901
Vocational	64,550	-	64,550
Other	4,679	-	4,679
Support services:			
Pupil	226,922	-	226,922
Instructional staff	110,572	21,302	131,874
Board of education	50,934	-	50,934
Administration	628,511	-	628,511
Fiscal	226,365	6,082	232,447
Business	24,662	-	24,662
Operations and maintenance	504,280	94,038	598,318
Pupil transportation	366,290	69,716	436,006
Central	14,684	3,600	18,284
Operation of non-instructional services:			
Food service operations	-	232,625	232,625
Other non-instructional services	240	-	240
Extracurricular activities	162,774	74,526	237,300
Facilities acquisition and construction	212,520	-	212,520
Debt service:			
Principal retirement	-	160,000	160,000
Interest and fiscal charges	-	24,245	24,245
Total expenditures	<u>6,884,204</u>	<u>1,098,108</u>	<u>7,982,312</u>
Excess of revenues over expenditures	<u>305,191</u>	<u>68,813</u>	<u>374,004</u>
Other financing sources (uses):			
Transfers in	-	250,000	250,000
Transfers (out)	(250,000)	-	(250,000)
Total other financing sources (uses)	<u>(250,000)</u>	<u>250,000</u>	<u>-</u>
Net change in fund balances	55,191	318,813	374,004
Fund balances at beginning of year	2,922,620	698,658	3,621,278
Decrease in reserve for inventory	-	(949)	(949)
Fund balances at end of year	<u>\$ 2,977,811</u>	<u>\$ 1,016,522</u>	<u>\$ 3,994,333</u>

SEE ACCOMPANYING NOTES TO THE BASIC FINANCIAL STATEMENTS

**BRISTOL LOCAL SCHOOL DISTRICT
TRUMBULL COUNTY, OHIO**

RECONCILIATION OF THE STATEMENT OF REVENUES, EXPENDITURES
AND CHANGES IN FUND BALANCES OF GOVERNMENTAL FUNDS
TO THE STATEMENT OF ACTIVITIES
FOR THE FISCAL YEAR ENDED JUNE 30, 2017

Net change in fund balances - total governmental funds	\$	374,004
<i>Amounts reported for governmental activities in the statement of activities are different because:</i>		
Governmental funds report capital outlays as expenditures. However, in the statement of activities, the cost of those assets is allocated over their estimated useful lives as depreciation expense.		
Capital asset additions	\$ 206,877	
Current year depreciation	<u>(382,856)</u>	
Total		(175,979)
The net effect of various miscellaneous transactions involving capital assets (i.e., sales, disposals, trade-ins, and donations) is to decrease net position.		
		(6,271)
Governmental funds report expenditures for inventory when purchased. However, in the statement of activities, they are reported as an expense when consumed.		
		(949)
Revenues in the statement of activities that do not provide current financial resources are not reported as revenues in the funds.		
Property taxes	26,177	
Earnings on investments	343	
Intergovernmental	<u>1,376</u>	
Total		27,896
Repayment of bond principal is an expenditure in the governmental funds, but the repayment reduces long-term liabilities on the statement of net position.		
		160,000
In the statement of activities, interest is accrued on outstanding bonds, whereas in governmental funds, an interest expenditure is reported when due. The following items resulted in additional interest being reported in the statement of activities:		
Decrease in accrued interest payable	33	
Amortization of bond premiums	8,094	
Amortization of bond discounts	(139)	
Amortization of deferred charges	<u>(3,023)</u>	
Total		4,965
Contractually required contributions are reported as expenditures in governmental funds; however, the statement of activities reports these amounts as deferred outflows of resources.		
		504,245
Except for amounts reported as deferred inflows/outflows of resources, changes in the net pension liability are reported as pension expense in the statement of activities.		
		(752,517)
Some expenses reported in the statement of activities, such as compensated absences, do not require the use of current financial resources and therefore are not reported as expenditures in governmental funds.		
		<u>(51,038)</u>
Change in net position of governmental activities	\$	<u>84,356</u>

SEE ACCOMPANYING NOTES TO THE BASIC FINANCIAL STATEMENTS

**BRISTOL LOCAL SCHOOL DISTRICT
TRUMBULL COUNTY, OHIO**

STATEMENT OF REVENUES, EXPENDITURES AND CHANGES IN
FUND BALANCE - BUDGET AND ACTUAL (NON-GAAP BUDGETARY BASIS)
GENERAL FUND
FOR THE FISCAL YEAR ENDED JUNE 30, 2017

	<u>Budgeted Amounts</u>			Variance with Final Budget Positive (Negative)
	<u>Original</u>	<u>Final</u>	<u>Actual</u>	
Revenues:				
From local sources:				
Property taxes	\$ 1,630,840	\$ 1,688,990	\$ 1,688,990	\$ -
Tuition.	297,250	295,393	295,393	-
Earnings on investments	24,000	25,688	25,688	-
Contributions and donations	1,200	1,450	1,450	-
Other local revenues	5,000	18,336	18,336	-
Intergovernmental - state	4,355,013	4,404,339	4,404,339	-
Total revenues	6,313,303	6,434,196	6,434,196	-
Expenditures:				
Current:				
Instruction:				
Regular	3,485,301	3,290,261	3,251,505	38,756
Special.	587,470	617,556	628,283	(10,727)
Vocational.	66,687	64,393	64,392	1
Other.	5,618	4,679	4,679	-
Support services:				
Pupil.	217,356	223,487	228,222	(4,735)
Instructional staff	115,988	123,452	120,514	2,938
Board of education	57,121	58,987	54,070	4,917
Administration.	638,249	627,436	627,268	168
Fiscal	213,104	215,802	208,005	7,797
Business	28,560	27,590	24,662	2,928
Operations and maintenance.	386,671	362,655	358,962	3,693
Pupil transportation	267,257	259,048	257,673	1,375
Central.	14,422	12,091	12,191	(100)
Other non-instructional services	122	240	240	-
Extracurricular activities.	136,349	135,787	132,150	3,637
Facilities acquisition and construction	191,612	196,853	196,853	-
Total expenditures	6,411,888	6,220,317	6,169,669	50,648
Excess (deficiency) of revenues over (under) expenditures.	(98,585)	213,879	264,527	50,648
Other financing sources (uses):				
Refund of prior year's expenditures	53,500	53,773	53,773	-
Transfers (out).	(375,000)	(375,000)	(375,000)	-
Total other financing sources (uses)	(321,500)	(321,227)	(321,227)	-
Net change in fund balance	(420,085)	(107,348)	(56,700)	50,648
Fund balance at beginning of year	3,127,433	3,127,433	3,127,433	-
Prior year encumbrances appropriated	50,900	50,900	50,900	-
Fund balance at end of year	\$ 2,758,248	\$ 3,070,985	\$ 3,121,633	\$ 50,648

SEE ACCOMPANYING NOTES TO THE BASIC FINANCIAL STATEMENTS

**BRISTOL LOCAL SCHOOL DISTRICT
TRUMBULL COUNTY, OHIO**

STATEMENT OF FIDUCIARY NET POSITION
FIDUCIARY FUNDS
JUNE 30, 2017

	Private-Purpose Trust	
	Scholarship	Agency
Assets:		
Current assets:		
Equity in pooled cash and cash equivalents	\$ 500	\$ 21,823
Total assets.	500	\$ 21,823
Liabilities:		
Due to students.	-	\$ 21,823
Total liabilities	-	\$ 21,823
Net position:		
Held in trust for scholarships	500	
Total net position.	\$ 500	

SEE ACCOMPANYING NOTES TO THE BASIC FINANCIAL STATEMENTS

**BRISTOL LOCAL SCHOOL DISTRICT
TRUMBULL COUNTY, OHIO**

STATEMENT OF CHANGES IN FIDUCIARY NET POSITION
FIDUCIARY FUNDS
FOR THE FISCAL YEAR ENDED JUNE 30, 2017

	Private-Purpose Trust
	Scholarship
Additions:	
Gifts and contributions.	\$ 500
Total additions.	500
Deductions:	
Scholarships awarded	2,000
Change in net position	(1,500)
Net position at beginning of year.	2,000
Net position at end of year	\$ 500

SEE ACCOMPANYING NOTES TO THE BASIC FINANCIAL STATEMENTS

THIS PAGE IS INTENTIONALLY LEFT BLANK

**BRISTOL LOCAL SCHOOL DISTRICT
TRUMBULL COUNTY, OHIO**

NOTES TO THE BASIC FINANCIAL STATEMENTS
FOR THE FISCAL YEAR ENDED JUNE 30, 2017

NOTE 1 - DESCRIPTION OF THE SCHOOL DISTRICT

The Bristol Local School District (the "District") is located in Trumbull County and encompasses all of the Village of Bristol and all or part of surrounding townships.

The District is organized under Sections 2 and 3, Article VI of the Constitution of the State of Ohio. Under such laws, there is no authority for a school district to have a charter or adopt local laws. The legislative power of the District is vested in the Board of Education, consisting of five members elected at large for staggered four year terms.

The District currently operates one comprehensive K-12 school. The District is staffed by 26 non-certified and 48 certified teaching personnel and 4 administrators who provide services to approximately 674 students and other community members.

NOTE 2 - SUMMARY OF SIGNIFICANT ACCOUNTING POLICIES

The basic financial statements of the District have been prepared in conformity with accounting principles generally accepted in the United States of America (GAAP) as applied to governmental units. The Governmental Accounting Standards Board (GASB) is the accepted standard-setting body for establishing governmental accounting and financial reporting principles. The District's significant accounting policies are described below.

A. Reporting Entity

The reporting entity has been defined in accordance with GASB Statement No. 14, "The Financial Reporting Entity" as amended by GASB Statement No. 39, "Determining Whether Certain Organizations Are Component Units" and GASB Statement No. 61, "The Financial Reporting Entity: Omnibus an amendment of GASB Statements No. 14 and No. 34". The reporting entity is composed of the primary government and component units. The primary government consists of all funds, departments, boards and agencies that are not legally separate from the District. For the District, this includes general operations, food service, and student related activities of the District.

Component units are legally separate organizations for which the District is financially accountable. The District is financially accountable for an organization if the District appoints a voting majority of the organization's Governing Board and (1) the District is able to significantly influence the programs or services performed or provided by the organization; or (2) the District is legally entitled to or can otherwise access the organization's resources; or (3) the District is legally obligated or has otherwise assumed the responsibility to finance the deficits of, or provide financial support to, the organization; or (4) the District is obligated for the debt of the organization. Component units may also include organizations that are fiscally dependent on the District in that the District approves the budget, the issuance of debt or the levying of taxes. Certain organizations are also included as component units if the nature and significance of the relationship between the primary government and the organization is such that exclusion by the primary government would render the primary government's financial statements incomplete or misleading. Based upon the application of these criteria, the District has no component units. The basic financial statements of the reporting entity include only those of the District (the primary government).

**BRISTOL LOCAL SCHOOL DISTRICT
TRUMBULL COUNTY, OHIO**

NOTES TO THE BASIC FINANCIAL STATEMENTS
FOR THE FISCAL YEAR ENDED JUNE 30, 2017

NOTE 2 - SUMMARY OF SIGNIFICANT ACCOUNTING POLICIES - (Continued)

The following organizations are described due to their relationship to the District:

JOINTLY GOVERNED ORGANIZATION

Northeast Ohio Management Information Network (NEOMIN)

NEOMIN is a jointly governed organization among thirty school districts in Trumbull and Ashtabula Counties. The jointly governed organization was formed for the purpose of applying modern technology with the aid of computers and other electronic equipment to the administrative and instructional functions among member districts. Each of the districts supports NEOMIN based upon a per pupil charge.

Superintendents of the participating school districts are eligible to be voting members of the Governing Board, which consists of ten members: the Trumbull and Ashtabula County superintendents (permanent members), three superintendents from Ashtabula County school districts, three superintendents from Trumbull County districts, and a treasurer from each county. The District was not represented on the Governing Board during fiscal year 2017. The degree of control exercised by any participating school district is limited to its representation on the Governing Board. A complete set of separate financial statements may be obtained from the Trumbull County Educational Service Center, 6000 Youngstown-Warren Road, Niles, Ohio 44446.

PUBLIC ENTITY RISK POOLS

Trumbull County Schools Employee Insurance Benefit Consortium Association

The Trumbull County Schools Employee Insurance Benefit Consortium Association (the "Consortium") is a shared risk pool comprised of sixteen Trumbull County school districts. The Consortium is governed by an assembly which consists of one representative from each participating school district (usually the superintendent or designee). The assembly exercises controls over the operations of the Consortium. All Consortium revenues are generated from charges for services and remitted to the fiscal agent Trumbull County Educational Service Center. The fiscal agent will then remit the charges for services to Watson Wyatt Worldwide in Cleveland, Ohio, an agent of Medical Mutual, who acts in the capacity of a third-party administrator (TPA) for claims processing.

Ohio School Boards Association Workers' Compensation Group Rating Plan

The District participates in a group rating plan for workers' compensation as established under Section 4123.29 of the Ohio Revised Code. The Ohio School Boards Association Workers' Compensation Group Rating Plan (the "Plan") was established through the Ohio School Boards Association (OSBA) as a group purchasing pool.

The Plan's business and affairs are conducted by a three member Board of Directors consisting of the President, the President-Elect and the Immediate Past President of the OSBA. The Executive Director of the OSBA, or his designee, serves as coordinator of the Plan. Each year, the participating school districts pay an enrollment fee to the Plan to cover the costs of administering the program.

B. Fund Accounting

The District uses funds to maintain its financial records during the year. A fund is defined as a fiscal and accounting entity with a self-balancing set of accounts. There are three categories of funds: governmental, proprietary and fiduciary.

**BRISTOL LOCAL SCHOOL DISTRICT
TRUMBULL COUNTY, OHIO**

NOTES TO THE BASIC FINANCIAL STATEMENTS
FOR THE FISCAL YEAR ENDED JUNE 30, 2017

NOTE 2 - SUMMARY OF SIGNIFICANT ACCOUNTING POLICIES - (Continued)

GOVERNMENTAL FUNDS

Governmental funds are those through which most governmental functions typically are financed. Governmental fund reporting focuses on the sources, uses and balances of current financial resources. Expendable assets are assigned to the various governmental funds according to the purposes for which they may or must be used. Current liabilities are assigned to the fund from which they will be paid. The difference between governmental fund assets plus deferred outflows of resources and liabilities plus deferred inflows of resources is reported as fund balance.

The following is the District's major governmental fund:

General fund - The general fund is used to account for and report all financial resources not accounted for and reported in another fund. The general fund balance is available for any purpose provided it is expended or transferred according to the general laws of Ohio.

Other governmental funds of the District are used to account for (a) financial resources that are restricted, committed, or assigned to expenditures for capital outlays including the acquisition or construction of capital facilities and other capital assets, (b) specific revenue sources that are restricted or committed to an expenditure for specified purposes other than debt service or capital projects and (c) financial resources that are restricted, committed, or assigned to expenditure for principal and interest.

PROPRIETARY FUNDS

Proprietary funds are used to account for the District's ongoing activities which are similar to those often found in the private sector. The District has no proprietary funds.

FIDUCIARY FUNDS

Fiduciary fund reporting focuses on net position and changes in net position. The fiduciary fund category is split into four classifications: pension trust funds, investment trust funds, private-purpose trust funds and agency funds. Trust funds are used to account for assets held by the District under a trust agreement for individuals, private organizations, or other governments and are therefore not available to support the District's own programs. The District's only trust fund is a private-purpose trust which accounts for scholarship programs for students. Agency funds are custodial in nature (assets equal liabilities) and do not involve measurement of results of operations. The District's agency fund accounts for student activities.

C. Basis of Presentation and Measurement Focus

Government-wide Financial Statements - The statement of net position and the statement of activities display information about the District as a whole. These statements include the financial activities of the primary government, except for fiduciary funds.

**BRISTOL LOCAL SCHOOL DISTRICT
TRUMBULL COUNTY, OHIO**

NOTES TO THE BASIC FINANCIAL STATEMENTS
FOR THE FISCAL YEAR ENDED JUNE 30, 2017

NOTE 2 - SUMMARY OF SIGNIFICANT ACCOUNTING POLICIES - (Continued)

The government-wide statement of activities presents a comparison between direct expenses and program revenues for each function or program of the governmental activities of the District. Direct expenses are those that are specifically associated with a service, program or department and therefore clearly identifiable to a particular function. Program revenues include amounts paid by the recipient of goods or services offered by the program and grants and contributions that are restricted to meeting the operational or capital requirements of a particular program. Revenues not classified as program revenues are presented as general revenues of the District.

The government-wide financial statements are prepared using the economic resources measurement focus. All assets, deferred outflows of resources, liabilities and deferred inflows of resources associated with the operation of the District are included on the statement of net position.

Fund Financial Statements - Fund financial statements report detailed information about the District. The focus of governmental fund financial statements is on major funds rather than reporting funds by type. Each major fund is presented in a separate column, and all nonmajor funds are aggregated into one column. Fiduciary funds are reported by fund type.

All governmental funds are accounted for using a flow of current financial resources measurement focus. With this measurement focus, only current assets, current deferred outflows of resources, current liabilities and current deferred inflows of resources generally are included on the balance sheet. The statement of revenues, expenditures and changes in fund balances reports on the sources (i.e., revenues and other financing sources) and uses (i.e., expenditures and other financing uses) of current financial resources. This approach differs from the manner in which the governmental activities of the government-wide financial statements are prepared. Governmental fund financial statements therefore include a reconciliation with brief explanations to better identify the relationship between the government-wide statements and the statements for governmental funds.

The private-purpose trust fund is reported using the economic resources measurement focus. Agency funds do not report a measurement focus as they do not report operations.

D. Basis of Accounting

Basis of accounting determines when transactions are recorded in the financial records and reported on the financial statements. Government-wide financial statements are prepared using the accrual basis of accounting. Governmental funds use the modified accrual basis of accounting. Fiduciary funds also use the accrual basis of accounting.

Revenues - Exchange and Nonexchange Transactions - Revenue resulting from exchange transactions, in which each party gives and receives essentially equal value, are recorded on the accrual basis when the exchange takes place. On a modified accrual basis, revenue is recorded in the fiscal year in which the resources are measurable and become available. Available means that the resources will be collected within the current fiscal year or are expected to be collected soon enough thereafter to be used to pay liabilities of the current fiscal year. For the District, available means expected to be received within sixty days of fiscal year end.

Nonexchange transactions, in which the District receives value without directly giving equal value in return, include property taxes, grants, entitlements and donations. On an accrual basis, revenue from property taxes is recognized in the fiscal year for which the taxes are levied (See Note 6).

**BRISTOL LOCAL SCHOOL DISTRICT
TRUMBULL COUNTY, OHIO**

NOTES TO THE BASIC FINANCIAL STATEMENTS
FOR THE FISCAL YEAR ENDED JUNE 30, 2017

NOTE 2 - SUMMARY OF SIGNIFICANT ACCOUNTING POLICIES - (Continued)

Revenue from grants, entitlements and donations is recognized in the fiscal year in which all eligibility requirements have been satisfied. Eligibility requirements include timing requirements, which specify the year when the resources are required to be used or the fiscal year when use is first permitted, matching requirements, in which the District must provide local resources to be used for a specified purpose, and expenditure requirements, in which the resources are provided to the District on a reimbursement basis. On a modified accrual basis, revenue from nonexchange transactions must also be available before it can be recognized.

Under the modified accrual basis, the following revenue sources are considered to be both measurable and available at fiscal year end: property taxes available as an advance, interest, tuition, grants, student fees and rentals.

Deferred Outflows of Resources and Deferred Inflows of Resources - In addition to assets, the government-wide statement of net position will report a separate section for deferred outflows of resources. Deferred outflows of resources, represents a consumption of net position that applies to a future period and will not be recognized as an outflow of resources (expense/expenditure) until then. For the District, See Note 12 for deferred outflows of resources related the District's net pension liability. In addition, deferred outflows of resources include a deferred charge on debt refunding. A deferred charge on refunding results from the difference in the carrying value of refunded debt and its reacquisition price. This amount is deferred and amortized over the shorter of the life of the refunded or refunding debt.

In addition to liabilities, both the government-wide statement of net position and the governmental fund financial statements report a separate section for deferred inflows of resources. Deferred inflows of resources represent an acquisition of net position that applies to a future period and will not be recognized as an inflow of resources (revenue) until that time. For the District, deferred inflows of resources include property taxes and unavailable revenue. Property taxes represent amounts for which there is an enforceable legal claim as of June 30, 2017, but which were levied to finance fiscal year 2018 operations. These amounts have been recorded as a deferred inflow of resources on both the government-wide statement of net position and the governmental fund financial statements. Unavailable revenue is reported only on the governmental funds balance sheet, and represents receivables which will not be collected within the available period. For the District unavailable revenue includes, but is not limited to, delinquent property taxes and intergovernmental grants. These amounts are deferred and recognized as an inflow of resources in the period the amounts become available.

For the District, See Note 12 for deferred inflows of resources related to the District's net pension liability. This deferred inflow of resources is only reported on the government-wide statement of net position.

Expenses/Expenditures - On the accrual basis of accounting, expenses are recognized at the time they are incurred. The entitlement value of donated commodities received during the year is reported in the statement of revenues, expenditures and changes in fund balances as an expenditure with a like amount reported as intergovernmental revenue.

The measurement focus of governmental fund accounting is on decreases in net financial resources (expenditures) rather than expenses. Expenditures are generally recognized in the accounting period in which the related fund liability is incurred, if measurable. The allocations of cost, such as depreciation and amortization, are not recognized in governmental funds.

**BRISTOL LOCAL SCHOOL DISTRICT
TRUMBULL COUNTY, OHIO**

NOTES TO THE BASIC FINANCIAL STATEMENTS
FOR THE FISCAL YEAR ENDED JUNE 30, 2017

NOTE 2 - SUMMARY OF SIGNIFICANT ACCOUNTING POLICIES - (Continued)

E. Budgets

The budgetary process is prescribed by provisions of the Ohio Revised Code and entails the preparation of budgetary documents within an established timetable. The major documents prepared are the tax budget, the certificate of estimated resources, and the appropriation resolution, all of which are prepared on the budgetary basis of accounting. The certificate of estimated resources and the appropriations resolution are subject to amendment throughout the year with the legal restriction that appropriations cannot exceed estimated resources, as certified. All funds, other than agency funds, are legally required to be budgeted and appropriated. The primary level of budgetary control is at the fund level. Although the legal level of budgeting control was established at the fund level of expenditures for the General fund, the District has elected to present its respective budgetary statement comparison at the fund and function level of expenditure. Any budgetary modifications at the fund level may only be made by resolution of the Board of Education.

Tax Budget:

Prior to January 15, the Superintendent and Treasurer submit to the Board of Education a proposed operating budget for the fiscal year commencing the following July 1. The budget includes proposed expenditures and the means of financing for all funds. The purpose of this budget document is to reflect the need for existing (or increased) tax rates. By no later than January 20, the Board-adopted budget is filed with Trumbull County Budget Commission for rate determination.

Estimated Resources:

By April 1, the Board of Education accepts, by formal resolution, the tax rates as determined by the Budget Commission and receives the Commission's certificate of estimated resources, which states the projected revenue of each fund. Prior to July 1, the District must revise its budget so that total contemplated expenditures from any fund during the ensuing year will not exceed the amount stated in the certificate of estimated resources. The revised budget then serves as the basis for the appropriation measure. On or about July 1, the certificate is amended to include any unencumbered cash balances from the preceding year. The certificate may be further amended during the year if projected increases or decreases in revenue are identified by the District Treasurer. The amounts reported in the budgetary statements reflect the amounts in the original and final certificate of estimated resources issued during the fiscal year.

Appropriations:

Upon receipt from the County Auditor of an amended certificate of estimated resources based on final assessed values and tax rates or a certificate saying no new certificate is necessary, the annual appropriation resolution is enacted by the Board of Education. Prior to the passage of the annual appropriation measure, the Board may pass a temporary appropriation measure to meet the ordinary expenses of the District. The appropriation resolution must be within the estimated resources as certified by the County Budget Commission and the total of expenditures may not exceed the appropriation totals at any level of control. Any revisions that alter the fund level of expenditures must be approved by the Board of Education.

The Board may pass supplemental fund appropriations so long as the total appropriations by fund do not exceed the amounts set forth in the most recent certificate of estimated resources. During the year, all supplemental appropriations were legally enacted.

**BRISTOL LOCAL SCHOOL DISTRICT
TRUMBULL COUNTY, OHIO**

NOTES TO THE BASIC FINANCIAL STATEMENTS
FOR THE FISCAL YEAR ENDED JUNE 30, 2017

NOTE 2 - SUMMARY OF SIGNIFICANT ACCOUNTING POLICIES - (Continued)

The appropriation resolution is subject to amendment by the Board throughout the year with the restriction that appropriations may not exceed estimated revenues. The amounts reported as the original budget amounts reflect the first appropriation for that fund that covered the entire fiscal year, including amounts automatically carried over from prior year. The amounts reported as the final budgeted amounts represent the final appropriation amounts passed by the Board during the year.

F. Cash and Investments

To improve cash management, cash received by the District is pooled. Monies for all funds are maintained in this pool. Individual fund integrity is maintained through the District's records. Each fund's interest in the pool is presented as "equity in pooled cash and cash equivalents" on the basic financial statements.

During fiscal year 2017, investments were limited to investments in the State Treasury Asset Reserve of Ohio (STAR Ohio) and negotiable certificates of deposit. Investments are reported at fair value which is based on quoted market prices. Non-participating investment contracts, such as a non-negotiable certificates of deposit, are reported at cost.

STAR Ohio (the State Treasury Asset Reserve of Ohio), is an investment pool managed by the State Treasurer's Office which allows governments within the State to pool their funds for investment purposes. STAR Ohio is not registered with the SEC as an investment company, but has adopted Governmental Accounting Standards Board (GASB), Statement No. 79, "Certain External Investment Pools and Pool Participants." The District measures its investment in STAR Ohio at the net asset value (NAV) per share provided by STAR Ohio. The NAV per share is calculated on an amortized cost basis that provides an NAV per share that approximates fair value.

For fiscal year 2017, there were no limitations or restrictions on any participant withdrawals due to redemption notice periods, liquidity fees, or redemption gates. However, notice must be given 24 hours in advance of all deposits and withdrawals exceeding \$25 million. STAR Ohio reserves the right to limit the transaction to \$50 million, requiring the excess amount to be transacted the following business day(s), but only to the \$50 million limit. All accounts of the participant will be combined for these purposes.

Under existing Ohio statutes all investment earnings are assigned to the general fund unless statutorily required to be credited to a specific fund. The Board of Education has, by resolution, specified the funds to receive an allocation of interest earnings. Interest revenue credited to the general fund during fiscal year 2017 amounted to \$24,520, which includes \$4,750 assigned from other District funds.

For presentation on the basic financial statements, investments of the cash management pool and investments with original maturities of three months or less at the time they are purchased by the District are considered to be cash equivalents. Investments with an initial maturity of more than three months are reported as investments.

An analysis of the District's investment account at year end is provided in Note 4.

**BRISTOL LOCAL SCHOOL DISTRICT
TRUMBULL COUNTY, OHIO**

NOTES TO THE BASIC FINANCIAL STATEMENTS
FOR THE FISCAL YEAR ENDED JUNE 30, 2017

NOTE 2 - SUMMARY OF SIGNIFICANT ACCOUNTING POLICIES - (Continued)

G. Inventory

On government-wide and fund financial statements, inventories are presented at the lower of cost or market on a first-in, first-out basis and are expensed when used. Donated commodities are presented at their entitlement value. Inventories are accounted for using the purchase method on the fund financial statements and using the consumption method on the government-wide statements.

Inventory consists of expendable supplies, donated food and purchased food.

H. Capital Assets

General capital assets are those assets specifically related to governmental activities. These assets result from expenditures in the governmental funds. These assets are reported in the governmental activities column of the government-wide statement of net position, but are not reported in the fund financial statements.

All capital assets are capitalized at cost (or estimated historical cost) and updated for additions and retirements during the year. Donated capital assets are recorded at their fair market values as of the date received. The District maintains a capitalization threshold of \$2,000. The District does not possess any infrastructure. Improvements are capitalized; the costs of normal maintenance and repairs that do not add to the value of the asset or materially extend an asset's life are not.

All reported capital assets except land are depreciated. Improvements are depreciated over the remaining useful lives of the related capital assets. Depreciation is computed using the straight-line method over the following useful lives:

Description	Governmental Activities <u>Estimated Lives</u>
Land improvements	20 years
Buildings and improvements	25 - 50 years
Furniture and equipment	5 - 20 years
Vehicles	6 - 10 years

I. Compensated Absences

Compensated absences of the District consist of vacation leave and sick leave to the extent that payment to the employee for these absences is attributable to services already rendered and are not contingent on a specific event that is outside the control of the District and the employee.

**BRISTOL LOCAL SCHOOL DISTRICT
TRUMBULL COUNTY, OHIO**

NOTES TO THE BASIC FINANCIAL STATEMENTS
FOR THE FISCAL YEAR ENDED JUNE 30, 2017

NOTE 2 - SUMMARY OF SIGNIFICANT ACCOUNTING POLICIES - (Continued)

In accordance with the provisions of GASB Statement No. 16, "Accounting for Compensated Absences", a liability for vacation leave is accrued if a) the employees' rights to payment are attributable to services already rendered; and b) it is probable that the employer will compensate the employees for the benefits through paid time off or other means, such as cash payment at termination or retirement. An accrual for earned sick leave is made to the extent that it is probable that the benefits will result in termination (severance) payments. A liability for sick leave is accrued using the vesting method and is based on the sick leave accumulated at the balance sheet date by those employees who are currently eligible to receive termination (severance) payments, as well as those employees expected to become eligible in the future. For purposes of establishing a liability for sick leave on employees expected to become eligible to retire in the future, all employees age fifty or greater with at least ten years of service and all employees with at least 15 years of service regardless of their age were considered expected to become eligible in accordance with GASB Statement No. 16.

The total liability for vacation and sick leave payments has been calculated using pay rates in effect at the balance sheet date, and reduced to the maximum payment allowed by labor contract and/or statute, plus any applicable additional salary related payments.

The entire compensated absence liability is reported on the government-wide financial statements.

For governmental fund financial statements, compensated absences are recognized as liabilities and expenditures as payments come due each period upon the occurrence of employee resignations and retirements.

J. Accrued Liabilities and Long-Term Obligations

All payables, accrued liabilities and long-term obligations are reported in the government-wide financial statements.

In general, governmental fund payables and accrued liabilities that, once incurred, are paid in a timely manner and in full from current financial resources, are reported as obligations of the funds. However, compensated absences and net pension liability that will be paid from governmental funds are reported as a liability in the fund financial statements only to the extent that they are due for payment during the current year. Bonds and loans are recognized as a liability on the fund financial statements when due.

K. Fund Balance

Fund balance is divided into five classifications based primarily on the extent to which the District is bound to observe constraints imposed upon the use of the resources in the governmental funds. The classifications are as follows:

Nonspendable - The nonspendable fund balance classification includes amounts that cannot be spent because they are not in spendable form or legally required to be maintained intact. The "not in spendable form" criterion includes items that are not expected to be converted to cash. It also includes the long-term amount of loans receivable.

**BRISTOL LOCAL SCHOOL DISTRICT
TRUMBULL COUNTY, OHIO**

NOTES TO THE BASIC FINANCIAL STATEMENTS
FOR THE FISCAL YEAR ENDED JUNE 30, 2017

NOTE 2 - SUMMARY OF SIGNIFICANT ACCOUNTING POLICIES - (Continued)

Restricted - Fund balance is reported as restricted when constraints are placed on the use of resources that are either externally imposed by creditors (such as through debt covenants), grantors, contributors, or laws or regulations of other governments, or imposed by law through constitutional provisions or enabling legislation.

Committed - The committed fund balance classification includes amounts that can be used only for the specific purposes imposed by a formal action (resolution) of the District Board of Education (the highest level of decision making authority). Those committed amounts cannot be used for any other purpose unless the District Board of Education removes or changes the specified use by taking the same type of action (resolution) it employed to previously commit those amounts. Committed fund balance also incorporates contractual obligations to the extent that existing resources in the fund have been specifically committed for use in satisfying those contractual requirements.

Assigned - Amounts in the assigned fund balance classification are intended to be used by the District for specific purposes, but do not meet the criteria to be classified as restricted nor committed. In governmental funds other than the general fund, assigned fund balance represents the remaining amount that is not restricted or committed. In the general fund, assigned amounts represent intended uses established by policies of the District Board of Education, which includes giving the Treasurer the authority to constrain monies for intended purposes.

Unassigned - Unassigned fund balance is the residual classification for the general fund and includes all spendable amounts not contained in the other classifications. In other governmental funds, the unassigned classification is only used to report a deficit fund balance resulting from overspending for specific purposes for which amounts had been restricted, committed, or assigned.

The District applies restricted resources first when expenditures are incurred for purposes for which restricted and unrestricted (committed, assigned, and unassigned) fund balance is available. Similarly, within unrestricted fund balance, committed amounts are reduced first followed by assigned, and then unassigned amounts when expenditures are incurred for purposes for which amounts in any of the unrestricted fund balance classifications could be used.

L. Net Position

Net position represents the difference between assets and deferred outflows and liabilities and deferred inflows. The net position component “net investment in capital assets,” consists of capital assets, net of accumulated depreciation, reduced by the outstanding balances of any borrowing used for the acquisition, construction or improvement of those assets. Deferred outflows of resources and deferred inflows of resources that are attributable to the acquisition, construction or improvement of those assets or related debt also should be included in this component of net position. Net position is reported as restricted when there are limitations imposed on its use either through the enabling legislation adopted by the District or through external restrictions imposed by creditors, grantors or laws or regulations of other governments.

The District applies restricted resources first when an expense is incurred for purposes for which both restricted and unrestricted net position is available.

**BRISTOL LOCAL SCHOOL DISTRICT
TRUMBULL COUNTY, OHIO**

NOTES TO THE BASIC FINANCIAL STATEMENTS
FOR THE FISCAL YEAR ENDED JUNE 30, 2017

NOTE 2 - SUMMARY OF SIGNIFICANT ACCOUNTING POLICIES - (Continued)

M. Prepayments

Certain payments to vendors reflect the costs applicable to future accounting periods and are recorded as prepaid items in both government-wide and fund financial statements. These items are reported as assets on the balance sheet using the consumption method. A current asset for the prepaid amounts is recorded at the time of the purchase and the expenditure/expense is reported in the year in which services are consumed. On the fund financial statements, reported prepayments are equally offset by a nonspendable fund balance.

N. Estimates

The preparation of the basic financial statements in conformity with GAAP requires management to make estimates and assumptions that affect the amounts reported in the basic financial statements and accompanying notes. Actual results may differ from those estimates.

O. Interfund Activity

Exchange transactions between funds are reported as revenues in the seller funds and as expenditures/expenses in the purchaser funds. Flows of cash or goods from one fund to another without a requirement for repayment are reported as interfund transfers. Interfund transfers are reported as other financing sources/uses in governmental funds. Repayments from funds responsible for particular expenditures/expenses to the funds that initially paid for them are not presented on the basic financial statements. All interfund transactions between governmental funds have been eliminated on the government-wide financial statements.

P. Unamortized Bond Premium and Discount/Issuance Costs/Unamortized Accounting Gain or Loss

Bond premiums and discounts are deferred and amortized over the term of the bonds using the straight line method, which approximates the effective interest method. Bond premiums and discounts are presented as an addition or reduction to the face amount of the bonds.

On fund financial statements and the government wide financial statements, issuance costs are expensed in the fiscal year they occur.

For bond refundings resulting in the defeasance of debt reported in the government-wide financial statements, the difference between the reacquisition price and the net carrying amount of the old debt is deferred and amortized as a component of interest expense. This accounting gain or loss is amortized over the remaining life of the old debt or the life of the new debt, whichever is shorter, and is presented as a deferred outflow of resources.

On the governmental fund financial statements, bond issuance costs and bond premiums are recognized in the current period. A reconciliation between the bonds face value and the amount reported on the statement of net position is presented in Note 9.A.

**BRISTOL LOCAL SCHOOL DISTRICT
TRUMBULL COUNTY, OHIO**

NOTES TO THE BASIC FINANCIAL STATEMENTS
FOR THE FISCAL YEAR ENDED JUNE 30, 2017

NOTE 2 - SUMMARY OF SIGNIFICANT ACCOUNTING POLICIES - (Continued)

Q. Extraordinary and Special Items

Extraordinary items are transactions or events that are both unusual in nature and infrequent in occurrence. Special items are transactions or events that are within the control of the Board of Education and that are either unusual in nature or infrequent in occurrence. Neither type of transaction occurred during fiscal year 2017.

R. Pensions

For purposes of measuring the net pension liability, deferred outflows of resources and deferred inflows of resources related to pensions, and pension expense, information about the fiduciary net position of the pension plans and additions to/deductions from their fiduciary net position have been determined on the same basis as they are reported by the pension systems. For this purpose, benefit payments (including refunds of employee contributions) are recognized when due and payable in accordance with the benefit terms. The pension systems report investments at fair value.

S. Fair Market Value

The District categorizes its fair value measurements within the fair value hierarchy established by generally accepted accounting principles. The hierarchy is based on the valuation inputs used to measure the fair value of the asset. Level 1 inputs are quoted prices in active markets for identical assets; Level 2 inputs are significant other observable inputs; Level 3 inputs are significant unobservable inputs.

NOTE 3 - ACCOUNTABILITY AND COMPLIANCE

Change in Accounting Principles

For fiscal year 2017, the District has implemented GASB Statement No. 77, "*Tax Abatement Disclosures*", GASB Statement No. 78, "*Pensions Provided Through Certain Multiple-Employer Defined Benefit Pension Plans*", GASB Statement No. 80, "*Blending Requirements for Certain Component Units - An Amendment of GASB Statement No. 14*" and GASB Statement No. 82, "*Pension Issues - An Amendment of GASB Statements No. 67, No. 68 and No. 73*".

GASB Statement No. 77 requires governments that enter into tax abatement agreements to disclose certain information about the agreement. GASB Statement No. 77 also requires disclosures related to tax abatement agreements that have been entered into by other governments that reduce the reporting government's tax revenues. The implementation of GASB Statement No. 77 did not have an effect on the financial statements of the District.

GASB Statement No. 78 establishes accounting and financial reporting standards for defined benefit pensions provided to the employees of state or local governmental employers through a cost-sharing multiple-employer defined benefit pension plan (cost-sharing pension plan) that meets the criteria in paragraph 4 of Statement 68 and that (a) is not a state or local governmental pension plan, (b) is used to provide defined benefit pensions both to employees of state or local governmental employers and to employees of employers that are not state or local governmental employers, and (c) has no predominant state or local governmental employer (either individually or collectively with other state or local governmental employers that provide pensions through the pension plan). The implementation of GASB Statement No. 78 did not have an effect on the financial statements of the District.

**BRISTOL LOCAL SCHOOL DISTRICT
TRUMBULL COUNTY, OHIO**

NOTES TO THE BASIC FINANCIAL STATEMENTS
FOR THE FISCAL YEAR ENDED JUNE 30, 2017

NOTE 3 - ACCOUNTABILITY AND COMPLIANCE - (Continued)

GASB Statement No. 80 improves the financial reporting by clarifying the financial statement presentation requirements for certain component units. This Statement applies to component units that are organized as not-for-profit corporations in which the primary government is the sole corporate member. The implementation of GASB Statement No. 80 did not have an effect on the financial statements of the District.

GASB Statement No. 82 addresses issues regarding (1) the presentation of payroll-related measures in required supplementary information, (2) the selection of assumptions and the treatment of deviations from the guidance in an Actuarial Standard of Practice for financial reporting purposes, and (3) the classification of payments made by employers to satisfy employee (plan member) contribution requirements. The implementation of GASB Statement No. 82 did not have an effect on the financial statements of the District.

NOTE 4 - DEPOSITS AND INVESTMENTS

State statutes classify monies held by the District into three categories.

Active deposits are public deposits necessary to meet current demands on the treasury. Such monies must be maintained either as cash in the District treasury, in commercial accounts payable or withdrawable on demand, including negotiable order of withdrawal (NOW) accounts, or in money market deposit accounts.

Inactive deposits are public deposits that the Board of Education has identified as not required for use within the current five-year period of designation of depositories. Inactive deposits must either be evidenced by certificates of deposit maturing not later than the end of the current period of designation of depositories, or by savings or deposit accounts including, but not limited to, passbook accounts.

Interim deposits are deposits of interim monies. Interim monies are those monies which are not needed for immediate use, but which will be needed before the end of the current period of designation of depositories.

Interim deposits must be evidenced by time certificates of deposit maturing not more than one year from the date of deposit or by savings or deposit accounts including passbook accounts.

Interim monies may be deposited or invested in the following securities:

1. United States Treasury Notes, Bills, Bonds, or any other obligation or security issued by the United States Treasury or any other obligation guaranteed as to principal and interest by the United States;
2. Bonds, notes, debentures, or any other obligations or securities issued by any federal government agency or instrumentality, including, but not limited to, the Federal National Mortgage Association, Federal Home Loan Bank, Federal Farm Credit Bank, Federal Home Loan Mortgage Corporation, Government National Mortgage Association, and Student Loan Marketing Association. All federal agency securities shall be direct issuances of federal government agencies or instrumentalities;
3. Written repurchase agreements in the securities listed above provided that the market value of the securities subject to the repurchase agreement must exceed the principal value of the agreement by at least two percent and be marked to market daily, and that the term of the agreement must not exceed thirty days;

**BRISTOL LOCAL SCHOOL DISTRICT
TRUMBULL COUNTY, OHIO**

NOTES TO THE BASIC FINANCIAL STATEMENTS
FOR THE FISCAL YEAR ENDED JUNE 30, 2017

NOTE 4 - DEPOSITS AND INVESTMENTS - (Continued)

4. Bonds and other obligations of the State of Ohio;
5. No-load money market mutual funds consisting exclusively of obligations described in items (1) and (2) above and repurchase agreements secured by such obligations, provided that investments in securities described in this division are made only through eligible institutions;
6. The State Treasurer's investment pool (STAR Ohio);
7. Certain banker's acceptance and commercial paper notes for a period not to exceed one-hundred-eighty days from the purchase date in an amount not to exceed twenty-five percent of the interim monies available for investment at any one time; and,
8. Under limited circumstances, corporate debt interests rated in either of the two highest classifications by at least two nationally recognized rating agencies.

Protection of the District's deposits is provided by the Federal Deposit Insurance Corporation (FDIC), by eligible securities pledged by the financial institution as security for repayment, by surety company bonds deposited with the Treasurer by the financial institution or by a single collateral pool established by the financial institution to secure the repayment of all public monies deposited with the institution.

Investments in stripped principal or interest obligations, reverse repurchase agreements and derivatives are prohibited. The issuance of taxable notes for the purpose of arbitrage, the use of leverage and short selling are also prohibited. An investment must mature within five years from the date of purchase unless matched to a specific obligation or debt of the District, and must be purchased with the expectation that it will be held to maturity. Investments may only be made through specified dealers and institutions. Payment for investments may be made only upon delivery of the securities representing the investments to the Treasurer or, if the securities are not represented by a certificate, upon receipt of confirmation of transfer from the custodian.

A. Deposits with Financial Institutions

At June 30, 2017, the carrying amount of all District deposits was \$233,847. Based on the criteria described in GASB Statement No. 40, "Deposits and Investment Risk Disclosures", as of June 30, 2017, all of the District's bank balance of \$238,348 was covered by the FDIC.

Custodial credit risk is the risk that, in the event of bank failure, the District's deposits may not be returned. All deposits are collateralized with eligible securities in amounts equal to at least 105% of the carrying value of the deposits. Such collateral, as permitted by the Ohio Revised Code, is held in single financial institution collateral pools at Federal Reserve Banks, or at member banks of the federal reserve system, in the name of the respective depository bank and pledged as a pool of collateral against all of the public deposits it holds or as specific collateral held at the Federal Reserve Bank in the name of the District. The District has no deposit policy for custodial credit risk beyond the requirements of State statute. Although the securities were held by the pledging institutions' trust department and all statutory requirements for the deposit of money had been followed, noncompliance with federal requirements could potentially subject the District to a successful claim by the FDIC.

**BRISTOL LOCAL SCHOOL DISTRICT
TRUMBULL COUNTY, OHIO**

NOTES TO THE BASIC FINANCIAL STATEMENTS
FOR THE FISCAL YEAR ENDED JUNE 30, 2017

NOTE 4 - DEPOSITS AND INVESTMENTS - (Continued)

B. Investments

As of June 30, 2017, the District had the following investments:

<u>Measurement/Investment type</u>	<u>Measurement Value</u>	<u>Investment Maturity 6 months or less</u>
Fair Value:		
Negotiable CD's	\$ 494,673	\$ 494,673
Amortized Cost:		
STAR Ohio	<u>3,847,267</u>	<u>3,847,267</u>
Total	<u>\$ 4,341,940</u>	<u>\$ 4,341,940</u>

The weighted average maturity of investments is 11 days.

The District's investments in negotiable certificates of deposit are valued using quoted market prices that are not considered to be active, dealer quotations or alternative pricing sources for similar assets or liabilities for which all significant inputs are observable, either directly or indirectly (Level 2 inputs).

Interest Rate Risk: As a means of limiting its exposure to fair value losses arising from rising interest rates and according to State law, the District's investment policy limits investment portfolio maturities to five years or less.

Credit Risk: Standard & Poor's has assigned STAR Ohio an AAAM money market rating. Ohio law requires that STAR Ohio maintain the highest rating provided by at least one nationally recognized standard rating service. The negotiable certificates of deposit are fully insured by the FDIC. The District's investment policy does not specifically address credit risk beyond requiring the District to invest in securities authorized by State statute.

Custodial Credit Risk: For an investment, custodial credit risk is the risk that, in the event of the failure of the counterparty, the District will not be able to recover the value of its investments or collateral securities that are in the possession of an outside party. The District has no investment policy dealing with investment custodial risk beyond the requirement in State statute that prohibits payment for investments prior to the delivery of the securities representing such investments to the treasurer or qualified trustee.

**BRISTOL LOCAL SCHOOL DISTRICT
TRUMBULL COUNTY, OHIO**

NOTES TO THE BASIC FINANCIAL STATEMENTS
FOR THE FISCAL YEAR ENDED JUNE 30, 2017

NOTE 4 - DEPOSITS AND INVESTMENTS - (Continued)

Concentration of Credit Risk: The District places no limit on the amount that may be invested in any one issuer. The following table includes the percentage of each investment type held by the District at June 30, 2017:

<u>Measurement/Investment type</u>	<u>Measurement Value</u>	<u>% of Total</u>
Fair Value:		
Negotiable CD's	\$ 494,673	11.39
Amortized Cost:		
STAR Ohio	<u>3,847,267</u>	<u>88.61</u>
Total	<u>\$ 4,341,940</u>	<u>100.00</u>

C. Reconciliation of Cash and Investments to the Statement of Net Position

The following is a reconciliation of cash and investments as reported in the note above to cash and investments as reported on the statement of net position as of June 30, 2017:

<u>Cash and investments per note</u>	
Carrying amount of deposits	\$ 233,847
Investments	<u>4,341,940</u>
Total	<u>\$ 4,575,787</u>
<u>Cash and investments per statement of net position</u>	
Governmental activities	\$ 4,553,464
Private-purpose trust funds	500
Agency funds	<u>21,823</u>
Total	<u>\$ 4,575,787</u>

NOTE 5 - INTERFUND TRANSACTIONS

Interfund transfers consisted of the following at June 30, 2017, as reported on the fund statements:

<u>Tranfers from</u>	<u>Transfers to</u>	<u>Amount</u>
General fund	Nonmajor governmental fund	<u>\$ 250,000</u>

Transfers are used to move revenues from the fund that statute or budget required to collect them to the fund that statute or budget requires to expend them and to use unrestricted revenues collected in the general fund to finance various programs accounted for in other funds in accordance with budgetary authorizations.

All transfers made in fiscal year 2017 were in accordance with Ohio Revised Code Sections 5705.14, 5705.15 and 5705.16.

Interfund transfers between governmental funds are eliminated on the government-wide statement of activities.

**BRISTOL LOCAL SCHOOL DISTRICT
TRUMBULL COUNTY, OHIO**

NOTES TO THE BASIC FINANCIAL STATEMENTS
FOR THE FISCAL YEAR ENDED JUNE 30, 2017

NOTE 6 - PROPERTY TAXES

Property taxes are levied and assessed on a calendar year basis while the District's fiscal year runs from July through June. First half tax collections are received by the District in the second half of the fiscal year. Second half tax distributions occur in the first half of the following fiscal year.

Property taxes include amounts levied against all real property and public utility property. Real property tax revenues received in calendar year 2017 represent the collection of calendar year 2016 taxes. Real property taxes received in calendar year 2017 were levied after April 1, 2016, on the assessed values as of January 1, 2016, the lien date. Assessed values for real property taxes are established by State statute at 35 percent of appraised market value. Real property taxes are payable annually or semiannually. If paid annually, payment is due December 31; if paid semiannually, the first payment is due December 31, with the remainder payable by June 20. Under certain circumstances, State statute permits alternate payment dates to be established. Public utility property tax revenues received in calendar year 2017 represent the collection of calendar year 2016 taxes. Public utility real and personal property taxes received in calendar year 2017 became a lien on December 31, 2015, were levied after April 1, 2016, and are collected with real property taxes. Public utility real property is assessed at 35 percent of true value; public utility tangible personal property is currently assessed at varying percentages of true value.

The District receives property taxes from Trumbull County. The County Auditor periodically advances to the District its portion of the taxes collected. Second-half real property tax payments collected by the County by June 30, 2017, are available to finance fiscal year 2017 operations. The amount available as an advance at June 30, 2017 was \$7,242 in the general fund, \$462 in the bond retirement fund (a nonmajor governmental fund), \$309 in the permanent improvement fund (a nonmajor governmental fund) and \$96 in the classroom facilities maintenance fund (a nonmajor governmental fund). This amount is recorded as revenue. The amount available as an advance at June 30, 2016 was \$33,816 in the general fund, \$2,177 in the bond retirement fund (a nonmajor governmental fund), \$1,451 in the permanent improvement fund (a nonmajor governmental fund) and \$449 in the classroom facilities maintenance fund (a nonmajor governmental fund). The amount of second-half real property taxes available for advance at fiscal year-end can vary based on the date the tax bills are sent.

Accrued property taxes receivable includes real property, public utility property and delinquent tangible personal property taxes which are measurable as of June 30, 2017 and for which there is an enforceable legal claim. Although total property tax collections for the next fiscal year are measurable, only the amount of real property taxes available as an advance at June 30 was levied to finance current fiscal year operations and is reported as revenue at fiscal year-end. The portion of the receivable not levied to finance current fiscal year operations is offset by a credit to deferred inflows.

On the accrual basis of accounting, collectible delinquent property taxes have been recorded as a receivable and revenue, while on a modified accrual basis of accounting the revenue has been reported as a deferred inflow.

**BRISTOL LOCAL SCHOOL DISTRICT
TRUMBULL COUNTY, OHIO**

NOTES TO THE BASIC FINANCIAL STATEMENTS
FOR THE FISCAL YEAR ENDED JUNE 30, 2017

NOTE 6 - PROPERTY TAXES - (Continued)

The assessed values upon which the fiscal year 2017 taxes were collected are:

	2016 Second Half Collections		2017 First Half Collections	
	<u>Amount</u>	<u>Percent</u>	<u>Amount</u>	<u>Percent</u>
Agricultural/residential and other real estate	\$ 91,163,430	96.54	\$ 91,380,380	96.28
Public utility personal	<u>3,271,630</u>	<u>3.46</u>	<u>3,526,960</u>	<u>3.72</u>
Total	<u>\$ 94,435,060</u>	<u>100.00</u>	<u>\$ 94,907,340</u>	<u>100.00</u>
Tax rate per \$1,000 of assessed valuation	\$51.00		\$51.00	

NOTE 7 - RECEIVABLES

Receivables at June 30, 2017 consisted of property taxes, accounts (billings for user charged services and student fees), accrued interest and intergovernmental grants. All receivables are considered collectible in full due to the ability to foreclose for the nonpayment of taxes, the stable condition of State programs and the current year guarantee of federal funds. Receivables have been disaggregated on the face of the basic financial statements. All receivables are expected to be collected in the subsequent year.

THIS SPACE IS INTENTIONALLY LEFT BLANK

**BRISTOL LOCAL SCHOOL DISTRICT
TRUMBULL COUNTY, OHIO**

NOTES TO THE BASIC FINANCIAL STATEMENTS
FOR THE FISCAL YEAR ENDED JUNE 30, 2017

NOTE 8 - CAPITAL ASSETS

Capital asset activity for the fiscal year ended June 30, 2017, was as follows:

	<u>Balance</u> <u>06/30/16</u>	<u>Additions</u>	<u>Deductions</u>	<u>Balance</u> <u>06/30/17</u>
Governmental activities:				
<i>Capital assets, not being depreciated:</i>				
Land	\$ 178,569	\$ -	\$ -	\$ 178,569
Total capital assets, not being depreciated	<u>178,569</u>	<u>-</u>	<u>-</u>	<u>178,569</u>
<i>Capital assets, being depreciated:</i>				
Land improvements	21,826	-	-	21,826
Building and improvements	11,555,545	187,525	-	11,743,070
Furniture and equipment	1,122,010	19,352	(36,035)	1,105,327
Vehicles	<u>790,576</u>	<u>-</u>	<u>-</u>	<u>790,576</u>
Total capital assets, being depreciated	<u>13,489,957</u>	<u>206,877</u>	<u>(36,035)</u>	<u>13,660,799</u>
<i>Less: accumulated depreciation:</i>				
Land improvements	(21,826)	-	-	(21,826)
Building and improvements	(3,882,575)	(252,094)	-	(4,134,669)
Furniture and equipment	(851,255)	(53,544)	29,764	(875,035)
Vehicles	<u>(381,425)</u>	<u>(77,218)</u>	<u>-</u>	<u>(458,643)</u>
Total accumulated depreciation	<u>(5,137,081)</u>	<u>(382,856)</u>	<u>29,764</u>	<u>(5,490,173)</u>
Governmental activities capital assets, net	<u>\$ 8,531,445</u>	<u>\$ (175,979)</u>	<u>\$ (6,271)</u>	<u>\$ 8,349,195</u>

Depreciation expense was charged to governmental functions as follows:

<u>Instruction:</u>	
Regular	\$ 177,089
Special	36,404
Vocational	1,606
<u>Support service:</u>	
Pupil	1,487
Instructional staff	6,691
Administration	6,582
Fiscal	418
Operations and maintenance	50,068
Pupil transportation	78,620
Other non-instructional services	12,368
Extracurricular activities	2,836
Food service operations	<u>8,687</u>
Total depreciation expense	<u>\$ 382,856</u>

**BRISTOL LOCAL SCHOOL DISTRICT
TRUMBULL COUNTY, OHIO**

NOTES TO THE BASIC FINANCIAL STATEMENTS
FOR THE FISCAL YEAR ENDED JUNE 30, 2017

NOTE 9 - LONG-TERM OBLIGATIONS

A. During the fiscal year 2017, the following activity occurred in governmental activities long-term obligations.

<u>Governmental activities:</u>	<u>Balance</u> <u>06/30/16</u>	<u>Increases</u>	<u>Decreases</u>	<u>Balance</u> <u>06/30/17</u>	<u>Amount</u> <u>Due Within</u> <u>One Year</u>
<u>General obligation bonds</u>					
Energy conservation bonds - series 2012	\$ 185,000	\$ -	\$ (15,000)	\$ 170,000	\$ 15,000
Classroom facilities improvement refunding bonds:					
Current interest refunding serial bonds-series 2010	530,000	-	(145,000)	385,000	-
Current interest refunding term bonds-series 2010	<u>290,000</u>	<u>-</u>	<u>-</u>	<u>290,000</u>	<u>145,000</u>
Total general obligation bonds	<u>1,005,000</u>	<u>-</u>	<u>(160,000)</u>	<u>845,000</u>	<u>160,000</u>
Compensated absences	334,727	46,772	(20,094)	361,405	43,807
Net pension liability	<u>8,610,423</u>	<u>1,789,686</u>	<u>-</u>	<u>10,400,109</u>	<u>-</u>
Total long-term obligations	<u>\$ 9,950,150</u>	<u>\$ 1,836,458</u>	<u>\$ (180,094)</u>	<u>11,606,514</u>	<u>\$ 203,807</u>
				Add: Unamortized premium on bonds - 2010	27,656
				Less: Unamortized discount on bonds - 2012	<u>(1,308)</u>
				Total reported on statement of net position	<u>\$ 11,632,862</u>

Compensated Absences: Compensated absences will be paid from the fund from which the employee's salaries are paid, which for the District, is primarily the general fund and food service fund (a nonmajor governmental fund).

Net Pension Liability: See Note 12 for detail.

Energy Conservation Bonds - Series 2012: On June 14, 2012, the District issued \$240,000 in general obligation bonds to provide financing for various construction projects to improve energy conservation. The issue is comprised of current interest bonds, par value \$240,000. The interest rates on the current interest bonds range from 1.80% - 3.125%. The bonds have a final maturity date of December 1, 2026.

Classroom Facilities Improvement Refunding Bonds - Series 2010 - On September 22, 2010, the District issued series 2010 classroom facilities improvement refunding bonds to currently refund the callable portion of the series 1997 general obligation bonds. This refunded debt is considered defeased (in-substance) and accordingly, has been removed from the statement of net position.

**BRISTOL LOCAL SCHOOL DISTRICT
TRUMBULL COUNTY, OHIO**

NOTES TO THE BASIC FINANCIAL STATEMENTS
FOR THE FISCAL YEAR ENDED JUNE 30, 2017

NOTE 9 - LONG-TERM OBLIGATIONS - (Continued)

This refunding issue is comprised of both current interest bonds (consisting of \$1,195,000 of serial bonds and \$290,000 of term bonds) and capital appreciation bonds, in the amount of \$44,999. The interest rate on the current interest bonds ranged from 1.00% to 2.80%. The bonds were issued for a ten year period, with final maturity during fiscal year 2021. The bonds will be retired through the debt service fund (a nonmajor governmental fund). The capital appreciation bonds mature December 1, 2015 at a redemption price equal to 100% of the principal, plus accrued interest to the redemption date. The capital appreciation bonds bear an approximate stated interest rate of 23.857%. The accreted value at maturity for the capital appreciation bonds is \$145,000.

Interest payments on the serial and term current interest bonds are due on June 1 and December 1 of each year. The final maturity stated in the issue is December 1, 2020 and December 1, 2017, respectively.

The \$290,000 current interest term bonds maturing on December 1, 2017, shall bear interest at the rate of 2.20% per year and be subject to mandatory sinking fund redemption on December 1, 2016 (Mandatory Redemption Date), in the principal amount of \$145,000 (with the balance of \$145,000 to be paid at maturity on December 1, 2017).

The reacquisition price exceeded the net carrying amount of the old debt by \$30,730. This amount is being netted against the new debt and amortized over the remaining life of the refunded debt, which is equal to the life of the new debt issued.

The following is a summary of the District's future debt service requirements to maturity for the general obligation bonds:

Fiscal Year Ending June 30,	Current Interest Bonds - Series 2010		
	Principal	Interest	Total
2018	\$ 145,000	\$ 16,005	\$ 161,005
2019	170,000	12,200	182,200
2020	180,000	7,515	187,515
2021	<u>180,000</u>	<u>2,520</u>	<u>182,520</u>
Total	<u>\$ 675,000</u>	<u>\$ 38,240</u>	<u>\$ 713,240</u>

Fiscal Year Ending June 30,	Energy Conservation Bonds - Series 2012		
	Principal	Interest	Total
2018	\$ 15,000	\$ 4,780	\$ 19,780
2019	15,000	4,510	19,510
2020	15,000	4,140	19,140
2021	15,000	3,672	18,672
2022	15,000	3,203	18,203
2023 - 2027	<u>95,000</u>	<u>7,735</u>	<u>102,735</u>
Total	<u>\$ 170,000</u>	<u>\$ 28,040</u>	<u>\$ 198,040</u>

**BRISTOL LOCAL SCHOOL DISTRICT
TRUMBULL COUNTY, OHIO**

NOTES TO THE BASIC FINANCIAL STATEMENTS
FOR THE FISCAL YEAR ENDED JUNE 30, 2017

NOTE 9 - LONG-TERM OBLIGATIONS - (Continued)

B. Legal Debt Margin

The Ohio Revised Code provides that voted net general obligation debt of the District shall never exceed 9% of the total assessed valuation of the District. The code further provides that unvoted indebtedness shall not exceed 1/10 of 1% of the property valuation of the District. The code additionally states that unvoted indebtedness related to energy conservation debt shall not exceed 9/10 of 1% of the property valuation of the District. The assessed valuation used in determining the District's legal debt margin has been modified by House Bill 530 which became effective March 30, 2006. In accordance with House Bill 530, the assessed valuation used in the District's legal debt margin calculation excluded tangible personal property used in business, telephone or telegraph property, interexchange telecommunications company property, and personal property owned or leased by a railroad company and used in railroad operations. The effects of these debt limitations at June 30, 2017, are a voted debt margin of \$7,650,112 (including available funds of \$113,451), an unvoted debt margin of \$94,907, and an energy conservation debt margin of \$684,166.

NOTE 10 - OTHER EMPLOYEE BENEFITS

A. Compensated Absences

The criteria for determining vacation and sick leave benefits are derived from negotiated agreements and State laws. Classified employees earn ten to twenty-two days of vacation per year, depending upon length of service. Accumulated unused vacation time is paid to classified employees upon termination of employment. Teachers do not earn vacation time.

Each employee earns sick leave at the rate of one and one-fourth days per month. Upon retirement during the first year of eligibility, payment is made for one-third of the total sick leave accumulation, up to a maximum accumulation of eighty days for both certificated and classified employees. Upon retirement after the first year of eligibility, payment is made for one-third of the total sick leave accumulation, up to a maximum of eighty days, plus 15 percent of accrued sick leave over the maximum days accrued. An employee receiving such payment must meet the retirement provisions set by State Teachers Retirement System of Ohio and School Employees Retirement System.

B. Insurance Benefits

The District provides health, vision and life insurance coverage for employees. The health insurance coverage is administered by Medical Mutual of Ohio, a third party administrator. Vision Service Plan administers the vision coverage. Medical Life Insurance Company provides the life insurance coverage. The District pays the insurance premiums, as a fringe benefit for the employees.

NOTE 11 - RISK MANAGEMENT

A. Comprehensive

The District is exposed to various risks of loss related to torts, theft of, damage to, and destruction of assets; errors and omissions; injuries to employees; and natural disasters. The District maintains comprehensive commercial insurance coverage for real property, building contents, vehicles, and general liability.

**BRISTOL LOCAL SCHOOL DISTRICT
TRUMBULL COUNTY, OHIO**

NOTES TO THE BASIC FINANCIAL STATEMENTS
FOR THE FISCAL YEAR ENDED JUNE 30, 2017

NOTE 11 - RISK MANAGEMENT - (Continued)

The District is exposed to various risks of loss related to torts, theft of, damage to, and destruction of assets; errors and omissions; injuries to employees; and natural disasters. The District maintains comprehensive commercial insurance coverage for real property, building contents, vehicles, and general liability.

Vehicle policies include liability coverage for bodily injury and property damage. The liability limits are \$1,000,000 for each accident, medical payments of \$5,000 for owned autos, and uninsured/underinsured motorist of \$1,000,000 for each accident with a collision deductible of \$500.

The property damage per occurrence limit is \$23,601,955.

The District liability policy has a limit of \$2,000,000 for each occurrence and \$4,000,000 aggregate.

There have been no significant reductions in amounts of insurance coverage from the prior fiscal year.

B. Health Insurance

The District has joined together with other school districts in the state to form the Trumbull County Schools Employee Insurance Benefit Consortium Association, a public entity risk pool currently operating as a common risk management and insurance program for 17 member school districts in Trumbull County. The District pays a monthly premium to Trumbull County School Insurance Consortium Association for its insurance coverage. It is intended that the Trumbull County School Insurance Consortium Association will be self-supporting through member premiums. The Consortium employs reinsurance agreements (stop-loss coverage) to reduce its risk that large losses may be incurred on medical claims. This allows the Consortium to recover a portion of losses on claims from re-insurers, although it does not discharge their primary liability.

Postemployment health care is provided to plan participants or their beneficiaries through the respective retirement systems discussed in Note 13. As such, no funding provisions are required by the District.

C. OSBA Group Workers' Compensation Rating Plan

For fiscal year 2017, the District participated in the Ohio School Boards Association Workers' Compensation Group Rating Plan (the "Plan"), an insurance purchasing pool (Note 2.A.). The intent of the Plan is to achieve the benefit of a reduced premium for the District by virtue of its grouping and representation with other participants in the Plan. The workers' compensation experience of the participating school districts is calculated as one experience and a common premium rate is applied to all school districts in the Plan. Each participant pays its workers' compensation premium to the state based on the rate for the Plan rather than its individual rate. Total savings are then calculated and each participant's individual performance is compared to the overall savings percentage of the Plan.

A participant will then either receive money from or be required to contribute to the "equity pooling fund". This "equity pooling" arrangement insures that each participant shares equally in the overall performance of the Plan. Participation in the Plan is limited to school districts that can meet the Plan's selection criteria. The firm of CompManagement, Inc. provides administrative, cost control, and actuarial services to the Plan.

**BRISTOL LOCAL SCHOOL DISTRICT
TRUMBULL COUNTY, OHIO**

NOTES TO THE BASIC FINANCIAL STATEMENTS
FOR THE FISCAL YEAR ENDED JUNE 30, 2017

NOTE 12 - DEFINED BENEFIT PENSION PLANS

Net Pension Liability

The net pension liability reported on the statement of net position represents a liability to employees for pensions. Pensions are a component of exchange transactions—between an employer and its employees—of salaries and benefits for employee services. Pensions are provided to an employee—on a deferred-payment basis—as part of the total compensation package offered by an employer for employee services each financial period. The obligation to sacrifice resources for pensions is a present obligation because it was created as a result of employment exchanges that already have occurred.

The net pension liability represents the District's proportionate share of each pension plan's collective actuarial present value of projected benefit payments attributable to past periods of service, net of each pension plan's fiduciary net position. The net pension liability calculation is dependent on critical long-term variables, including estimated average life expectancies, earnings on investments, cost of living adjustments and others. While these estimates use the best information available, unknowable future events require adjusting this estimate annually.

The Ohio Revised Code limits the District's obligation for this liability to annually required payments. The District cannot control benefit terms or the manner in which pensions are financed; however, the District does receive the benefit of employees' services in exchange for compensation including pension.

GASB 68 assumes the liability is solely the obligation of the employer, because (1) they benefit from employee services; and (2) State statute requires all funding to come from these employers. All contributions to date have come solely from these employers (which also includes costs paid in the form of withholdings from employees). State statute requires the pension plans to amortize unfunded liabilities within 30 years. If the amortization period exceeds 30 years, each pension plan's board must propose corrective action to the State legislature. Any resulting legislative change to benefits or funding could significantly affect the net pension liability. Resulting adjustments to the net pension liability would be effective when the changes are legally enforceable.

The proportionate share of each plan's unfunded benefits is presented as a long-term *net pension liability* on the accrual basis of accounting. Any liability for the contractually-required pension contribution outstanding at the end of the year is included in *pension and postemployment benefits payable* on both the accrual and modified accrual bases of accounting.

Plan Description - School Employees Retirement System (SERS)

Plan Description –District non-teaching employees participate in SERS, a cost-sharing multiple-employer defined benefit pension plan administered by SERS. SERS provides retirement, disability and survivor benefits, annual cost-of-living adjustments, and death benefits to plan members and beneficiaries. Authority to establish and amend benefits is provided by Ohio Revised Code Chapter 3309. SERS issues a publicly available, stand-alone financial report that includes financial statements, required supplementary information and detailed information about SERS' fiduciary net position. That report can be obtained by visiting the SERS website at www.ohsers.org under Employers/Audit Resources.

**BRISTOL LOCAL SCHOOL DISTRICT
TRUMBULL COUNTY, OHIO**

NOTES TO THE BASIC FINANCIAL STATEMENTS
FOR THE FISCAL YEAR ENDED JUNE 30, 2017

NOTE 12 - DEFINED BENEFIT PENSION PLANS - (Continued)

Age and service requirements for retirement are as follows:

	Eligible to Retire on or before August 1, 2017 *	Eligible to Retire after August 1, 2017
Full Benefits	Any age with 30 years of service credit	Age 67 with 10 years of service credit; or Age 57 with 30 years of service credit
Actuarially Reduced Benefits	Age 60 with 5 years of service credit Age 55 with 25 years of service credit	Age 62 with 10 years of service credit; or Age 60 with 25 years of service credit

* Members with 25 years of service credit as of August 1, 2017, will be included in this plan.

Annual retirement benefits are calculated based on final average salary multiplied by a percentage that varies based on year of service; 2.2 percent for the first thirty years of service and 2.5 percent for years of service credit over 30. Final average salary is the average of the highest three years of salary.

One year after an effective benefit date, a benefit recipient is entitled to a three percent cost-of-living adjustment (COLA). This same COLA is added each year to the base benefit amount on the anniversary date of the benefit.

Funding Policy – Plan members are required to contribute 10 percent of their annual covered salary and the District is required to contribute 14 percent of annual covered payroll. The contribution requirements of plan members and employers are established and may be amended by the SERS’ Retirement Board up to statutory maximum amounts of 10 percent for plan members and 14 percent for employers. The Retirement Board, acting with the advice of the actuary, allocates the employer contribution rate among four of the System’s funds (Pension Trust Fund, Death Benefit Fund, Medicare B Fund, and Health Care Fund). For the fiscal year ended June 30, 2017, the entire 14 percent was allocated to pension, death benefits, and Medicare B and no portion of the employer contribution rate was allocated to the Health Care Fund.

The District’s contractually required contribution to SERS was \$109,584 for fiscal year 2017. Of this amount, \$3,982 is reported as pension and postemployment benefits payable.

Plan Description - State Teachers Retirement System (STRS)

Plan Description –District licensed teachers and other faculty members participate in STRS Ohio, a cost-sharing multiple-employer public employee retirement system administered by STRS. STRS provides retirement and disability benefits to members and death and survivor benefits to beneficiaries. STRS issues a stand-alone financial report that includes financial statements, required supplementary information and detailed information about STRS’ fiduciary net position. That report can be obtained by writing to STRS, 275 E. Broad St., Columbus, OH 43215-3771, by calling (888) 227-7877, or by visiting the STRS Web site at www.strsoh.org.

**BRISTOL LOCAL SCHOOL DISTRICT
TRUMBULL COUNTY, OHIO**

NOTES TO THE BASIC FINANCIAL STATEMENTS
FOR THE FISCAL YEAR ENDED JUNE 30, 2017

NOTE 12 - DEFINED BENEFIT PENSION PLANS - (Continued)

New members have a choice of three retirement plans; a Defined Benefit (DB) Plan, a Defined Contribution (DC) Plan and a Combined Plan. Benefits are established by Ohio Revised Code Chapter 3307. The DB plan offers an annual retirement allowance based on final average salary multiplied by a percentage that varies based on years of service. Effective August 1, 2015, the calculation will be 2.2 percent of final average salary for the five highest years of earnings multiplied by all years of service. With certain exceptions, the basic benefit is increased each year by two percent of the original base benefit. For members retiring August 1, 2013, or later, the first two percent is paid on the fifth anniversary of the retirement benefit. Members are eligible to retire at age 60 with five years of qualifying service credit, or age 55 with 25 years of service, or 30 years of service regardless of age. Age and service requirements for retirement will increase effective August 1, 2015, and will continue to increase periodically until they reach age 60 with 35 years of service or age 65 with five years of service on August 1, 2026.

The DC Plan allows members to place all their member contributions and 9.5 percent of the 14 percent employer contributions into an investment account. Investment allocation decisions are determined by the member. The remaining 4.5 percent of the 14 percent employer rate is allocated to the defined benefit unfunded liability. A member is eligible to receive a retirement benefit at age 50 and termination of employment. The member may elect to receive a lifetime monthly annuity or a lump sum withdrawal.

The Combined Plan offers features of both the DB Plan and the DC Plan. In the Combined Plan, member contributions are allocated among investment choices by the member, and employer contributions are used to fund the defined benefit payment at a reduced level from the regular DB Plan. The defined benefit portion of the Combined Plan payment is payable to a member on or after age 60 with five years of services. The defined contribution portion of the account may be taken as a lump sum payment or converted to a lifetime monthly annuity at age 50.

New members who choose the DC plan or Combined Plan will have another opportunity to reselect a permanent plan during their fifth year of membership. Members may remain in the same plan or transfer to another STRS plan. The optional annuitization of a member's defined contribution account or the defined contribution portion of a member's Combined Plan account to a lifetime benefit results in STRS bearing the risk of investment gain or loss on the account. STRS has therefore included all three plan options as one defined benefit plan for GASB 68 reporting purposes.

A DB or Combined Plan member with five or more years of credited service who is determined to be disabled may qualify for a disability benefit. Eligible survivors of members who die before service retirement may qualify for monthly benefits. New members on or after July 1, 2013, must have at least ten years of qualifying service credit that apply for disability benefits. Members in the DC Plan who become disabled are entitled only to their account balance. If a member of the DC Plan dies before retirement benefits begin, the member's designated beneficiary is entitled to receive the member's account balance.

Funding Policy – Employer and member contribution rates are established by the State Teachers Retirement Board and limited by Chapter 3307 of the Ohio Revised Code. For the fiscal year ended June 30, 2017, plan members were required to contribute 14 percent of their annual covered salary. The District was required to contribute 14 percent; the entire 14 percent was the portion used to fund pension obligations. The fiscal year 2017 contribution rates were equal to the statutory maximum rates.

The District's contractually required contribution to STRS was \$394,661 for fiscal year 2017. Of this amount, \$65,268 is reported as pension and postemployment benefits payable.

**BRISTOL LOCAL SCHOOL DISTRICT
TRUMBULL COUNTY, OHIO**

NOTES TO THE BASIC FINANCIAL STATEMENTS
FOR THE FISCAL YEAR ENDED JUNE 30, 2017

NOTE 12 - DEFINED BENEFIT PENSION PLANS - (Continued)

Pension Liabilities, Pension Expense, and Deferred Outflows of Resources and Deferred Inflows of Resources Related to Pensions

The net pension liability was measured as of June 30, 2016, and the total pension liability used to calculate the net pension liability was determined by an actuarial valuation as of that date. The District's proportion of the net pension liability was based on the District's share of contributions to the pension plan relative to the contributions of all participating entities. Following is information related to the proportionate share and pension expense:

	<u>SERS</u>	<u>STRS</u>	<u>Total</u>
Proportion of the net pension liability prior measurement date	0.02596250%	0.02579498%	
Proportion of the net pension liability current measurement date	<u>0.02473140%</u>	<u>0.02566246%</u>	
Change in proportionate share	<u>-0.00123110%</u>	<u>-0.00013252%</u>	
Proportionate share of the net pension liability	\$ 1,810,110	\$ 8,589,999	\$ 10,400,109
Pension expense	\$ 171,930	\$ 580,587	\$ 752,517

At June 30, 2017, the District reported deferred outflows of resources and deferred inflows of resources related to pensions from the following sources:

	<u>SERS</u>	<u>STRS</u>	<u>Total</u>
Deferred outflows of resources			
Differences between expected and actual experience	\$ 24,413	\$ 347,078	\$ 371,491
Net difference between projected and actual earnings on pension plan investments	149,308	713,200	862,508
Changes of assumptions	120,834	-	120,834
Difference between District contributions and proportionate share of contributions/ change in proportionate share	8,444	-	8,444
District contributions subsequent to the measurement date	<u>109,584</u>	<u>394,661</u>	<u>504,245</u>
Total deferred outflows of resources	<u>\$ 412,583</u>	<u>\$ 1,454,939</u>	<u>\$ 1,867,522</u>
Deferred inflows of resources			
Difference between District contributions and proportionate share of contributions/ change in proportionate share	<u>\$ 53,721</u>	<u>\$ 106,587</u>	<u>\$ 160,308</u>
Total deferred inflows of resources	<u>\$ 53,721</u>	<u>\$ 106,587</u>	<u>\$ 160,308</u>

**BRISTOL LOCAL SCHOOL DISTRICT
TRUMBULL COUNTY, OHIO**

NOTES TO THE BASIC FINANCIAL STATEMENTS
FOR THE FISCAL YEAR ENDED JUNE 30, 2017

NOTE 12 - DEFINED BENEFIT PENSION PLANS - (Continued)

\$504,245 reported as deferred outflows of resources related to pension resulting from District contributions subsequent to the measurement date will be recognized as a reduction of the net pension liability in the year ending June 30, 2018. Other amounts reported as deferred outflows of resources and deferred inflows of resources related to pension will be recognized in pension expense as follows:

Fiscal Year Ending June 30:	<u>SERS</u>	<u>STRS</u>	<u>Total</u>
2018	\$ 57,924	\$ 134,755	\$ 192,679
2019	57,817	134,755	192,572
2020	90,617	408,430	499,047
2021	<u>42,920</u>	<u>275,751</u>	<u>318,671</u>
Total	<u>\$ 249,278</u>	<u>\$ 953,691</u>	<u>\$ 1,202,969</u>

Actuarial Assumptions - SERS

SERS' total pension liability was determined by their actuaries in accordance with GASB Statement No. 67, as part of their annual actuarial valuation for each defined benefit retirement plan. Actuarial valuations of an ongoing plan involve estimates of the value of reported amounts (e.g., salaries, credited service) and assumptions about the probability of occurrence of events far into the future (e.g., mortality, disabilities, retirements, employment termination). Actuarially determined amounts are subject to continual review and potential modifications, as actual results are compared with past expectations and new estimates are made about the future.

Projections of benefits for financial reporting purposes are based on the substantive plan (the plan as understood by the employers and plan members) and include the types of benefits provided at the time of each valuation and the historical pattern of sharing benefit costs between the employers and plan members to that point. The projection of benefits for financial reporting purposes does not explicitly incorporate the potential effects of legal or contractual funding limitations.

Actuarial calculations reflect a long-term perspective. For a newly hired employee, actuarial calculations will take into account the employee's entire career with the employer and also take into consideration the benefits, if any, paid to the employee after termination of employment until the death of the employee and any applicable contingent annuitant. In many cases actuarial calculations reflect several decades of service with the employer and the payment of benefits after termination.

Key methods and assumptions used in calculating the total pension liability in the latest actuarial valuation, prepared as of June 30, 2016, are presented below:

Wage Inflation	3.00 percent
Future Salary Increases, including inflation	3.50 percent to 18.20 percent
COLA or Ad Hoc COLA	3 percent
Investment Rate of Return	7.50 percent net of investments expense, including inflation
Actuarial Cost Method	Entry Age Normal (level percent of payroll)

**BRISTOL LOCAL SCHOOL DISTRICT
TRUMBULL COUNTY, OHIO**

NOTES TO THE BASIC FINANCIAL STATEMENTS
FOR THE FISCAL YEAR ENDED JUNE 30, 2017

NOTE 12 - DEFINED BENEFIT PENSION PLANS - (Continued)

For post-retirement mortality, the table used in evaluating allowances to be paid is the RP-2014 Blue Collar Mortality Table with fully generational projection and Scale BB, with 120% of male rates and 110% of female rates used. The RP-2000 Disabled Mortality Table with 90% for male rates and 100% for female rates set back five years is used for the period after disability retirement. Special mortality tables are used for the period after disability retirement.

The actuarial assumptions used in the June 30, 2016 valuation were based on the results of an experience study that was completed June 30, 2015. As a result of the actuarial experience study, the following changes of assumptions affected the total pension liability since the prior measurement date: (a) the assumed rate of inflation was reduced from 3.25% to 3.00%, (b) payroll growth assumption was reduced from 4.00% to 3.50%, (c) assumed real wage growth was reduced from 0.75% to 0.50%, (d) Rates of withdrawal, retirement and disability were updated to reflect recent experience, (e) mortality among active members was updated to RP-2014 Blue Collar Mortality Table with fully generational projection and a five year age set-back for both males and females, (f) mortality among service retired members, and beneficiaries was updated to the following RP-2014 Blue Collar Mortality Table with fully generational projection with Scale BB, 120% of male rates, and 110% of female rates and (g) mortality among disable member was updated to RP-2000 Disabled Mortality Table, 90% for male rates and 100% for female rates, set back five years is used for the period after disability retirement.

The long-term return expectation for the Pension Plan Investments has been determined using a building-block approach and assumes a time horizon, as defined in SERS' *Statement of Investment Policy*. A forecasted rate of inflation serves as the baseline for the return expectation. Various real return premiums over the baseline inflation rate have been established for each asset class. The long-term expected nominal rate of return has been determined by calculating a weighted averaged of the expected real return premiums for each asset class, adding the projected inflation rate, and adding the expected return from rebalancing uncorrelated asset classes.

The target allocation and best estimates of arithmetic real rates of return for each major assets class are summarized in the following table:

<u>Asset Class</u>	<u>Target Allocation</u>	<u>Long-Term Expected Real Rate of Return</u>
Cash	1.00 %	0.50 %
US Equity	22.50	4.75
International Equity	22.50	7.00
Fixed Income	19.00	1.50
Private Equity	10.00	8.00
Real Assets	15.00	5.00
Multi-Asset Strategies	<u>10.00</u>	3.00
Total	<u>100.00 %</u>	

**BRISTOL LOCAL SCHOOL DISTRICT
TRUMBULL COUNTY, OHIO**

NOTES TO THE BASIC FINANCIAL STATEMENTS
FOR THE FISCAL YEAR ENDED JUNE 30, 2017

NOTE 12 - DEFINED BENEFIT PENSION PLANS - (Continued)

Discount Rate - The total pension liability was calculated using the discount rate of 7.50 percent. The projection of cash flows used to determine the discount rate assumed the contributions from employers and from the members would be computed based on contribution requirements as stipulated by State statute. Projected inflows from investment earning were calculated using the long-term assumed investment rate of return (7.50 percent). Based on those assumptions, the plan's fiduciary net position was projected to be available to make all future benefit payments of current plan members. Therefore, the long-term expected rate of return on pension plan investments was applied to all periods of projected benefits to determine the total pension liability.

Sensitivity of the District's Proportionate Share of the Net Pension Liability to Changes in the Discount Rate - Net pension liability is sensitive to changes in the discount rate, and to illustrate the potential impact the following table presents the net pension liability calculated using the discount rate of 7.50 percent, as well as what each plan's net pension liability would be if it were calculated using a discount rate that is one percentage point lower (6.50 percent), or one percentage point higher (8.50 percent) than the current rate.

	1% Decrease (6.50%)	Current Discount Rate (7.50%)	1% Increase (8.50%)
District's proportionate share of the net pension liability	\$ 2,396,473	\$ 1,810,110	\$ 1,319,300

Actuarial Assumptions - STRS

The total pension liability in the June 30, 2016, actuarial valuation was determined using the following actuarial assumptions, applied to all periods included in the measurement:

Inflation	2.75 percent
Projected salary increases	2.75 percent at age 70 to 12.25 percent at age 20
Investment Rate of Return	7.75 percent, net of investment expenses
Cost-of-Living Adjustments (COLA)	2 percent simple applied as follows: for members retiring before August 1, 2013, 2 percent per year; for members retiring August 1, 2013, or later, 2 percent COLA paid on fifth anniversary of retirement date.

Mortality rates were based on the RP-2000 Combined Mortality Table (Projection 2022—Scale AA) for Males and Females. Males' ages are set-back two years through age 89 and no set-back for age 90 and above. Females younger than age 80 are set back four years, one year set back from age 80 through 89 and not set back from age 90 and above.

Actuarial assumptions used in the June 30, 2016, valuation are based on the results of an actuarial experience study, effective July 1, 2012.

**BRISTOL LOCAL SCHOOL DISTRICT
TRUMBULL COUNTY, OHIO**

NOTES TO THE BASIC FINANCIAL STATEMENTS
FOR THE FISCAL YEAR ENDED JUNE 30, 2017

NOTE 12 - DEFINED BENEFIT PENSION PLANS - (Continued)

The 10 year expected real rate of return on pension plan investments was determined by STRS' investment consultant by developing best estimates of expected future real rates of return for each major asset class. The target allocation and best estimates of geometric real rates of return for each major asset class are summarized as follows:

<u>Asset Class</u>	<u>Target Allocation</u>	<u>Long Term Expected Real Rate of Return *</u>
Domestic Equity	31.00 %	8.00 %
International Equity	26.00	7.85
Alternatives	14.00	8.00
Fixed Income	18.00	3.75
Real Estate	10.00	6.75
Liquidity Reserves	1.00	3.00
 Total	 <u>100.00 %</u>	 <u>7.61 %</u>

* 10-Year annualized geometric nominal returns, which include the real rate of return and inflation of 2.50% and does not include investment expenses. The total fund long-term expected return reflects diversification among the asset classes and therefore is not a weighted average return of the individual asset classes.

Discount Rate - The discount rate used to measure the total pension liability was 7.75 percent as of June 30, 2016. The projection of cash flows used to determine the discount rate assumes member and employer contributions will be made at the statutory contribution rates in accordance with rate increases described above. For this purpose, only employer contributions that are intended to fund benefits of current plan members and their beneficiaries are included. Projected employer contributions that are intended to fund the service costs of future plan members and their beneficiaries, as well as projected contributions from future plan members, are not included. Based on those assumptions, STRS' fiduciary net position was projected to be available to make all projected future benefit payments to current plan members as of June 30, 2016. Therefore, the long-term expected rate of return on pension plan investments of 7.75 percent was applied to all periods of projected benefit payment to determine the total pension liability as of June 30, 2016.

Sensitivity of the District's Proportionate Share of the Net Pension Liability to Changes in the Discount Rate - The following table presents the District's proportionate share of the net pension liability calculated using the current period discount rate assumption of 7.75 percent, as well as what the District's proportionate share of the net pension liability would be if it were calculated using a discount rate that is one-percentage-point lower (6.75 percent) or one-percentage-point higher (8.75 percent) than the current rate:

	<u>1% Decrease (6.75%)</u>	<u>Current Discount Rate (7.75%)</u>	<u>1% Increase (8.75%)</u>
District's proportionate share of the net pension liability	\$ 11,415,411	\$ 8,589,999	\$ 6,206,598

**BRISTOL LOCAL SCHOOL DISTRICT
TRUMBULL COUNTY, OHIO**

NOTES TO THE BASIC FINANCIAL STATEMENTS
FOR THE FISCAL YEAR ENDED JUNE 30, 2017

NOTE 12 - DEFINED BENEFIT PENSION PLANS - (Continued)

Changes Between Measurement Date and Report Date - In March 2017, the STRS Board adopted certain assumption changes which will impact their annual actuarial valuation prepared as of June 30, 2017. The most significant change is a reduction in the discount rate from 7.75 percent to 7.45 percent. In April 2017, the STRS Board voted to suspend cost of living adjustments granted on or after July 1, 2017. Although the exact amount of these changes is not known, the overall decrease to District's NPL is expected to be significant.

NOTE 13 - POSTEMPLOYMENT BENEFITS

A. School Employees Retirement System

Health Care Plan Description - The District contributes to the SERS Health Care Fund, administered by SERS for non-certificated retirees and their beneficiaries. For GASB 45 purposes, this plan is considered a cost-sharing, multiple-employer, defined benefit other postemployment benefit (OPEB) plan. The Health Care Plan includes hospitalization and physicians' fees through several types of plans including HMO's, PPO's, Medicare Advantage, and traditional indemnity plans as well as a prescription drug program. The financial report of the Plan is included in the SERS Comprehensive Annual Financial Report which can be obtained on SERS' website at www.ohsers.org under Employers/Audit Resources.

Access to health care for retirees and beneficiaries is permitted in accordance with Section 3309 of the Ohio Revised Code. The Health Care Fund was established and is administered in accordance with Internal Revenue Code Section 105(e). SERS' Retirement Board reserves the right to change or discontinue any health plan or program. Health care is financed through a combination of employer contributions and retiree premiums, copays and deductibles on covered health care expenses, investment returns, and any funds received as a result of SERS' participation in Medicare programs. Active employee members do not contribute to the Health Care Plan. Retirees and their beneficiaries are required to pay a health care premium that varies depending on the plan selected, number of qualified years of service, Medicare eligibility and retirement status.

Funding Policy - State statute permits SERS to fund the health care benefits through employer contributions. Each year, after the allocation for statutorily required basic benefits, the Retirement Board allocates the remainder of the employer contribution of 14 percent of covered payroll to the Health Care Fund. For fiscal year 2017, none of the employer contribution was allocated to health care. In addition, employers pay a surcharge for employees earning less than an actuarially determined minimum compensation amount, pro-rated according to service credit earned. For fiscal year 2017, this amount was \$23,500. Statutes provide that no employer shall pay a health care surcharge greater than 2 percent of that employer's SERS-covered payroll; nor may SERS collect in aggregate more than 1.5 percent of the total statewide SERS-covered payroll for the health care surcharge. For fiscal year 2017, the District's surcharge obligation was \$13,866.

The District's contributions for health care for the fiscal years ended June 30, 2017, 2016, and 2015 were \$13,866, \$12,940, and \$19,542, respectively. The fiscal year 2017 amount has been reported as pension and postemployment benefits payable. The full amount has been contributed for fiscal years 2016 and 2015.

**BRISTOL LOCAL SCHOOL DISTRICT
TRUMBULL COUNTY, OHIO**

NOTES TO THE BASIC FINANCIAL STATEMENTS
FOR THE FISCAL YEAR ENDED JUNE 30, 2017

NOTE 13 - POSTEMPLOYMENT BENEFITS (Continued)

B. State Teachers Retirement System

Plan Description – The District participates in the cost-sharing multiple-employer defined benefit Health Plan administered by the State Teachers Retirement System of Ohio (STRS) for eligible retirees who participated in the defined benefit or combined pension plans offered by STRS. Ohio law authorizes STRS to offer this plan. Benefits include hospitalization, physicians' fees, prescription drugs and reimbursement of monthly Medicare Part B premiums. The Plan is included in the report of STRS which can be obtained by visiting www.strsoh.org or by calling (888) 227-7877.

Funding Policy - Ohio law authorizes STRS Ohio to offer the Plan and gives the Retirement Board authority over how much, if any, of the health care costs will be absorbed by STRS Ohio. Active employee members do not contribute to the Plan. All benefit recipients pay a monthly premium.

Under Ohio law, funding for post-employment health care may be deducted from employer contributions. For 2017, STRS Ohio did not allocate any employer contributions to the Health Care Stabilization Fund. The District's did not make any contributions for health care for the fiscal years ended June 30, 2017, 2016 and 2015.

NOTE 14 - BUDGETARY BASIS OF ACCOUNTING

While reporting financial position, results of operations, and changes in fund balance on the basis of accounting principles generally accepted in the United States of America (GAAP), the budgetary basis as provided by law is based upon accounting for certain transactions on a basis of cash receipts and disbursements.

The statement of revenue, expenditures and changes in fund balance - budget and actual (non-GAAP budgetary basis) presented for the general fund is presented on the budgetary basis to provide a meaningful comparison of actual results with the budget. The major differences between the budget basis and the GAAP basis are that:

- (a) Revenues and other financing sources are recorded when received in cash (budget basis) as opposed to when susceptible to accrual (GAAP basis);
- (b) Expenditures and other financing uses are recorded when paid in cash (budget basis) as opposed to when the liability is incurred (GAAP basis);
- (c) In order to determine compliance with Ohio law, and to reserve that portion of the applicable appropriation, total outstanding encumbrances (budget basis) are recorded as the equivalent of an expenditure, as opposed to assigned or committed fund balance for that portion of outstanding encumbrances not already recognized as an account payable (GAAP basis);
- (d) Advances-in and advances-out are operating transactions (budget basis) as opposed to balance sheet transactions (GAAP basis); and,
- (e) Some funds are included in the general fund (GAAP basis), but have separate legally adopted budgets (budget basis).

**BRISTOL LOCAL SCHOOL DISTRICT
TRUMBULL COUNTY, OHIO**

NOTES TO THE BASIC FINANCIAL STATEMENTS
FOR THE FISCAL YEAR ENDED JUNE 30, 2017

NOTE 14- BUDGETARY BASIS OF ACCOUNTING - (Continued)

The adjustments necessary to convert the results of operations for the year on the budget basis to the GAAP basis for the general fund is as follows:

Net Change in Fund Balance

	<u>General fund</u>
Budget basis	\$ (56,700)
Net adjustment for revenue accruals	(35,134)
Net adjustment for expenditure accruals	(98,957)
Net adjustment for other sources/uses	71,227
Funds budgeted elsewhere	91,418
Adjustment for encumbrances	83,337
GAAP basis	<u>\$ 55,191</u>

Certain funds that are legally budgeted in separate special revenue funds are considered part of the general fund on a GAAP basis. This includes the uniform school supplies fund, emergency levy fund, public school support fund and District agency fund.

NOTE 15 - CONTINGENCIES

A. Grants

The District receives significant financial assistance from numerous federal, State and local agencies in the form of grants. The disbursement of funds received under these programs generally requires compliance with terms and conditions specified in the grant agreements and are subject to audit by the grantor agencies. Any disallowed claims resulting from such audits could become a liability of the District. However, in the opinion of management, any such disallowed claims will not have a material effect on the financial position of the District.

B. Litigation

The District is involved in no material litigation as either plaintiff or defendant.

C. Foundation Funding

District Foundation funding is based on the annualized full-time equivalent (FTE) enrollment of each student. Effective for the 2015-2016 school year, traditional Districts must comply with minimum hours of instruction, instead of a minimum number of school days each year. The funding formula the Ohio Department of Education (ODE) is legislatively required to follow will continue to adjust as enrollment information is updated by the District, which can extend past the fiscal year-end. As of the date of this report, ODE has not finalized the impact of enrollment adjustments to the June 30, 2017 Foundation funding for the District; therefore, the financial statement impact is not determinable at this time. ODE and management believe this will result in either a receivable to or liability of the District.

**BRISTOL LOCAL SCHOOL DISTRICT
TRUMBULL COUNTY, OHIO**

NOTES TO THE BASIC FINANCIAL STATEMENTS
FOR THE FISCAL YEAR ENDED JUNE 30, 2017

NOTE 16 - SET ASIDES

The District is required by State law to annually set-aside certain general fund revenue amounts, as defined by statutory formula, for the acquisition and construction of capital improvements. Amounts not spent by the end of the fiscal year or offset by similarly restricted resources received during the year must be held in cash at fiscal year-end. This amount must be carried forward to be used for the same purpose in future years. Expenditures exceeding the set-aside requirement may not be carried forward to the next fiscal year.

The following cash-basis information describes the change in the fiscal year-end set-aside amount for capital improvements. Disclosure of this information is required by State statute.

	<u>Capital Improvements</u>
Set-aside balance June 30, 2016	\$ -
Current year set-aside requirement	109,873
Current year qualifying expenditures	-
Current year offsets	<u>(150,899)</u>
Total	<u>\$ (41,026)</u>
Balance carried forward to fiscal year 2018	<u>\$ -</u>
Set-aside balance June 30, 2017	<u>\$ -</u>

During fiscal year 1998, the District issued \$2,333,870 in capital related school improvement bonds. These proceeds may be used to reduce capital acquisition below zero for future years. The District is responsible for tracking the amount of the bond proceeds that may be used as an offset in future periods, which was \$1,738,309 at June 30, 2017.

NOTE 17 - OTHER COMMITMENTS

The District utilizes encumbrance accounting as part of its budgetary controls. Encumbrances outstanding at year end may be reported as part of restricted, committed, or assigned classifications of fund balance. At year end, the District's commitments for encumbrances in the governmental funds were as follows:

<u>Fund Type</u>	<u>Year-End Encumbrances</u>
General	\$ 61,855
Nonmajor governmental	<u>3,671</u>
Total	<u>\$ 65,526</u>

This page intentionally left blank.

REQUIRED SUPPLEMENTARY INFORMATION

**BRISTOL LOCAL SCHOOL DISTRICT
TRUMBULL COUNTY, OHIO**

SCHEDULES OF REQUIRED SUPPLEMENTARY INFORMATION

SCHEDULE OF THE DISTRICT'S PROPORTIONATE SHARE OF
THE NET PENSION LIABILITY
SCHOOL EMPLOYEES RETIREMENT SYSTEM (SERS) OF OHIO

LAST FOUR FISCAL YEARS

	<u>2017</u>	<u>2016</u>	<u>2015</u>	<u>2014</u>
District's proportion of the net pension liability	0.02473140%	0.02596250%	0.02563900%	0.02563900%
District's proportionate share of the net pension liability	\$ 1,810,110	\$ 1,481,445	\$ 1,297,575	\$ 1,524,669
District's covered-employee payroll	\$ 753,579	\$ 781,608	\$ 745,007	\$ 764,184
District's proportionate share of the net pension liability as a percentage of its covered-employee payroll	240.20%	189.54%	174.17%	199.52%
Plan fiduciary net position as a percentage of the total pension liability	62.98%	69.16%	71.70%	65.52%

Note: Information prior to fiscal year 2014 was unavailable. Schedule is intended to show information for 10 years. Additional years will be displayed as they become available.

Amounts presented for each fiscal year were determined as of the District's measurement date which is the prior year-end.

**BRISTOL LOCAL SCHOOL DISTRICT
TRUMBULL COUNTY, OHIO**

SCHEDULES OF REQUIRED SUPPLEMENTARY INFORMATION

SCHEDULE OF THE DISTRICT'S PROPORTIONATE SHARE OF
THE NET PENSION LIABILITY
STATE TEACHERS RETIREMENT SYSTEM (STRS) OF OHIO

LAST FOUR FISCAL YEARS

	<u>2017</u>	<u>2016</u>	<u>2015</u>	<u>2014</u>
District's proportion of the net pension liability	0.02566246%	0.02579498%	0.02626187%	0.02626187%
District's proportionate share of the net pension liability	\$ 8,589,999	\$ 7,128,978	\$ 6,387,796	\$ 7,609,100
District's covered-employee payroll	\$ 2,710,271	\$ 2,720,350	\$ 2,683,238	\$ 2,756,515
District's proportionate share of the net pension liability as a percentage of its covered-employee payroll	316.94%	262.06%	238.06%	276.04%
Plan fiduciary net position as a percentage of the total pension liability	66.80%	72.10%	74.70%	69.30%

Note: Information prior to fiscal year 2014 was unavailable. Schedule is intended to show information for 10 years. Additional years will be displayed as they become available.

Amounts presented for each fiscal year were determined as of the District's measurement date which is the prior year-end.

**BRISTOL LOCAL SCHOOL DISTRICT
TRUMBULL COUNTY, OHIO**

SCHEDULES OF REQUIRED SUPPLEMENTARY INFORMATION

SCHEDULE OF DISTRICT CONTRIBUTIONS
SCHOOL EMPLOYEES RETIREMENT SYSTEM (SERS) OF OHIO

LAST TEN FISCAL YEARS

	<u>2017</u>	<u>2016</u>	<u>2015</u>	<u>2014</u>	<u>2013</u>
Contractually required contribution	\$ 109,584	\$ 105,501	\$ 103,016	\$ 103,258	\$ 105,763
Contributions in relation to the contractually required contribution	<u>(109,584)</u>	<u>(105,501)</u>	<u>(103,016)</u>	<u>(103,258)</u>	<u>(105,763)</u>
Contribution deficiency (excess)	<u>\$ -</u>	<u>\$ -</u>	<u>\$ -</u>	<u>\$ -</u>	<u>\$ -</u>
District's covered-employee payroll	\$ 782,743	\$ 753,579	\$ 781,608	\$ 745,007	\$ 764,184
Contributions as a percentage of covered-employee payroll	14.00%	14.00%	13.18%	13.86%	13.84%

<u>2012</u>	<u>2011</u>	<u>2010</u>	<u>2009</u>	<u>2008</u>
\$ 102,819	\$ 98,808	\$ 95,762	\$ 66,856	\$ 63,810
<u>(102,819)</u>	<u>(98,808)</u>	<u>(95,762)</u>	<u>(66,856)</u>	<u>(63,810)</u>
<u>\$ -</u>	<u>\$ -</u>	<u>\$ -</u>	<u>\$ -</u>	<u>\$ -</u>
\$ 764,454	\$ 786,062	\$ 707,253	\$ 679,431	\$ 649,796
13.45%	12.57%	13.54%	9.84%	9.82%

**BRISTOL LOCAL SCHOOL DISTRICT
TRUMBULL COUNTY, OHIO**

SCHEDULES OF REQUIRED SUPPLEMENTARY INFORMATION

SCHEDULE OF DISTRICT CONTRIBUTIONS
STATE TEACHERS RETIREMENT SYSTEM (STRS) OF OHIO

LAST TEN FISCAL YEARS

	<u>2017</u>	<u>2016</u>	<u>2015</u>	<u>2014</u>	<u>2013</u>
Contractually required contribution	\$ 394,661	\$ 379,438	\$ 380,849	\$ 348,821	\$ 358,347
Contributions in relation to the contractually required contribution	<u>(394,661)</u>	<u>(379,438)</u>	<u>(380,849)</u>	<u>(348,821)</u>	<u>(358,347)</u>
Contribution deficiency (excess)	<u>\$ -</u>	<u>\$ -</u>	<u>\$ -</u>	<u>\$ -</u>	<u>\$ -</u>
District's covered-employee payroll	\$ 2,819,007	\$ 2,710,271	\$ 2,720,350	\$ 2,683,238	\$ 2,756,515
Contributions as a percentage of covered-employee payroll	14.00%	14.00%	14.00%	13.00%	13.00%

<u>2012</u>	<u>2011</u>	<u>2010</u>	<u>2009</u>	<u>2008</u>
\$ 365,528	\$ 370,714	\$ 347,345	\$ 348,688	\$ 335,801
<u>(365,528)</u>	<u>(370,714)</u>	<u>(347,345)</u>	<u>(348,688)</u>	<u>(335,801)</u>
<u>\$ -</u>	<u>\$ -</u>	<u>\$ -</u>	<u>\$ -</u>	<u>\$ -</u>
\$ 2,811,754	\$ 2,851,646	\$ 2,671,885	\$ 2,682,215	\$ 2,583,085
13.00%	13.00%	13.00%	13.00%	13.00%

**BRISTOL LOCAL SCHOOL DISTRICT
TRUMBULL COUNTY, OHIO**

NOTES TO REQUIRED SUPPLEMENTARY INFORMATION
FOR THE FISCAL YEAR ENDED JUNE 30, 2017

SCHOOL EMPLOYEES RETIREMENT SYSTEM (SERS) OF OHIO

Changes in benefit terms : There were no changes in benefit terms from the amounts reported for fiscal years 2014-2017.

Changes in assumptions : There were no changes in methods and assumptions used in the calculation of actuarial determined contributions for fiscal years 2014-2016. For fiscal year 2017 the following changes of assumptions affected the total pension liability since the prior measurement date: (a) the assumed rate of inflation was reduced from 3.25% to 3.00%, (b) payroll growth assumption was reduced from 4.00% to 3.50%, (c) assumed real wage growth was reduced from 0.75% to 0.50%, (d) Rates of withdrawal, retirement and disability were updated to reflect recent experience, (e) mortality among active members was updated to RP-2014 Blue Collar Mortality Table with fully generational projection and a five year age set-back for both males and females, (f) mortality among service retired members, and beneficiaries was updated to the following RP-2014 Blue Collar Mortality Table with fully generational projection with Scale BB, 120% of male rates, and 110% of female rates and (g) mortality among disable member was updated to RP-2000 Disabled Mortality Table, 90% for male rates and 100% for female rates, set back five years is used for the period after disability retirement.

STATE TEACHERS RETIREMENT SYSTEM (STRS) OF OHIO

Changes in benefit terms : There were no changes in benefit terms from the amounts reported for fiscal years 2014-2017.

Changes in assumptions : There were no changes in methods and assumptions used in the calculation of actuarial determined contributions for fiscal years 2014-2017. See the notes to the basic financials for the methods and assumptions in this calculation.



Julian & Grube, Inc.
Serving Ohio Local Governments

333 County Line Rd. West, Westerville, OH 43082 Phone: 614.846.1899 Fax: 614.846.2799

**Independent Auditor's Report on Internal Control Over Financial Reporting and on
Compliance and Other Matters Required by *Government Auditing Standards***

Bristol Local School District
Trumbull County
1845 Greenville Road
Bristolville, Ohio 44402

To the Board of Education:

We have audited in accordance with auditing standards generally accepted in the United States and the Comptroller General of the United States' *Government Auditing Standards*, the financial statements of the governmental activities, its major fund, and the aggregate remaining fund information of Bristol Local School District, Trumbull County, Ohio, as of and for the fiscal year ended June 30, 2017, and the related notes to the financial statements, which collectively comprise the Bristol Local School District's basic financial statements and have issued our report thereon dated October 25, 2017.

Internal Control Over Financial Reporting

As part of our financial statement audit, we considered the Bristol Local School District's internal control over financial reporting (internal control) to determine the audit procedures appropriate in the circumstances to the extent necessary to support our opinions on the financial statements, but not to the extent necessary to opine on the effectiveness of the Bristol Local School District's internal control. Accordingly, we have not opined on it.

A *deficiency in internal control* exists when the design or operation of a control does not allow management or employees, when performing their assigned functions, to prevent, or detect and timely correct misstatements. A *material weakness* is a deficiency, or combination of internal control deficiencies resulting in a reasonable possibility that internal control will not prevent or detect and timely correct a material misstatement of the Bristol Local School District's financial statements. A *significant deficiency* is a deficiency, or a combination of deficiencies, in internal control that is less severe than a material weakness, yet important enough to merit attention by those charged with governance.

Our consideration of internal control was for the limited purpose described in the first paragraph of this section and was not designed to identify all internal control deficiencies that might be material weaknesses or significant deficiencies. Given these limitations, we did not identify any deficiencies in internal control that we consider material weaknesses. However, unidentified material weaknesses may exist.

Board of Education
Bristol Local School District

Compliance and Other Matters

As part of reasonably assuring whether the Bristol Local School District's financial statements are free of material misstatements, we tested its compliance with certain provisions of laws, regulations, contracts, and grant agreements, noncompliance with which could directly and materially affect the determination of financial statement amounts. However, opining on compliance with those provisions was not an objective of our auditing and accordingly, we do not express an opinion. The results of our tests disclosed no instances of noncompliance or other matters we must report under *Government Auditing Standards*.

Purpose of this Report

This report only describes the scope of our internal control and compliance testing and our testing results, and does not opine on the effectiveness of the Bristol Local School District's internal control or on compliance. This report is an integral part of an audit performed under *Government Auditing Standards* in considering the Bristol Local School District's internal control and compliance. Accordingly, this communication is not suitable for any other purpose.

A handwritten signature in cursive script that reads "Julian & Grube, Inc.".

Julian & Grube, Inc.
October 25, 2017



Dave Yost • Auditor of State

BRISTOL LOCAL SCHOOL DISTRICT

TRUMBULL COUNTY

CLERK'S CERTIFICATION

This is a true and correct copy of the report which is required to be filed in the Office of the Auditor of State pursuant to Section 117.26, Revised Code, and which is filed in Columbus, Ohio.

Susan Babbitt

CLERK OF THE BUREAU

**CERTIFIED
FEBRUARY 22, 2018**