



Dave Yost • Auditor of State

**BELPRE CITY SCHOOL DISTRICT
WASHINGTON COUNTY
JUNE 30, 2017**

TABLE OF CONTENTS

TITLE	PAGE
Independent Auditor's Report	1
Prepared by Management:	
Management's Discussion and Analysis	5
Basic Financial Statements:	
Government-wide Financial Statements:	
Statement of Net Position	19
Statement of Activities.....	20
Fund Financial Statements:	
Balance Sheet – Governmental Funds	21
Reconciliation of Total Governmental Fund Balances to Net Position of Governmental Activities.....	22
Statement of Revenues, Expenditures and Changes in Fund Balances – Governmental Funds.....	23
Reconciliation of the Statement of Revenues, Expenditures and Changes in Fund Balances of Governmental Funds to the Statement of Activities	24
Statement of Revenues, Expenditures and Changes in Fund Balance – Budget and Actual (Non-GAAP Budget Basis) – General Fund	25
Statement of Fiduciary Net Position – Fiduciary Funds.....	26
Statement of Changes in Fiduciary Net Position – Fiduciary Fund	27
Notes to the Basic Financial Statements.....	29
Required Supplementary Information:	
Schedule of the District's Proportionate Share of the Net Pension Liability:	
School Employees Retirement System of Ohio – Last Four Fiscal Years.....	66
State Teachers Retirement System of Ohio – Last Four Fiscal Years	67
Schedule of the District's Contributions:	
School Employees Retirement System of Ohio – Last Ten Fiscal Years.....	68
State Teachers Retirement System of Ohio – Last Ten Fiscal Years	70
Notes to the Required Supplementary Information	72
Schedule of Expenditures of Federal Awards	73
Notes to the Schedule of Expenditures of Federal Awards.....	74

**BELPRE CITY SCHOOL DISTRICT
WASHINGTON COUNTY
JUNE 30, 2017**

TABLE OF CONTENTS

TITLE	PAGE
Independent Auditor's Report on Internal Control Over Financial Reporting and on Compliance and Other Matters Required by <i>Government Auditing Standards</i>	75
Independent Auditor's Report on Compliance with Requirements Applicable to the Major Federal Program and on Internal Control Over Compliance Required by the Uniform Guidance.....	77
Schedule of Findings.....	79



Dave Yost • Auditor of State

INDEPENDENT AUDITOR'S REPORT

Belpre City School District
Washington County
2014 Rockland Ave.
Belpre, Ohio 45714-1118

To the Board of Education:

Report on the Financial Statements

We have audited the accompanying financial statements of the governmental activities, each major fund, and the aggregate remaining fund information of the Belpre City School District, Washington County, Ohio (the School District), as of and for the year ended June 30, 2017, and the related notes to the financial statements, which collectively comprise the School District's basic financial statements as listed in the Table of Contents.

Management's Responsibility for the Financial Statements

Management is responsible for preparing and fairly presenting these financial statements in accordance with accounting principles generally accepted in the United States of America; this includes designing, implementing, and maintaining internal control relevant to preparing and fairly presenting financial statements that are free from material misstatement, whether due to fraud or error.

Auditor's Responsibility

Our responsibility is to opine on these financial statements based on our audit. We audited in accordance with auditing standards generally accepted in the United States of America and the financial audit standards in the Comptroller General of the United States' *Government Auditing Standards*. Those standards require us to plan and perform the audit to reasonably assure the financial statements are free from material misstatement.

An audit requires obtaining evidence about financial statement amounts and disclosures. The procedures selected depend on our judgment, including assessing the risks of material financial statement misstatement, whether due to fraud or error. In assessing those risks, we consider internal control relevant to the School District's preparation and fair presentation of the financial statements in order to design audit procedures that are appropriate in the circumstances, but not to the extent needed to opine on the effectiveness of the School District's internal control. Accordingly, we express no opinion. An audit also includes evaluating the appropriateness of management's accounting policies and the reasonableness of their significant accounting estimates, as well as our evaluation of the overall financial statement presentation.

We believe the audit evidence we obtained is sufficient and appropriate to support our audit opinions.

Opinion

In our opinion, the financial statements referred to above present fairly, in all material respects, the respective financial position of the governmental activities, each major fund, and the aggregate remaining fund information of the Belpre City School District, Washington County, Ohio, as of June 30, 2017, and the respective changes in financial position thereof and the budgetary comparison for the General Fund thereof, for the year then ended in accordance with the accounting principles generally accepted in the United States of America.

Other Matters

Required Supplementary Information

Accounting principles generally accepted in the United States of America require this presentation to include *Management's Discussion and Analysis* and schedules of net pension liabilities and pension contributions listed in the Table of Contents, to supplement the basic financial statements. Although this information is not part of the basic financial statements, the Governmental Accounting Standards Board considers it essential for placing the basic financial statements in an appropriate operational, economic, or historical context. We applied certain limited procedures to the required supplementary information in accordance with auditing standards generally accepted in the United States of America, consisting of inquiries of management about the methods of preparing the information and comparing the information for consistency with management's responses to our inquiries, to the basic financial statements, and other knowledge we obtained during our audit of the basic financial statements. We do not opine or provide any assurance on the information because the limited procedures do not provide us with sufficient evidence to opine or provide any other assurance.

Supplementary and Other Information

Our audit was conducted to opine on the School District's basic financial statements taken as a whole.

The Schedule of Expenditures of Federal Award (the Schedule) presents additional analysis as required by Title 2 U.S. Code of Federal Regulations (CFR) Part 200, Uniform Administrative Requirements, Cost Principles, and Audit Requirements for Federal Awards and is not a required part of the financial statements.

The Schedule is management's responsibility, and was derived from and relates directly to the underlying accounting and other records used to prepare the basic financial statements. We subjected this Schedule to the auditing procedures we applied to the basic financial statements. We also applied certain additional procedures, including comparing and reconciling this information directly to the underlying accounting and other records used to prepare the basic financial statements or to the basic financial statements themselves, and other additional procedures in accordance with auditing standards generally accepted in the United States of America. In our opinion, this Schedule is fairly stated in all material respects in relation to the basic financial statements taken as a whole.

Other Reporting Required by Government Auditing Standards

In accordance with *Government Auditing Standards*, we have also issued our report dated February 15, 2018, on our consideration of the School District's internal control over financial reporting and our tests of its compliance with certain provisions of laws, regulations, contracts and grant agreements and other matters. That report describes the scope of our internal control testing over financial reporting and compliance, and the results of that testing, and does not opine on internal control over financial reporting or on compliance. That report is an integral part of an audit performed in accordance with *Government Auditing Standards* in considering the School District's internal control over financial reporting and compliance.

A handwritten signature in black ink that reads "Dave Yost". The signature is written in a cursive style with a large, looping "D" and "Y".

Dave Yost
Auditor of State
Columbus, Ohio

February 15, 2018

This page intentionally left blank.

**BELPRE CITY SCHOOL DISTRICT
WASHINGTON COUNTY, OHIO**

**MANAGEMENT'S DISCUSSION AND ANALYSIS
FOR THE FISCAL YEAR ENDED JUNE 30, 2017**

The management's discussion and analysis of the Belpre City School District's ("the School District") financial performance provides an overall review of the School District's financial activities for the fiscal year ended June 30, 2017. The intent of this discussion and analysis is to look at the School District's financial performance as a whole; readers should also review the basic financial statements and the notes to the basic financial statements to enhance their understanding of the School District's financial performance.

Financial Highlights

Key financial highlights for fiscal year 2017 are as follows:

- In total, net position of governmental activities decreased \$1,303,815.
- General revenues accounted for \$9,438,121 in revenue or 79.02% of all revenues. Program specific revenues in the form of charges for services and sales, grants and contributions accounted for \$2,506,481 or 20.98% of total revenues of \$11,944,602.
- The School District had \$13,248,417 in expenses related to governmental activities; only \$2,506,481 of these expenses were offset by program specific charges for services, grants or contributions. General revenues supporting governmental activities (primarily taxes and unrestricted grants and entitlements) of \$9,438,121 were not adequate to provide for these programs.
- The School District's major governmental fund is the general fund. The general fund had \$10,767,334 in revenues and \$11,073,369 in expenditures and other financing uses. During fiscal year 2017, the general fund's fund balance decreased \$306,035 from a balance of \$1,364,181 to a balance of \$1,058,146.

Using the Basic Financial Statements

This annual report consists of a series of financial statements and notes to those statements. These statements are organized so the reader can understand the School District as a financial whole, an entire operating entity. The statements then proceed to provide an increasingly detailed look at specific financial activities.

The *statement of net position* and *statement of activities* provide information about the activities of the whole School District, presenting both an aggregate view of the School District's finances and a longer-term view of those finances. Fund financial statements provide the next level of detail. For governmental funds, these statements tell how services were financed in the short-term as well as what remains for future spending. The fund financial statements also look at the School District's most significant funds with all other nonmajor funds presented in total in one column. In the case of the School District, the general fund is the most significant fund, and the only governmental fund reported as a major fund.

**BELPRE CITY SCHOOL DISTRICT
WASHINGTON COUNTY, OHIO**

MANAGEMENT'S DISCUSSION AND ANALYSIS
FOR THE FISCAL YEAR ENDED JUNE 30, 2017

Reporting the School District as a Whole

Statement of Net Position and the Statement of Activities

While this document contains the large number of funds used by the School District to provide programs and activities, the view of the School District as a whole looks at all financial transactions and asks the question, "How did we do financially during 2017?" The statement of net position and the statement of activities answer this question. These statements include *all assets, deferred outflows, liabilities, deferred inflows, revenues and expenses* using the *accrual basis of accounting* similar to the accounting used by most private-sector companies. This basis of accounting will take into account all of the current year's revenues and expenses regardless of when cash is received or paid.

These two statements report the School District's *net position* and changes in that position. This change in net position is important because it tells the reader that, for the School District as a whole, the *financial position* of the School District has improved or diminished. The causes of this change may be the result of many factors, some financial, some not. Non-financial factors include the School District's property tax base, current property tax laws in Ohio restricting revenue growth, facility conditions, required educational programs and other factors.

In the statement of net position and the statement of activities, the governmental activities include the School District's programs and services, including instruction, support services, operation and maintenance, pupil transportation, extracurricular activities, and food service operations.

The School District's statement of net position and statement of activities can be found on pages 19-20 of this report.

Reporting the School District's Most Significant Funds

Fund Financial Statements

The analysis of the School District's major governmental funds begins on page 14. Fund financial reports provide detailed information about the School District's major funds. The School District uses many funds to account for a multitude of financial transactions. However, these fund financial statements focus on the School District's most significant funds. The School District's only major governmental fund is the general fund.

Governmental Funds

Most of the School District's activities are reported in governmental funds, which focus on how money flows into and out of those funds and the balances left at year-end available for spending in future periods. These funds are reported using an accounting method called *modified accrual* accounting, which measures cash and all other *financial assets* than can readily be converted to cash. The governmental fund financial statements provide a detailed *short-term* view of the School District's general government operations and the basic services it provides. Governmental fund information helps you determine whether there are more or fewer financial resources that can be spent in the near future to finance educational programs. The relationship (or differences) between governmental *activities* (reported in the statement of net position and the statement of activities) and governmental *funds* is reconciled in the basic financial statements. The basic governmental fund financial statements can be found on pages 21-25 of this report.

**BELPRE CITY SCHOOL DISTRICT
WASHINGTON COUNTY, OHIO**

**MANAGEMENT'S DISCUSSION AND ANALYSIS
FOR THE FISCAL YEAR ENDED JUNE 30, 2017**

Reporting the School District's Fiduciary Responsibilities

The School District is the trustee, or fiduciary, for its scholarship programs. This activity is presented as a private-purpose trust fund. The School District also acts in a trustee capacity as an agent for individuals. These activities are reported in an agency fund. All of the School District's fiduciary activities are reported in separate statements of fiduciary net position and changes in fiduciary net position on pages 26 and 27. These activities are excluded from the School District's other financial statements because the assets cannot be utilized by the School District to finance its operations.

Notes to the Basic Financial Statements

The notes provide additional information that is essential to a full understanding of the data provided in the government-wide and fund financial statements. These notes to the basic financial statements can be found on pages 29-64 of this report.

Required Supplementary Information

In addition to the basic financial statements and accompanying notes, this report also presents certain required supplementary information concerning the School District's net pension liability. The required supplementary information can be found on pages 66 through 72 of this report.

THIS SPACE INTENTIONALLY LEFT BLANK

**BELPRE CITY SCHOOL DISTRICT
WASHINGTON COUNTY, OHIO**

MANAGEMENT'S DISCUSSION AND ANALYSIS
FOR THE FISCAL YEAR ENDED JUNE 30, 2017

The School District as a Whole

The statement of net position provides the perspective of the District as a whole. The table below provides a summary of the School District's net position for 2017 and 2016.

	Net Position - Governmental Activities	
	2017	2016
<u>Assets</u>		
Current and other assets	\$ 6,083,677	\$ 6,228,475
Capital assets, net	6,146,701	6,377,102
Total assets	12,230,378	12,605,577
<u>Deferred outflows of resources</u>		
Pension	3,458,738	1,683,724
Total deferred outflows	3,458,738	1,683,724
<u>Liabilities</u>		
Current liabilities	1,398,829	1,287,999
Long-term liabilities:		
Due within one year	120,873	121,336
Due in more than one year:		
Net pension liability	17,209,723	13,863,134
Other amounts	956,382	1,021,200
Total liabilities	19,685,807	16,293,669
<u>Deferred inflows of resources</u>		
Property taxes	3,402,590	3,247,785
Pensions	-	843,313
Total deferred inflows	3,402,590	4,091,098
<u>Net Position</u>		
Net investment in capital assets	5,522,664	5,669,481
Restricted	62,412	44,227
Unrestricted (deficit)	(12,984,357)	(11,809,174)
Total net position (deficit)	\$ (7,399,281)	\$ (6,095,466)

Net Pension Liability

The School District has adopted GASB Statement 68, "Accounting and Financial Reporting for Pensions—an Amendment of GASB Statement 27," which significantly revised accounting for pension costs and liabilities. For reasons discussed below, many end users of this financial statement will gain a clearer understanding of the School District's actual financial condition by adding deferred inflows related to pension and the net pension liability to the reported net position and subtracting deferred outflows related to pension.

**BELPRE CITY SCHOOL DISTRICT
WASHINGTON COUNTY, OHIO**

MANAGEMENT'S DISCUSSION AND ANALYSIS
FOR THE FISCAL YEAR ENDED JUNE 30, 2017

Governmental Accounting Standards Board standards are national and apply to all government financial reports prepared in accordance with generally accepted accounting principles. When accounting for pension costs, GASB 27 focused on a funding approach. This approach limited pension costs to contributions annually required by law, which may or may not be sufficient to fully fund each plan's *net pension liability*. GASB takes an earnings approach to pension accounting; however, the nature of Ohio's statewide pension systems and state law governing those systems requires additional explanation in order to properly understand the information presented in these statements.

Under the new standards required by GASB 68, the net pension liability equals the School District's proportionate share of each plan's collective:

1. Present value of estimated future pension benefits attributable to active and inactive employees' past service
2. Minus plan assets available to pay these benefits

GASB notes that pension obligations, whether funded or unfunded, are part of the "employment exchange" – that is, the employee is trading his or her labor in exchange for wages, benefits, and the promise of a future pension. GASB noted that the unfunded portion of this pension promise is a present obligation of the government, part of a bargained-for benefit to the employee, and should accordingly be reported by the government as a liability since they received the benefit of the exchange. However, the School District is not responsible for certain key factors affecting the balance of this liability. In Ohio, the employee shares the obligation of funding pension benefits with the employer. Both employer and employee contribution rates are capped by State statute. A change in these caps requires action of both Houses of the General Assembly and approval of the Governor. Benefit provisions are also determined by State statute. The employee enters the employment exchange with the knowledge that the employer's promise is limited not by contract but by law. The employer enters the exchange also knowing that there is a specific, legal limit to its contribution to the pension system. In Ohio, there is no legal means to enforce the unfunded liability of the pension system *as against the public employer*. State law operates to mitigate/lessen the moral obligation of the public employer to the employee, because all parties enter the employment exchange with notice as to the law. The pension system is responsible for the administration of the plan.

Most long-term liabilities have set repayment schedules or, in the case of compensated absences (i.e. sick and vacation leave), are satisfied through paid time-off or termination payments. There is no repayment schedule for the net pension liability. As explained above, changes in pension benefits, contribution rates, and return on investments affect the balance of the net pension liability, but are outside the control of the local government. In the event that contributions, investment returns, and other changes are insufficient to keep up with required pension payments, State statute does not assign/identify the responsible party for the unfunded portion. Due to the unique nature of how the net pension liability is satisfied, this liability is separately identified within the long-term liability section of the statement of net position.

In accordance with GASB 68, the School District's statements prepared on an accrual basis of accounting include an annual pension expense for their proportionate share of each plan's *change* in net pension liability not accounted for as deferred inflows/outflows as well as a net pension liability and related deferred inflows of resources and deferred outflows of resources related to pension.

**BELPRE CITY SCHOOL DISTRICT
WASHINGTON COUNTY, OHIO**

**MANAGEMENT'S DISCUSSION AND ANALYSIS
FOR THE FISCAL YEAR ENDED JUNE 30, 2017**

Analysis of Net Position

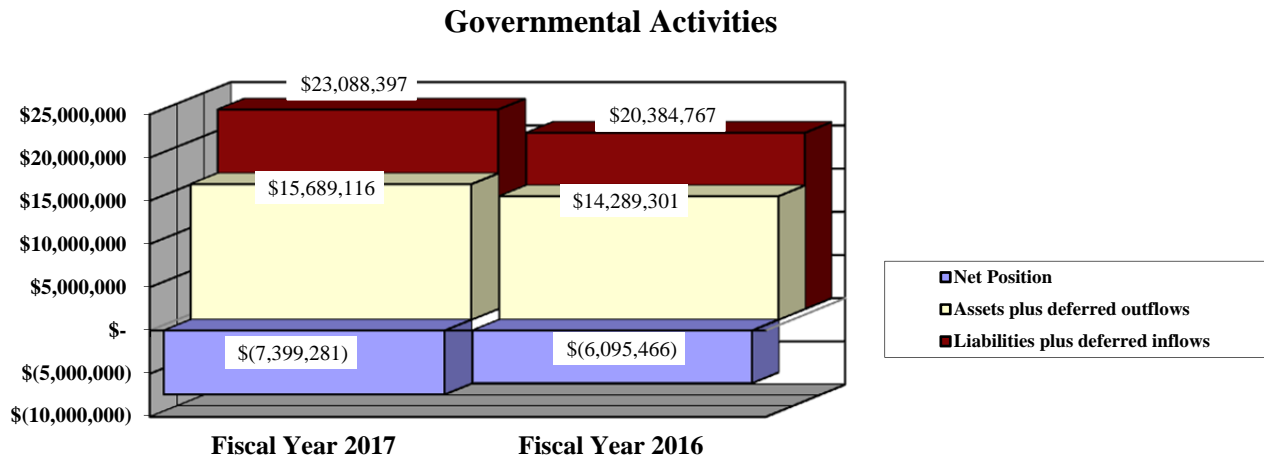
Over time, net position can serve as a useful indicator of a School District's financial position. At June 30, 2017, the School District's liabilities plus deferred inflows of resources exceeded assets and deferred outflows by \$7,399,281.

Current and other assets decreased as cash disbursements exceeded cash receipts in fiscal year 2017 resulting in decreased cash and cash equivalents at year end. Long-term liabilities increased as a result of an increase in the net pension liability discussed above. In relation to its effect on net position, the impact of the increase in the net pension liability is partially offset by an increase in deferred outflows of resources related to pension and a decrease in deferred inflows of resources related to pension. These factors are outside of the control of the School District. The School District contributes its statutorily required contributions to the pension systems; however, it's the pension systems that collect, hold and distribute pensions to School District employees, not the School District.

At year-end, capital assets represented 50.26% of total assets. Capital assets include land, buildings and improvements, furniture and equipment and vehicles. Investment in capital assets at June 30, 2017, was \$5,522,664. These capital assets are used to provide services to the students and are not available for future spending.

A portion of the School District's net position, \$62,412, represents resources that are subject to external restriction on how they may be used. The School District had a remaining balance of unrestricted net position is a deficit of \$12,984,357.

The table below provides a summary of the School District's assets, liabilities and deferred inflows and net position for fiscal years 2017 and 2016:



The table below shows the change in net position for fiscal years 2017 and 2016.

**BELPRE CITY SCHOOL DISTRICT
WASHINGTON COUNTY, OHIO**

MANAGEMENT'S DISCUSSION AND ANALYSIS
FOR THE FISCAL YEAR ENDED JUNE 30, 2017

	Change in Net Position - Governmental Activities	
<u>Revenues</u>	2017	2016
Program revenues:		
Charges for services and sales	\$ 779,312	\$ 699,408
Operating grants and contributions	1,727,169	2,135,200
General revenues:		
Property taxes	3,575,418	3,842,236
Grants and entitlements	5,824,617	5,748,817
Investment earnings	3,346	37,952
Miscellaneous	34,740	106,504
Total revenues	11,944,602	12,570,117
 <u>Expenses</u>		
Program expenses:		
Instruction:		
Regular	5,212,363	4,489,669
Special	2,478,505	1,873,235
Vocational	20	690
Other	36,827	30,774
Support services:		
Pupil	606,365	578,088
Instructional staff	687,217	1,027,452
Board of education	74,063	90,289
Administration	1,133,988	1,102,461
Fiscal	421,421	402,035
Business	2,155	774
Operations and maintenance	1,201,781	1,170,086
Pupil transportation	515,741	496,203
Central	4,419	3,736
Operation of non-instructional services:		
Food service operations	532,830	471,340
Extracurricular activities	322,038	241,086
Interest and fiscal charges	18,684	20,718
Total expenses	13,248,417	11,998,636
Change in net position	(1,303,815)	571,481
Net position (deficit) at beginning of year	(6,095,466)	(6,666,947)
Net position (deficit) at end of year	\$ (7,399,281)	\$ (6,095,466)

Governmental Activities

**BELPRE CITY SCHOOL DISTRICT
WASHINGTON COUNTY, OHIO**

**MANAGEMENT'S DISCUSSION AND ANALYSIS
FOR THE FISCAL YEAR ENDED JUNE 30, 2017**

Net position of the School District's governmental activities decreased \$1,303,815. Total governmental expenses of \$13,248,417 were offset by program revenues of \$2,506,481 and general revenues of \$9,438,121. Program revenues supported 18.92% of the total governmental expenses.

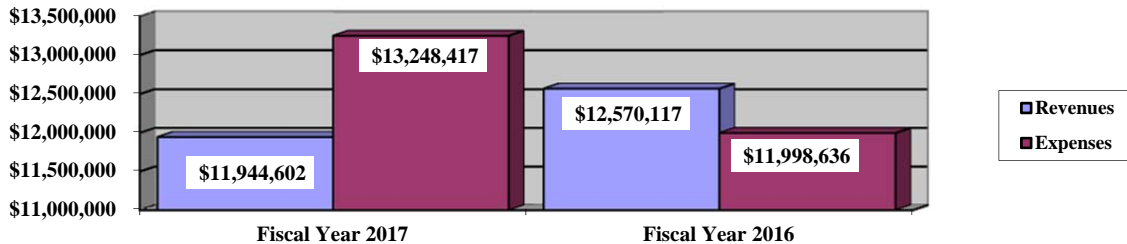
Program revenues consist of charges for services and sales and operating grants and contributions. Charges for services and sales increased due to primarily to increased tuition revenues. Operating grants and contributions decreased primarily due to less Improving Teacher Quality grant funding in fiscal year 2017 versus 2016.

The primary sources of revenue for governmental activities are derived from property taxes and unrestricted grants and entitlements. These revenue sources represent 78.70% of total governmental revenue. Real estate property is reappraised every six years. Property tax revenue decreased due to a reduction in delinquent taxes receivable at June 30, 2017 versus June 30, 2016. Unrestricted grants and entitlements increased due to increased Foundation funding from the State of Ohio. Investment earning decreased due to a decrease in the interest rates earned on School District deposits. Miscellaneous revenues decreased due to fewer refunds and reimbursement being received in fiscal year 2017 versus the prior year.

Overall, expenses increased \$1,249,781 or 10.42% from the prior year. Pension expense was the primary reason for the increase in expenses. Pension expense for fiscal year 2017 was \$1,534,805 compared to \$720,597 for fiscal year 2016. Pension expense is reported as a program expense of the program benefitting from the employee's service. Special instruction expense increased due to increased costs associated with the education of students with special needs. The School District saw increases in operations and maintenance expenses due to repairs and maintenance projects performed on School District facilities and pupil transportation expenses. All other expenses were comparable to prior year.

The graph below presents the School District's governmental activities revenue and expenses for fiscal years 2017 and 2016:

Governmental Activities - Revenues and Expenses



**BELPRE CITY SCHOOL DISTRICT
WASHINGTON COUNTY, OHIO**

MANAGEMENT'S DISCUSSION AND ANALYSIS
FOR THE FISCAL YEAR ENDED JUNE 30, 2017

The statement of activities shows the cost of program services and the charges for services and grants offsetting those services. The following table shows, for governmental activities, the total cost of services and the net cost of services. That is, it identifies the cost of these services supported by tax revenue and unrestricted State grants and entitlements.

Governmental Activities				
	Total Cost of Services <u>2017</u>	Net Cost of Services <u>2017</u>	Total Cost of Services <u>2016</u>	Net Cost of Services <u>2016</u>
Program expenses				
Instruction:				
Regular	\$ 5,212,363	\$ 4,620,394	\$ 4,489,669	\$ 3,826,367
Special	2,478,505	1,260,649	1,873,235	708,178
Vocational	20	(6,480)	690	(1,729)
Other	36,827	24,488	30,774	20,760
Support services:				
Pupil	606,365	584,931	578,088	545,313
Instructional staff	687,217	629,129	1,027,452	686,820
Board of education	74,063	74,063	90,289	90,289
Administration	1,133,988	1,133,988	1,102,461	1,102,461
Fiscal	421,421	421,421	402,035	402,035
Business	2,155	2,155	774	774
Operations and maintenance	1,201,781	1,201,781	1,170,086	1,166,345
Pupil transportation	515,741	515,741	496,203	493,610
Central	4,419	4,419	3,736	3,736
Operation of non-instructional:				
Food service operations	532,830	30,544	471,340	(23,105)
Extracurricular activities	322,038	226,029	241,086	121,456
Interest and fiscal charges	<u>18,684</u>	<u>18,684</u>	<u>20,718</u>	<u>20,718</u>
Total expenses	<u>\$ 13,248,417</u>	<u>\$ 10,741,936</u>	<u>\$ 11,998,636</u>	<u>\$ 9,164,028</u>

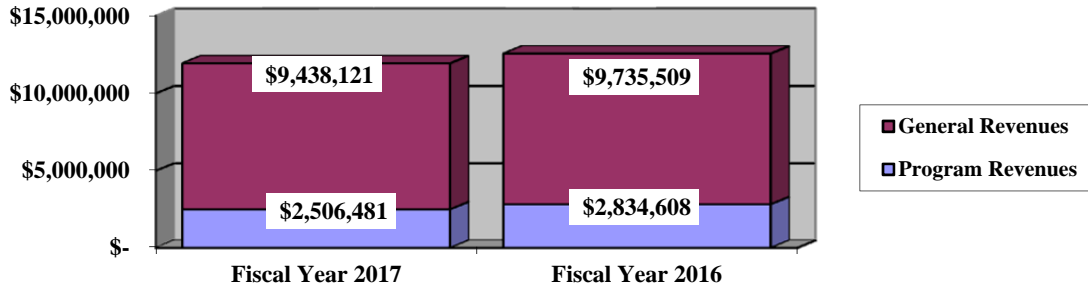
The dependence upon tax and other general revenues for governmental activities is apparent, as 76.34% of instruction activities are supported through taxes and other general revenues. For all governmental activities, general revenue support is 81.08%. The School District's taxpayers and grants and entitlements received from the State of Ohio that are not restricted in use are by far the primary support for the School District's students.

**BELPRE CITY SCHOOL DISTRICT
WASHINGTON COUNTY, OHIO**

MANAGEMENT'S DISCUSSION AND ANALYSIS
FOR THE FISCAL YEAR ENDED JUNE 30, 2017

The graph below presents the School District's governmental activities revenue for fiscal years 2017 and 2016.

Governmental Activities - General and Program Revenues



The School District's Funds

The School District's governmental funds (as presented on page 19) reported a combined fund balance of \$1,098,575 which is less than last year's balance of \$1,358,645. The schedule below indicates the fund balance and the total change in fund balance as of June 30, 2017 and 2016.

	<u>Fund Balance</u> <u>June 30, 2017</u>	<u>Fund Balance</u> <u>June 30, 2016</u>	<u>Increase</u> <u>(Decrease)</u>
General	\$ 1,058,146	\$ 1,364,181	\$ (306,035)
Other Governmental	40,429	(5,536)	45,965
Total	<u>\$ 1,098,575</u>	<u>\$ 1,358,645</u>	<u>\$ (260,070)</u>

**BELPRE CITY SCHOOL DISTRICT
WASHINGTON COUNTY, OHIO**

MANAGEMENT'S DISCUSSION AND ANALYSIS
FOR THE FISCAL YEAR ENDED JUNE 30, 2017

The School District's general fund's fund balance decreased by \$306,035.

	2017 <u>Amount</u>	2016 <u>Amount</u>	Increase/ <u>(Decrease)</u>	Percentage <u>Change</u>
<u>Revenues</u>				
Taxes	\$ 3,715,181	\$ 3,659,833	\$ 55,348	1.51 %
Tuition and fees	563,836	478,651	85,185	17.80 %
Earnings on investments	3,346	37,957	(34,611)	(91.18) %
Intergovernmental	6,417,118	6,325,422	91,696	1.45 %
Other revenues	<u>67,853</u>	<u>128,663</u>	<u>(60,810)</u>	(47.26) %
Total	<u>\$ 10,767,334</u>	<u>\$ 10,630,526</u>	<u>\$ 136,808</u>	1.29 %
<u>Expenditures</u>				
Instruction	\$ 6,525,019	\$ 5,696,076	\$ 828,943	14.55 %
Support services	4,225,273	4,555,390	(330,117)	(7.25) %
Extracurricular activities	176,303	178,959	(2,656)	(1.48) %
Facilities acquisition and construction	-	77,456	(77,456)	(100.00) %
Debt service	<u>102,343</u>	<u>105,133</u>	<u>(2,790)</u>	(2.65) %
Total	<u>\$ 11,028,938</u>	<u>\$ 10,613,014</u>	<u>\$ 415,924</u>	3.92 %

Revenues of the general fund increased \$136,808 or 1.29%. Property tax increased due to an increase in the amount available for advance at year-end from the County Auditor and due to increased valuations of taxable property. The amount collected and available for advance can vary depending upon when tax bills are sent. Tuition and fees increased due to increased open enrollment. Earnings on investment revenue decreased as the interest rates on the School District's depository accounts decreased from the prior year. Intergovernmental revenue increased as the School District received increased Foundation funding from the State of Ohio. Other revenues decreased due to the District receiving less reimbursements and refunds.

Expenditures of the general fund increased \$415,924 or 3.92%. Instruction expenditures are the largest School District expenditures and increased primarily in the area of special instruction due to the increased costs of educating students with special needs. Facilities acquisition and construction costs decreased due to the District not undergoing any construction or improvement projects during the fiscal year.

General Fund Budgeting Highlights

The School District's budget is prepared according to Ohio law and is based on accounting for certain transactions on a basis of cash receipts, disbursements and encumbrances. The most significant budgeted fund is the general fund.

For the general fund, final budgeted revenues and other financing sources were \$11,191,187, which was more than the original budgeted revenues and other financing sources estimate of \$11,061,616. Actual revenues and other financing sources for fiscal year 2017 were \$11,187,395. This represents a \$3,792 decrease from final budgeted revenues.

**BELPRE CITY SCHOOL DISTRICT
WASHINGTON COUNTY, OHIO**

MANAGEMENT'S DISCUSSION AND ANALYSIS
FOR THE FISCAL YEAR ENDED JUNE 30, 2017

General fund original appropriations (appropriated expenditures plus other financing uses) of \$11,362,000 were less than the final appropriations of \$12,093,887. The actual budget basis expenditures and other financing uses for fiscal year 2017 totaled \$11,648,006, which was \$445,881 less than the final budget appropriations.

Capital Assets and Debt Administration

Capital Assets

At the end of fiscal year 2017, the School District had \$6,146,701 invested in land, land improvements buildings and improvements, furniture and equipment and vehicles. This entire amount is reported in governmental activities.

The following table shows June 30, 2017 balances compared to June 30, 2016:

	Capital Assets at June 30 (Net of Depreciation)	
	<u>Governmental Activities</u>	
	<u>2017</u>	<u>2016</u>
Land	\$ 1,232,814	\$ 1,232,814
Land improvements	332,986	346,668
Building and improvements	3,283,194	3,392,365
Furniture and equipment	769,523	832,100
Vehicles	<u>528,184</u>	<u>573,155</u>
Total	<u>\$ 6,146,701</u>	<u>\$ 6,377,102</u>

The overall decrease in capital assets of \$230,401 is primarily due to depreciation expense of \$288,288 and net disposal of capital assets of \$1,720 exceeding capital asset additions of \$59,607 for fiscal year 2017.

See Note 8 to the basic financial statements for additional information on the School District's capital assets.

Debt Administration

At June 30, 2017, the School District had \$470,000 in energy conservation bond obligations and \$142,800 in school bus notes. Of this total, \$82,600 is due within one year and \$530,200 is due in greater than one year. The following table summarizes the debt outstanding.

	Outstanding Debt, at Year End	
	Governmental Activities <u>2017</u>	Governmental Activities <u>2016</u>
Energy conservation bond obligations	\$ 470,000	\$ 505,000
Bus notes	<u>142,800</u>	<u>190,400</u>
Total	<u>\$ 612,800</u>	<u>\$ 695,400</u>

**BELPRE CITY SCHOOL DISTRICT
WASHINGTON COUNTY, OHIO**

**MANAGEMENT'S DISCUSSION AND ANALYSIS
FOR THE FISCAL YEAR ENDED JUNE 30, 2017**

At June 30, 2017, the School District's overall legal debt margin was \$16,118,573 and the unvoted debt margin was \$179,095. See Note 9 to the basic financial statements for additional information on the School District's debt administration.

Current Financial Related Activities

The Board of Education and administration closely monitor revenues and expenditures in accordance with its financial forecast and work to prudently utilize, efficiently and effectively, the tax dollars and other resources available.

The School District faces many challenges in today's environment and does not anticipate any meaningful growth in State revenue due to uncertainties surrounding the State budget and the State's unwillingness to adequately support school districts with higher property valuations per pupil. The School District relies heavily on its taxpayers to support its operations. The voters renewed a 10 year emergency levy in November 2014.

Based upon the current financial situation, with the renewal of the Emergency Levy, the School District will be able to maintain financial stability through 2019 by trimming expenses and living within the means provided. During fiscal year 2014 the Board undertook a House Bill 264 Energy Conservation Program Project to provide savings and improve facilities for the staff and students. Upon reviewing the School District's five-year forecast, deficit spending is projected in every forecasted year after fiscal year 2015 and will erode the cash balance by fiscal year 2019.

The School District is reviewing current programs and will use attrition as much as possible to reduce future costs.

The School District negotiated new contracts in fiscal year 2018 for certified staff. Negotiations with the classified staff are still ongoing but are expected to be completed this fiscal year. The district is not in a position to certify the union contracts for any longer than one year at this point so they will expire in 2019. A local tax levy will be required to maintain district solvency.

Contacting the School District's Financial Management

This financial report is designed to provide our citizens, taxpayers, and investors and creditors with a general overview of the School District's finances and to show the School District's accountability for the money it receives. If you have any questions about this report or need additional financial information, contact Lance Erlwein at Belpre City School District, 2014 Rockland Avenue, Belpre, Ohio 45714.

This page intentionally left blank.

**BELPRE CITY SCHOOL DISTRICT
WASHINGTON COUNTY, OHIO**

STATEMENT OF NET POSITION
JUNE 30, 2017

	Governmental Activities
Assets:	
Equity in pooled cash and cash equivalents.	\$ 2,003,319
Investments.	2,500
Receivables:	
Property taxes	3,876,065
Accounts.	3,889
Intergovernmental	154,448
Prepayments	20,710
Materials and supplies inventory.	19,776
Inventory held for resale.	2,970
Capital assets:	
Nondepreciable capital assets	1,232,814
Depreciable capital assets, net.	4,913,887
Capital assets, net	6,146,701
Total assets.	12,230,378
 Deferred outflows of resources:	
Pension - STRS	2,623,981
Pension - SERS	834,757
Total deferred outflows of resources	3,458,738
 Liabilities:	
Accounts payable.	76,182
Accrued wages and benefits payable	989,052
Intergovernmental payable	171,539
Pension and postemployment benefits payable.	161,270
Accrued interest payable	786
Long-term liabilities:	
Due within one year.	120,873
Due in more than one year:	
Net pension liability	17,209,723
Other amounts due in more than one year	956,382
Total liabilities	19,685,807
 Deferred inflows of resources:	
Property taxes levied for the next fiscal year.	3,402,590
Pension - STRS.	-
Pension - SERS.	-
Total deferred inflows of resources	3,402,590
 Net position:	
Net investment in capital assets	5,522,664
Restricted for:	
Permanent fund - nonexpendable	4,484
State funded programs.	6,531
Federally funded programs	9,688
Student activities	30,630
Other purposes	11,079
Unrestricted (deficit)	(12,984,357)
Total net position (deficit)	\$ (7,399,281)

SEE ACCOMPANYING NOTES TO THE BASIC FINANCIAL STATEMENTS.

**BELPRE CITY SCHOOL DISTRICT
WASHINGTON COUNTY, OHIO**

STATEMENT OF ACTIVITIES
FOR THE FISCAL YEAR ENDED JUNE 30, 2017

	Expenses	Program Revenues		Net (Expense)
		Charges for Services and Sales	Operating Grants and Contributions	Revenue and Changes in Net Position in Governmental Activities
Governmental activities:				
Instruction:				
Regular	\$ 5,212,363	\$ 525,093	\$ 66,876	\$ (4,620,394)
Special	2,478,505	53,657	1,164,199	(1,260,649)
Vocational	20	-	6,500	6,480
Other	36,827	-	12,339	(24,488)
Support services:				
Pupil.	606,365	18,199	3,235	(584,931)
Instructional staff	687,217	-	58,088	(629,129)
Board of education	74,063	-	-	(74,063)
Administration.	1,133,988	-	-	(1,133,988)
Fiscal.	421,421	-	-	(421,421)
Business.	2,155	-	-	(2,155)
Operations and maintenance	1,201,781	-	-	(1,201,781)
Pupil transportation.	515,741	-	-	(515,741)
Central	4,419	-	-	(4,419)
Operation of non-instructional services:				
Food service operations	532,830	92,763	409,523	(30,544)
Extracurricular activities.	322,038	89,600	6,409	(226,029)
Interest and fiscal charges	18,684	-	-	(18,684)
Total governmental activities	\$ 13,248,417	\$ 779,312	\$ 1,727,169	(10,741,936)

General revenues:

Property taxes levied for:	
General purposes	3,575,418
Grants and entitlements not restricted to specific programs	5,824,617
Investment earnings	3,346
Miscellaneous	34,740
Total general revenues	9,438,121
Change in net position	(1,303,815)
Net position (deficit) at beginning of year	(6,095,466)
Net position (deficit) at end of year.	\$ (7,399,281)

SEE ACCOMPANYING NOTES TO THE BASIC FINANCIAL STATEMENTS.

**BELPRE CITY SCHOOL DISTRICT
WASHINGTON COUNTY, OHIO**

BALANCE SHEET
GOVERNMENTAL FUNDS
JUNE 30, 2017

	General	Nonmajor Governmental Funds	Total Governmental Funds
Assets:			
Equity in pooled cash and cash equivalents . . .	\$ 1,783,753	\$ 219,566	\$ 2,003,319
Investments	-	2,500	2,500
Receivables:			
Property taxes	3,876,065	-	3,876,065
Accounts	3,889	-	3,889
Interfund loans	126,006	-	126,006
Intergovernmental	38,919	115,529	154,448
Prepayments	20,107	603	20,710
Materials and supplies inventory	18,362	1,414	19,776
Inventory held for resale	-	2,970	2,970
Total assets	5,867,101	342,582	6,209,683
Liabilities:			
Accounts payable	62,255	13,927	76,182
Accrued wages and benefits payable	864,777	124,275	989,052
Compensated absences payable	23	-	23
Intergovernmental payable	170,203	1,336	171,539
Pension and postemployment benefits payable	150,912	10,358	161,270
Interfund loans payable	-	126,006	126,006
Total liabilities	1,248,170	275,902	1,524,072
Deferred inflows of resources:			
Property taxes levied for the next fiscal year . . .	3,402,590	-	3,402,590
Delinquent property tax revenue not available . . .	156,353	-	156,353
Intergovernmental revenue not available	1,842	26,251	28,093
Total deferred inflows of resources	3,560,785	26,251	3,587,036
Fund balances:			
Nonspendable:			
Materials and supplies inventory	18,362	1,414	19,776
Prepays	20,107	603	20,710
Permanent fund	-	4,484	4,484
Unclaimed monies	2,004	-	2,004
Restricted:			
Food service operations	-	16,109	16,109
Targeted academic assistance	-	1,953	1,953
Other purposes	-	6,840	6,840
Extracurricular	-	30,630	30,630
Committed:			
Capital improvements	-	5,079	5,079
Assigned:			
Student instruction	17,697	-	17,697
Student and staff support	65,030	-	65,030
Extracurricular activities	14,392	-	14,392
Facilities acquisition and construction	2,388	-	2,388
Subsequent year's appropriations	628,934	-	628,934
Unassigned (deficit)	289,232	(26,683)	262,549
Total fund balances (deficit)	1,058,146	40,429	1,098,575
Total liabilities, deferred inflows and fund balances	\$ 5,867,101	\$ 342,582	\$ 6,209,683

SEE ACCOMPANYING NOTES TO THE BASIC FINANCIAL STATEMENTS.

**BELPRE CITY SCHOOL DISTRICT
WASHINGTON COUNTY, OHIO**

RECONCILIATION OF TOTAL GOVERNMENTAL FUND BALANCES TO
NET POSITION OF GOVERNMENTAL ACTIVITIES
JUNE 30, 2017

Total governmental fund balances		\$ 1,098,575
<i>Amounts reported for governmental activities on the statement of net position are different because:</i>		
Capital assets used in governmental activities are not financial resources and therefore are not reported in the funds.		6,146,701
Other long-term assets are not available to pay for current-period expenditures and therefore are deferred inflows in the funds.		
Delinquent property taxes receivable	\$ 156,353	
Intergovernmental receivable	28,093	
Total	184,446	184,446
Unamortized premiums on bonds issued are not recognized in the funds.		(11,237)
The net pension liability is not due and payable in the current period; therefore, liability and related deferred inflows are not reported in governmental funds.		
Deferred outflows - Pension	3,458,738	
Net pension liability	(17,209,723)	
Total	(13,750,985)	(13,750,985)
Accrued interest payable is not due and payable in the current period and therefore is not reported in the funds.		(786)
Long-term liabilities, including bonds and notes payable, are not due and payable in the current period and therefore are not reported in the funds.		
Energy conservation bonds	(470,000)	
Bus notes	(142,800)	
Compensated absences	(453,195)	
Total	(1,065,995)	(1,065,995)
Net position of governmental activities		\$ (7,399,281)

SEE ACCOMPANYING NOTES TO THE BASIC FINANCIAL STATEMENTS.

**BELPRE CITY SCHOOL DISTRICT
WASHINGTON COUNTY, OHIO**

STATEMENT OF REVENUES, EXPENDITURES AND CHANGES IN FUND BALANCES
GOVERNMENTAL FUNDS
FOR THE FISCAL YEAR ENDED JUNE 30, 2017

	General	Nonmajor Governmental Funds	Total Governmental Funds
Revenues:			
From local sources:			
Property taxes	\$ 3,715,181	\$ -	\$ 3,715,181
Tuition	563,836	-	563,836
Earnings on investments	3,346	70	3,416
Charges for services	-	92,763	92,763
Extracurricular	18,199	89,600	107,799
Classroom materials and fees	14,914	-	14,914
Other local revenues	34,740	6,591	41,331
Intergovernmental - state	6,402,841	36,698	6,439,539
Intergovernmental - federal	14,277	1,099,878	1,114,155
Total revenues	10,767,334	1,325,600	12,092,934
Expenditures:			
Current:			
Instruction:			
Regular	4,747,301	64,986	4,812,287
Special	1,754,247	564,537	2,318,784
Other	23,471	11,960	35,431
Support services:			
Pupil	553,151	1,715	554,866
Instructional staff	586,583	58,876	645,459
Board of education	72,842	-	72,842
Administration	1,047,674	-	1,047,674
Fiscal	403,336	-	403,336
Business	2,155	-	2,155
Operations and maintenance	1,121,873	-	1,121,873
Pupil transportation	433,618	2,154	435,772
Central	4,041	-	4,041
Operation of non-instructional services:			
Food service operations	-	507,451	507,451
Extracurricular activities	176,303	112,387	288,690
Debt service:			
Principal retirement	82,600	-	82,600
Interest and fiscal charges	19,743	-	19,743
Total expenditures	11,028,938	1,324,066	12,353,004
Excess of revenues over (under) expenditures	(261,604)	1,534	(260,070)
Other financing sources (uses):			
Transfers in	-	44,431	44,431
Transfers (out)	(44,431)	-	(44,431)
Total other financing sources (uses)	(44,431)	44,431	-
Net change in fund balances	(306,035)	45,965	(260,070)
Fund balances (deficit) at beginning of year	1,364,181	(5,536)	1,358,645
Fund balances (deficit) at end of year	\$ 1,058,146	\$ 40,429	\$ 1,098,575

SEE ACCOMPANYING NOTES TO THE BASIC FINANCIAL STATEMENTS.

**BELPRE CITY SCHOOL DISTRICT
WASHINGTON COUNTY, OHIO**

RECONCILIATION OF THE STATEMENT OF REVENUES, EXPENDITURES
AND CHANGES IN FUND BALANCES OF GOVERNMENTAL FUNDS
TO THE STATEMENT OF ACTIVITIES
FOR THE FISCAL YEAR ENDED JUNE 30, 2017

Net change in fund balances - total governmental funds	\$	(260,070)
<i>Amounts reported for governmental activities in the statement of activities are different because:</i>		
Governmental funds report capital outlays as expenditures. However, in the statement of activities, the cost of those assets is allocated over their estimated useful lives as depreciation expense.		
Capital asset additions	\$ 59,607	
Current year depreciation	(288,288)	
Total		(228,681)
The net effect of various miscellaneous transactions involving capital assets (i.e., sales, disposals, trade-ins, and donations) is to decrease net position.		
		(1,720)
Revenues in the statement of activities that do not provide current financial resources are not reported as revenues in the funds.		
Delinquent property tax revenue	(139,763)	
Intergovernmental	(8,569)	
Total		(148,332)
Repayment of bond principal is an expenditure in the governmental funds, but the repayment reduces long-term liabilities on the statement of net position. Principal payments during the year were:		
		82,600
Contractually required pension contributions are reported as expenditures in governmental funds; however, the statement of activities reports these amounts as deferred outflows.		
		806,543
Except for amounts reported as deferred inflows/outflows, changes in the net pension liability are reported as pension expense in the statement of activities.		
		(1,534,805)
In the statement of activities, interest is accrued on outstanding bonds, whereas in governmental funds, an interest expenditure is reported when due. The following items resulted in less interest being reported in the statement of activities:		
Decrease in accrued interest payable	75	
Amortization of bond premiums	984	
Total		1,059
Some expenses reported in the statement of activities, such as compensated absences, do not require the use of current financial resources and therefore are not reported as expenditures in governmental funds.		
		(20,409)
Change in net position of governmental activities	\$	(1,303,815)

SEE ACCOMPANYING NOTES TO THE BASIC FINANCIAL STATEMENTS.

**BELPRE CITY SCHOOL DISTRICT
WASHINGTON COUNTY, OHIO**

STATEMENT OF REVENUES, EXPENDITURES AND CHANGES IN
FUND BALANCE - BUDGET AND ACTUAL (NON-GAAP BUDGETARY BASIS)
GENERAL FUND
FOR THE FISCAL YEAR ENDED JUNE 30, 2017

	<u>Budgeted Amounts</u>			Variance with Final Budget Positive (Negative)
	<u>Original</u>	<u>Final</u>	<u>Actual</u>	
Revenues:				
From local sources:				
Property taxes	\$ 4,737,982	\$ 3,698,097	\$ 3,697,939	\$ (158)
Tuition	509,079	563,874	563,836	(38)
Earnings on investments	37,720	4,039	3,346	(693)
Classroom materials and fees	12,938	14,883	14,913	30
Rental income	40	40	-	(40)
Other local revenues	132,568	32,993	34,740	1,747
Intergovernmental - state	5,577,207	6,527,344	6,522,707	(4,637)
Intergovernmental - federal	46,420	14,278	14,277	(1)
Total revenues	<u>11,053,954</u>	<u>10,855,548</u>	<u>10,851,758</u>	<u>(3,790)</u>
Expenditures:				
Current:				
Instruction:				
Regular	5,102,858	4,955,088	4,768,465	186,623
Special	1,526,856	1,839,974	1,769,544	70,430
Other	18,139	35,190	35,172	18
Support services:				
Pupil	640,918	592,629	549,775	42,854
Instructional staff	533,724	629,414	593,359	36,055
Board of education	100,861	84,453	80,604	3,849
Administration	1,202,355	1,125,150	1,097,198	27,952
Fiscal	333,571	430,777	418,271	12,506
Business	1,253	2,389	2,155	234
Operations and maintenance	1,194,130	1,167,922	1,134,525	33,397
Pupil transportation	477,679	469,056	443,111	25,945
Central	5,022	4,401	4,393	8
Extracurricular activities	202,595	185,576	179,572	6,004
Debt service:				
Principal	18,174	84,400	84,394	6
Interest and fiscal charges	3,865	17,949	17,949	-
Total expenditures	<u>11,362,000</u>	<u>11,624,368</u>	<u>11,178,487</u>	<u>445,881</u>
Excess of expenditures over revenues	<u>(308,046)</u>	<u>(768,820)</u>	<u>(326,729)</u>	<u>442,091</u>
Other financing sources:				
Refund of prior year's expenditures	7,662	36,557	36,555	(2)
Transfers in	-	299,082	299,082	-
Transfers (out)	-	(343,513)	(343,513)	-
Advances (out)	-	(126,006)	(126,006)	-
Total other financing sources	<u>7,662</u>	<u>(133,880)</u>	<u>(133,882)</u>	<u>(2)</u>
Net change in fund balance	(300,384)	(902,700)	(460,611)	442,089
Fund balance at beginning of year	2,007,913	2,007,913	2,007,913	-
Prior year encumbrances appropriated	119,225	119,225	119,225	-
Fund balance at end of year	<u>\$ 1,826,754</u>	<u>\$ 1,224,438</u>	<u>\$ 1,666,527</u>	<u>\$ 442,089</u>

SEE ACCOMPANYING NOTES TO THE BASIC FINANCIAL STATEMENTS.

**BELPRE CITY SCHOOL DISTRICT
WASHINGTON COUNTY, OHIO**

STATEMENT OF FIDUCIARY NET POSITION
FIDUCIARY FUNDS
JUNE 30, 2017

	Private-Purpose Trust	
	Scholarship	Agency
Assets:		
Equity in pooled cash and cash equivalents . .	\$ 1,146	\$ 23,692
Investments	2,500	-
Receivables:		
Accrued interest.	10	-
Total assets.	3,656	23,692
Liabilities:		
Due to students.	-	\$ 23,692
Net position:		
Held in trust for scholarships	3,656	
Total net position.	\$ 3,656	

SEE ACCOMPANYING NOTES TO THE BASIC FINANCIAL STATEMENTS.

**BELPRE CITY SCHOOL DISTRICT
WASHINGTON COUNTY, OHIO**

STATEMENT OF CHANGES IN FIDUCIARY NET POSITION
FIDUCIARY FUND
FOR THE FISCAL YEAR ENDED JUNE 30, 2017

	Private-Purpose Trust	
	Scholarship	
Deductions:		
Other.	\$	2,500
Change in net position		(2,500)
Net position at beginning of year.		6,156
Net position at end of year	\$	3,656

SEE ACCOMPANYING NOTES TO THE BASIC FINANCIAL STATEMENTS.

This page intentionally left blank.

**BELPRE CITY SCHOOL DISTRICT
WASHINGTON COUNTY, OHIO**

NOTES TO THE BASIC FINANCIAL STATEMENTS
FOR THE FISCAL YEAR ENDED JUNE 30, 2017

NOTE 1 - DESCRIPTION OF THE SCHOOL DISTRICT

Belpre City School District (the "School District") is a body politic and corporate established for the purpose of exercising the rights and privileges conveyed to it by the constitution and laws of the State of Ohio.

The School District operates under a locally-elected five-member Board form of government and provides educational services as mandated by State and/or federal agencies. This Board of Education controls the School District's three instructional/support facilities staffed by 52 non-certified personnel, 67 certified full time teaching personnel and 9 administrators who provide services to 1,079 students and other community members.

NOTE 2 - SUMMARY OF SIGNIFICANT ACCOUNTING POLICIES

The basic financial statements of the School District have been prepared in conformity with accounting principles generally accepted in the United States of America (GAAP) as applied to governmental units. The Governmental Accounting Standards Board (GASB) is the accepted standard-setting body for establishing governmental accounting and financial reporting principles. The School District's significant accounting policies are described below.

A. Reporting Entity

The reporting entity has been defined in accordance with GASB Statement No. 14, "The Financial Reporting Entity" as amended by GASB Statement No. 39, "Determining Whether Certain Organizations Are Component Units" and GASB Statement No. 61, "The Financial Reporting Entity: Omnibus an amendment of GASB Statements No. 14 and No. 34". The reporting entity is composed of the primary government and component units. The primary government consists of all funds, departments, boards and agencies that are not legally separate from the School District. For the School District, this includes general operations, food service, and student related activities of the School District.

Component units are legally separate organizations for which the School District is financially accountable. The School District is financially accountable for an organization if the School District appoints a voting majority of the organization's Governing Board and (1) the School District is able to significantly influence the programs or services performed or provided by the organization; or (2) the School District is legally entitled to or can otherwise access the organization's resources; or (3) the School District is legally obligated or has otherwise assumed the responsibility to finance the deficits of, or provide financial support to, the organization; or (4) the School District is obligated for the debt of the organization. Component units may also include organizations that are fiscally dependent on the School District in that the School District approves the budget, the issuance of debt or the levying of taxes. Certain organizations are also included as component units if the nature and significance of the relationship between the primary government and the organization is such that exclusion by the primary government would render the primary government's financial statements incomplete or misleading. Based upon the application of these criteria, the School District has no component units. The basic financial statements of the reporting entity include only those of the School District (the primary government).

**BELPRE CITY SCHOOL DISTRICT
WASHINGTON COUNTY, OHIO**

NOTES TO THE BASIC FINANCIAL STATEMENTS
FOR THE FISCAL YEAR ENDED JUNE 30, 2017

NOTE 2 - SUMMARY OF SIGNIFICANT ACCOUNTING POLICIES - (Continued)

The School District participates in four jointly governed organizations and one insurance purchasing pool. These organizations are the Metropolitan Educational Technology Association (META) Solutions, the Washington County Career Center, the Coalition of Rural and Appalachian Schools, the Ohio Coalition of Equity and Adequacy of School Funding, and the Portage Area School Consortium.

JOINTLY GOVERNED ORGANIZATIONS

The following organizations are described due to their relationship to the School District:

Metropolitan Educational Technology Association (META) Solutions

The School District is a participant in META Solutions which is a computer consortium that resulted from the mergers between Tri-Rivers Educational Computer Association (TRECA), Metropolitan Educational Council (MEC), Metropolitan Dayton Educational Cooperative Association (MDECA), Southeastern Ohio Valley Voluntary Education Cooperative (SEOVEC), and South Central Ohio Computer Association (SCOCA). META Solutions develops, implements and supports the technology and instructional needs of schools in a cost-effective manner. META Solutions provides instructional, core, technology and purchasing services for its member districts. The Board of Directors consists of the Superintendents from eleven of the member districts. During fiscal year 2017, the School District paid META Solutions \$62,750 for services. Financial information can be obtained from Dave Varda, who serves as Chief Financial Officer, 100 Executive Drive, Marion, Ohio 43302.

Washington County Career Center

The Washington County Career Center, a joint vocational school, is a distinct political subdivision of the State of Ohio operated under the direction of a Board consisting of one representative from each of the six participating school districts' elected boards and one representative from the Ohio Valley Educational Service Center's Board. The Board possesses its own budgeting and taxing authority. To obtain financial information write to the Washington County Career Center, Joseph Crone, Treasurer, at 21740 SR 676, Marietta, Ohio 45750.

Coalition of Rural and Appalachian Schools

The Coalition of Rural and Appalachian Schools is a jointly governed organization composed of 136 school districts and other educational institutions in the 35-county region of Ohio designated as Appalachia. The Coalition is operated by a Board which is composed of seventeen members. One is elected and one is appointed from each of the seven regions into which the 35 Appalachian counties are divided; and three from Ohio University College of Education. The Coalition provides various in-service training programs for school district administrative personnel; gathers data regarding the level of education provided to children in the region; cooperates with other professional groups to assess and develop programs designed to meet the needs of member districts; and provides staff development programs for school district personnel. The Coalition is not dependent on the continued participation of the School District and the School District does not maintain an equity interest in or financial responsibility for the Coalition. The School District's membership fee was \$325 for fiscal year 2017. The financial information for the Coalition can be obtained from the Executive Director, at McCracken Hall, Ohio University, Athens, Ohio 45701.

**BELPRE CITY SCHOOL DISTRICT
WASHINGTON COUNTY, OHIO**

NOTES TO THE BASIC FINANCIAL STATEMENTS
FOR THE FISCAL YEAR ENDED JUNE 30, 2017

NOTE 2 - SUMMARY OF SIGNIFICANT ACCOUNTING POLICIES - (Continued)

The Ohio Coalition of Equity and Adequacy of School Funding

The Ohio Coalition of Equity and Adequacy of School Funding is organized as a council of governments pursuant to Chapter 167 of the Ohio Revised Code. The Coalition was organized in 1990 to challenge the constitutionality of the Ohio school funding system. The Coalition is governed by a Steering Committee of 90 school district representatives. Though most of the members are superintendents, some treasurers, board members, and administrators also serve. Several persons serve as ex officio members. The membership of the coalition includes over 500 school districts throughout the State of Ohio. The Committee exercises total control over budgeting, appropriating, contracting, and the designation of management. Member school districts and joint vocational schools pay dues of \$.05 per pupil. School districts and joint vocational schools may also pay supplemental dues in the amount of \$.50 per pupil for K-12 districts and educational service centers pay dues of \$.05 per pupil. The Coalition is not dependent on the continued participation of the School District and the School District does not maintain an equity interest or financial responsibility for the Coalition. During fiscal year 2017, the School District paid \$510 to the Coalition. To obtain financial information write to Ohio Coalition of Equity and Adequacy of School Funding at 100 South Third Street, Columbus, Ohio 43215.

INSURANCE PURCHASING POOL

Portage Area School Consortium

The Portage Area School Consortium (the Consortium) is a regional council of governments established pursuant to Chapter 167 of the Ohio Revised Code, consisting of various school districts. The Consortium is a stand-alone entity, composed of two stand-alone Pools; the Portage Area School Consortium Property and Casualty Pool and the Portage Area School Consortium Health and Welfare Insurance Pool. The School District only participates in the Health and Welfare Insurance Pool. These pools were established by the Consortium on August 5, 1988, to provide property and casualty risk management services and risk sharing to its members. The pools were established as local governmental risk pools under Section 1744.081 of the Ohio Revised Code and are not subject to federal tax filing requirements.

Ohio Revised Code Section 167.04 requires the Consortium to adopt bylaws designating the officers of the Consortium and their method of selection, creating a governing body to act for the Consortium, appointing a fiscal officer, and providing for the conduct of the Consortium's business. The Assembly is the legislative and managerial body of the Consortium. The Assembly is composed of representatives of the member schools. The member school's governing body appoints representatives to the Consortium (usually the superintendent or designee). In the case of a member that is a school district, that representative shall be an executive appointed by the board of education. The Assembly serves without compensation. The Portage County Educational Service Center acts as the fiscal agent for the consortium. To obtain financial information, write to the Portage County Educational Service Center, Treasurer, at 326 East Main Street, Ravenna, Ohio 44266.

PUBLIC ENTITY RISK POOL

Workers' Compensation Group Rating Program

The School District participates in a Workers' Compensation Group Rating Program (GRP). The GRP is administered by CompManagement, Inc. The intent of the GRP is to achieve the benefit of a reduced premium for the School District by virtue of its grouping and representation with other participants in the GRP. The School District pays a fee to the GRP to cover the costs of administering the program.

**BELPRE CITY SCHOOL DISTRICT
WASHINGTON COUNTY, OHIO**

NOTES TO THE BASIC FINANCIAL STATEMENTS
FOR THE FISCAL YEAR ENDED JUNE 30, 2017

NOTE 2 - SUMMARY OF SIGNIFICANT ACCOUNTING POLICIES - (Continued)

B. Fund Accounting

The School District's accounts are maintained on the basis of funds, each of which is considered a separate accounting entity. Fund accounting is designed to demonstrate legal compliance and to aid management by segregating transactions related to specific School District functions or activities. The operation of each fund is accounted for within a separate set of self-balancing accounts.

GOVERNMENTAL FUNDS

Governmental funds are those through which most governmental functions typically are financed. Governmental fund reporting focuses on the sources, uses and balances of current financial resources. Expendable assets are assigned to the various governmental funds according to the purpose for which they may or must be used. Current liabilities are assigned to the fund from which they will be paid. The difference between governmental fund assets and deferred outflows of resources and liabilities and deferred inflows of resources is reported as fund balance.

The following is the School District's major governmental fund:

General fund -The general fund is used to account for and report all financial resources not accounted for and reported in another fund. The general fund balance is available for any purpose provided it is expended or transferred according to the general laws of Ohio.

Other governmental funds of the School District are used to account for (a) financial resources that are restricted, committed, or assigned to expenditures for capital outlays including the acquisition or construction of capital facilities and other capital assets and (b) specific revenue sources that are restricted or committed to an expenditure for specified purposes other than debt service or capital projects.

PROPRIETARY FUNDS

Proprietary funds are used to account for the School District's ongoing activities which are similar to those often found in the private sector. The School District has no proprietary funds.

FIDUCIARY FUNDS

Fiduciary fund reporting focuses on net position and changes in net position. The fiduciary fund category is split into four classifications: pension trust funds, investment trust funds, private purpose trust funds, and agency funds. Trust funds are used to account for assets held by the School District under a trust agreement for individuals, private organizations, or other governments and are therefore not available to support the School District's own programs. The School District's private-purpose trust fund accounts for programs that provide college music scholarships to students. Agency funds are custodial in nature (assets equal liabilities) and do not involve measurement of results of operations. The School District's only agency fund accounts for student activities.

C. Basis of Presentation

Government-Wide Financial Statements - The statement of net position and the statement of activities display information about the School District as a whole. These statements include the financial activities of the primary government, except for fiduciary funds.

**BELPRE CITY SCHOOL DISTRICT
WASHINGTON COUNTY, OHIO**

NOTES TO THE BASIC FINANCIAL STATEMENTS
FOR THE FISCAL YEAR ENDED JUNE 30, 2017

NOTE 2 - SUMMARY OF SIGNIFICANT ACCOUNTING POLICIES - (Continued)

The statement of net position presents the financial condition of governmental activities of the School District at year-end. The statement of activities presents a comparison between direct expenses and program revenues for each program or function of the School District's governmental activities. Direct expenses are those that are specifically associated with a service, program or department and therefore are clearly identifiable to a particular function. Program revenues include charges paid by the recipient of the goods or services offered by the program and grants and contributions that are restricted to meeting the operational or capital requirements of a particular program. Revenues which are not classified as program revenues are presented as general revenues of the School District. The comparison of direct expenses with program revenues identifies the extent to which each business segment or governmental function is self-financing or draws from the general revenues of the School District.

Fund Financial Statements - During the year, the School District segregates transactions related to certain School District functions or activities in separate funds in order to aid financial management and to demonstrate legal compliance. Fund financial statements are designed to present financial information of the School District at this more detailed level. The focus of fund financial statements is on major funds rather than reporting funds by type. Each major fund is presented in a separate column.

Nonmajor funds are aggregated and presented in a single column. Fiduciary funds are reported by fund type.

D. Measurement Focus

Government-wide Financial Statements - The government-wide financial statements are prepared using the full accrual economic resources measurement focus. All assets and deferred outflows of resources and all liabilities of resources and deferred inflows of resources associated with the operation of the School District are included on the statement of net position. The statement of activities presents increases (i.e., revenues) and decreases (i.e., expenses) in total net position.

E. Basis of Accounting

Basis of accounting determines when transactions are recorded in the financial records and reported on the financial statements. Government-wide financial statements are prepared using the accrual basis of accounting. The fund financial statements are prepared using either the modified accrual basis of accounting for governmental funds or the accrual basis of accounting for fiduciary funds. Differences in the accrual and modified accrual bases of accounting arise in the recognition of revenue, the recording of deferred inflows of resources and outflows of resources, and in the presentation of expenses versus expenditures.

Revenues - Exchange and Nonexchange Transactions - Revenue resulting from exchange transactions, in which each party gives and receives essentially equal value, is recorded on the accrual basis when the exchange takes place. On a modified accrual basis, revenue is recorded in the fiscal year in which the resources are measurable and become available. "Measurable" means the amount of the transaction can be determined and "available" means that the resources will be collected within the current fiscal year or are expected to be collected soon enough thereafter to be used to pay liabilities of the current fiscal year. For the School District, available means expected to be received within 60 days of year-end.

**BELPRE CITY SCHOOL DISTRICT
WASHINGTON COUNTY, OHIO**

NOTES TO THE BASIC FINANCIAL STATEMENTS
FOR THE FISCAL YEAR ENDED JUNE 30, 2017

NOTE 2 - SUMMARY OF SIGNIFICANT ACCOUNTING POLICIES - (Continued)

Nonexchange transactions, in which the School District receives value without directly giving equal value in return, include property taxes, grants, entitlements and donations. On an accrual basis, revenue from property taxes is recognized in the fiscal year for which the taxes are levied (see Note 6). Revenue from grants, entitlements and donations is recognized in the fiscal year in which all eligibility requirements have been satisfied. Eligibility requirements include timing requirements, which specify the year when the resources are required to be used or the fiscal year when use is first permitted, matching requirements, in which the School District must provide local resources to be used for a specified purpose, and expenditures requirements, in which the resources are provided to the School District on a reimbursement basis. On a modified accrual basis, revenue from nonexchange transactions must also be available before it can be recognized.

Under the modified accrual basis, the following revenue sources are considered to be both measurable and available at year-end: property taxes available as an advance, investment earnings, tuition, grants, and fees.

Deferred Outflows of Resources and Deferred Inflows of Resources - In addition to assets, the government-wide statement of net position will report a separate section for deferred outflows of resources. Deferred outflows of resources, represents a consumption of net position that applies to a future period and will not be recognized as an outflow of resources (expense/expenditure) until then. For the School District, see Note 12 for deferred outflows of resources related the School District's net pension liability.

In addition to liabilities, both the government-wide statement of net position and the governmental fund financial statements report a separate section for deferred inflows of resources. Deferred inflows of resources represent an acquisition of net position that applies to a future period and will not be recognized as an inflow of resources (revenue) until that time. For the School District, deferred inflows of resources include property taxes and unavailable revenues. Property taxes represent amounts for which there is an enforceable legal claim as of June 30, 2017, but which were levied to finance fiscal year 2018 operations. These amounts have been recorded as a deferred inflow of resources on both the government-wide statement of net position and the governmental fund financial statements. Unavailable revenue is reported only on the governmental funds balance sheet, and represents receivables which will not be collected within the available period. For the School District unavailable revenue includes, but is not limited to, delinquent property taxes and intergovernmental grants. These amounts are deferred and recognized as an inflow of resources in the period the amounts become available.

Expenses and Expenditures - On the accrual basis of accounting, expenses are recognized at the time they are incurred.

The measurement focus of governmental fund accounting is on decreases in net financial resources (expenditures) rather than expenses. Expenditures are generally recognized in the accounting period in which the related fund liability is incurred, if measurable, except for (1) principal and interest on general long-term debt and capital lease obligations, which is recorded when due, and (2) the costs of accumulated unpaid vacation, personal leave and sick leave are reported as fund liabilities as payments come due each period upon the occurrence of employee resignations and retirements. Allocations of cost, such as depreciation and amortization, are not recognized in governmental funds.

**BELPRE CITY SCHOOL DISTRICT
WASHINGTON COUNTY, OHIO**

NOTES TO THE BASIC FINANCIAL STATEMENTS
FOR THE FISCAL YEAR ENDED JUNE 30, 2017

NOTE 2 - SUMMARY OF SIGNIFICANT ACCOUNTING POLICIES - (Continued)

F. Budgetary Process

All funds, other than the agency fund, are legally required to be budgeted and appropriated. The major documents prepared are the tax budget, the appropriation resolution and the certificate of estimated resources which are prepared on the budgetary basis of accounting. The tax budget demonstrates a need for existing or increased tax rates. The certificate of estimated resources establishes a limit on the amounts that the Board of Education may appropriate. The appropriation resolution is the Board's authorization to spend resources and sets annual limits on expenditures at a level of control selected by the Board. The legal level of control has been established by the Board of Education at the fund level. The Treasurer maintains budgetary information at the fund, function, and object level and has the authority to allocate appropriations to the function and object level.

The certificate of estimated resources may be amended during the year if projected increases or decreases in revenue are identified by the School District Treasurer. The amounts reported as the original budgeted amounts in the budgetary statements reflect the amounts in the certificate when the original appropriations were adopted. The amounts reported as the final budgeted amounts in the budgetary statements reflect the amounts in the final amended certificate issued during fiscal year 2017.

The appropriation resolution is subject to amendment by the Board throughout the year with the restriction that appropriations may not exceed estimated revenues. The amounts reported as the original budgeted amounts reflect the first appropriation for that fund that covered the entire fiscal year, including amounts automatically carried over from prior years. The amounts reported as the final budgeted amounts represent the final appropriation amounts passed by the Board during the fiscal year.

G. Encumbrances

Encumbrance accounting is utilized by the School District for all funds in the normal course of operations for purchase orders and contract related expenditures. An encumbrance is a reserve on the available spending authority due to a commitment for a future expenditure and does not represent a liability. On the fund financial statements encumbrances outstanding at fiscal year-end are reported as components of restricted, committed or assigned fund balance, for subsequent year expenditures, for governmental funds. Encumbrances are reported as part of expenditures on a non-GAAP budgetary basis in the non-GAAP budgetary basis financial statements.

H. Cash and Cash Equivalents

To improve cash management, cash received by the School District is pooled. Monies for all funds, except for the investments of the permanent and private purpose trust funds, are maintained in this pool. Individual fund integrity is maintained through the School District's records. Interest in the pool is presented as "equity in pooled cash and cash equivalents".

During fiscal year 2017, investments were limited to a nonnegotiable certificate of deposit, which is reported at cost.

Following Ohio statutes, the Board of Education has, by resolution, specified the fund to receive an allocation of interest earnings. Interest revenue credited to the general fund during fiscal year 2017 amounted to \$3,346, which includes \$253 assigned from other School District funds.

**BELPRE CITY SCHOOL DISTRICT
WASHINGTON COUNTY, OHIO**

NOTES TO THE BASIC FINANCIAL STATEMENTS
FOR THE FISCAL YEAR ENDED JUNE 30, 2017

NOTE 2 - SUMMARY OF SIGNIFICANT ACCOUNTING POLICIES - (Continued)

Investments of the cash management pool and investments with original maturities of three months or less at the time they are purchased by the School District are presented on the financial statements as cash equivalents. Investments with an initial maturity of more than three months not purchased from the pool are reported as investments.

I. Inventory

On government-wide financial statements, purchased inventories are presented at lower of cost or market and donated commodities are presented at their entitlement value. Inventories are recorded on a first-in, first-out basis and are expensed/expended when used. Inventories are accounted for using the consumption method. At fiscal year end, because materials and supplies inventory are not available to finance future governmental fund expenditures, a nonspendable fund balance is recorded by an amount equal to the carrying value of the asset on the fund financial statements.

Inventory consists of expendable supplies held for consumption, donated food and purchased food.

J. Capital Assets and Depreciation

All capital assets of the School District are general capital assets that are associated with governmental activities. General capital assets result from expenditures in the governmental funds. These assets are reported in the governmental activities column of the government-wide statement of net position, but are not reported in the fund financial statements.

All capital assets are capitalized at cost (or estimated historical cost) and updated for additions and retirements during the year. Donated capital assets are recorded at their acquisition value. The School District maintains a capitalization threshold of \$1,000. The School District does not possess any infrastructure.

Improvements are capitalized; the costs of normal maintenance and repairs that do not add to the value of the asset or materially extend an asset's life are not.

All reported capital assets, except land, are depreciated. Improvements are depreciated over the remaining useful lives of the related capital assets. Depreciation is computed using the straight-line method over the following useful lives:

Description	Governmental Activities <u>Estimated Lives</u>
Buildings and improvements	30 - 150 years
Furniture and equipment	10 - 50 years
Vehicles	20 years

K. Interfund Balances

On fund financial statements, receivables and payables resulting from short-term interfund loans are classified as "interfund loans receivables/payables." These amounts are eliminated in the governmental activities column on the statement of net position.

**BELPRE CITY SCHOOL DISTRICT
WASHINGTON COUNTY, OHIO**

NOTES TO THE BASIC FINANCIAL STATEMENTS
FOR THE FISCAL YEAR ENDED JUNE 30, 2017

NOTE 2 - SUMMARY OF SIGNIFICANT ACCOUNTING POLICIES - (Continued)

L. Compensated Absences

Vacation benefits are accrued as a liability as the benefits are earned if the employee's rights to receive compensation are attributable to services already rendered and it is probable that the School District will compensate its employees for the benefits through paid time off or some other means. Sick leave benefits are accrued as a liability using the vesting method. The liability includes the employees who are currently eligible to receive severance benefits and those the School District has identified as probable of receiving payment in the future. The School District records an accrual for sick leave for certified employees with five years or more of service and for classified employees with eight years or more of service. The accrual amount is based upon accumulated sick leave and employees' wage rates at year-end, taking into consideration any limits specified in the School District's severance policy.

The entire compensated absence liability is reported on the government-wide financial statements.

For governmental fund financial statements, the current portion of unpaid compensated absences is the amount expected to be paid using expendable available resources. These amounts are recorded in the account "compensated absences payable" in the fund from which the employees who have accumulated unpaid leave are paid. The noncurrent portion of the liability is not reported

M. Accrued Liabilities and Long-Term Obligations

All payables, accrued liabilities and long-term obligations are reported in the government-wide financial statements.

In general, governmental fund payables and accrued liabilities that once incurred, are paid in a timely manner and in full from current financial resources, are reported as obligations of the funds. However, claims and judgments, compensated absences and net pension liabilities that will be paid from governmental funds are reported as a liability in the fund financial statements only to the extent that they are due for payment in the current year.

N. Net Position

Net position represents the difference between assets and deferred outflows of resources and liabilities and deferred inflows of resources. The net position component "net investment in capital assets," consists of capital assets, net of accumulated depreciation, reduced by the outstanding balances of any borrowing used for the acquisition, construction or improvement of those assets. Deferred outflows of resources and deferred inflows of resources that are attributable to the acquisition, construction or improvement of those assets or related debt also should be included in this component of net position. Net position is reported as restricted when there are limitations imposed on its use either through the enabling legislation adopted by the School District or through external restrictions imposed by creditors, grantors or laws or regulations of other governments. The amount restricted for other purposes represents amounts restricted for food service operations.

The School District applies restricted resources first when an expense is incurred for purposes for which both restricted and unrestricted net position is available.

**BELPRE CITY SCHOOL DISTRICT
WASHINGTON COUNTY, OHIO**

NOTES TO THE BASIC FINANCIAL STATEMENTS
FOR THE FISCAL YEAR ENDED JUNE 30, 2017

NOTE 2 - SUMMARY OF SIGNIFICANT ACCOUNTING POLICIES - (Continued)

O. Unamortized Bond Premiums

Bond premiums are amortized over the term of the bonds using the straight-line method. Bond premiums are presented as an addition to the face amount of the bonds.

On the governmental fund financial statements, issuance costs and bond premiums are recognized in the current period. The reconciliation between the bonds face value and the amount reported on the statement of net position is presented in Note 9.

P. Fund Balance

Fund balance is divided into five classifications based primarily on the extent to which the School District is bound to observe constraints imposed upon the use of the resources in the governmental funds. The classifications are as follows:

Nonspendable - The nonspendable fund balance classification includes amounts that cannot be spent because they are not in spendable form or legally required to be maintained intact. The “not in spendable form” criterion includes items that are not expected to be converted to cash such as materials and supplies inventory and prepayments.

Restricted - Fund balance is reported as restricted when constraints are placed on the use of resources that are either externally imposed by creditors (such as through debt covenants), grantors, contributors, or laws or regulations of other governments, or imposed by law through constitutional provisions or enabling legislation.

Committed - The committed fund balance classification includes amounts that can be used only for the specific purposes imposed by a formal action (resolution) of the School District Board of Education (the highest level of decision making authority). Those committed amounts cannot be used for any other purpose unless the School District Board of Education removes or changes the specified use by taking the same type of action (resolution) it employed to previously commit those amounts. Committed fund balance also incorporates contractual obligations to the extent that existing resources in the fund have been specifically committed for use in satisfying those contractual requirements.

Assigned - Amounts in the assigned fund balance classification are intended to be used by the School District for specific purposes, but do not meet the criteria to be classified as restricted nor committed. In governmental funds other than the general fund, assigned fund balance represents the remaining amount that is not restricted or committed. In the general fund, assigned amounts represent intended uses established by policies of the School District Board of Education, which includes giving the Treasurer the authority to constrain monies for intended purposes.

Unassigned - Unassigned fund balance is the residual classification for the general fund and includes all spendable amounts not contained in the other classifications. In other governmental funds, the unassigned classification is only used to report a deficit fund balance resulting from overspending for specific purposes for which amounts had been restricted, committed, or assigned.

**BELPRE CITY SCHOOL DISTRICT
WASHINGTON COUNTY, OHIO**

NOTES TO THE BASIC FINANCIAL STATEMENTS
FOR THE FISCAL YEAR ENDED JUNE 30, 2017

NOTE 2 - SUMMARY OF SIGNIFICANT ACCOUNTING POLICIES - (Continued)

The School District applies restricted resources first when expenditures are incurred for purposes for which restricted and unrestricted (committed, assigned, and unassigned) fund balance is available. Similarly, within unrestricted fund balance, committed amounts are reduced first followed by assigned, and then unassigned amounts when expenditures are incurred for purposes for which amounts in any of the unrestricted fund balance classifications could be used.

Q. Budget Stabilization Arrangement

The School District has established a budget stabilization reserve in accordance with authority established by State law. Additions to the budget stabilization reserve can only be made by formal resolution of the Board of Education. Expenditures out of the budget stabilization reserve can only be made to offset future budget deficits. At June 30, 2017, the balance in the budget stabilization reserve was \$299,082. This amount is included in unassigned fund balance of the general fund and in unrestricted net position on the statement of net position.

R. Interfund Transactions

Exchange transactions between funds are reported as revenues in the seller funds and as expenditures in the purchaser funds. Flows of cash or goods from one fund to another without a requirement for repayment are reported as interfund transfers. Interfund transfers are reported as other financing sources/uses in governmental funds. Repayments from funds responsible for particular expenditures to the funds that initially paid for them are not presented on the financial statements. Transfers between funds in the fund financial statements are eliminated in the statement of activities.

S. Estimates

The preparation of financial statements in conformity with accounting principles generally accepted in the United States of America requires management to make estimates and assumptions that affect the amounts reported on the financial statements and accompanying notes. Actual results may differ from those estimates.

T. Pensions

For purposes of measuring the net pension liability, deferred outflows of resources and deferred inflows of resources related to pensions, and pension expense, information about the fiduciary net position of the pension plans and additions to/deductions from their fiduciary net position have been determined on the same basis as they are reported by the pension systems. For this purpose, benefit payments (including refunds of employee contributions) are recognized when due and payable in accordance with the benefit terms. The pension systems report investments at fair value.

U. Extraordinary and Special Items

Extraordinary items are transactions or events that are both unusual in nature and infrequent in occurrence. Special items are transactions or events that are within the control of the Board of Education and that are either unusual in nature or infrequent in occurrence. Neither type of transaction occurred during fiscal year 2017.

**BELPRE CITY SCHOOL DISTRICT
WASHINGTON COUNTY, OHIO**

NOTES TO THE BASIC FINANCIAL STATEMENTS
FOR THE FISCAL YEAR ENDED JUNE 30, 2017

NOTE 2 - SUMMARY OF SIGNIFICANT ACCOUNTING POLICIES - (Continued)

V. Prepayments

Payments made to vendors for services that will benefit periods beyond June 30, 2017, are recorded as prepayments using the consumption method. A current asset for the prepaid amount is recorded at the time of purchase and an expenditure/expense is reported in the year in which services are consumed.

On the fund financial statements, reported prepayments is equally offset by nonspendable fund balance in the governmental funds which indicates that it does not constitute available spendable resources even though it is a component of net current assets.

NOTE 3 - ACCOUNTABILITY AND COMPLIANCE

A. Change in Accounting Principles

For fiscal year 2017, the School District has implemented GASB Statement No. 77, "*Tax Abatement Disclosures*", GASB Statement No. 78, "*Pensions Provided Through Certain Multiple-Employer Defined Benefit Pension Plans*", GASB Statement No. 80, "*Blending Requirements for Certain Component Units - An Amendment of GASB Statement No. 14*" and GASB Statement No. 82, "*Pension Issues - An Amendment of GASB Statements No. 67, No. 68 and No. 73*".

GASB Statement No. 77 requires governments that enter into tax abatement agreements to disclose certain information about the agreement. GASB Statement No. 77 also requires disclosures related to tax abatement agreements that have been entered into by other governments that reduce the reporting government's tax revenues. The implementation of GASB Statement No. 77 did not have an effect on the financial statements of the School District.

GASB Statement No. 78 establishes accounting and financial reporting standards for defined benefit pensions provided to the employees of state or local governmental employers through a cost-sharing multiple-employer defined benefit pension plan (cost-sharing pension plan) that meets the criteria in paragraph 4 of Statement 68 and that (a) is not a state or local governmental pension plan, (b) is used to provide defined benefit pensions both to employees of state or local governmental employers and to employees of employers that are not state or local governmental employers, and (c) has no predominant state or local governmental employer (either individually or collectively with other state or local governmental employers that provide pensions through the pension plan). The implementation of GASB Statement No. 78 did not have an effect on the financial statements of the School District.

GASB Statement No. 80 improves the financial reporting by clarifying the financial statement presentation requirements for certain component units. This Statement applies to component units that are organized as not-for-profit corporations in which the primary government is the sole corporate member. The implementation of GASB Statement No. 80 did not have an effect on the financial statements of the School District.

GASB Statement No. 82 addresses issues regarding (1) the presentation of payroll-related measures in required supplementary information, (2) the selection of assumptions and the treatment of deviations from the guidance in an Actuarial Standard of Practice for financial reporting purposes, and (3) the classification of payments made by employers to satisfy employee (plan member) contribution requirements. The implementation of GASB Statement No. 82 did not have an effect on the financial statements of the School District.

**BELPRE CITY SCHOOL DISTRICT
WASHINGTON COUNTY, OHIO**

NOTES TO THE BASIC FINANCIAL STATEMENTS
FOR THE FISCAL YEAR ENDED JUNE 30, 2017

NOTE 3 - ACCOUNTABILITY AND COMPLIANCE - (Continued)

B. Deficit Fund Balances

Fund balances at June 30, 2017 included the following individual fund deficits:

<u>Nonmajor funds</u>	<u>Deficit</u>
Other grants	\$ 2,438
IDEA Part B	12,556
Title I	<u>11,689</u>
Total	<u>\$ 26,683</u>

The general fund is liable for any deficit in these funds and provides transfers when cash is required, not when accruals occur. The deficit fund balances resulted from adjustments for accrued liabilities.

NOTE 4 - DEPOSITS AND INVESTMENTS

The School District maintains a cash and investment pool used by all funds. Each fund type's portion of this pool is displayed on the basic financial statements as "equity in pooled cash and cash equivalents" and "investments". Statutes require the classification of monies held by the School District into three categories.

Active deposits are public deposits necessary to meet current demands on the treasury. Such monies must be maintained either as cash in the School District treasury, in commercial accounts payable or withdrawable on demand, including negotiable order of withdrawal (NOW) accounts, or in money market deposit accounts.

Inactive deposits are public deposits the Board of Education has identified as not required for use within the current five year period of designation of depositories. Inactive deposits must either be evidenced by certificates of deposit maturing not later than the end of the current period of designation of depositories, or by savings or deposit accounts including, but not limited to, passbook accounts.

Interim deposits are deposits of interim monies. Interim monies are those monies which are not needed for immediate use, but which will be needed before the end of the current period of designation of depositories.

Interim deposits must be evidenced by time certificates of deposit maturing not more than one year from the date of deposit or by savings accounts, including passbook accounts.

Interim monies may be deposited or invested in the following securities:

1. United States Treasury Notes, Bills, Bonds, or any other obligation or security issued by the United States Treasury or any other obligation guaranteed as to principal or interest by the United States;
2. Bonds, notes, debentures, or any other obligations or securities issued by any federal government agency or instrumentality, including, but not limited to, the Federal National Mortgage Association, Federal Home Loan Bank, Federal Farm Credit Bank, Federal Home Loan Mortgage Corporation, Government National Mortgage Association, and Student Loan Marketing Association. All federal agency securities shall be direct issuances of federal government agencies or instrumentalities;

**BELPRE CITY SCHOOL DISTRICT
WASHINGTON COUNTY, OHIO**

NOTES TO THE BASIC FINANCIAL STATEMENTS
FOR THE FISCAL YEAR ENDED JUNE 30, 2017

NOTE 4 - DEPOSITS AND INVESTMENTS - (Continued)

3. Written repurchase agreements in the securities listed above provided that the market value of the securities subject to the repurchase agreement must exceed the principal value of the agreement by at least 2% and be marked to market daily, and that the term of the agreement must not exceed thirty days;
4. Bonds and other obligations of the State of Ohio;
5. No-load money market mutual funds consisting exclusively of obligations described in items (1) and (2) above and repurchase agreements secured by such obligations, provided that investments in securities described in this division are made only through eligible institutions;
6. The State Treasury Asset Reserve of Ohio (STAR Ohio);
7. Certain bankers' acceptances and commercial paper notes for a period not to exceed 180 days in an amount not to exceed 25% of the interim monies available for investment at any one time; and,
8. Under limited circumstances, corporate debt instruments rated in either of the two highest rating classifications by at least two nationally recognized rating agencies.

Protection of the School District's deposits is provided by the Federal Deposit Insurance Corporation (FDIC), by eligible securities pledged by the finance institution as security for repayment, by surety company bonds deposited with the Treasurer by the financial institution or by a single collateral pool established by the financial institution to secure the repayment of all public monies deposited with the institution.

Investments in stripped principal or interest obligations, reverse repurchase agreements and derivatives are prohibited. The issuance of taxable notes for the purpose of arbitrage, the use of leverage and short selling are also prohibited. An investment must mature within five years from the date of purchase unless matched to a specific obligation or debt of the School District, and must be purchased with the expectation that it will be held to maturity. Investments may only be made through specified dealers and institutions. Payment for investments may be made only upon delivery of the securities representing the investments to the Treasurer or qualified trustee or, if the securities are not represented by a certificate, upon receipt of confirmation of transfer from the custodian.

A. Cash on Hand

At fiscal year end, the School District had \$120 in undeposited cash on hand which is included on the financial statements of the School District as part of "equity in pooled cash and cash equivalents".

B. Deposits with Financial Institutions

At June 30, 2017, the carrying amount of all School District deposits was \$2,033,037. Based on the criteria described in GASB Statement No. 40, "Deposits and Investment Risk Disclosures", as of June 30, 2017, \$1,648,323 of the School District's bank balance of \$1,903,323 was exposed to custodial risk as discussed below, while \$255,000 was covered by the FDIC.

**BELPRE CITY SCHOOL DISTRICT
WASHINGTON COUNTY, OHIO**

NOTES TO THE BASIC FINANCIAL STATEMENTS
FOR THE FISCAL YEAR ENDED JUNE 30, 2017

NOTE 4 - DEPOSITS AND INVESTMENTS - (Continued)

Custodial credit risk is the risk that, in the event of bank failure, the School District's deposits may not be returned. All deposits are collateralized with eligible securities in amounts equal to at least 105% of the carrying value of the deposits. Such collateral, as permitted by the Ohio Revised Code, is held in single financial institution collateral pools at Federal Reserve Banks, or at member banks of the federal reserve system, in the name of the respective depository bank and pledged as a pool of collateral against all of the public deposits it holds or as specific collateral held at the Federal Reserve Bank in the name of the School District. The School District has no deposit policy for custodial credit risk beyond the requirements of State statute. Although the securities were held by the pledging institutions' trust department and all statutory requirements for the deposit of money had been followed, noncompliance with federal requirements could potentially subject the School District to a successful claim by the FDIC.

C. Reconciliation of Cash to the Statement of Net Position

The following is a reconciliation of cash as reported in the note above to cash as reported on the statement of net position as of June 30, 2017:

<u>Cash per note</u>	
Carrying amount of deposits	\$ 2,033,037
Cash on hand	120
Total	\$ 2,033,157
 <u>Cash and investments per statement of net position</u>	
Governmental activities	\$ 2,005,819
Private-purpose trust fund	3,646
Agency funds	23,692
Total	\$ 2,033,157

NOTE 5 - INTERFUND TRANSACTIONS

- A. Interfund balances at June 30, 2017, as reported on the fund statements consist of the following individual interfund loans receivable and payable:

<u>Receivable fund</u>	<u>Payable funds</u>	<u>Amount</u>
General fund	Nonmajor governmental funds	\$ 126,006

The primary purpose of the interfund balances is to cover costs in specific funds where revenues were not received by June 30. These interfund balances will be repaid once the anticipated revenues are received. All interfund balances are expected to be repaid within one year. Interfund balances between governmental funds are eliminated on the government-wide financial statements.

**BELPRE CITY SCHOOL DISTRICT
WASHINGTON COUNTY, OHIO**

NOTES TO THE BASIC FINANCIAL STATEMENTS
FOR THE FISCAL YEAR ENDED JUNE 30, 2017

NOTE 5 - INTERFUND TRANSACTIONS - (Continued)

- B.** Interfund transfers for the year ended June 30, 2017 consisted of the following, as reported on the fund financial statements:

<u>Transfers from general fund to:</u>	<u>Amount</u>
Nonmajor governmental funds	\$ <u>44,431</u>

Transfers are used to (1) move revenues from the fund that statute or budget required to collect them to the fund that statute or budget requires to expend them and (2) use unrestricted revenues collected in the general fund to finance various programs accounted for in other funds in accordance with budgetary authorizations.

Interfund transfers between governmental funds are eliminated for reporting in the statement of activities.

All transfers during fiscal year 2017 were made in compliance with Ohio Revised Code Sections 5705.14, 5705.15 and 5705.16.

NOTE 6 - PROPERTY TAXES

Property taxes are levied and assessed on a calendar year basis while the School District fiscal year runs from July through June. First half tax collections are received by the School District in the second half of the fiscal year. Second half tax distributions occur in the first half of the following fiscal year.

Property taxes include amounts levied against all real property and public utility property. Real property tax revenues received in calendar year 2017 represent the collection of calendar year 2016 taxes. Real property taxes received in calendar year 2017 were levied after April 1, 2016, on the assessed values as of January 1, 2015, the lien date. Assessed values for real property taxes are established by State statute at 35 percent of appraised market value. Real property taxes are payable annually or semiannually. If paid annually, payment is due December 31; if paid semiannually, the first payment is due December 31, with the remainder payable by June 20. Under certain circumstances, State statute permits alternate payment dates to be established. Public utility property tax revenues received in calendar year 2017 represent the collection of calendar year 2016 taxes. Public utility real and personal property taxes received in calendar year 2017 became a lien on December 31, 2015, were levied after April 1, 2016, and are collected with real property taxes. Public utility real property is assessed at 35 percent of true value; public utility tangible personal property is currently assessed at varying percentages of true value.

The School District receives property taxes from Washington County. The County Auditor periodically advances to the School District its portion of the taxes collected. Second-half real property tax payments collected by the County by June 30, 2017, are available to finance fiscal year 2017 operations. The amount available as an advance at June 30, 2017 was \$317,122 in the general fund. This amount is recorded as revenue. The amount available for advance at June 30, 2016 was \$299,880 in the general fund. The amount of second-half real property taxes available for advance at fiscal year-end can vary based on the date the tax bills are sent.

**BELPRE CITY SCHOOL DISTRICT
WASHINGTON COUNTY, OHIO**

NOTES TO THE BASIC FINANCIAL STATEMENTS
FOR THE FISCAL YEAR ENDED JUNE 30, 2017

NOTE 6 - PROPERTY TAXES - (Continued)

Accrued property taxes receivable includes real property, public utility property and delinquent tangible personal property taxes which are measurable as of June 30, 2017 and for which there is an enforceable legal claim. Although total property tax collections for the next fiscal year are measurable, only the amount of real property taxes available as an advance at June 30 was levied to finance current fiscal year operations and is reported as revenue at fiscal year-end. The portion of the receivable not levied to finance current fiscal year operations is offset by a credit to deferred inflows.

On the accrual basis of accounting, collectible delinquent property taxes have been recorded as a receivable and revenue, while on a modified accrual basis of accounting the revenue has been reported as a deferred inflow.

The assessed values upon which the fiscal year 2017 taxes were collected are:

	2016 Second Half Collections		2017 First Half Collections	
	<u>Amount</u>	<u>Percent</u>	<u>Amount</u>	<u>Percent</u>
Agricultural/residential and other real estate	\$ 153,293,400	95.35	\$ 170,879,400	95.41
Public utility personal	<u>7,469,730</u>	<u>4.65</u>	<u>8,215,850</u>	<u>4.59</u>
Total	<u>\$ 160,763,130</u>	<u>100.00</u>	<u>\$ 179,095,250</u>	<u>100.00</u>
Tax rate per \$1,000 of assessed valuation	\$ 34.51		\$ 34.16	

NOTE 7 - RECEIVABLES

Receivables at June 30, 2017 consisted of property taxes, accounts (billings for user charged services and student fees), accrued interest and intergovernmental grants and entitlements. All receivables are considered collectible in full due to the ability to foreclose for the nonpayment of taxes, the stable condition of State programs and the current year guarantee of federal funds.

Receivables have been disaggregated on the face of the basic financial statements. Delinquent property taxes deemed collectible by the County Auditor and recorded as a receivable in the amount of \$156,353 may not be collected within one year. All other receivables are expected to be collected within the subsequent year.

**BELPRE CITY SCHOOL DISTRICT
WASHINGTON COUNTY, OHIO**

NOTES TO THE BASIC FINANCIAL STATEMENTS
FOR THE FISCAL YEAR ENDED JUNE 30, 2017

NOTE 7 – RECEIVABLES - (Continued)

A summary of the principal items of receivables reported on the statement of net position follows:

Governmental activities:

Property taxes	\$ 3,876,065
Accounts	3,889
Intergovernmental:	
BWC Refund	28,530
Jobs & Family Services reimbursement	8,547
SERS overage	1,842
Vocational education enhancement	688
Alternative schools	3,350
IDEA Part-B	32,359
Title I	51,408
Improving teacher quality	11,889
Miscellaneous federal grants	<u>15,835</u>
Total intergovernmental	<u>154,448</u>
Total	<u>\$ 4,034,402</u>

THIS SPACE LEFT INTENTIONALLY BLANK

**BELPRE CITY SCHOOL DISTRICT
WASHINGTON COUNTY, OHIO**

NOTES TO THE BASIC FINANCIAL STATEMENTS
FOR THE FISCAL YEAR ENDED JUNE 30, 2017

NOTE 8 - CAPITAL ASSETS

Capital asset activity for the fiscal year ended June 30, 2017, was as follows:

	<u>Balance</u> <u>06/30/16</u>	<u>Additions</u>	<u>Deductions</u>	<u>Balance</u> <u>06/30/17</u>
Governmental activities:				
<i>Capital assets, not being depreciated:</i>				
Land	\$ 1,232,814	\$ -	\$ -	\$ 1,232,814
Total capital assets, not being depreciated	<u>1,232,814</u>	<u>-</u>	<u>-</u>	<u>1,232,814</u>
<i>Capital assets, being depreciated:</i>				
Land improvements	842,043	1,250	-	843,293
Buildings and improvements	6,348,814	10,240	-	6,359,054
Furniture and equipment	2,521,169	48,117	(4,300)	2,564,986
Vehicles	955,596	-	-	955,596
Total capital assets, being depreciated	<u>10,667,622</u>	<u>59,607</u>	<u>(4,300)</u>	<u>10,722,929</u>
<i>Less: accumulated depreciation:</i>				
Land improvements	(495,375)	(14,932)	-	(510,307)
Buildings and improvements	(2,956,449)	(119,411)	-	(3,075,860)
Furniture and equipment	(1,689,069)	(108,974)	2,580	(1,795,463)
Vehicles	(382,441)	(44,971)	-	(427,412)
Total accumulated depreciation	<u>(5,523,334)</u>	<u>(288,288)</u>	<u>2,580</u>	<u>(5,809,042)</u>
Governmental activities capital assets, net	<u>\$ 6,377,102</u>	<u>\$ (228,681)</u>	<u>\$ (1,720)</u>	<u>\$ 6,146,701</u>

**BELPRE CITY SCHOOL DISTRICT
WASHINGTON COUNTY, OHIO**

NOTES TO THE BASIC FINANCIAL STATEMENTS
FOR THE FISCAL YEAR ENDED JUNE 30, 2017

NOTE 8 - CAPITAL ASSETS - (Continued)

Depreciation expense was charged to governmental functions as follows:

<u>Instruction:</u>	
Regular	\$ 128,214
Special	13,783
Vocational	20
<u>Support services:</u>	
Pupil	23,243
Instructional staff	7,974
Board of education	61
Administration	15,722
Fiscal	5,728
Operations and maintenance	19,285
Pupil transportation	45,094
Central	378
Extracurricular activities	20,962
Food service operations	<u>7,824</u>
Total depreciation expense	<u>\$ 288,288</u>

NOTE 9 - LONG-TERM OBLIGATIONS

The changes in the School District's long-term obligations during the year consist of the following:

	Balance Outstanding June 30, 2016	<u>Additions</u>	<u>Reductions</u>	Balance Outstanding June 30, 2017	Amounts Due in <u>One Year</u>
Governmental Activities:					
Series 2013 energy					
conservation bonds - 3.658%	\$ 505,000	\$ -	\$ (35,000)	\$ 470,000	\$ 35,000
Series 2015 bus notes - 2.49%	190,400	-	(47,600)	142,800	47,600
Compensated absences	434,915	93,838	(75,535)	453,218	38,273
Net pension liability:					
STRS	11,092,527	2,558,639	-	13,651,166	-
SERS	2,770,607	787,950	-	3,558,557	-
Total net pension liability	<u>13,863,134</u>	<u>3,346,589</u>	<u>-</u>	<u>17,209,723</u>	<u>-</u>
Total governmental activities	14,993,449	<u>\$3,440,427</u>	<u>\$ (158,135)</u>	18,275,741	<u>\$ 120,873</u>
Add: unamortized premium	<u>12,221</u>			<u>11,237</u>	
Total on statement of net position	<u>\$ 15,005,670</u>			<u>\$18,286,978</u>	

**BELPRE CITY SCHOOL DISTRICT
WASHINGTON COUNTY, OHIO**

NOTES TO THE BASIC FINANCIAL STATEMENTS
FOR THE FISCAL YEAR ENDED JUNE 30, 2017

NOTE 9 - LONG-TERM OBLIGATIONS - (Continued)

Compensated Absences

Compensated absences will be paid from the fund from which the employees' salaries are paid. These funds include the general fund, IDEA part B fund (a nonmajor special revenue fund), improving teacher quality fund (a nonmajor special revenue fund), miscellaneous federal grants fund (a nonmajor special revenue fund), alternative schools fund (a nonmajor special revenue fund), and the food service fund (a nonmajor special revenue fund).

Net Pension Liability

The School District pays obligations related to employee compensation from the fund benefitting their service. See Note 12 to the notes to the basic financial statements for details.

Series 2013 Energy Conservation Bonds

On September 17, 2013, the School District issued an energy conservation bond to provide for energy improvements to various District buildings. The primary source of repayment of this obligation is through energy savings as a result of the improvements. Payments are due semi-annually on December 1 and June 1, with the final maturity on December 1, 2028. Payments of principal and interest relating to this liability are recorded as expenditures in the general fund.

The following is a summary of the School District's future debt service requirements to maturity for the energy conservation bonds:

Fiscal Year Ended	Series 2013 Energy Conservation Bonds		
	Principal	Interest	Total
2018	\$ 35,000	\$ 15,250	\$ 50,250
2019	22,001	27,671	49,672
2020	22,999	31,674	54,673
2021	35,000	14,672	49,672
2022	40,000	13,535	53,535
2023 - 2027	215,000	46,540	261,540
2028 - 2029	100,000	6,150	106,150
Total	\$ 470,000	\$ 155,492	\$ 625,492

Series 2015 Bus Notes

On March 31, 2015, the School District issued \$238,000 in long-term general obligation bus notes for the purpose of acquiring school buses. The debt issue is comprised of current interest notes with an interest rate of 2.49 percent. Interest payments on the notes are due on June 1 and December 1 of each year. The final maturity stated in the issue for the notes is December 1, 2019.

**BELPRE CITY SCHOOL DISTRICT
WASHINGTON COUNTY, OHIO**

NOTES TO THE BASIC FINANCIAL STATEMENTS
FOR THE FISCAL YEAR ENDED JUNE 30, 2017

NOTE 9 - LONG-TERM OBLIGATIONS - (Continued)

The following is a summary of the School District's future debt service requirements to maturity for the bus notes:

Fiscal Year Ended	Series 2015 Bus Notes		
	Principal	Interest	Total
2018	\$ 47,600	\$ 3,006	\$ 50,606
2019	47,600	1,804	49,404
2020	47,600	602	48,202
Total	<u>\$ 142,800</u>	<u>\$ 5,412</u>	<u>\$ 148,212</u>

Legal Debt Margin

The Ohio Revised Code provides that voted net general obligation debt of the School District shall never exceed 9% of the total assessed valuation of the School District. The code further provides that unvoted indebtedness shall not exceed 1/10 of 1% of the property valuation of the School District. The code additionally states that unvoted indebtedness related to energy conservation debt shall not exceed 9/10 of 1% of the property valuation of the School District. The assessed valuation used in determining the School District's legal debt margin has been modified by House Bill 530 which became effective March 30, 2006. In accordance with House Bill 530, the assessed valuation used in the School District's legal debt margin calculation excluded tangible personal property used in business, telephone or telegraph property, interexchange telecommunications company property, and personal property owned or leased by a railroad company and used in railroad operations. The effects of these debt limitations at June 30, 2017, are a voted debt margin of \$16,118,573 and an unvoted debt margin of \$179,095.

NOTE 10 - EMPLOYEE BENEFITS

A. Compensated Absences

The criteria for determining vacation and sick leave benefits are derived from negotiated agreements and State laws. Classified employees earn ten to twenty-five days of vacation per fiscal year, depending upon length of service. Vacation days must be used by employees in the fiscal year following the fiscal year in which the benefit was earned. Teachers do not earn vacation time. Teachers, administrators, and classified employees earn sick leave at the rate of one and one-fourth days per month. Sick leave may be accumulated up to a maximum of 238 days. Upon retirement, payment is made for one-fourth of accrued, but unused sick leave credit to a maximum of 57 days.

The School District offers a retirement incentive to certified employees who elect to retire in their first year of eligibility under STRS. If elected, upon retirement, payment is made for one-half of accrued, but unused sick leave.

**BELPRE CITY SCHOOL DISTRICT
WASHINGTON COUNTY, OHIO**

NOTES TO THE BASIC FINANCIAL STATEMENTS
FOR THE FISCAL YEAR ENDED JUNE 30, 2017

NOTE 10 - EMPLOYEE BENEFITS – (Continued)

B. Insurance Benefits

The School District provides life insurance and accidental death dismemberment to most employees through Core Source, Inc. in the amount of \$25,000 for classified employees and \$25,000 for certified employees, \$60,000 for administrators, \$50,000 for the treasurer, and \$50,000 for the superintendent. Dental coverage is provided through Core Source, Inc. Premiums for this coverage are \$74.20 monthly for family and individual coverage. The School District also provides vision insurance to its employees through Vision Service Plan. The monthly premium for this coverage is \$15.43 for family and individual coverage.

NOTE 11 - RISK MANAGEMENT

A. Property and Liability

The School District is exposed to various risks of loss related to torts; theft of, damage to, and destruction of assets; errors and omissions; injuries to employees; and natural disasters. During fiscal year 2017, the School District contracted with the The Hylant Group/Ohio School Plan for property insurance and boiler and machinery coverage. Property damage is on a replacement cost basis for a blanket amount of \$37,384,027 on buildings and contents. The policies include a \$2,500 deductible.

Professional and general liability has a \$1,000,000 single occurrence limit with \$2,000,000 aggregate and no deductible. Educators Legal liability has a \$1,000,000 single occurrence limit with \$2,000,000 annual aggregate and up to a \$2,500 deductible. Vehicles hold a \$1,000 deductible for both comprehensive and collision. Automobile liability has a \$1,000,000 combined single limit of liability.

Settled claims have not exceeded this commercial coverage in any of the past three years. There have been no reductions in insurance coverage from last year.

B. Workers' Compensation

For fiscal year 2017, the School District participated in the SchoolComp Group Retrospective Rating Program (Group Retro). The intent of the Group Retro is to reward participants that are able to keep their individual claim costs below a predetermined amount. The School District continues to pay their individual premium; however, the School District will have the opportunity to receive retrospective premium adjustments (refunds or assessments) at the end of the three evaluation periods. The group's retrospective premium will be calculated at 12, 24, and 36 months after the end of the policy year. At the end of each period, the Bureau of Workers Comp (BWC) will take a snap-shot of the incurred claims losses for the entire group and calculate the group's retrospective premium. If the retrospective premium that is calculated is less than the group's total standard premium, all the participants will receive a refund. However, if the retrospective premium is greater than the group's total standard premium, an assessment will be levied by the BWC. CompManagement, Inc. provides administrative, cost control and actuarial services to the Group Retro program.

**BELPRE CITY SCHOOL DISTRICT
WASHINGTON COUNTY, OHIO**

NOTES TO THE BASIC FINANCIAL STATEMENTS
FOR THE FISCAL YEAR ENDED JUNE 30, 2017

NOTE 11 - RISK MANAGEMENT - (Continued)

C. Employee Medical Benefits

The School District is a member of the Portage Area School Consortium (the Consortium), an insurance purchasing pool (See Note 2.A), through which a cooperative Health Benefit Program was created for the benefit of its members. The Consortium acts as a fiscal agent for the cash funds paid into the program by the participating school districts. These funds are pooled together for the purposes of paying health benefit claims of employees and their covered dependents, administrative expenses of the program, and premiums for stop-loss insurance coverage. A reserve exists which is to cover any unpaid claims if the school district were to withdraw from the pool. If the reserve would not cover such claims, the school district would be liable for any costs above the reserve.

NOTE 12 - DEFINED BENEFIT PENSION PLANS

Net Pension Liability

The net pension liability reported on the statement of net position represents a liability to employees for pensions. Pensions are a component of exchange transactions—between an employer and its employees—of salaries and benefits for employee services. Pensions are provided to an employee—on a deferred-payment basis—as part of the total compensation package offered by an employer for employee services each financial period. The obligation to sacrifice resources for pensions is a present obligation because it was created as a result of employment exchanges that already have occurred.

The net pension liability represents the School District's proportionate share of each pension plan's collective actuarial present value of projected benefit payments attributable to past periods of service, net of each pension plan's fiduciary net position. The net pension liability calculation is dependent on critical long-term variables, including estimated average life expectancies, earnings on investments, cost of living adjustments and others. While these estimates use the best information available, unknowable future events require adjusting this estimate annually.

The Ohio Revised Code limits the School District's obligation for this liability to annually required payments. The School District cannot control benefit terms or the manner in which pensions are financed; however, the School District does receive the benefit of employees' services in exchange for compensation including pension.

GASB 68 assumes the liability is solely the obligation of the employer, because (1) they benefit from employee services; and (2) State statute requires all funding to come from these employers. All contributions to date have come solely from these employers (which also includes costs paid in the form of withholdings from employees). State statute requires the pension plans to amortize unfunded liabilities within 30 years. If the amortization period exceeds 30 years, each pension plan's board must propose corrective action to the State legislature. Any resulting legislative change to benefits or funding could significantly affect the net pension liability. Resulting adjustments to the net pension liability would be effective when the changes are legally enforceable.

The proportionate share of each plan's unfunded benefits is presented as a long-term *net pension liability* on the accrual basis of accounting. Any liability for the contractually-required pension contribution outstanding at the end of the year is included in *pension and postemployment benefits payable* on both the accrual and modified accrual bases of accounting.

**BELPRE CITY SCHOOL DISTRICT
WASHINGTON COUNTY, OHIO**

NOTES TO THE BASIC FINANCIAL STATEMENTS
FOR THE FISCAL YEAR ENDED JUNE 30, 2017

NOTE 12 - DEFINED BENEFIT PENSION PLANS - (Continued)

Plan Description - School Employees Retirement System (SERS)

Plan Description –School District non-teaching employees participate in SERS, a cost-sharing multiple-employer defined benefit pension plan administered by SERS. SERS provides retirement, disability and survivor benefits, annual cost-of-living adjustments, and death benefits to plan members and beneficiaries. Authority to establish and amend benefits is provided by Ohio Revised Code Chapter 3309. SERS issues a publicly available, stand-alone financial report that includes financial statements, required supplementary information and detailed information about SERS’ fiduciary net position. That report can be obtained by visiting the SERS website at www.ohsers.org under Employers/Audit Resources.

Age and service requirements for retirement are as follows:

	Eligible to Retire on or before August 1, 2017 *	Eligible to Retire after August 1, 2017
Full Benefits	Any age with 30 years of service credit Age 65 with 5 years of service credit	Age 67 with 10 years of service credit; or Age 57 with 30 years of service credit
Actuarially Reduced Benefits	Age 60 with 5 years of service credit Age 55 with 25 years of service credit	Age 62 with 10 years of service credit; or Age 60 with 25 years of service credit

* Members with 25 years of service credit as of August 1, 2017, will be included in this plan.

Annual retirement benefits are calculated based on final average salary multiplied by a percentage that varies based on year of service; 2.2 percent for the first thirty years of service and 2.5 percent for years of service credit over 30. Final average salary is the average of the highest three years of salary.

One year after an effective benefit date, a benefit recipient is entitled to a three percent cost-of-living adjustment (COLA). This same COLA is added each year to the base benefit amount on the anniversary date of the benefit.

Funding Policy – Plan members are required to contribute 10 percent of their annual covered salary and the School District is required to contribute 14 percent of annual covered payroll. The contribution requirements of plan members and employers are established and may be amended by the SERS’ Retirement Board up to statutory maximum amounts of 10 percent for plan members and 14 percent for employers. The Retirement Board, acting with the advice of the actuary, allocates the employer contribution rate among four of the System’s funds (Pension Trust Fund, Death Benefit Fund, Medicare B Fund, and Health Care Fund). For the fiscal year ended June 30, 2017, the entire 14 percent was allocated to pension, death benefits, and Medicare B and no portion of the employer contribution rate was allocated to the Health Care Fund.

The School District’s contractually required contribution to SERS was \$205,709 for fiscal year 2017. Of this amount, \$16,648 is reported as pension and postemployment benefits payable at June 30, 2017.

**BELPRE CITY SCHOOL DISTRICT
WASHINGTON COUNTY, OHIO**

NOTES TO THE BASIC FINANCIAL STATEMENTS
FOR THE FISCAL YEAR ENDED JUNE 30, 2017

NOTE 12 - DEFINED BENEFIT PENSION PLANS - (Continued)

Plan Description - State Teachers Retirement System (STRS)

Plan Description – School District licensed teachers and other faculty members participate in STRS Ohio, a cost-sharing multiple-employer public employee retirement system administered by STRS. STRS provides retirement and disability benefits to members and death and survivor benefits to beneficiaries. STRS issues a stand-alone financial report that includes financial statements, required supplementary information and detailed information about STRS’ fiduciary net position. That report can be obtained by writing to STRS, 275 E. Broad St., Columbus, OH 43215-3771, by calling (888) 227-7877, or by visiting the STRS Web site at www.strsoh.org.

New members have a choice of three retirement plans; a Defined Benefit (DB) Plan, a Defined Contribution (DC) Plan and a Combined Plan. Benefits are established by Ohio Revised Code Chapter 3307. The DB plan offers an annual retirement allowance based on final average salary multiplied by a percentage that varies based on years of service. Effective August 1, 2015, the calculation will be 2.2 percent of final average salary for the five highest years of earnings multiplied by all years of service. With certain exceptions, the basic benefit is increased each year by two percent of the original base benefit. For members retiring August 1, 2013, or later, the first two percent is paid on the fifth anniversary of the retirement benefit. Members are eligible to retire at age 60 with five years of qualifying service credit, or age 55 with 25 years of service, or 30 years of service regardless of age. Age and service requirements for retirement will increase effective August 1, 2015, and will continue to increase periodically until they reach age 60 with 35 years of service or age 65 with five years of service on August 1, 2026.

The DC Plan allows members to place all their member contributions and 9.5 percent of the 14 percent employer contributions into an investment account. Investment allocation decisions are determined by the member. The remaining 4.5 percent of the 14 percent employer rate is allocated to the defined benefit unfunded liability. A member is eligible to receive a retirement benefit at age 50 and termination of employment. The member may elect to receive a lifetime monthly annuity or a lump sum withdrawal.

The Combined Plan offers features of both the DB Plan and the DC Plan. In the Combined Plan, member contributions are allocated among investment choices by the member, and employer contributions are used to fund the defined benefit payment at a reduced level from the regular DB Plan. The defined benefit portion of the Combined Plan payment is payable to a member on or after age 60 with five years of services. The defined contribution portion of the account may be taken as a lump sum payment or converted to a lifetime monthly annuity at age 50.

New members who choose the DC plan or Combined Plan will have another opportunity to reselect a permanent plan during their fifth year of membership. Members may remain in the same plan or transfer to another STRS plan. The optional annuitization of a member’s defined contribution account or the defined contribution portion of a member’s Combined Plan account to a lifetime benefit results in STRS bearing the risk of investment gain or loss on the account. STRS has therefore included all three plan options as one defined benefit plan for GASB 68 reporting purposes.

**BELPRE CITY SCHOOL DISTRICT
WASHINGTON COUNTY, OHIO**

NOTES TO THE BASIC FINANCIAL STATEMENTS
FOR THE FISCAL YEAR ENDED JUNE 30, 2017

NOTE 12 - DEFINED BENEFIT PENSION PLANS - (Continued)

A DB or Combined Plan member with five or more years of credited service who is determined to be disabled may qualify for a disability benefit. Eligible survivors of members who die before service retirement may qualify for monthly benefits. New members on or after July 1, 2013, must have at least ten years of qualifying service credit that apply for disability benefits. Members in the DC Plan who become disabled are entitled only to their account balance. If a member of the DC Plan dies before retirement benefits begin, the member's designated beneficiary is entitled to receive the member's account balance.

Funding Policy – Employer and member contribution rates are established by the State Teachers Retirement Board and limited by Chapter 3307 of the Ohio Revised Code. For the fiscal year ended June 30, 2017, plan members were required to contribute 14 percent of their annual covered salary. The School District was required to contribute 14 percent; the entire 14 percent was the portion used to fund pension obligations. The fiscal year 2017 contribution rates were equal to the statutory maximum rates.

The School District's contractually required contribution to STRS was \$600,834 for fiscal year 2017. Of this amount, \$102,374 is reported as pension and postemployment benefits payable.

Pension Liabilities, Pension Expense, and Deferred Outflows of Resources and Deferred Inflows of Resources Related to Pensions

The net pension liability was measured as of June 30, 2016, and the total pension liability used to calculate the net pension liability was determined by an actuarial valuation as of that date. The School District's proportion of the net pension liability was based on the School District's share of contributions to the pension plan relative to the contributions of all participating entities. Following is information related to the proportionate share and pension expense:

	<u>SERS</u>	<u>STRS</u>	<u>Total</u>
Proportion of the net pension liability prior measurement date	0.04855520%	0.04013640%	
Proportion of the net pension liability current measurement date	<u>0.04862030%</u>	<u>0.04078260%</u>	
Change in proportionate share	<u>0.00006510%</u>	<u>0.00064620%</u>	
Proportionate share of the net pension liability	\$ 3,558,557	\$ 13,651,166	\$ 17,209,723
Pension expense	\$ 400,798	\$ 1,134,007	\$ 1,534,805

**BELPRE CITY SCHOOL DISTRICT
WASHINGTON COUNTY, OHIO**

NOTES TO THE BASIC FINANCIAL STATEMENTS
FOR THE FISCAL YEAR ENDED JUNE 30, 2017

NOTE 12 - DEFINED BENEFIT PENSION PLANS - (Continued)

At June 30, 2017, the School District reported deferred outflows of resources and deferred inflows of resources related to pensions from the following sources:

	<u>SERS</u>	<u>STRS</u>	<u>Total</u>
Deferred outflows of resources			
Differences between expected and actual experience	\$ 47,995	\$ 551,572	\$ 599,567
Net difference between projected and actual earnings on pension plan investments	293,528	1,133,413	1,426,941
Changes of assumptions	237,553	-	237,553
Difference between School District contributions and proportionate share of contributions/ change in proportionate share	49,972	338,162	388,134
School District contributions subsequent to the measurement date	<u>205,709</u>	<u>600,834</u>	<u>806,543</u>
Total deferred outflows of resources	<u>\$ 834,757</u>	<u>\$ 2,623,981</u>	<u>\$ 3,458,738</u>

\$806,543 reported as deferred outflows of resources related to pension resulting from School District contributions subsequent to the measurement date will be recognized as a reduction of the net pension liability in the year ending June 30, 2018. Other amounts reported as deferred outflows of resources and deferred inflows of resources related to pension will be recognized in pension expense as follows:

	<u>SERS</u>	<u>STRS</u>	<u>Total</u>
Fiscal Year Ending June 30:			
2018	\$ 167,369	\$ 366,899	\$ 534,268
2019	167,155	366,898	534,053
2020	210,147	801,819	1,011,966
2021	<u>84,377</u>	<u>487,531</u>	<u>571,908</u>
Total	<u>\$ 629,048</u>	<u>\$ 2,023,147</u>	<u>\$ 2,652,195</u>

**BELPRE CITY SCHOOL DISTRICT
WASHINGTON COUNTY, OHIO**

NOTES TO THE BASIC FINANCIAL STATEMENTS
FOR THE FISCAL YEAR ENDED JUNE 30, 2017

NOTE 12 - DEFINED BENEFIT PENSION PLANS - (Continued)

Actuarial Assumptions - SERS

SERS' total pension liability was determined by their actuaries in accordance with GASB Statement No. 67, as part of their annual actuarial valuation for each defined benefit retirement plan. Actuarial valuations of an ongoing plan involve estimates of the value of reported amounts (e.g., salaries, credited service) and assumptions about the probability of occurrence of events far into the future (e.g., mortality, disabilities, retirements, employment termination). Actuarially determined amounts are subject to continual review and potential modifications, as actual results are compared with past expectations and new estimates are made about the future.

Projections of benefits for financial reporting purposes are based on the substantive plan (the plan as understood by the employers and plan members) and include the types of benefits provided at the time of each valuation and the historical pattern of sharing benefit costs between the employers and plan members to that point. The projection of benefits for financial reporting purposes does not explicitly incorporate the potential effects of legal or contractual funding limitations.

Actuarial calculations reflect a long-term perspective. For a newly hired employee, actuarial calculations will take into account the employee's entire career with the employer and also take into consideration the benefits, if any, paid to the employee after termination of employment until the death of the employee and any applicable contingent annuitant. In many cases actuarial calculations reflect several decades of service with the employer and the payment of benefits after termination.

Key methods and assumptions used in calculating the total pension liability in the latest actuarial valuation, prepared as of June 30, 2016, are presented below:

Wage Inflation	3.00 percent
Future Salary Increases, including inflation	3.50 percent to 18.20 percent
COLA or Ad Hoc COLA	3 percent
Investment Rate of Return	7.50 percent net of investments expense, including inflation
Actuarial Cost Method	Entry Age Normal (level percent of payroll)

For post-retirement mortality, the table used in evaluating allowances to be paid is the RP-2014 Blue Collar Mortality Table with fully generational projection and Scale BB, with 120% of male rates and 110% of female rates used. The RP-2000 Disabled Mortality Table with 90% for male rates and 100% for female rates set back five years is used for the period after disability retirement. Special mortality tables are used for the period after disability retirement.

The actuarial assumptions used in the June 30, 2016 valuation were based on the results of an experience study that was completed June 30, 2015. As a result of the actuarial experience study, the following changes of assumptions affected the total pension liability since the prior measurement date: (a) the assumed rate of inflation was reduced from 3.25% to 3.00%, (b) payroll growth assumption was reduced from 4.00% to 3.50%, (c) assumed real wage growth was reduced from 0.75% to 0.50%, (d) Rates of withdrawal, retirement and disability were updated to reflect recent experience, (e) mortality among active members was updated to RP-2014 Blue Collar Mortality Table with fully generational projection and a five year age set-back for both males and females, (f) mortality among service retired members, and beneficiaries was updated to the following RP-2014 Blue Collar Mortality Table with fully generational projection with Scale BB, 120% of male rates, and 110% of female rates and (g) mortality among disabled members was updated to RP-2000 Disabled Mortality Table, 90% for male rates and 100% for female rates, set back five years is used for the period after disability retirement.

**BELPRE CITY SCHOOL DISTRICT
WASHINGTON COUNTY, OHIO**

NOTES TO THE BASIC FINANCIAL STATEMENTS
FOR THE FISCAL YEAR ENDED JUNE 30, 2017

NOTE 12 - DEFINED BENEFIT PENSION PLANS - (Continued)

The long-term return expectation for the Pension Plan Investments has been determined using a building-block approach and assumes a time horizon, as defined in SERS' *Statement of Investment Policy*. A forecasted rate of inflation serves as the baseline for the return expectation. Various real return premiums over the baseline inflation rate have been established for each asset class. The long-term expected nominal rate of return has been determined by calculating a weighted average of the expected real return premiums for each asset class, adding the projected inflation rate, and adding the expected return from rebalancing uncorrelated asset classes.

The target allocation and best estimates of arithmetic real rates of return for each major assets class are summarized in the following table:

<u>Asset Class</u>	<u>Target Allocation</u>	<u>Long-Term Expected Real Rate of Return</u>
Cash	1.00 %	0.50 %
US Equity	22.50	4.75
International Equity	22.50	7.00
Fixed Income	19.00	1.50
Private Equity	10.00	8.00
Real Assets	15.00	5.00
Multi-Asset Strategies	10.00	3.00
Total	<u>100.00 %</u>	

Discount Rate - The total pension liability was calculated using the discount rate of 7.50 percent. The projection of cash flows used to determine the discount rate assumed the contributions from employers and from the members would be computed based on contribution requirements as stipulated by State statute. Projected inflows from investment earning were calculated using the long-term assumed investment rate of return (7.50 percent). Based on those assumptions, the plan's fiduciary net position was projected to be available to make all future benefit payments of current plan members. Therefore, the long-term expected rate of return on pension plan investments was applied to all periods of projected benefits to determine the total pension liability.

Sensitivity of the School District 's Proportionate Share of the Net Pension Liability to Changes in the Discount Rate - Net pension liability is sensitive to changes in the discount rate, and to illustrate the potential impact the following table presents the net pension liability calculated using the discount rate of 7.50 percent, as well as what each plan's net pension liability would be if it were calculated using a discount rate that is one percentage point lower (6.50 percent), or one percentage point higher (8.50 percent) than the current rate.

	Current		
	1% Decrease (6.50%)	Discount Rate (7.50%)	1% Increase (8.50%)
School District's proportionate share of the net pension liability	\$ 4,711,308	\$ 3,558,557	\$ 2,593,657

**BELPRE CITY SCHOOL DISTRICT
WASHINGTON COUNTY, OHIO**

NOTES TO THE BASIC FINANCIAL STATEMENTS
FOR THE FISCAL YEAR ENDED JUNE 30, 2017

NOTE 12 - DEFINED BENEFIT PENSION PLANS - (Continued)

Actuarial Assumptions - STRS

The total pension liability in the June 30, 2016, actuarial valuation was determined using the following actuarial assumptions, applied to all periods included in the measurement:

Inflation	2.75 percent
Projected salary increases	2.75 percent at age 70 to 12.25 percent at age 20
Investment Rate of Return	7.75 percent, net of investment expenses
Cost-of-Living Adjustments (COLA)	2 percent simple applied as follows: for members retiring before August 1, 2013, 2 percent per year; for members retiring August 1, 2013, or later, 2 percent COLA paid on fifth anniversary of retirement date.

Mortality rates were based on the RP-2000 Combined Mortality Table (Projection 2022—Scale AA) for Males and Females. Males’ ages are set-back two years through age 89 and no set-back for age 90 and above. Females younger than age 80 are set back four years; one year set back from age 80 through 89 and not set back from age 90 and above.

Actuarial assumptions used in the June 30, 2016, valuation are based on the results of an actuarial experience study, effective July 1, 2012.

The 10 year expected real rate of return on pension plan investments was determined by STRS’ investment consultant by developing best estimates of expected future real rates of return for each major asset class. The target allocation and best estimates of geometric real rates of return for each major asset class are summarized as follows:

<u>Asset Class</u>	<u>Target Allocation</u>	<u>Long Term Expected Real Rate of Return *</u>
Domestic Equity	31.00 %	8.00 %
International Equity	26.00	7.85
Alternatives	14.00	8.00
Fixed Income	18.00	3.75
Real Estate	10.00	6.75
Liquidity Reserves	1.00	3.00
 Total	 <u>100.00 %</u>	 <u>7.61 %</u>

* 10-Year annualized geometric nominal returns, which include the real rate of return and inflation of 2.50% and does not include investment expenses. The total fund long-term expected return reflects diversification among the asset classes and therefore is not a weighted average return of the individual asset classes.

**BELPRE CITY SCHOOL DISTRICT
WASHINGTON COUNTY, OHIO**

NOTES TO THE BASIC FINANCIAL STATEMENTS
FOR THE FISCAL YEAR ENDED JUNE 30, 2017

NOTE 12 - DEFINED BENEFIT PENSION PLANS - (Continued)

Discount Rate - The discount rate used to measure the total pension liability was 7.75 percent as of June 30, 2016. The projection of cash flows used to determine the discount rate assumes member and employer contributions will be made at the statutory contribution rates in accordance with rate increases described above. For this purpose, only employer contributions that are intended to fund benefits of current plan members and their beneficiaries are included. Projected employer contributions that are intended to fund the service costs of future plan members and their beneficiaries, as well as projected contributions from future plan members, are not included. Based on those assumptions, STRS' fiduciary net position was projected to be available to make all projected future benefit payments to current plan members as of June 30, 2016. Therefore, the long-term expected rate of return on pension plan investments of 7.75 percent was applied to all periods of projected benefit payment to determine the total pension liability as of June 30, 2016.

Sensitivity of the School District 's Proportionate Share of the Net Pension Liability to Changes in the Discount Rate - The following table presents the School District 's proportionate share of the net pension liability calculated using the current period discount rate assumption of 7.75 percent, as well as what the School District 's proportionate share of the net pension liability would be if it were calculated using a discount rate that is one-percentage-point lower (6.75 percent) or one-percentage-point higher (8.75 percent) than the current rate:

	1% Decrease (6.75%)	Current Discount Rate (7.75%)	1% Increase (8.75%)
School District's proportionate share of the net pension liability	\$ 18,141,290	\$ 13,651,166	\$ 9,863,481

Changes Between Measurement Date and Report Date - In March 2017, the STRS Board adopted certain assumption changes which will impact their annual actuarial valuation prepared as of June 30, 2017. The most significant change is a reduction in the discount rate from 7.75 percent to 7.45 percent. In April 2017, the STRS Board voted to suspend cost of living adjustments granted on or after July 1, 2017. Although the exact amount of these changes is not known, the overall decrease to School District's NPL is expected to be significant.

NOTE 13 - POSTEMPLOYMENT BENEFITS

A. School Employees Retirement System

Health Care Plan Description - The School District contributes to the SERS Health Care Fund, administered by SERS for non-certificated retirees and their beneficiaries. For GASB 45 purposes, this plan is considered a cost-sharing, multiple-employer, defined benefit other postemployment benefit (OPEB) plan. The Health Care Plan includes hospitalization and physicians' fees through several types of plans including HMO's, PPO's, Medicare Advantage, and traditional indemnity plans as well as a prescription drug program. The financial report of the Plan is included in the SERS Comprehensive Annual Financial Report which can be obtained on SERS' website at www.ohsers.org under Employers/Audit Resources.

**BELPRE CITY SCHOOL DISTRICT
WASHINGTON COUNTY, OHIO**

**NOTES TO THE BASIC FINANCIAL STATEMENTS
FOR THE FISCAL YEAR ENDED JUNE 30, 2017**

NOTE 13 - POSTEMPLOYMENT BENEFITS - (Continued)

Access to health care for retirees and beneficiaries is permitted in accordance with Section 3309 of the Ohio Revised Code. The Health Care Fund was established and is administered in accordance with Internal Revenue Code Section 105(e). SERS' Retirement Board reserves the right to change or discontinue any health plan or program. Health care is financed through a combination of employer contributions and retiree premiums, copays and deductibles on covered health care expenses, investment returns, and any funds received as a result of SERS' participation in Medicare programs. Active employee members do not contribute to the Health Care Plan. Retirees and their beneficiaries are required to pay a health care premium that varies depending on the plan selected, number of qualified years of service, Medicare eligibility and retirement status.

Funding Policy - State statute permits SERS to fund the health care benefits through employer contributions. Each year, after the allocation for statutorily required basic benefits, the Retirement Board allocates the remainder of the employer contribution of 14 percent of covered payroll to the Health Care Fund. For fiscal year 2017, none of the employer contribution was allocated to health care. In addition, employers pay a surcharge for employees earning less than an actuarially determined minimum compensation amount, pro-rated according to service credit earned. For fiscal year 2017, this amount was \$23,500. Statutes provide that no employer shall pay a health care surcharge greater than 2 percent of that employer's SERS-covered payroll; nor may SERS collect in aggregate more than 1.5 percent of the total statewide SERS-covered payroll for the health care surcharge. For fiscal year 2017, the School District's surcharge obligation was \$25,242.

The School District's contributions for health care (including surcharge) for the fiscal years ended June 30, 2017, 2016, and 2015 were \$25,242, \$25,389, and \$34,961, respectively. The fiscal year 2017 amount has been reported as pension and postemployment benefits payable. The full amount has been contributed for fiscal years 2016 and 2015.

B. State Teachers Retirement System

Plan Description – The School District participates in the cost-sharing multiple-employer defined benefit Health Plan administered by the State Teachers Retirement System of Ohio (STRS) for eligible retirees who participated in the defined benefit or combined pension plans offered by STRS. Ohio law authorizes STRS to offer this plan. Benefits include hospitalization, physicians' fees, prescription drugs and reimbursement of monthly Medicare Part B premiums. The Plan is included in the report of STRS which can be obtained by visiting www.strsoh.org or by calling (888) 227-7877.

Funding Policy - Ohio law authorizes STRS Ohio to offer the Plan and gives the Retirement Board authority over how much, if any, of the health care costs will be absorbed by STRS Ohio. Active employee members do not contribute to the Plan. All benefit recipients pay a monthly premium. Under Ohio law, funding for post-employment health care may be deducted from employer contributions. For 2017, STRS Ohio did not allocate any employer contributions to the Health Care Stabilization Fund. None of the School District's contributions were allocated to fund health care for the fiscal years ended June 30, 2017, 2016 and 2015.

**BELPRE CITY SCHOOL DISTRICT
WASHINGTON COUNTY, OHIO**

NOTES TO THE BASIC FINANCIAL STATEMENTS
FOR THE FISCAL YEAR ENDED JUNE 30, 2017

NOTE 14 - BUDGETARY BASIS OF ACCOUNTING

While reporting financial position, results of operations, and changes in fund balance on the basis of generally accepted accounting principles (GAAP), the budgetary basis as provided by law is based upon accounting for certain transactions on a basis of cash receipts and disbursements.

The statement of revenue, expenditures and changes in fund balance - budget and actual (non-GAAP budgetary basis) presented for the general fund is presented on the budgetary basis to provide a meaningful comparison of actual results with the budget.

The major differences between the budget basis and the GAAP basis are that:

- (a) Revenues and other financing sources are recorded when received in cash (budget basis) as opposed to when susceptible to accrual (GAAP basis);
- (b) Expenditures and other financing uses are recorded when paid in cash (budget basis) as opposed to when the liability is incurred (GAAP basis);
- (c) In order to determine compliance with Ohio law, and to reserve that portion of the applicable appropriation, total outstanding encumbrances (budget basis) are recorded as the equivalent of an expenditure, as opposed to assigned or committed fund balance for that portion of outstanding encumbrances not already recognized as an account payable (GAAP basis);
- (d) Advances-in and advances-out are operating transactions (budget basis) as opposed to balance sheet transactions (GAAP basis); and,
- (e) Some funds are included in the general fund (GAAP basis), but have separate legally adopted budgets (budget basis).

The adjustments necessary to convert the results of operations for the year on the budget basis to the GAAP basis for the general fund are as follows:

	<u>General fund</u>
Budget basis	\$ (460,611)
Net adjustment for revenue accruals	(102,623)
Net adjustment for expenditure accruals	72,736
Net adjustment for other sources/uses	89,451
Funds budgeted elsewhere	(3,430)
Adjustment for encumbrances	98,442
GAAP basis	\$ (306,035)

Certain funds that are legally budgeted in separate special revenue and agency funds are considered part of the general fund on a GAAP basis. This includes the uniform school supplies fund, the adult education fund, the public school support fund and the unclaimed monies fund.

**BELPRE CITY SCHOOL DISTRICT
WASHINGTON COUNTY, OHIO**

NOTES TO THE BASIC FINANCIAL STATEMENTS
FOR THE FISCAL YEAR ENDED JUNE 30, 2017

NOTE 15 - CONTINGENCIES

A. Grants

The School District receives significant financial assistance from numerous federal, State and local agencies in the form of grants. The disbursement of funds received under these programs generally requires compliance with terms and conditions specified in the grant agreements and are subject to audit by the grantor agencies. Any disallowed claims resulting from such audits could become a liability of the School District. However, in the opinion of management, any such disallowed claims will not have a material effect on the financial position of the School District.

B. Litigation

The School District is not a party to legal proceedings that would have a material effect on the financial condition of the School District.

C. Foundation Funding

School District foundation funding is based on the annualized full-time equivalent (FTE) enrollment of each student. The Ohio Department of Education (ODE) is legislatively required to adjust/reconcile funding as enrollment information is updated by schools throughout the State, which can extend past the fiscal year end. As of the date of this report, additional ODE adjustments for fiscal year 2017 are not finalized. As a result, the impact of future FTE adjustments on the fiscal year 2017 financial statements is not determinable, at this time. Management believes this may result in either an additional receivable to, or a liability of, the School District.

NOTE 16 - SET-ASIDES

The School District is required by State law to annually set-aside certain general fund revenue amounts, as defined by statutory formula, for the acquisition and construction of capital improvements. Amounts not spent by the end of the fiscal year or offset by similarly restricted resources received during the year must be held in cash at fiscal year-end. This amount must be carried forward to be used for the same purpose in future years. Expenditures exceeding the set-aside requirement may not be carried forward to the next fiscal year.

The following cash-basis information describes the change in the fiscal year-end set-aside amount for capital improvements. Disclosure of this information is required by State statute.

	<u>Capital Improvements</u>
Set-aside balance June 30, 2016	\$ -
Current year set-aside requirement	181,253
Current year qualifying expenditures	<u>(315,248)</u>
Total	<u>\$ (133,995)</u>
Balance carried forward to fiscal year 2018	<u>\$ -</u>
Set-aside balance June 30, 2017	<u>\$ -</u>

**BELPRE CITY SCHOOL DISTRICT
WASHINGTON COUNTY, OHIO**

NOTES TO THE BASIC FINANCIAL STATEMENTS
FOR THE FISCAL YEAR ENDED JUNE 30, 2017

NOTE 17 - OTHER COMMITMENTS

The School District utilizes encumbrance accounting as part of its budgetary controls. Encumbrances outstanding at year end may be reported as part of restricted, committed, or assigned classifications of fund balance. At year end, the School District's commitments for encumbrances (less amounts already included in payables) in the governmental funds were as follows:

<u>Fund</u>	<u>Year-End Encumbrances</u>
General fund	\$ 82,727
Nonmajor governmental funds	<u>127,721</u>
Total	<u>\$ 210,448</u>

This page intentionally left blank.

**BELPRE CITY SCHOOL DISTRICT
WASHINGTON COUNTY, OHIO**

SCHEDULES OF REQUIRED SUPPLEMENTARY INFORMATION

SCHEDULE OF THE SCHOOL DISTRICT'S PROPORTIONATE SHARE OF
THE NET PENSION LIABILITY
SCHOOL EMPLOYEES RETIREMENT SYSTEM (SERS) OF OHIO

LAST FOUR FISCAL YEARS

	<u>2017</u>	<u>2016</u>	<u>2015</u>	<u>2014</u>
School District's proportion of the net pension liability	0.04862030%	0.04855520%	0.04701700%	0.04701700%
School District's proportionate share of the net pension liability	\$ 3,558,557	\$ 2,770,607	\$ 2,379,504	\$ 2,795,950
School District's covered-employee payroll	\$ 1,578,950	\$ 1,461,768	\$ 1,366,219	\$ 1,301,785
School District's proportionate share of the net pension liability as a percentage of its covered-employee payroll	225.37%	189.54%	174.17%	214.78%
Plan fiduciary net position as a percentage of the total pension liability	62.98%	69.16%	71.70%	65.52%

Note: Information prior to 2014 was unavailable. Schedule is intended to show information for 10 years. Additional years will be displayed as they become available.

Amounts presented for each fiscal year were determined as of the District's measurement date which is the prior year-end.

**BELPRE CITY SCHOOL DISTRICT
WASHINGTON COUNTY, OHIO**

SCHEDULES OF REQUIRED SUPPLEMENTARY INFORMATION

SCHEDULE OF THE SCHOOL DISTRICT'S PROPORTIONATE SHARE OF
THE NET PENSION LIABILITY
STATE TEACHERS RETIREMENT SYSTEM (STRS) OF OHIO

LAST FOUR FISCAL YEARS

	<u>2017</u>	<u>2016</u>	<u>2015</u>	<u>2014</u>
School District's proportion of the net pension liability	0.04078260%	0.04013640%	0.03904683%	0.03904683%
School District's proportionate share of the net pension liability	\$ 13,651,166	\$ 11,092,527	\$ 9,497,540	\$ 11,313,408
School District's covered-employee payroll	\$ 4,332,429	\$ 4,187,564	\$ 3,989,508	\$ 4,254,392
School District's proportionate share of the net pension liability as a percentage of its covered-employee payroll	315.09%	264.89%	238.06%	265.92%
Plan fiduciary net position as a percentage of the total pension liability	66.80%	72.10%	74.70%	69.30%

Note: Information prior to 2014 was unavailable. Schedule is intended to show information for 10 years. Additional years will be displayed as they become available.

**BELPRE CITY SCHOOL DISTRICT
WASHINGTON COUNTY, OHIO**

SCHEDULES OF REQUIRED SUPPLEMENTARY INFORMATION

SCHEDULE OF SCHOOL DISTRICT CONTRIBUTIONS
SCHOOL EMPLOYEES RETIREMENT SYSTEM (SERS) OF OHIO

LAST TEN FISCAL YEARS

	<u>2017</u>	<u>2016</u>	<u>2015</u>	<u>2014</u>
Contractually required contribution	\$ 205,709	\$ 221,053	\$ 192,661	\$ 189,358
Contributions in relation to the contractually required contribution	<u>(205,709)</u>	<u>(221,053)</u>	<u>(192,661)</u>	<u>(189,358)</u>
Contribution deficiency (excess)	<u>\$ -</u>	<u>\$ -</u>	<u>\$ -</u>	<u>\$ -</u>
School District's covered-employee payroll	\$ 1,469,350	\$ 1,578,950	\$ 1,461,768	\$ 1,366,219
Contributions as a percentage of covered-employee payroll	14.00%	14.00%	13.18%	13.86%

2013	2012	2011	2010	2009	2008
\$ 180,167	\$ 183,912	\$ 163,176	\$ 216,252	\$ 117,860	\$ 119,718
<u>(180,167)</u>	<u>(183,912)</u>	<u>(163,176)</u>	<u>(216,252)</u>	<u>(117,860)</u>	<u>(119,718)</u>
<u>\$ -</u>	<u>\$ -</u>	<u>\$ -</u>	<u>\$ -</u>	<u>\$ -</u>	<u>\$ -</u>
\$ 1,301,785	\$ 1,367,375	\$ 1,298,138	\$ 1,597,134	\$ 1,197,764	\$ 1,219,124
13.84%	13.45%	12.57%	13.54%	9.84%	9.82%

**BELPRE CITY SCHOOL DISTRICT
WASHINGTON COUNTY, OHIO**

SCHEDULES OF REQUIRED SUPPLEMENTARY INFORMATION

SCHEDULE OF SCHOOL DISTRICT CONTRIBUTIONS
STATE TEACHERS RETIREMENT SYSTEM (STRS) OF OHIO

LAST TEN FISCAL YEARS

	<u>2017</u>	<u>2016</u>	<u>2015</u>	<u>2014</u>
Contractually required contribution	\$ 600,834	\$ 606,540	\$ 586,259	\$ 518,636
Contributions in relation to the contractually required contribution	<u>(600,834)</u>	<u>(606,540)</u>	<u>(586,259)</u>	<u>(518,636)</u>
Contribution deficiency (excess)	<u>\$ -</u>	<u>\$ -</u>	<u>\$ -</u>	<u>\$ -</u>
School District's covered-employee payroll	\$ 4,291,671	\$ 4,332,429	\$ 4,187,564	\$ 3,989,508
Contributions as a percentage of covered-employee payroll	14.00%	14.00%	14.00%	13.00%

<u>2013</u>	<u>2012</u>	<u>2011</u>	<u>2010</u>	<u>2009</u>	<u>2008</u>
\$ 553,071	\$ 562,554	\$ 603,120	\$ 556,757	\$ 638,226	\$ 614,628
<u>(553,071)</u>	<u>(562,554)</u>	<u>(603,120)</u>	<u>(556,757)</u>	<u>(638,226)</u>	<u>(614,628)</u>
<u>\$ -</u>	<u>\$ -</u>	<u>\$ -</u>	<u>\$ -</u>	<u>\$ -</u>	<u>\$ -</u>
\$ 4,254,392	\$ 4,327,338	\$ 4,639,385	\$ 4,282,746	\$ 4,909,431	\$ 4,727,908
13.00%	13.00%	13.00%	13.00%	13.00%	13.00%

**BELPRE CITY SCHOOL DISTRICT
WASHINGTON COUNTY, OHIO**

**NOTES TO REQUIRED SUPPLEMENTARY INFORMATION
FOR THE FISCAL YEAR ENDED JUNE 30, 2017**

SCHOOL EMPLOYEES RETIREMENT SYSTEM (SERS) OF OHIO

Changes in benefit terms : There were no changes in benefit terms from the amounts reported for fiscal years 2014-2017.

Changes in assumptions: There were no changes in methods and assumptions used in the calculation of actuarial determined contributions for fiscal years 2014-2016. For fiscal year 2017, the following changes of assumptions affected the total pension liability since the prior measurement date: (a) the assumed rate of inflation was reduced from 3.25% to 3.00%, (b) payroll growth assumption was reduced from 4.00% to 3.50%, (c) assumed real wage growth was reduced from 0.75% to 0.50%, (d) Rates of withdrawal, retirement and disability were updated to reflect recent experience, (e) mortality among active members was updated to RP-2014 Blue Collar Mortality Table with fully generational projection and a five year age set-back for both males and females, (f) mortality among service retired members, and beneficiaries was updated to the following RP-2014 Blue Collar Mortality Table with fully generational projection with Scale BB, 120% of male rates, and 110% of female rates and (g) mortality among disabled members was updated to RP-2000 Disabled Mortality Table, 90% for male rates and 100% for female rates, set back five years is used for the period after disability retirement.

STATE TEACHERS RETIREMENT SYSTEM (STRS) OF OHIO

Changes in benefit terms : There were no changes in benefit terms from the amounts reported for fiscal years 2014-2017.

Changes in assumptions : There were no changes in methods and assumptions used in the calculation of actuarial determined contributions for fiscal years 2014-2017. See the notes to the basic financial statements for the methods and assumptions in this calculation.

BELPRE CITY SCHOOL DISTRICT
WASHINGTON COUNTY

SCHEDULE OF EXPENDITURES OF FEDERAL AWARDS
FOR THE YEAR ENDED JUNE 30, 2017

FEDERAL GRANTOR <i>Pass Through Grantor</i> Program / Cluster Title	Federal CFDA Number	Pass Through Entity Identifying Number	Total Federal Expenditures
U.S. DEPARTMENT OF AGRICULTURE			
<i>Passed Through Ohio Department of Education</i>			
Child Nutrition Cluster:			
Non-Cash Assistance (Food Distribution):			
National School Lunch Program	10.555	N/A	\$40,577
Cash Assistance:			
School Breakfast Program	10.553	051607-05PU-2017	113,092
National School Lunch Program	10.555	051607-LLP4-2017	249,048
Cash Assistance Subtotal			<u>362,140</u>
Total Child Nutrition Cluster			<u>402,717</u>
Total U.S. Department of Agriculture			<u>402,717</u>
U.S. DEPARTMENT OF EDUCATION			
<i>Passed Through Ohio Department of Education</i>			
Title I Grants to Local Educational Agencies	84.010	2016 2017	60,775 <u>302,598</u>
Total Title I Grants to Local Educational Agencies			363,373
Special Education Cluster:			
Special Education Grants to States	84.027	2016 2017	28,269 <u>205,812</u>
			234,081
<i>Passed through Ohio Valley Educational Service Center:</i>			
Special Education Preschool Grants	84.173	2017	<u>1,940</u>
Total Special Education Cluster			236,021
<i>Passed Through Ohio Department of Education</i>			
Rural Education	84.358	2017	20,292
Supporting Effective Instruction State Grant	84.367	2016 2017	7,276 <u>54,922</u>
Total Supporting Effective Instruction State Grant			62,198
<i>Passed Through Ohio Appalachian Collaborative:</i>			
Teacher Incentive Fund	84.374V	2016 2017	12,908 <u>12,529</u>
			<u>25,437</u>
Total U.S. Department of Education			<u>707,321</u>
Total Expenditures of Federal Awards			<u><u>\$1,110,038</u></u>

The accompanying notes are an integral part of this Schedule.

**BELPRE CITY SCHOOL DISTRICT
WASHINGTON COUNTY**

**NOTES TO THE SCHEDULE OF EXPENDITURES OF FEDERAL AWARDS
2 CFR 200.510(b)(6)
FOR THE FISCAL YEAR ENDED JUNE 30, 2017**

NOTE A – BASIS OF PRESENTATION

The accompanying Schedule of Expenditures of Federal Awards (the Schedule) includes the federal award activity of Belpre City School District (the School District) under programs of the federal government for the year ended June 30, 2017. The information on this Schedule is prepared in accordance with the requirements of Title 2 U.S. Code of Federal Regulations Part 200, *Uniform Administrative Requirements, Cost Principles, and Audit Requirements for Federal Awards* (Uniform Guidance). Because the Schedule presents only a selected portion of the operations of the School District, it is not intended to and does not present the financial position, changes in net assets, or cash flows of the School District.

NOTE B – SUMMARY OF SIGNIFICANT ACCOUNTING POLICIES

Expenditures reported on the Schedule are reported on the cash basis of accounting. Such expenditures are recognized following the cost principles contained in Title 2 U.S. Code of Federal Regulations Part 200, *Uniform Administrative Requirements, Cost Principles, and Audit Requirements for Federal Awards*, wherein certain types of expenditures may or may not be allowable or may be limited as to reimbursement. The School District has elected not to use the 10-percent de minimis indirect cost rate as allowed under the Uniform Guidance.

NOTE C - CHILD NUTRITION CLUSTER

The School District commingles cash receipts from the U.S. Department of Agriculture with similar State grants. When reporting expenditures on this Schedule, the School District assumes it expends federal monies first.

NOTE D – FOOD DONATION PROGRAM

The School District reports commodities consumed on the Schedule at the fair value. The School District allocated donated food commodities to the respective program that benefitted from the use of those donated food commodities.



Dave Yost • Auditor of State

INDEPENDENT AUDITOR'S REPORT ON INTERNAL CONTROL OVER FINANCIAL REPORTING AND ON COMPLIANCE AND OTHER MATTERS REQUIRED BY GOVERNMENT AUDITING STANDARDS

Belpre City School District
Washington County
2014 Rockland Ave.
Belpre, Ohio 45714-1118

To the Board of Education:

We have audited, in accordance with auditing standards generally accepted in the United States and the Comptroller General of the United States' *Government Auditing Standards*, the financial statements of the governmental activities, each major fund, and the aggregate remaining fund information of the Belpre City School District, Washington County, Ohio (the School District), as of and for the year ended June 30, 2017 and the related notes to the financial statements, which collectively comprise the School District's basic financial statements, and have issued our report thereon dated February 15, 2018.

Internal Control Over Financial Reporting

As part of our financial statement audit, we considered the School District's internal control over financial reporting (internal control) to determine the audit procedures appropriate in the circumstances to the extent necessary to support our opinions on the financial statements, but not to the extent necessary to opine on the effectiveness of the School District's internal control. Accordingly, we have not opined on it.

A *deficiency in internal control* exists when the design or operation of a control does not allow management or employees, when performing their assigned functions, to prevent, or detect and timely correct misstatements. A *material weakness* is a deficiency, or combination of internal control deficiencies resulting in a reasonable possibility that internal control will not prevent or detect and timely correct a material misstatement of the School District's financial statements. A *significant deficiency* is a deficiency, or a combination of deficiencies, in internal control that is less severe than a material weakness, yet important enough to merit attention by those charged with governance.

Our consideration of internal control was for the limited purpose described in the first paragraph of this section and was not designed to identify all internal control deficiencies that might be material weaknesses or significant deficiencies. Given these limitations, we did not identify any deficiencies in internal control that we consider material weaknesses. However, unidentified material weaknesses may exist.

Compliance and Other Matters

As part of reasonably assuring whether the School District's financial statements are free of material misstatement, we tested its compliance with certain provisions of laws, regulations, contracts, and grant agreements, noncompliance with which could directly and materially affect the determination of financial statement amounts. However, opining on compliance with those provisions was not an objective of our audit and, accordingly, we do not express an opinion. The results of our tests disclosed no instances of noncompliance or other matters we must report under *Government Auditing Standards*.

Purpose of this Report

This report only describes the scope of our internal control and compliance testing and our testing results, and does not opine on the effectiveness of the School District's internal control or on compliance. This report is an integral part of an audit performed under *Government Auditing Standards* in considering the School District's internal control and compliance. Accordingly, this communication is not suitable for any other purpose.

A handwritten signature in black ink that reads "Dave Yost". The signature is written in a cursive style with a large, looping initial "D".

Dave Yost
Auditor of State
Columbus, Ohio

February 15, 2018



Dave Yost • Auditor of State

INDEPENDENT AUDITOR'S REPORT ON COMPLIANCE WITH REQUIREMENTS APPLICABLE TO THE MAJOR FEDERAL PROGRAM AND ON INTERNAL CONTROL OVER COMPLIANCE REQUIRED BY THE UNIFORM GUIDANCE

Belpre City School District
Washington County
2014 Rockland Ave.
Belpre, Ohio 45714-1118

To the Board of Education:

Report on Compliance for the Major Federal Program

We have audited the Belpre City School District, Washington County, Ohio (the School District), compliance with the applicable requirements described in the U.S. Office of Management and Budget (OMB) *Compliance Supplement* that could directly and materially affect the School District's major federal program for the year ended June 30, 2017. The *Summary of Audit Results* in the accompanying Schedule of Findings identifies the School District's major federal program.

Management's Responsibility

The School District's management is responsible for complying with federal statutes, regulations, and the terms and conditions of its federal awards applicable to its federal programs.

Auditor's Responsibility

Our responsibility is to opine on the School District's compliance for the School District's major federal program based on our audit of the applicable compliance requirements referred to above. Our compliance audit followed auditing standards generally accepted in the United States of America; the standards for financial audits included in the Comptroller General of the United States' *Government Auditing Standards*; and the audit requirements of Title 2 U.S. *Code of Federal Regulations Part 200, Uniform Administrative Requirements, Cost Principles, and Audit Requirements for Federal Awards* (Uniform Guidance). These standards and Uniform Guidance require us to plan and perform the audit to reasonably assure whether noncompliance with the applicable compliance requirements referred to above that could directly and materially affect a major federal program occurred. An audit includes examining, on a test basis, evidence about the School District's compliance with those requirements and performing such other procedures as we considered necessary in the circumstances.

We believe our audit provides a reasonable basis for our compliance opinion on the School District's major program. However, our audit does not provide a legal determination of the School District's compliance.

Opinion on the Major Federal Program

In our opinion, the School District complied, in all material respects with the compliance requirements referred to above that could directly and materially affects its major federal program for the year ended June 30, 2017.

Report on Internal Control Over Compliance

The School District's management is responsible for establishing and maintaining effective internal control over compliance with the applicable compliance requirements referred to above. In planning and performing our compliance audit, we considered the School District's internal control over compliance with the applicable requirements that could directly and materially affect a major federal program, to determine our auditing procedures appropriate for opining on the major federal program's compliance and to test and report on internal control over compliance in accordance with the Uniform Guidance, but not to the extent needed to opine on the effectiveness of internal control over compliance. Accordingly, we have not opined on the effectiveness of the School District's internal control over compliance.

A deficiency in internal control over compliance exists when the design or operation of a control over compliance does not allow management or employees, when performing their assigned functions, to prevent, or to timely detect and correct, noncompliance with a federal program's applicable compliance requirement. *A material weakness in internal control over compliance* is a deficiency, or combination of deficiencies, in internal control over compliance, such that there is a reasonable possibility that material noncompliance with a federal program compliance requirement will not be prevented, or timely detected and corrected. *A significant deficiency in internal control over compliance* is a deficiency, or a combination of deficiencies, in internal control over compliance with federal program's applicable compliance requirement that is less severe than a material weakness in internal control over compliance, yet important enough to merit attention by those charged with governance.

Our consideration of internal control over compliance was for the limited purpose described in the first paragraph of this section and would not necessarily identify all deficiencies in internal control over compliance that might be material weaknesses or significant deficiencies. We did not identify any deficiencies in internal control over compliance that we consider to be material weaknesses. However, material weaknesses may exist that have not been identified.

This report only describes the scope of our internal control over compliance tests and the results of this testing based on Uniform Guidance requirements. Accordingly, this report is not suitable for any other purpose.



Dave Yost
Auditor of State
Columbus, Ohio

February 15, 2018

**BELPRE CITY SCHOOL DISTRICT
WASHINGTON COUNTY**

**SCHEDULE OF FINDINGS
2 CFR § 200.515
JUNE 30, 2017**

1. SUMMARY OF AUDITOR'S RESULTS

(d)(1)(i)	Type of Financial Statement Opinion	Unmodified
(d)(1)(ii)	Were there any material control weakness conditions reported at the financial statement level (GAGAS)?	No
(d)(1)(ii)	Were there any significant deficiencies in internal control reported at the financial statement level (GAGAS)?	No
(d)(1)(iii)	Was there any reported material noncompliance at the financial statement level (GAGAS)?	No
(d)(1)(iv)	Were there any material internal control weakness conditions reported for major federal programs?	No
(d)(1)(iv)	Were there any significant deficiencies in internal control reported for major federal programs?	No
(d)(1)(v)	Type of Major Programs' Compliance Opinion	Unmodified
(d)(1)(vi)	Are there any reportable findings under 2 CFR § 200.516(a)?	No
(d)(1)(vii)	Major Program: <ul style="list-style-type: none"> • Title I Grants to Local Educational Agencies – CFDA # 84.010 	
(d)(1)(viii)	Dollar Threshold: Type A/B Programs	Type A: > \$750,000 Type B: all others
(d)(1)(ix)	Low Risk Auditee under 2 CFR §200.520?	Yes

**2. FINDINGS RELATED TO THE FINANCIAL STATEMENTS
REQUIRED TO BE REPORTED IN ACCORDANCE WITH GAGAS**

None.

3. FINDINGS FOR FEDERAL AWARDS

None.

This page intentionally left blank.



Dave Yost • Auditor of State

BELPRE CITY SCHOOL DISTRICT

WASHINGTON COUNTY

CLERK'S CERTIFICATION

This is a true and correct copy of the report which is required to be filed in the Office of the Auditor of State pursuant to Section 117.26, Revised Code, and which is filed in Columbus, Ohio.

Susan Babbitt

CLERK OF THE BUREAU

**CERTIFIED
MARCH 6, 2018**