

# **Streetsboro City School District, Streetsboro, Ohio**

Comprehensive Annual Financial Report  
For the Fiscal Year Ended June 30, 2016

Prepared By:  
Catherine Rouse, Treasurer/CFO  
And Treasurer's Office Staff





# Dave Yost • Auditor of State

Board of Education  
Streetsboro City School District  
9000 Kirby Lane  
Streetsboro, Ohio 44241

We have reviewed the *Independent Auditor's Report* of the Streetsboro City School District, Portage County, prepared by Rea & Associates, Inc., for the audit period July 1, 2015 through June 30, 2016. Based upon this review, we have accepted these reports in lieu of the audit required by Section 117.11, Revised Code. The Auditor of State did not audit the accompanying financial statements and, accordingly, we are unable to express, and do not express an opinion on them.

Our review was made in reference to the applicable sections of legislative criteria, as reflected by the Ohio Constitution, and the Revised Code, policies, procedures and guidelines of the Auditor of State, regulations and grant requirements. The Streetsboro City School District is responsible for compliance with these laws and regulations.

A handwritten signature in cursive script that reads "Dave Yost".

Dave Yost  
Auditor of State

February 21, 2017



Table of Contents

<b>I. Introductory Section</b>	<b>Page</b>
Letter of Transmittal .....	v
Public Officials Roster .....	xviii
Organizational Chart .....	xix
GFOA Certificate of Achievement .....	xx
<b>II. Financial Section</b>	
Independent Auditor’s Report.....	1
Management’s Discussion and Analysis.....	5
Basic Financial Statements:	
Government-wide Financial Statements:	
Statement of Net Position.....	16
Statement of Activities .....	17
Fund Financial Statements:	
Balance Sheet – Governmental Funds.....	18
Reconciliation of Total Governmental Fund Balances to Net Position of Governmental Activities .....	19
Statement of Revenues, Expenditures and Changes in Fund Balances – Governmental Funds .....	20
Reconciliation of the Statement of Revenues, Expenditures and Changes In Fund Balances of Governmental Funds to the Statement of Activities .....	21
Statement of Revenues, Expenditures and Changes in Fund Balance - Budget (Non-GAAP Basis) and Actual – General Fund .....	22
Statement of Fiduciary Net Position – Fiduciary Funds .....	23
Statement of Changes in Fiduciary Net Position – Private Purpose Trust Funds.....	24
Notes to the Basic Financial Statements .....	25
Required Supplementary Information:	
Schedule of the School District’s Proportionate Share of the Net Pension Liability – Last Three Fiscal Years.....	59
Schedule of School District Contributions – Last Ten Fiscal Years.....	60
Combining Statements and Individual Fund Statements:	
Combining Statements - Nonmajor Governmental Funds:	
Fund Descriptions .....	64
Combining Balance Sheet – Nonmajor Governmental Funds.....	66
Combining Statement of Revenues, Expenditures and Changes in Fund Balances – Nonmajor Governmental Funds.....	67
Combining Balance Sheet – Nonmajor Special Revenue Funds .....	68
Combining Statement of Revenues, Expenditures and Changes in Fund Balances – Nonmajor Special Revenue Funds .....	70
Individual Fund Schedules of Revenues, Expenditures and Changes in Fund Balance - Budget (Non-GAAP Basis) and Actual Governmental Funds – Major and Nonmajor:	
Food Service Fund.....	73
Uniform School Supplies Fund .....	74
Adult Education Fund.....	75
Rotary Fund.....	76
Public School Support Fund .....	77

Table of Contents  
(Continued)

Miscellaneous Local Grants Fund .....	78
Surround Care Fund .....	79
Underground Storage Tanks Fund.....	80
Classroom Facilities Maintenance Fund.....	81
District Managed Student Activities Fund .....	82
Data Communications Fund .....	83
Miscellaneous State Grants Fund .....	84
IDEA Special Education Grant Fund .....	85
Title III Fund .....	86
Title I Fund .....	87
IDEA Preschool Grant for Handicapped Fund.....	88
Improving Teacher Quality Fund .....	89
Bond Retirement Fund .....	90
Permanent Improvement Fund .....	91
Building Fund.....	92
Classroom Facilities Fund.....	93
<b>Fiduciary Funds:</b>	
Combining Statements – Nonmajor Fiduciary Funds Fund Descriptions.....	95
Combining Statement of Fiduciary Net Position – Private Purpose Trust Funds .....	96
Combining Statement of Changes in Fiduciary Net Position – Private Purpose Trust Funds .....	97
Combining Statement of Assets and Liabilities – Agency Funds .....	98
Statement of Changes in Assets and Liabilities – Agency Funds .....	99
 <b>III. Statistical Section</b>	
Statistical Section Table of Contents .....	S-1
 <u>Financial Trends:</u>	
Net Position by Component - Last Ten Fiscal Years .....	S-2
Changes in Net Position of Governmental Activities	
Last Ten Fiscal Years .....	S-3
Program Revenues of Governmental Activities by Function	
Last Ten Fiscal Years .....	S-5
Changes in Fund Balances, Governmental Funds - Last Ten Fiscal Years .....	S-6
Fund Balances, Governmental Funds - Last Ten Fiscal Years .....	S-8
 <u>Revenue Capacity:</u>	
Assessed and Estimated Actual Value of Taxable Property -	
Last Ten Collection Years .....	S-9
Property Tax Rates – All Direct and Overlapping Governments	
Last Ten Collection Years .....	S-10
Levied School Tax Rates - Last Ten Collection Years .....	S-11

Table of Contents  
(Continued)

Property Tax Levies and Collections, Real, Public Utility Tax and Tangible	
Personal Property – Last Ten Collection Years.....	S-12
Principal Taxpayers - Real Property Tax 2015 and 2008 .....	S-13
Principal Taxpayers - Public Utilities Tax - 2015 and 2007 .....	S-14
 <u>Debt Capacity:</u>	
Ratio of Outstanding Debt by Type – Last Ten Fiscal Years .....	S-15
Ratio of Debt to Actual Value and Debt Per Capita - Last Ten Collection Years .....	S-16
Computation of Direct and Overlapping General Obligation Bonded Debt .....	S-17
Computation of Legal Debt Margin - Last Ten Fiscal Years.....	S-18
 <u>Economic and Demographic Information:</u>	
Demographic and Economic Statistics – Last Ten Years .....	S-19
Principal Employers .....	S-20
 <u>Operating Information:</u>	
School District Employees by Function/Program	
Last Ten Fiscal Years .....	S-21
Operating Statistics - Last Ten Fiscal Years .....	S-22
Building Statistics by Function/Program - Last Ten Fiscal Years .....	S-23
Teachers by Education Level - Last Ten Fiscal Years.....	S-24
Teachers’ Salaries - Last Ten Fiscal Years .....	S-25
Enrollment Statistics - Last Ten Fiscal Years .....	S-26
Average Number of Students Per Teacher - Last Ten Fiscal Years.....	S-27
Attendance and Graduation Rates - Last Ten Fiscal Years.....	S-28
Academic Performance Data – Last Ten School Years .....	S-29
ODE Similarity Ranking – Last Ten Fiscal Years .....	S-30

**This page intentionally left blank.**





**This page intentionally left blank.**

---

## INTRODUCTORY SECTION





# Streetsboro City School District



9000 Kirby Lane Streetsboro, Ohio 44241  
Phone: (330) 626-4900 Fax: (330) 626-8102  
www.streetsboroschools.com

## **Board of Education**

John Kelly, President  
Kevin Grimm, Vice President  
Denise Baba  
Andrew Lesak  
Brian Violi

## **Administration**

R. Michael Daulbaugh, Superintendent  
Catherine V. Rouse, Treasurer

December 22, 2016

To the Citizens and Board of Education of the Streetsboro City School District:

The Comprehensive Annual Financial Report (CAFR) of the Streetsboro City School District (the “School District”) is hereby submitted. This report provides full disclosure of the financial operation of the School District for the fiscal year ended June 30, 2016. This CAFR includes an opinion from Rea and Associates, Inc. and conforms to Generally Accepted Accounting Principles (GAAP) as applicable to governmental entities.

To the best of our knowledge and belief, this CAFR and the enclosed data are accurate in all material respects and are reported in a manner designed to present fairly the financial position and results of operations of the various funds as well as the School District as a whole. This CAFR is representative of the School District’s commitment to provide meaningful information to the citizens of the Streetsboro City School District.

Management assumes full responsibility for the completeness and reliability of the information contained in this report, based upon a comprehensive framework of internal control that it has established for this purpose. Because the cost of internal control should not exceed anticipated benefits, the objective is to provide reasonable, rather than absolute, assurance that the financial statements are free of any material misstatements.

Management’s discussion and analysis (MD&A) immediately follows the independent auditor’s report and provides a narrative introduction, overview, and analysis of the basic financial statements. MD&A complements this letter of transmittal and should be read in conjunction with it.

Copies of this report will be made available to all interested parties. A copy will be sent to all School District administrators, Board of Education members and designated State Information Depositories.

## **Description of the School District**

Situated near the north-south Continental Divide in the former Connecticut Western Reserve and within an easy drive of the Great Lakes, the Streetsboro City School District offers its students a progressive, achievement-oriented educational program within a rural-suburban living atmosphere at the southeastern edge of the Cleveland economic region.

The 25-square-mile School District is located in the northwestern quadrant of Portage County. The School District educates students who live within the boundaries of the City of Streetsboro. The City of Streetsboro has experienced tremendous growth over the past two decades, ranking among Ohio’s fastest growing cities in recent years. According to 2015 United States Census Bureau data, the population is estimated to be 16,312. This represents an approximate 32% increase in population since 2000 when there were 12,311 residents. The City of

Streetsboro is located within the Akron Metropolitan statistical area and the Cleveland economic region as designated by Rand McNally's economic atlas. Despite current housing patterns and economic development trends, the location of the City and the amount of undeveloped land suggest that the population of the City will continue to grow in the future. The Ohio Turnpike (Interstate 80), which opened in 1955, bisects the School District. Exit 13 (currently known as Exit 187) of the original 16 Turnpike exits is located where State Route 14 meets Interstate 480. Direct high-speed access to the suburbs and City of Cleveland, approximately 25 miles to the northwest, is provided via Interstate 480. State routes 14, 43 and 303 join in the center of the community forming the most heavily traveled intersection in Portage County, according to regional transportation data. Rail access is provided to the business community via the Wheeling-Lake Erie Railway. General aviation access is available via the Portage County Airport in nearby Shalersville Township. Commercial air access is available via Cleveland Hopkins Airport, Akron-Canton Airport and Pittsburgh International Airport. The Cuyahoga River flows south-southwest through the community into Lake Rockwell.

Leading regional and national cultural institutions are readily accessible including the Cleveland Art Museum, Cleveland Natural History Museum, Western Reserve Historical Society, Great Lakes Science Center, Rock and Roll Hall of Fame, Cleveland Orchestra and National Inventors Hall of Fame. Major colleges, universities and post-secondary educational institutions are located nearby. Portage County's primary health care facility is Robinson Memorial Hospital. Other nationally recognized medical institutions including the Cleveland Clinic, University Hospitals and Children's Hospital Medical Center of Akron are nearby. Housing opportunities are numerous and include apartments, condominiums, assisted care facilities, cluster homes and single family homes. The School District has a diverse socio-economic profile that includes middle and upper-income families. Cultural diversity enhances the educational process at Streetsboro City School District, as the student population represents various ethnicities, national origins, race and religions. This diversity creates a positive learning environment where students broaden world views and learn to respect different backgrounds and traditions.

The opening of Ohio Turnpike Exit 13 (currently known as Exit 187) in 1955 began a migration of people into Streetsboro that continues today. Initially, most new residents were from Ohio and the surrounding states. Today, many newcomers are from the Far East and India as well as other regions of the United States.

At June 30, 2016, the School District had 2,182 public students enrolled in five school buildings; Wait Elementary School, Campus Elementary School, Henry Defer Intermediate School, Streetsboro Middle School and Streetsboro High School. Career technical educational programs are offered to students through the Maplewood Career Center, which serves most Portage County school districts. Education for children with low-incidence special needs is provided by the Portage County Board of Developmental Disabilities, an unaffiliated public agency. The School District also operates several ancillary facilities including a central transportation and maintenance facility and several athletic facilities. The federal Head Start program leases land from the Board of Education for a pre-school program facility that serves children in the community who have not attained school age.

Besides the facilities of the School District, other local governments and agencies provide cultural and recreational opportunities of local interest. The Portage County Library District operates a library for local residents in a building on Board-owned land that is maintained by the City of Streetsboro. The State of Ohio Department of Natural Resources operates Tinker's Creek State Park, which is located in northwestern Streetsboro. In addition to traditional municipal services, the City of Streetsboro also sponsors many activities for children and senior citizens. Public health needs are served through the Portage County General Health District.

Through the use of Ohio's Enterprise Zone incentive program, new businesses have been attracted to the community or encouraged to expand. The City of Streetsboro has encouraged commercial development through the use of tax-increment financing for infrastructure improvements. Compensation payments are received by the School District as a result of the tax abatements.

### **Organization of the School District**

The Board of Education (the "Board") is comprised of five members elected at large by the citizens of the School District. The Board serves as the taxing authority, contracting body, appropriating entity and policy initiator for the School District. The Board is responsible for the adoption of a tax budget, an annual operating budget and approves all debt issues of the School District. The Board is a body politic and corporate pursuant to Section 3313.02 of the Ohio Revised Code, and has only those powers and authority conferred upon it or otherwise implied by State statute.

The Superintendent is the chief executive officer of the School District and is responsible directly to the Board for all administrative operations within the School District. Mr. Michael Daulbaugh became Superintendent on August 1, 2013; his current contract expired on July 31, 2016. The Board of Education has entered into a succeeding contract with Mr. Daulbaugh that commences August 1, 2016 and ends on July 31, 2021.

The Treasurer is the chief financial officer of the School District and is responsible directly to the Board for all financial operations, investments, custody of all School District funds and assets, and serves as Secretary to the Board. Mrs. Catherine Rouse serves as the School District's Treasurer. Mrs. Rouse became Treasurer on August 1, 2010; her current contract expires on July 31, 2019.

All other School District employees, except those who report directly to the Treasurer, are responsible to the Superintendent and are employed by the Board upon the recommendation of the Superintendent.

### **Economic Condition and Future Outlook**

Known as the Gateway to Progress, the City of Streetsboro is centrally located between the four major cities of northeastern Ohio—Cleveland, Akron, Canton and Youngstown. Location, vision, and investing in infrastructure have been key elements which enabled the City to build a solid business base with continued growth, and open land for future development. In addition, the City of Streetsboro has a comparatively low tax rate for business establishments.

Streetsboro City School District works cooperatively with the Portage County Economic Development Corporation and the Streetsboro Chamber of Commerce to attract new businesses to the area.

Historically, the assessed valuation of property in the School District has increased as a direct result of business and residential development. Provided economic conditions improve to pre-recession levels, the School District will once again see growth in both valuation of property and pupil enrollment due to the amount of undeveloped land that exists within the boundaries of the School District.

Streetsboro City School District benefits from strong community support which includes not only City Council, individual residents and staff, but also organizations such as Parents for Public Schools Streetsboro, Streetsboro Community PTA, Streetsboro Education Foundation, Athletic and Band Boosters, and many others. This support has not only assisted the district in achieving above expected growth for student performance as determined by the Ohio Department of Education, but has also been instrumental in the passage of levies. In November 2013, the community passed a bond issue that facilitated a partnership between the School District and the Ohio Facilities Construction Commission (OFCC) to rebuild its educational facilities.

The basic cost of the OFCC project has been determined to be \$68,706,345, of which the State's portion is \$24,047,221 (35%) and the school's portion is \$44,659,124. After application of a credit earned under the Commission's Expedited Local Partnership Program (ELPP) (of \$13,039,851) the local share becomes \$31,619,273. Adding Locally Funded Initiatives (LFI's) for additional classrooms at Campus Elementary School and an auditorium and new stadium at the high school, the local aggregate principal amount is \$38,726,898. The School District passed a 4.56 mill bond issue and a 0.5 mill additional levy for general permanent improvements on the November 5, 2013 ballot for the project. The final ELPP Closeout Credit Report was executed May 11, 2016 in the amount of \$13,945,408.

Funds raised from the bond issue are being used to build a new high school that includes an auditorium and stadium. The new high school will house grades nine through twelve. The current high school will be renovated to house grades six through eight. Renovations and added classroom space at Campus Elementary will help accommodate grades pre-K through three.

While there are no plans to renovate other buildings, there will be changes. To help eliminate overcrowding, Defer will see a new grade configuration that accommodates grades four through five. Wait Primary School will be taken off line and no longer used as a school building. The existing Middle School will be kept for School District use as possible administrative offices and/or an indoor sports facility (wrestling, weight room, and gym and practice facility).

The Board of Education held a formal ground breaking ceremony at the new high school site on August 16, 2015. Completion of the new high school and Campus Elementary is projected to be December 2016.

Construction of the new stadium, a \$3.9 million project is also underway. The stadium will include artificial turf, all- weather track a 7,000 square foot fieldhouse, concession stands, press box, fencing, home and visitor bleachers, and a ballfield. Completion of the stadium is expected in August, 2017.

#### State Funding/HB

HB64, the state biennial budget bill for fiscal years 2016 and 2017 increased basic aid per pupil (Opportunity Grant funds) from \$5,800 in fiscal year 2015 to \$5,900 in fiscal year 2016 and \$6,000 in fiscal year 2017. Funding is a combination of state and local money, as the state takes into account an average valuation factor and a district income factor and determines a state share index (SSI). The state will pay the percentage calculated by the state share index. The SSI for Streetsboro City School District is estimated at 0.321518982 or about \$1,929.11 per pupil paid by the state in fiscal year 2017. State funding increases are also capped at 7.5% both years of the budget.

HB64 reinstated the phase out of the Tangible Personal Property and Public Utility Tangible Personal Property Tax replacement payments to school districts. Reductions compound each year until the TPP payments are gone. A supplement was provided in FY16 which guaranteed that no district would receive less total state funding (state aid and TPP reimbursement) than they received in fiscal year 2015. No supplement will be provided to districts in fiscal year 2017.

Streetsboro City School District collected approximately \$2.3 million in TPP reimbursement in fiscal year 2015, and \$1.9 in fiscal year 2016. Under current law, the district will receive its last payment in 2020 of approximately \$239,876.00.



## **The Reporting Entity**

The School District has reviewed its reporting entity definition in order to ensure conformance with Governmental Accounting Standards Board Statement No. 14, *The Financial Reporting Entity*, as amended by Governmental Accounting Standards Board Statement No. 39, *Determining Whether Certain Organizations are Component Units* and GASB Statement No. 61, *The Financial Reporting Entity: Omnibus an amendment of GASB Statements No. 14 and No. 34*. In evaluating how to define the School District for financial reporting purposes, management has considered all agencies, departments, and organizations making up the School District (the primary government) and its potential components units. Based upon the application of these criteria, the School District has no component units and is not itself a component unit. The basic financial statements of the reporting entity include only those of the School District (the primary government).

The Stark Portage Area Computer Consortium (SPARCC) is reported as a jointly governed organization without equity interest. The School District also participates in the Portage Area Schools Consortium Health and Welfare insurance plan, an insurance group-purchasing pool, and several group purchasing programs.

## **Major Initiatives and Accomplishments**

During the 2016-17 school year a variety of educational programs continue to be offered to meet the diverse needs of the District's students. In addition to the general education program, programs for children with above-average and below-average cognitive abilities were made available to meet the unique needs of those children. The Response to Intervention model was formalized during the 2008-2009 school year and a new emphasis will be placed on refining this model throughout the 2016-2017 school year under the direction of the School District's Director of Student Services. Also, since the 2002-2003 school year, the School District has offered an all-day, every-day kindergarten program. The administration believes improved student test scores at the elementary level are materially attributable to this initiative, and related academic improvement efforts.

High school students are offered a variety of courses designed to provide college preparation and workforce training. Four units of study are required of high school students in core academic areas. Eighth grade students with sufficient academic ability may also enroll in certain courses taught at a high-school level of understanding. A major curriculum initiative began in the 2011-2012 school year aligning the School District's curriculum to the Common Core Standards. The goal of this initiative is to improve the delivery of instruction from teacher to student. Several advanced placement courses are also offered at the high school. Post-secondary enrollment options are available from several nearby institutions of higher education, including the University of Akron and Kent State University. Both the high school and middle school offer extracurricular, athletic and fine arts programs. All schools have media centers, lunch programs and dedicated space for art, music and physical education. Outside programs, such as Drug Abuse Resistance Education (DARE), are offered to students on an age-appropriate basis. In addition, the School District has invested significant funds in the past few years for textbooks and ancillary materials in order to align science curricula with State of Ohio Achievement Tests.

Starting with the 2002-2003 school year, the School District's mission has been to make technology available to all students so that they are technologically literate by the end of the eighth grade. It is the vision of the School District to continue to implement and upgrade a curriculum-based technology plan that will reflect the School District's commitment to accomplish the following: increase student research, problem solving, thinking and communication skills; prepare all students in the School District to function effectively in a technology-based world; provide students with the tools, knowledge, and training required from them to access, explore, and create information sources; support curriculum development and communication by maintaining and enhancing connectivity between classrooms, buildings, agencies, and the community; provide continuous staff development opportunities to implement the technology plan; provide the community with the opportunities for technology awareness, training, involvement, and connectivity; and continually evaluate and revise the technology/curriculum plan to ensure that the necessary materials will be provided, maintained and upgraded.

All teachers and paraprofessionals are actively involved in the use of technology for instruction and assessment to improve student learning. The School District intends to provide state-of-the-art hardware at all workstations in the classrooms and labs. Additionally, the School District has added Wi-Fi at every School District building to increase student and staff access to online resources and several additional one-to-one/mobile technology carts have been added at every School District building. In fact, the School District is committed to achieving a one-to-one mobile technology ratio in the years to come.

Specialists in reading, mathematics, guidance, art, music and physical education support classroom teachers at all levels. Nurses, psychologists, speech pathologists and other aides are employed to assist students at all levels. The School District's Special Services program includes school health and psychological services, pupil appraisal, counseling, guidance, special education, speech, language and hearing services.

The School District seeks to provide an academic program that is competitive with its peers. Some attributes of these programs, listed by school building, include the following:

### Streetsboro High School

Streetsboro High School offers approximately 90 courses in a format that encompasses elements of a traditional schedule and a block schedule, including Advanced Placement, honors, and accelerated courses. Streetsboro High School has many initiatives. Most notably, building administrators and staff are updating and/or modifying curriculum maps and implementing common assessments. These two key initiatives will continue to increase student achievement by ensuring that building administrators and staff focus on presenting the standards established by the State through proven delivery methods.

Streetsboro High School has continued to experience an increase in the number of graduating seniors who attend two or four year colleges or universities. This number has grown from 26% in 2001 to 61% in 2012. In 2015, this number grew to approximately 65%. Currently, nearly three out of four students graduating from Streetsboro High School are continuing their education at a higher level in order to compete in the global economy.

Streetsboro High School continues to see increases in the number of students participating in the State's College Credit Plus Program. The College Credit Plus allows 9th through 12th grade students to enroll full or part-time at approved colleges, universities or technical schools. Through this program, students have enrolled at Cuyahoga Community College, Kent State University and the University of Akron. The purpose of the program is to promote rigorous education pursuits and to provide a wide variety of educational options for students.

Beginning with the 2013-2014 school year, the School District introduced a STEM program to high school students emphasizing engineering. This new program will be phased in over four school years and utilizes the Project Lead the Way curriculum. A robotics component was added to the curriculum beginning with the 2014-2015 school year and a new digital electronics component was added beginning with the 2015-2016 school year. In the entry-level STEM classes, participation has increased to the extent that the School District had to add a second class for the 2015-2016 school year.

The School District holds a license from the Federal Communications Commission to operate from Streetsboro High School a 1,000-watt FM broadcast radio station, WSTB-FM. The signal of 88.9 FM is available throughout the County and in parts of adjacent counties. Three fine-arts classes are offered in conjunction with WSTB-FM. The School District also initiated a digital upgrade to the WSTB-FM facilities with the purchase of all digital equipment.

In addition, the School District operates a local cable access television station, Channel 16. Four fine-arts classes are offered in conjunction with Channel 16.

The School District supports a School to Work program that provides students in grade 12 the opportunity to shadow professionals in careers of interest to them. The seniors can participate for two nine-week sessions.

High school students, along with middle school students, are eligible to participate in a wide range of interscholastic sports programs, sanctioned where applicable by the Ohio High School Athletic Association.

### Streetsboro Middle School

Streetsboro Middle School serves all School District students enrolled in grades 7 and 8. An innovative curriculum mixing a full-year core of academic offerings is combined with related arts programs such as foreign language instruction, physical education (grades 7 and 8), computer and technology instruction, living skills instruction, study skills (grades 7 and 8) and fine arts instruction.

Streetsboro Middle School offers quality music programs. Students consistently receive top-level ratings at interscholastic musical competitions. Streetsboro Middle School's jazz band has performed at the Ohio Music Education Association Conference of Music Educators, being the only middle school jazz band in the State to do so.

Streetsboro Middle School students have the opportunity to be involved in extracurricular activities such as Student Council and Diversity Club. Streetsboro Middle School students, similar to Streetsboro High School students, are eligible to participate in a wide range of interscholastic sports programs, sanctioned where applicable by the Ohio High School Athletic Association.

Streetsboro Middle School has initiated a successful STEM club. The students in this club have competed on a local and state level in robotics competitions as well as designed and raced an All American Soap Box Derby car.

### Defer Intermediate School

Defer Intermediate School serves students in grades 4, 5, and 6. Opened for the 2002-03 school year, Defer Intermediate School is currently the newest school building in the School District.

Defer Intermediate School offers a variety of enrichment and intervention programs for students at little or no cost to the students. Defer Intermediate School offers clubs in the related arts area such as music ensemble, juggling club, and drama. Additionally, this school provides academic clubs such as Math 24. Defer Intermediate School's intervention program supports students with learning disabilities and those who struggle in math and/or language arts. The intervention program is scheduled during the day and does not take away from classroom instruction.

Students generally are placed on a team with two teachers; their homeroom teacher and their switch teacher. There are some circumstances that deviate from this model and provide students instruction on a team of three teachers or self-contained with one teacher. Special education services and gifted services are provided for those students who qualify.

Students also have the opportunity to participate in related arts classes, such as music, art, physical education, library, and technology. All of these subjects teach the State standards, if applicable, as well as the standards from the core subjects. Band is an additional class in which students may participate at grades 5 and 6.

### Campus Elementary School

Campus Elementary School serves students in grades 2 and 3 in an academically rich and safe environment. It is the first school in the School District to earn an "Excellent" rating from the State and did so for seven years.

Campus Kids With Character, Character Education Programs, Promoting Assets Through Character Education in Streetsboro (PACES), and Diversity Programs are just a few of the ways in which the Campus Elementary School staff works with students to encourage values and positive actions. Rewards for positive behavior are a key element to all of the programs implemented in the building.

Campus Elementary School has an exceptionally strong Intervention Assistance Team to assist students in which academic, social or emotional concerns are recognized. The team meets with parents and teachers to discuss individual students and the difficulties that they are experiencing during school hours. This support system has been put in place to assist parents, teachers and students.

The staff at Campus Elementary School is committed to helping all students reach their maximum educational potential. Staff members have been trained on many different interventions and ways to implement these interventions so they are meeting the needs of all students no matter what their academic functioning.

Intervention coaches and educational aides are of special importance at Campus Elementary School. This support team assists classroom teachers by instructing special education and at-risk students daily to improve their reading and mathematical skills. Both the intervention coaches and educational aides work within the classrooms creating a successful co-teaching environment for all students and improve the student to teacher ratio in the classroom.

### Wait Primary School

Wait Primary School serves students in first grade, kindergarten and pre-school. Starting with the 2005-2006 school year, the School District began operating a pre-school program at Wait Primary School in lieu of providing such instruction for special needs students in an out-of-district setting.

Wait Primary School offers all-day kindergarten to all students without charge to the parent. Since it began with the 2002-2003 school year, more than 1,000 students have participated in the program. The administration proffers that the foundation for improving student performance at Campus Elementary School on state-mandated tests is laid through this program.

Wait Primary School has integrated many programs to support its students as they transition into their first experience in their academic career. This has created an expectation of success for students as they go through their two years at Wait Primary School. The staff possesses a nice balance of understanding the needs of the young child while having the expertise to successfully transition their students to have the basics necessary to be successful as they move through the School District's schools.

An Integrated Preschool at Wait Primary School offers support for all students who are three years of age or older and have been identified with developmental needs that could have an effect on the academic performance of the student. Wait Primary Schools offers a program that integrates those students with students who live in the School District who are developing "typically" for their age. This program is four days a week (1/2 day). There are four preschool classes this academic year. Beginning with the 2013-2014 school year, the School District made the commitment to bus all preschool students to school and worked to increase the enrollment in the program.

Small group intervention is provided in both reading and math for kindergarten and first graders. This helps promote an expectation that all students will be on grade level by the time they leave Wait Primary School.

## **Future Initiatives**

In the spring of 2009, the School District participated in the Ohio Improvement Process and a School District plan with three goals was implemented for the 2009-2010 school year. These goals were implemented as five-year goals. The School District continued its work toward these goals in 2014-2015. In 2015, new goals were developed and the district is partnering with the State Support Team Region 8 (SST 8), which supports school districts in the Counties of Portage, Summit and Medina through the Ohio Department of Education's Office of Improvement and Innovation, to focus on achieving these goals. These goals continue to be the School District's focus as its work to implement SST 8's Five-Step Process (i.e., a process under which teachers pre-assess their students to determine what they know, work as a team to teach the material in the best way, and post-assess their students to determine what the students learned) for continuous improvement.

For the 2016-17 school year, teaching and learning initiatives will continue to concentrate on short-cycle assessments to measure student growth, report card uniformity, and sound Title I supplemental services. To support these initiatives, the administration will continue to examine the use of federal and local funds to ensure a clear alignment between teaching and learning goals and expenditures. In addition, professional development will be aligned to the initiatives. School District and building administrators will assist teachers in processes focused on student achievement in the areas of state standards, state indicators, and state testing. Administrators will be supported in this process through job-embedded professional development during the school year. Building administrators will emphasize the initiatives in staff meetings and at professional development opportunities during waiver days and contractual in-service days. School District and building administrators will formalize their individual professional goals to support School District initiatives. Report cards will be revised as needed to reflect an increase in the balance between traditional grading systems and a standards-based student evaluation system. The School District's 2015-2016 local report card and building report cards will be analyzed to determine what academic areas need immediate and intense attention. These areas will be reflected in the 2016-17 professional development funding streams.

## **Other Programs**

The Streetsboro Educational Foundation provides additional funding to support the classroom instructional activities of the School District. It is established as a School District Educational Foundation in accordance with State law, and is legally controlled by the Board. A governing board appointed by the Board, reviews requests for grant funding. Efforts to expand the scope of Foundation activities are currently under study.

A number of parent support and booster clubs support academic, service, fine arts and extracurricular activities. The Streetsboro Community PTA, which is in its seventh year of operation, provides support for education programs in grades Pre-K-12.

Promoting Assets through Character Education in Streetsboro (PACES) is a program formulated by the School District and community representatives and adopted by the Board. The mission of PACES is to identify and nurture healthy character traits that promote life-long growth and development in the children, families and community of the School District.

## **Financial Information**

This is the seventeenth year the School District has prepared financial statements following GASB Statement No. 34 *Basic Financial Statements – Management's Discussion and Analysis – State and Local Governments*. GASB Statement No. 34 creates new basic financial statements for reporting on the School District's financial activities as follows:

*Government-wide financial statements* – These statements are prepared on an accrual basis of accounting, which is similar to the basis of accounting followed by businesses. The government-wide statements distinguish between those activities of the School District that are governmental and those that are considered business-type activities.

*Fund financial statements* – These statements present information for individual major funds rather than by fund type. Non-major funds are presented in total in one column. Governmental fund financial statements use the modified accrual basis of accounting and include a reconciliation to the government-wide financial statements. Proprietary and fiduciary funds use the accrual basis of accounting.

*Statement of budgetary comparison* – This statement presents a comparison of actual information to the legally adopted budget. The budgetary basis as provided by law is based upon accounting for certain transactions on a basis of cash receipts, cash disbursements and encumbrances.

As determined by criteria established by GASB Statement No. 34, the School District does not report any activities that qualify as enterprise or business-type activities. As part of this reporting model, management is also responsible for preparing a discussion and analysis of the School District. This discussion follows the auditor’s report, and provides an assessment of the School District’s finances for fiscal year 2016 and the outlook for the future. The Management’s discussion and analysis compliment this letter of transmittal and should be used in conjunction with it.

#### *Internal Controls*

The management of the School District is responsible for establishing and maintaining an internal control structure designed to ensure that the assets of the School District are protected from loss, theft, or misuse, and to ensure that adequate accounting data are compiled to allow for the preparation of financial statements in conformity with GAAP. The internal control structure is designed to provide reasonable, but not absolute, assurance that these objectives are met. The concept of reasonable assurance recognizes that: (1) the cost of a control should not exceed the benefits likely to be derived from its implementation; and (2) the valuation of cost and benefits requires estimates and judgments by management. Management believes the School District’s internal accounting controls adequately safeguard assets and provide reasonable assurance of proper recording of financial transactions.

#### *Single Audit Act*

As a recipient of federal financial assistance, the School District is responsible for ensuring that an adequate internal control structure is in place to ensure compliance with applicable laws and regulations related to those programs. This internal control structure is subject to periodic evaluation by management of the School District and certain annual evaluations by the School District’s independent auditors.

#### *Budgetary Controls*

The School District maintains its accounts, appropriations and other financial records in accordance with the procedures established and prescribed by the Ohio Revised Code and the Ohio Auditor of State. The objective of these budgetary controls is to ensure compliance with legal provisions embodied in the annual appropriation resolution approved by the Board. The level of budgetary control (the level at which expenditures cannot legally exceed the appropriated amount) is established at the fund level. The School District also maintains an encumbrance accounting system as one technique of accomplishing budgetary control. Encumbered amounts at year-end are carried forward to succeeding years and are not re-appropriated.

All disbursements and transfers of cash between funds require appropriation authority from the Board. The Treasurer must certify purchase order requests have the necessary funds available. Then, purchase orders are encumbered and released to vendors. Management may make budgetary modifications as long as the total fund appropriation is not affected.

The accounting system used by the School District provides monthly financial reports which the Board approves. Administrators, supervisors and school building principals are also furnished monthly reports showing the status of the budget accounts for which they are responsible. The School District utilizes the State's software program and the Uniform School Accounting System as prescribed by the Ohio Auditor of State.

As an additional safeguard, bonds are obtained for those employees handling the receipt and disbursement of money and separate, higher limit bonds are purchased for certain individuals in policy-making roles.

The basis of accounting and the various funds utilized by the Streetsboro City School District are fully described in Note 2 of the basic financial statements.

### **Cash Management**

The School District has authority under Ohio law to use any of the following investment instruments: non-negotiable certificates of deposit, US Treasury Bills, Notes and Bonds, certain bankers' acceptance notes and commercial paper notes, along with sweep accounts, STAR Ohio and STAR Plus. The School District monitors its cash management program and investments on a continual basis.

Protection of the School District's cash and investments is provided by the Federal Deposit Insurance Corporation as well as by qualified securities pledged by the institution holding the assets. By law, financial institutions may establish a collateral pool to cover all public deposits. As required under Ohio law, pooled securities have been pledged in an amount equal to 105% of the total deposits, to secure the repayment of all public monies deposited in a financial institution. A detailed description of the School District's investment functions is described in Note 5 to the financial statements.

### **Risk Management**

As a political subdivision, the School District maintains protection for its assets and employees through a comprehensive insurance program. Insurance policies are purchased from insurance companies licensed to do business in the State of Ohio.

The School District maintains general liability, property, violence and automobile/fleet insurance through the Ohio School Plan. The School District is also a member of the Portage Area Schools Consortium Health and Welfare Insurance Plan. The School District participates in this Consortium in an effort to minimize risk exposure and to control claims and premium costs. A third party administrator is retained by the Consortium to manage the operation of the Plan.

All employees of the School District are covered by worker's compensation, as required by the Ohio Constitution. The School District has joined a group-rating program through the Ohio School Boards Association in an effort to control these costs. The School District also contracts with a third party administrator and a managed care organization to assist in the management of its workers' compensation program.

## **Pension Plans**

All School District employees are covered by the statewide School Employees Retirement System of Ohio (SERS) or the State Teachers Retirement System (STRS). The School District's employer contributions to both systems are based on a percentage of employees' salaries. State law requires the School District to pay the employer share as determined by each retirement system, currently 14%.

During fiscal year 2016, the School District had required employer contributions to STRS and SERS in the amount of \$1,479,554 and \$547,259 respectively. Included in the SERS remittance is an annual employer surcharge. Starting in fiscal year 1989 an additional employer charge (surcharge) was levied on salaries of lower-paid SERS members. Minimum annual compensation is determined annually by the System's actuaries and was \$23,000 for fiscal year 2016. The surcharge is calculated at 14% of the difference between the member's annual compensation and the minimum compensation level. For fiscal year 2016 a surcharge is estimated at \$53,315.

## **Other Information**

### *Independent Audit*

Provisions of State statute require the School District's financial statements to be subjected to an annual examination by the Auditor of State or an independent auditor contracted by the Auditor of State. In addition to meeting the requirements set forth in state statutes, the audit was also designed to meet the requirements of the Uniformed Guidance. Rea & Associates performed the audit for the fiscal year ended June 30, 2016. Their unmodified opinion rendered on the School District's basic financial statements, and their report on the combining and individual fund statements and schedules, is included in the financial section of this CAFR.

### *Ohio Auditor of State Award with Distinction*

The Streetsboro City School District audit reports for fiscal years 2012, 2013, 2014, and 2015 have earned the Auditor of State Award with Distinction. The Auditor of State Award with Distinction is presented to local governments and school districts upon the completion of a financial audit. Entities that receive the award meet the following criteria of a "clean" audit:

- The entity must file timely financial reports with the Auditor of State's office in the form of a CAFR (Comprehensive Annual Financial Report);
- The audit report does not contain any findings for recovery, material citations, material weaknesses, significant deficiencies, Single Audit findings or questioned costs;
- The entity's management letter contains no comments related to:
  - Ethics referrals
  - Questioned costs less than \$10,000
  - Lack of timely report submission
  - Reconciliation
  - Failure to obtain a timely Single Audit
  - Findings for recovery less than \$500
  - Public meetings or public records



### GFOA Certificate of Achievement

In March 2016 the School District was recognized with the Certificate of Achievement for Excellence in Financial Reporting by the Government Finance Officers Association of the United States and Canada (GFOA) for the quality of its financial reporting in the CAFR published for the fiscal year ended June 30, 2015. The Certificate of Achievement is a prestigious national award, recognizing conformance with the highest standards for preparation of state and local government financial reports. This is the fifteenth consecutive year in which the School District has received this recognition.

In order to be awarded a Certificate of Achievement, a government unit must publish an easily readable and efficiently organized Comprehensive Annual Financial Report, whose contents conform to program standards. The CAFR must satisfy both generally accepted accounting principles and applicable legal requirements.

A Certificate of Achievement is valid for a period of one year only. The School District's administration believes that the current CAFR continues to conform to the high standards required by the Certificate of Achievement program.

### Acknowledgments

The publication of this report continues in the tradition of providing a high level of accountability of the School District's finances to the taxpayers and other internal and external users. This accomplishment would not have been possible without the support and efforts of the entire staff of the Treasurer's Office and many other dedicated employees of the School District. Assistance from the Portage County Auditor's Office, City of Streetsboro and other outside agencies made the fair presentation of the statistical section of the Comprehensive Annual Financial Report possible.

I would also like to extend my appreciation to the members of the Streetsboro City School District Board of Education for their leadership, support, and commitment to excellence. It is with great pride that the Streetsboro City School District presents the Comprehensive Annual Financial Report for the fiscal year ended June 30, 2016 to the citizens and taxpayers of the School District.

Respectively Submitted,

A handwritten signature in cursive script that reads "Catherine V. Rouse". The signature is written in dark ink and is positioned above the printed name and title.

Catherine Rouse  
Treasurer/CFO

**Streetsboro City School District  
Public Officials Roster  
For the Fiscal Year Ended June 30, 2016**

**Board of Education**

John Kelly	Board Member, President
Kevin Grimm	Board Member, Vice President
Denise Baba	Board Member
Andrew Lesak	Board Member
Brian Violi	Board Member

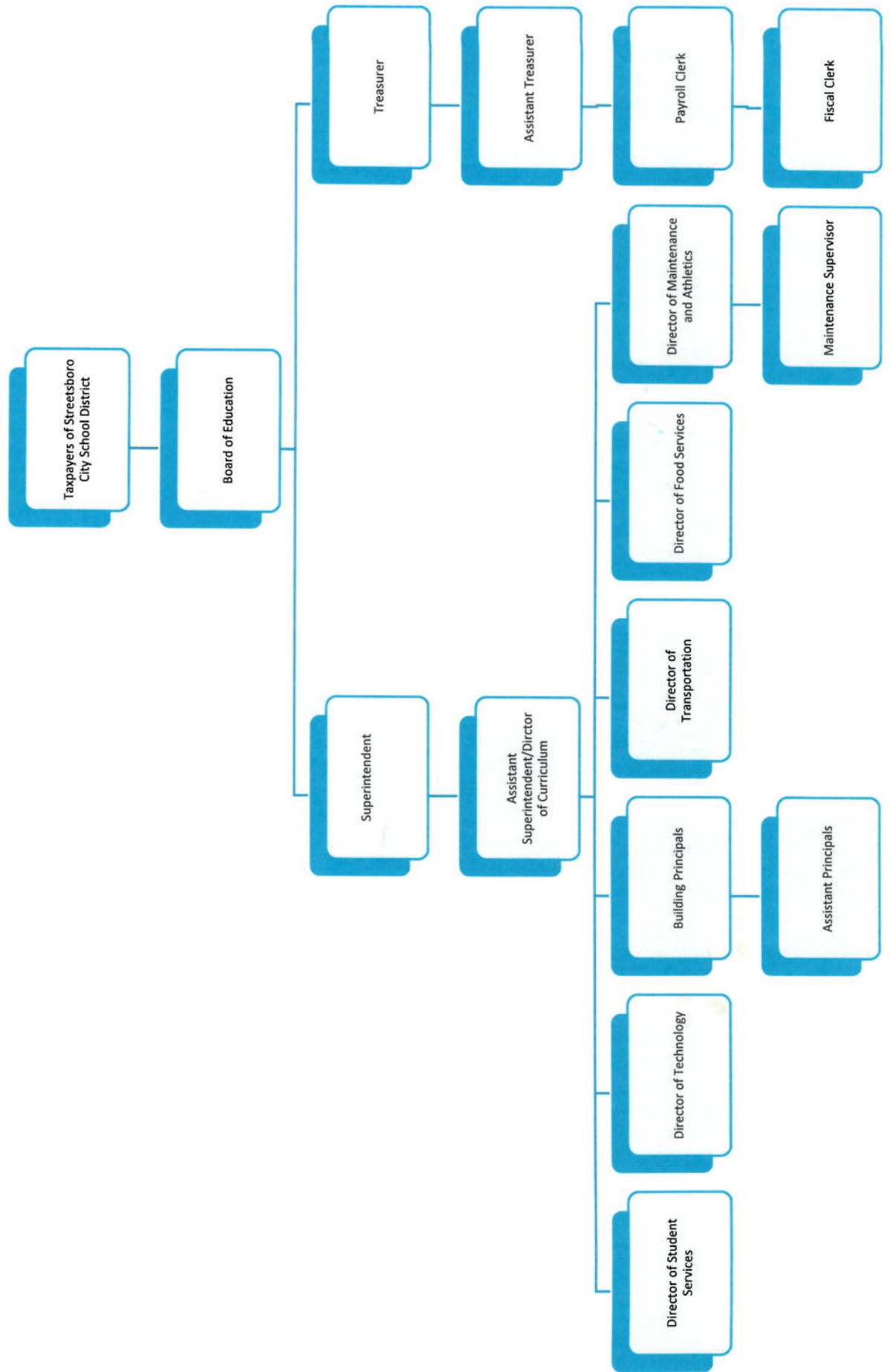
**Executive Administration**

Michael Daulbaugh	Superintendent
Catherine V. Rouse	Treasurer/CFO
Aireane Curtis	Assistant Superintendent/Curriculum Director

**Operating Administrators**

James Hogue	Principal, Streetsboro High School
Vincent Suber	Assistant Principal High School
Steven Hatch	Principal, Streetsboro Middle School
Jeffrey Keruski	Principal, Defer Intermediate School
Lindsay Zenker	Dean of Students Defer Intermediate School
Kristen Cottrell	Principal, Campus Elementary School
Amy Cruse	Principal, Wait Primary School
Joseph Petrarca	Special Services Director
Darlene Wheeler	Supervisor, Food Services
Beth Kinder	Supervisor, Transportation Services
Randy Tevepaugh	Maintenance Supervisor/Athletic Director
Steve Cain	Technology Coordinator

Streetsboro City Schools  
Organizational Chart



**This page intentionally left blank.**



Government Finance Officers Association

**Certificate of  
Achievement  
for Excellence  
in Financial  
Reporting**

Presented to

**Streetsboro City School District  
Ohio**

For its Comprehensive Annual  
Financial Report  
for the Fiscal Year Ended

**June 30, 2015**

Executive Director/CEO

**This page intentionally left blank.**

---

FINANCIAL SECTION

**This page intentionally left blank.**



December 22, 2016

To Board of Education and Management  
Streetsboro City School District  
Portage County, Ohio  
9000 Kirby Lane  
Streetsboro, OH 44241

## **Independent Auditor's Report**

### **Report on the Financial Statements**

We have audited the accompanying financial statements of the governmental activities, each major fund, and the aggregate remaining fund information of the Streetsboro City School District, Portage County, Ohio, (the "School District") as of and for the year ended June 30, 2016, and the related notes to the financial statements, which collectively comprise the School District's basic financial statements as listed in the table of contents.

#### ***Management's Responsibility for the Financial Statements***

Management is responsible for the preparation and fair presentation of these financial statements in accordance with accounting principles generally accepted in the United States of America; this includes the design, implementation, and maintenance of internal control relevant to the preparation and fair presentation of financial statements that are free from material misstatement, whether due to fraud or error.

#### ***Auditor's Responsibility***

Our responsibility is to express opinions on these financial statements based on our audit. We conducted our audit in accordance with auditing standards generally accepted in the United States of America and the standards applicable to financial audits contained in *Government Auditing Standards*, issued by the Comptroller General of the United States. Those standards require that we plan and perform the audit to obtain reasonable assurance about whether the financial statements are free from material misstatement.

An audit involves performing procedures to obtain audit evidence about the amounts and disclosures in the financial statements. The procedures selected depend on the auditor's judgment, including the assessment of the risks of material misstatement of the financial statements, whether due to fraud or error. In making those risk assessments, the auditor considers internal control relevant to the entity's preparation and fair presentation of the financial statements in order to design audit procedures that are appropriate in the circumstances, but not for the purpose of expressing an opinion on the effectiveness of the entity's internal control. Accordingly, we express no such opinion. An audit also includes evaluating the appropriateness of accounting policies used and the reasonableness of significant accounting estimates made by management, as well as evaluating the overall presentation of the financial statements.

We believe that the audit evidence we have obtained is sufficient and appropriate to provide a basis for our audit opinions.

### ***Opinions***

In our opinion, the financial statements referred to above present fairly, in all material respects, the respective financial position of the governmental activities, each major fund, and the aggregate remaining fund information of the Streetsboro City School District, Portage County, Ohio, as of June 30, 2016, and the respective changes in financial position and the respective budgetary comparison for the general fund for the year then ended in accordance with accounting principles generally accepted in the United States of America.

### ***Other Matters***

#### ***Required Supplementary Information***

Accounting principles generally accepted in the United States of America require that the management's discussion and analysis, the Schedule of the School District's Proportionate Share of the Net Pension Liability, and the Schedule of School District Contributions on pages 5-15, 59, and 60-61, respectively, be presented to supplement the basic financial statements. Such information, although not a part of the basic financial statements, is required by the Governmental Accounting Standards Board who considers it to be an essential part of financial reporting for placing the basic financial statements in an appropriate operational, economic, or historical context. We have applied certain limited procedures to the required supplementary information in accordance with auditing standards generally accepted in the United States of America, which consisted of inquiries of management about the methods of preparing the information and comparing the information for consistency with management's responses to our inquiries, the basic financial statements, and other knowledge we obtained during our audit of the basic financial statements. We do not express an opinion or provide any assurance on the information because the limited procedures do not provide us with sufficient evidence to express an opinion or provide any assurance.

#### ***Other Information***

Our audit was conducted for the purpose of forming opinions on the financial statements that collectively comprise the School District's basic financial statements. The combining and individual fund financial statements and schedules and introductory and statistical sections are presented for purposes of additional analysis and are not a required part of the basic financial statements.

The combining and individual fund financial statements and schedules are the responsibility of management and were derived from and relate directly to the underlying accounting and other records used to prepare the basic financial statements. Such information has been subjected to the auditing procedures applied in the audit of the basic financial statements and certain additional procedures, including comparing and reconciling such information directly to the underlying accounting and other records used to prepare the basic financial statements or to the basic financial statements themselves, and other additional procedures in accordance with auditing standards generally accepted in the United States of America. In our opinion, the combining and individual fund financial statements and schedules are fairly stated, in all material respects, in relation to the basic financial statements as a whole.

The introductory and statistical sections have not been subjected to the auditing procedures applied in the audit of the basic financial statements, and accordingly, we do not express an opinion or provide any assurance on it.

**Other Reporting Required by *Government Auditing Standards***

In accordance with *Government Auditing Standards*, we have also issued our report dated December 22, 2016 on our consideration of the School District's internal control over financial reporting and on our tests of its compliance with certain provisions of laws, regulations, contracts, and grant agreements and other matters. The purpose of that report is to describe the scope of our testing of internal control over financial reporting and compliance and the results of that testing, and not to provide an opinion on internal control over financial reporting or on compliance. That report is an integral part of an audit performed in accordance with *Government Auditing Standards* in considering School District's internal control over financial reporting and compliance.

*Rea & Associates, Inc.*

New Philadelphia, Ohio

**This page intentionally left blank.**



**Streetsboro City School District**  
**Portage County, Ohio**  
*Management's Discussion and Analysis*  
*For the Fiscal Year Ended June 30, 2016*

---

The discussion and analysis of the Streetsboro City School District's (the "School District") financial performance provides an overall review of the School District's financial activities for the fiscal year ended June 30, 2016. The intent of the discussion and analysis is to look at the School District's performance as a whole; readers should also review the transmittal letter and notes to the basic financial statements and financial statements to enhance their understanding of the School District's financial performance.

***Financial Highlights***

Key financial highlights for 2016 are as follows:

- Net position increased \$3,515,544, which represents a 54% increase from 2015.
- Capital assets (net of depreciation) increased \$28,180,215 during fiscal year 2016.
- During the year, outstanding debt decreased from \$48,876,373 to \$47,950,615 due to principal payments on debt.
- During the year, the School District continued the Ohio Facility Construction Commission (OFCC) for the construction of new school facilities.

***Using this Annual Report***

This annual report consists of a series of financial statements and notes to those statements. The statements are organized so the reader can understand the School District as a whole entire operating entity. The statements then proceed to provide an increasingly detailed look at specific financial activities.

The *Statement of Net Position and Statement of Activities* provide information about the activities of the whole School District, presenting both an aggregate view of the School District's finances and a longer-term view of those finances. Fund financial statements provide the next level of detail. For governmental funds, these statements tell how services were financed in the short-term as well as what remains for future spending. The fund financial statements also look at the School District's most significant funds with all other nonmajor funds presented in total in one column. In the case of the School District, the general fund, bond retirement fund, classroom facilities fund, and permanent improvement fund are the most significant funds.

**Streetsboro City School District**  
**Portage County, Ohio**  
*Management's Discussion and Analysis*  
*For the Fiscal Year Ended June 30, 2016*

---

***Reporting the School District as a Whole***

*Statement of Net Position and the Statement of Activities*

While the basic financial statements contain the large number of funds used by the School District to provide programs and activities, the view of the School District as a whole looks at all financial transactions and asks the question, "How did we do financially during fiscal year 2016?" The *Statement of Net Position* and the *Statement of Activities* answer this question. These statements include all assets, deferred outflows of resources, liabilities and deferred inflows of resources using the accrual basis of accounting similar to the accounting used by most private-sector companies. This basis of accounting takes into account all of the current year's revenues and expenses regardless of when cash is received or paid.

These two statements report the School District's net position and changes in the position. This change in net position is important because it tells the reader that, for the School District as a whole, the financial position of the School District has improved or diminished. The causes of this change may be the result of many factors, some financial, some not. Non-financial factors include the School District's property tax base, current property tax laws in Ohio which restrict revenue growth, facility conditions, required educational programs, and other factors.

In the *Statement of Net Position* and the *Statement of Activities*, Governmental Activities include the School District's programs and services, including instruction, support services, extracurricular activities, and non-instructional services, i.e., food service operations.

***Reporting the School District's Most Significant Funds***

*Fund Financial Statements*

The major funds financial statements begin on page 18. Fund financial reports provide detailed information about the School District's major funds. The School District uses many funds to account for a multitude of financial transactions; however, these fund financial statements focus on the School District's most significant funds. The School District's major governmental funds are the general, bond retirement, permanent improvement and classroom facilities funds.

***Governmental Funds*** Most of the School District's activities are reported in governmental funds, which focus on how money flows into and out of those funds and the balances left at year-end available for spending in future periods. These funds are reported using an accounting method called modified accrual accounting, which measures cash and all other financial assets that can readily be converted to cash. The governmental fund statements provide a detailed short-term view of the School District's general government operations and the basic services it provides. Governmental fund information helps you determine whether there are more or fewer financial resources that can be spent in the near future to finance educational programs. The relationship (or differences) between governmental activities (reported in the *Statement of Net Position* and the *Statement of Activities*) and governmental funds is reconciled in the financial statements.

**Streetsboro City School District**  
**Portage County, Ohio**  
*Management's Discussion and Analysis*  
*For the Fiscal Year Ended June 30, 2016*

***Reporting the School District's Fiduciary Responsibilities***

The School District is the trustee, or fiduciary, for some of its scholarship programs. This activity is presented as a private purpose trust fund. The School District also acts in a trustee capacity as an agent for individuals, private organizations, other governmental units and/or other funds. These activities are reported in two agency funds. The School District's fiduciary activities are reported in separate Statements of Fiduciary Net Position and Changes in Fiduciary Net Position on pages 23 and 24. These activities are excluded from the School District's other financial statements because the assets cannot be utilized by the School District to finance its operations.

**The School District as a Whole**

Recall that the Statement of Net Position provides the perspective of the School District as a whole. Table 1 provides a summary of the School District's net position for 2016 compared to 2015:

**Table 1**  
**Net Position**

	Governmental Activities	
	2016	2015
<b>Assets</b>		
Current and Other Assets	\$ 61,310,780	\$ 85,825,225
Capital Assets	49,827,995	21,647,780
<i>Total Assets</i>	111,138,775	107,473,005
<b>Deferred Outflows of Resources</b>		
Deferred Charges on Refunding	269,080	298,977
Pension	3,360,137	2,156,108
<i>Total Deferred Outflows of Resources</i>	3,629,217	2,455,085
<b>Liabilities</b>		
Current and Other Liabilities	6,230,442	3,571,419
Long-Term Liabilities:		
Due Within One Year	1,161,437	1,080,520
Due More Than One Year		
Net Pension Liability	33,425,320	29,630,287
Other Amounts	48,005,982	48,898,738
<i>Total Liabilities</i>	88,823,181	83,180,964
<b>Deferred Inflows of Resources</b>		
Property Taxes and Other	13,587,543	14,880,764
Pension	2,323,577	5,348,215
<i>Total Deferred Inflows of Resources</i>	15,911,120	20,228,979
<b>Net Position</b>		
Net Investment in Capital Assets	9,793,415	10,245,457
Restricted	27,700,107	26,651,198
Unrestricted	(27,459,831)	(30,378,508)
<i>Total Net Position</i>	\$ 10,033,691	\$ 6,518,147



**Streetsboro City School District**  
**Portage County, Ohio**  
*Management's Discussion and Analysis*  
*For the Fiscal Year Ended June 30, 2016*

---

During fiscal year 2015, the School District adopted GASB Statement 68, *Accounting and Financial Reporting for Pensions—an Amendment of GASB Statement 27*, which significantly revises accounting for pension costs and liabilities. For reasons discussed below, many end users of this financial statement will gain a clearer understanding of the School District's actual financial condition by adding deferred inflows related to pension and the net pension liability to the reported net position and subtracting deferred outflows related to pension.

Governmental Accounting Standards Board standards are national and apply to all government financial reports prepared in accordance with generally accepted accounting principles. When accounting for pension costs, GASB 27 focused on a funding approach. This approach limited pension costs to contributions annually required by law, which may or may not be sufficient to fully fund each plan's *net pension liability*. GASB 68 takes an earnings approach to pension accounting; however, the nature of Ohio's statewide pension systems and state law governing those systems requires additional explanation in order to properly understand the information presented in these statements.

Under the new standards required by GASB 68, the net pension liability equals the School District's proportionate share of each plan's collective:

1. Present value of estimated future pension benefits attributable to active and inactive employees' past service
2. Minus plan assets available to pay these benefits

GASB notes that pension obligations, whether funded or unfunded, are part of the "employment exchange" – that is, the employee is trading his or her labor in exchange for wages, benefits, and the promise of a future pension. GASB noted that the unfunded portion of this pension promise is a present obligation of the government, part of a bargained-for benefit to the employee, and should accordingly be reported by the government as a liability since they received the benefit of the exchange. However, the School District is not responsible for certain key factors affecting the balance of this liability. In Ohio, the employee shares the obligation of funding pension benefits with the employer. Both employer and employee contribution rates are capped by State statute. A change in these caps requires action of both Houses of the General Assembly and approval of the Governor. Benefit provisions are also determined by State statute. The employee enters the employment exchange with the knowledge that the employer's promise is limited not by contract but by law. The employer enters the exchange also knowing that there is a specific, legal limit to its contribution to the pension system. In Ohio, there is no legal means to enforce the unfunded liability of the pension system *as against the public employer*. State law operates to mitigate/lessen the moral obligation of the public employer to the employee, because all parties enter the employment exchange with notice as to the law. The pension system is responsible for the administration of the plan.

Most long-term liabilities have set repayment schedules or, in the case of compensated absences (i.e. sick and vacation leave), are satisfied through paid time-off or termination payments. There is no repayment schedule for the net pension liability. As explained above, changes in pension benefits, contribution rates, and return on investments affect the balance of the net pension liability, but are outside the control of the local government. In the event that contributions, investment returns, and other changes are insufficient to keep up with required pension payments, State statute does not assign/identify the responsible party for the unfunded portion. Due to the unique nature of how the net pension liability is satisfied, this liability is separately identified within the long-term liability section of the statement of net position.

**Streetsboro City School District**  
**Portage County, Ohio**  
*Management's Discussion and Analysis*  
*For the Fiscal Year Ended June 30, 2016*

---

In accordance with GASB 68, the School District's statements prepared on an accrual basis of accounting include an annual pension expense for their proportionate share of each plan's *change* in net pension liability not accounted for as deferred inflows/outflows of resources.

At year end, capital assets represented 45% of total assets. Capital assets include land, land improvements, buildings and improvements, furniture, fixtures, and equipment, vehicles and construction in progress. Net investment in capital assets was \$9,793,415 at June 30, 2016. These capital assets are used to provide services to students and are not available for future spending. Although the School District's investment in capital assets is reported net of related debt, it should be noted that the resources to repay the debt must be provided from other sources, since capital assets may not be used to liquidate these liabilities.

A portion of the School District's net position, \$27,700,107 represents resources that are subject to external restrictions on how they may be used. The deficit balance of government-wide unrestricted net position was (\$27,459,831), which is primarily the result of implementing GASB 68.

The \$3,665,770 increase in total assets is primarily related to the OFCC project. As construction progresses, the School District's cash balance is spent, the amount due from OFCC decreases as drawdowns are received and construction in progress continues to accumulate. Revenues and expenses are not showing correlating increases since the revenue was recognized in the year the OFCC project began; and the expenses are reported as capital assets on the government-wide statements.

Total current liabilities increased \$2,659,023, primarily due to contracts payable and retainage payable for the OFCC project. Long term liabilities increased \$2,983,194 due to an increase in the net pension liability, offset by principal payments on debt.

The School District also purchased five school buses in fiscal year 2016.

*This space intentionally left blank*

**Streetsboro City School District**  
**Portage County, Ohio**  
*Management's Discussion and Analysis*  
*For the Fiscal Year Ended June 30, 2016*

In order to further understand what makes up the changes in net position for the current year, the following table gives readers further details regarding the results of activities for 2016 and 2015.

**Table 2**  
**Changes in Net Position**

	Governmental Activities	
	2016	2015
<b>Revenues</b>		
<i>Program Revenues:</i>		
Charges for Services	\$ 1,222,606	\$ 1,249,249
Operating Grants	1,800,800	1,747,557
<b>Total Program Revenues</b>	<b>3,023,406</b>	<b>2,996,806</b>
<i>General Revenues:</i>		
Property Taxes	19,197,823	15,491,056
Grants and Entitlements Not Restricted	7,770,999	7,791,459
Payments in Lieu of Taxes	680,633	905,320
Other	435,723	467,119
<b>Total General Revenues</b>	<b>28,085,178</b>	<b>24,654,954</b>
<b>Total Revenues</b>	<b>31,108,584</b>	<b>27,651,760</b>
<b>Program Expenses</b>		
<i>Instruction:</i>		
Regular	10,095,215	10,036,967
Special	2,989,259	2,769,035
Vocational	0	1,643
Student Intervention Services	80,896	7,202
Other	1,330,739	1,331,110
<i>Support Services:</i>		
Pupils	1,345,419	1,361,496
Instructional Staff	705,967	651,618
Board of Education	402,306	388,264
Administration	1,751,590	1,607,350
Fiscal	761,482	759,490
Business	229,411	229,654
Operation and Maintenance of Plant	2,609,600	2,099,563
Pupil Transportation	1,352,539	1,367,170
Central	141,018	139,806
<i>Operation of Non-Instructional Services:</i>		
Food Service Operations	741,928	666,705
Community Services	168,541	161,474
Extracurricular Activities	812,751	809,956
<i>Debt Service:</i>		
Interest and Fiscal Charges	2,074,379	2,097,257
<b>Total Expenses</b>	<b>27,593,040</b>	<b>26,485,760</b>
<b>Increase (Decrease) in Net Position</b>	<b>\$ 3,515,544</b>	<b>\$ 1,166,000</b>
<b>Net Position at Beginning of Year</b>	<b>6,518,147</b>	<b>5,352,147</b>
<b>Net Position at End of Year</b>	<b>\$ 10,033,691</b>	<b>\$ 6,518,147</b>

**Streetsboro City School District**  
**Portage County, Ohio**  
*Management's Discussion and Analysis*  
*For the Fiscal Year Ended June 30, 2016*

Total revenues increased \$3,456,824 primarily due to an increase in taxes available for advance, which fluctuates from year to year.

Total expenses increased \$1,107,280 due to an increase primarily in operations and maintenance.

The Statement of Activities shows the cost of program services and the charges for services and grants offsetting those services. Table 3 shows, for governmental activities, the total cost of services and the net cost of services. That is, it identifies the cost of these services supported by tax revenue and unrestricted State entitlements.

**Table 3**  
**Governmental Activities**

	Total Cost of Service		Net Cost of Service	
	2016	2015	2016	2015
<b>Instruction:</b>				
Regular	\$ 10,095,215	\$ 10,036,967	\$ 9,424,691	\$ 9,361,838
Special	2,989,259	2,769,035	2,127,028	1,891,237
Vocational	0	1,643	(8,706)	(30,724)
Student Intervention Services	80,896	7,202	37,384	7,202
Other	1,330,739	1,331,110	1,114,114	1,117,611
<b>Support Services:</b>				
Pupils	1,345,419	1,361,496	1,238,203	1,266,188
Instructional Staff	705,967	651,618	656,287	610,583
Board of Education	402,306	388,264	402,306	388,264
Administration	1,751,590	1,607,350	1,684,876	1,524,361
Fiscal	761,482	759,490	761,482	758,764
Business	229,411	229,654	229,411	229,654
Operation and Maintenance of Plant	2,609,600	2,099,563	2,609,600	2,099,563
Pupil Transportation	1,352,539	1,367,170	1,297,037	1,314,806
Central	141,018	139,806	138,277	138,038
<b>Operation of Non-Instructional Services:</b>				
Food Service Operations	741,928	666,705	37,678	1,111
Community Services	168,541	161,474	60,742	46,669
Extracurricular Activities	812,751	809,956	684,845	666,532
<b>Debt Service:</b>				
Interest and Fiscal Charges	2,074,379	2,097,257	2,074,379	2,097,257
<b>Total Expenses</b>	<b>\$ 27,593,040</b>	<b>\$ 26,485,760</b>	<b>\$ 24,569,634</b>	<b>\$ 23,488,954</b>

**Streetsboro City School District**  
**Portage County, Ohio**  
*Management's Discussion and Analysis*  
*For the Fiscal Year Ended June 30, 2016*

---

The dependence upon general revenues for governmental activities is apparent. Over 89% of governmental activities are supported through taxes and other general revenues; such revenues are 90% of total governmental revenues. The community, as a whole, is by far the primary support for the School District students.

***Governmental Funds***

Information about the School District's major funds starts on page 18. These funds are accounted for using the modified accrual basis of accounting. The net change in fund balances for the fiscal year was a decrease of \$15,418,669 for all governmental funds with the most significant decrease in the classroom facilities fund.

The general fund's net change in fund balance for fiscal year 2016 was an increase of \$2,148,983. This increase was primarily attributed to an increase in taxes available for advance.

The bond retirement fund's net change in fund balance for fiscal year 2016 was an increase of \$513,940. This is due to the timing of taxes received and the amount of taxes available for advance exceeding total principal and interest payments being made for the year.

The permanent improvement fund's net change in fund balance for fiscal year 2016 was an increase of \$137,996. This increase was primarily attributed to revenues outpacing the timing of capital expenditures as a result of the timing and need of projects or capital purchases, combined with the receipt of insurance proceeds related to a bus.

The classroom facilities fund's net change in fund balance for fiscal year 2016 was a decrease of \$15,476,477. This decrease was primarily attributed to the timing of current construction costs exceeding receipt of OFCC funds for the construction of new school facilities.

***General Fund Budgeting Highlights***

The School District's budget is prepared according to Ohio law and is based on accounting for certain transactions on a basis of cash receipts, disbursements, and encumbrances. The most significant budgeted fund is the general fund.

During the course of fiscal year 2016, the School District amended its general fund budget. The School District uses site-based budgeting and budgeting systems are designed to tightly control total site budgets but provide flexibility for site management.

For the general fund, actual budget basis revenue of \$22,812,182 was higher than the final budget basis revenue by \$4,558 as the estimate for interest was lower than actual.

Final appropriations of \$22,265,533 were \$96,076 higher than the actual expenditures of \$22,169,457.

There were no significant variances to discuss within other financing sources and uses.

**Streetsboro City School District**  
**Portage County, Ohio**  
*Management's Discussion and Analysis*  
*For the Fiscal Year Ended June 30, 2016*

**Capital Assets and Debt Administration**

**Capital Assets**

At the end of fiscal year 2016, the School District had \$49,827,995 invested in capital assets (net of depreciation). Table 4 shows fiscal year 2016 balances compared with 2015.

**Table 4**  
**Capital Assets at June 30**  
**(Net of Depreciation)**

	Governmental Activities	
	2016	2015
Land	\$ 1,635,135	\$ 1,635,135
Construction in Progress	31,990,129	3,395,435
Land Improvements	521,277	600,150
Buildings and Improvements	13,336,669	13,862,039
Furniture, Fixtures and Equipment	998,183	1,087,997
Vehicles	1,346,602	1,067,024
<i>Totals</i>	<u>\$ 49,827,995</u>	<u>\$ 21,647,780</u>

The \$28,180,215 increase in capital assets was attributable to additions related to the OFCC construction exceeding depreciation and disposals. See Note 8 for more information about the capital assets of the School District.

**Debt**

At June 30, 2016, the School District had \$47,950,615 in debt outstanding. See Note 13 for additional details. Table 5 summarizes bonds outstanding.

**Table 5**  
**Outstanding Debt at Year End**

	Governmental Activities	
	2016	2015
2001 School Improvement Bond		
Serial Bond	\$ 0	\$ 250,000
2007 Refunding Bond		
Serial Bond	8,020,000	8,020,000
Capital Appreciation Bond	164,697	289,982
Accretion on Capital Appreciation Bond	524,552	748,680
Premium	345,037	383,374
School Improvement Bond - 2014A		
Serial Bond	28,210,000	28,345,000
Premium	440,730	454,086
School Improvement Bond - 2014B		
Serial Bond	9,310,000	9,410,000
Premium	260,599	270,251
Judgment Bond	675,000	705,000
<i>Total</i>	<u>\$ 47,950,615</u>	<u>\$ 48,876,373</u>

**Streetsboro City School District**  
**Portage County, Ohio**  
*Management's Discussion and Analysis*  
*For the Fiscal Year Ended June 30, 2016*

---

***Current Issues***

**Building Project**

The School District has partnered with the Ohio Facilities Construction Commission (OFCC) to rebuild its educational facilities. The basic cost of the OFCC project was determined to be \$68,706,345, of which the State's portion is \$24,047,221 (35%) and the School District's portion is \$44,659,124. After application of a credit earned under the Commission's Expedited Local Partnership Program (ELPP) (of \$13,039,851) the local share became \$31,619,273. In September 2016, the First Amendment to the Project Agreement was approved by the Board of Education whereas the OFCC granted additional ELPP expenditures in the amount of \$13,945,408 giving the School District an additional \$316,945 in credit. Adding Locally Funded Initiatives (LFI's) for additional classrooms at Campus Elementary School and an auditorium and new stadium at the high school brings the local aggregate principal amount to \$38,409,953.

The School District passed a 4.56 mill bond issue and a 0.5 mill additional levy for general permanent improvements on the November 5, 2013 ballot for the project. Funds raised from the bond issue are being used to build a new high school that includes an auditorium and stadium. The new high school will house grades nine through twelve. The current high school will be renovated to house grades six through eight. Renovations and added classroom space at Streetsboro Elementary will help accommodate grades pre K through three.

While there are no plans to renovate other buildings, there will be changes. To help eliminate overcrowding, Defer Elementary will see a new grade configuration that accommodates grades four through five. Wait Primary School will be taken off line and no longer used as a school building. The existing Middle School will be kept for School District use as possible administrative offices and/or an indoor sports facility (baseball, softball, wrestling, weight room, and gym and practice facility).

Completion of the new high school and Streetsboro Elementary is anticipated to be December 2016. Students and staff are planning to move into the buildings upon their return from Winter break.

The new stadium is being constructed in 3 phases with a completion date of August 2017.

New and renovated facilities will benefit the community by:

- Providing for more efficient buildings
- Allowing adequate space with room to grow
- Delivering state of the art education in state of the art buildings
- Bringing state tax dollars come back into the School District – 35%
- Reducing the local share by a \$13,945,408 credit
- Affording students a safer, more productive educational learning environment

The 0.5 mill additional levy is a requirement of the OFCC for the project. Funds will be used for general permanent improvements.

**Streetsboro City School District**  
**Portage County, Ohio**  
*Management's Discussion and Analysis*  
*For the Fiscal Year Ended June 30, 2016*

---

State Funding

Under the State's biennium budget for fiscal year 2016 and fiscal year 2017, HB64 increased per pupil funding from \$5,800 to \$5,900 in fiscal year 2016 and \$6,000 in fiscal year 2017.

HB64 reinstates a phase out of the Tangible Personal Property and Public Utility Tangible Personal Property Tax replacement payments to school districts. Based upon wealth and placement in quintiles, districts will lose from 1% - 2% of total available resources from their replacement payments. Reductions compound each year until the TPP payments are gone.

A TPP Supplement for fiscal year 2016 is provided, which guarantees that no district will receive less total state funding (state aid and TPP reimbursement) than they received in fiscal year 2015. There is no supplement provided to districts in fiscal year 2017.

The School District received approximately \$2.3 million in TPP reimbursement in FY15, \$1.9 million in fiscal year 2016 and estimates collections in fiscal year 2017 to be 1.3million.

***Contacting the School District's Financial Management***

This financial report is designed to provide our citizens, taxpayers, investors and creditors with a general overview of the School District's finances and to show the School District's accountability for the money it receives. If you have any questions or need additional financial information, contact Catherine V. Rouse, Treasurer/CFO, at Streetsboro City School District, 9000 Kirby Lane, Streetsboro OH, 44241.



**Streetsboro City School District**  
**Portage County, Ohio**  
*Statement of Net Position*  
*June 30, 2016*

	Governmental Activities
<b>Assets</b>	
Equity in Pooled Cash and Investments	\$ 34,791,529
Cash and Investments with Escrow Agent	667,840
Receivables:	
Accounts	932,365
Intergovernmental	7,233,485
Property Taxes	17,685,561
Nondepreciable Capital Assets	33,625,264
Depreciable Capital Assets (Net)	16,202,731
<i>Total Assets</i>	111,138,775
 <b>Deferred Outflows of Resources</b>	
Deferred Charges on Refunding	269,080
Pension	3,360,137
<i>Total Deferred Outflows of Resources</i>	3,629,217
 <b>Liabilities</b>	
Accounts Payable	60,279
Accrued Wages and Benefits	1,934,073
Contracts Payable	3,043,191
Intergovernmental Payable	367,697
Retainage Payable	667,840
Matured Compensated Absences Payable	1,815
Accrued Interest Payable	155,547
Long-Term Liabilities:	
Due Within One Year	1,161,437
Due In More Than One Year:	
Net Pension Liability (See Note 11)	33,425,320
Other Amount Due in More Than One Year	48,005,982
<i>Total Liabilities</i>	88,823,181
 <b>Deferred Inflows of Resources</b>	
Property Taxes Levied for the Next Year	13,324,035
Payments in Lieu of Taxes for the Next Year	263,508
Pension	2,323,577
<i>Total Deferred Inflows of Resources</i>	15,911,120
 <b>Net Position</b>	
Net Investment in Capital Assets	9,793,415
Restricted For:	
Capital Outlay	25,277,831
Debt Service	1,731,868
Other Purposes	690,408
Unrestricted	(27,459,831)
<i>Total Net Position</i>	\$ 10,033,691

See accompanying notes to the basic financial statements.

**Streetsboro City School District**  
**Portage County, Ohio**  
*Statement of Activities*  
For the Fiscal Year Ended June 30, 2016

	Program Revenues			Net (Expense) Revenue and Changes in Net Position
	Expenses	Charges for Services and Sales	Operating Grants, Contributions and Interest	Governmental Activities
<b>Governmental Activities</b>				
Instruction:				
Regular	\$ 10,095,215	\$ 583,201	\$ 87,323	\$ (9,424,691)
Special	2,989,259	6,853	855,378	(2,127,028)
Vocational	0	1,516	7,190	8,706
Student Intervention Services	80,896	0	43,512	(37,384)
Other	1,330,739	27,125	189,500	(1,114,114)
Support Services:				
Pupils	1,345,419	86,529	20,687	(1,238,203)
Instructional Staff	705,967	0	49,680	(656,287)
Board of Education	402,306	0	0	(402,306)
Administration	1,751,590	1,694	65,020	(1,684,876)
Fiscal	761,482	0	0	(761,482)
Business	229,411	0	0	(229,411)
Operation and Maintenance of Plant	2,609,600	0	0	(2,609,600)
Pupil Transportation	1,352,539	114	55,388	(1,297,037)
Central	141,018	2,741	0	(138,277)
Operation of Non-Instructional Services:				
Food Service Operations	741,928	281,395	422,855	(37,678)
Community Services	168,541	107,799	0	(60,742)
Extracurricular Activities	812,751	123,639	4,267	(684,845)
Debt Service:				
Interest and Fiscal Charges	2,074,379	0	0	(2,074,379)
<b>Total</b>	<u>\$ 27,593,040</u>	<u>\$ 1,222,606</u>	<u>\$ 1,800,800</u>	<u>(24,569,634)</u>

**General Revenues**

Property Taxes Levied for:

General Purposes	15,057,341
Debt Service	3,241,073
Capital Outlay	692,547
Other Purposes	206,862
Grants and Entitlements Not Restricted to Specific Programs	7,770,999
Payments in Lieu of Taxes	680,633
Insurance Recoveries	83,450
Investment Earnings	245,715
Miscellaneous	106,558
<b>Total General Revenues</b>	<u>28,085,178</u>

*Change in Net Position*

3,515,544

*Net Position Beginning of Year*

6,518,147

*Net Position End of Year*

\$ 10,033,691

See accompanying notes to the basic financial statements.

**Streetsboro City School District**  
**Portage County, Ohio**  
*Balance Sheet*  
*Governmental Funds*  
*June 30, 2016*

	General	Bond Retirement	Permanent Improvement	Classroom Facilities	Other Governmental Funds	Total Governmental Funds
<b>Assets</b>						
Equity in Pooled Cash and Investments	\$ 5,569,392	\$ 1,111,731	\$ 1,036,299	\$ 22,156,234	\$ 4,917,873	\$ 34,791,529
Cash and Investments with Escrow Agent	0	0	0	667,840	0	667,840
Receivables:						
Accounts	932,365	0	0	0	0	932,365
Interfund	41,622	0	0	0	0	41,622
Intergovernmental	2,014	0	0	7,085,703	145,768	7,233,485
Property Taxes	13,879,362	2,979,276	826,923	0	0	17,685,561
<i>Total Assets</i>	<u>\$ 20,424,755</u>	<u>\$ 4,091,007</u>	<u>\$ 1,863,222</u>	<u>\$ 29,909,777</u>	<u>\$ 5,063,641</u>	<u>\$ 61,352,402</u>
<b>Liabilities</b>						
Accounts Payable	\$ 58,044	\$ 0	\$ 0	\$ 0	\$ 2,235	\$ 60,279
Accrued Wages and Benefits	1,884,302	0	0	0	49,771	1,934,073
Contracts Payable	2,512	0	0	2,591,969	448,710	3,043,191
Intergovernmental Payable	347,360	0	0	0	20,337	367,697
Retainage Payable	0	0	0	667,840	0	667,840
Matured Compensated Absences Payable	1,815	0	0	0	0	1,815
Interfund Payable	0	0	0	0	41,622	41,622
<i>Total Liabilities</i>	<u>2,294,033</u>	<u>0</u>	<u>0</u>	<u>3,259,809</u>	<u>562,675</u>	<u>6,116,517</u>
<b>Deferred Inflows of Resources</b>						
Property Taxes Levied for the Next Year	10,503,784	2,203,592	616,659	0	0	13,324,035
Payment in Lieu of Taxes for the Next Year	263,508	0	0	0	0	263,508
Unavailable Revenue	802,281	28,042	8,016	7,085,703	111,056	8,035,098
<i>Total Deferred Inflows of Resources</i>	<u>11,569,573</u>	<u>2,231,634</u>	<u>624,675</u>	<u>7,085,703</u>	<u>111,056</u>	<u>21,622,641</u>
<b>Fund Balances</b>						
Nonspendable	1,615	0	0	0	0	1,615
Restricted	0	1,859,373	1,238,547	19,564,265	4,403,370	27,065,555
Committed	32,528	0	0	0	5,426	37,954
Assigned	131,049	0	0	0	0	131,049
Unassigned	6,395,957	0	0	0	(18,886)	6,377,071
<i>Total Fund Balances</i>	<u>6,561,149</u>	<u>1,859,373</u>	<u>1,238,547</u>	<u>19,564,265</u>	<u>4,389,910</u>	<u>33,613,244</u>
<i>Total Liabilities, Deferred Inflows of Resources and Fund Balances</i>	<u>\$ 20,424,755</u>	<u>\$ 4,091,007</u>	<u>\$ 1,863,222</u>	<u>\$ 29,909,777</u>	<u>\$ 5,063,641</u>	<u>\$ 61,352,402</u>

See accompanying notes to the basic financial statements.

**Streetsboro City School District**  
**Portage County, Ohio**  
*Reconciliation of Total Governmental Fund Balances to*  
*Net Position of Governmental Activities*  
*June 30, 2016*

<b>Total Governmental Fund Balances</b>		\$ 33,613,244
 <i>Amounts reported for governmental activities in the statement of net position are different because:</i>		
Capital assets used in governmental activities are not financial resources and therefore are not reported in the funds.		49,827,995
Other long-term assets are not available to pay for current-period expenditures and therefore are deferred in the funds.		
Intergovernmental	\$ 111,056	
Ohio Facilities Construction Commission	7,085,703	
Payment in Lieu of Taxes	668,437	
Property Taxes	169,902	8,035,098
In the statement of activities, interest is accrued on outstanding bonds, whereas in the governmental funds, an interest expenditure is not reported.		(155,547)
In the statement of activities, a gain/loss on refunding is amortized over the term of the bonds, whereas in governmental funds a refunding gain/loss is reported when bonds are issued.		269,080
The net pension liability is not due and payable in the current period; therefore, the liability and related deferred inflows/outflows are not reported in governmental funds.		
Deferred Outflows - Pension	3,360,137	
Deferred Inflows - Pension	(2,323,577)	
Net Pension Liability	(33,425,320)	(32,388,760)
Long-term liabilities, including bonds payable, are not due and payable in the current period and therefore are not reported in the funds.		
General Obligation Bonds	(45,540,000)	
Capital Appreciation Bonds	(164,697)	
Bond Premium	(1,046,366)	
Accretion of Interest - Capital Appreciation Bonds	(524,552)	
Judgment Bonds	(675,000)	
Compensated Absences	(1,216,804)	(49,167,419)
<i>Net Position of Governmental Activities</i>		\$ 10,033,691

See accompanying notes to the basic financial statements.

**Streetsboro City School District**  
**Portage County, Ohio**  
*Statement of Revenues, Expenditures and Changes in Fund Balances*  
*Governmental Funds*  
*For the Fiscal Year Ended June 30, 2016*

	General	Bond Retirement	Permanent Improvement	Classroom Facilities	Other Governmental Funds	Total Governmental Funds
<b>Revenues</b>						
Property and Other Local Taxes	\$ 15,089,269	\$ 3,248,425	\$ 694,554	\$ 0	\$ 206,862	\$ 19,239,110
Intergovernmental	8,551,503	290,432	63,057	10,523,240	1,215,660	20,643,892
Investment Income	50,136	0	0	158,019	37,567	245,722
Tuition and Fees	501,077	0	0	0	0	501,077
Extracurricular Activities	157,982	0	0	0	168,905	326,887
Rentals	5,448	0	0	0	0	5,448
Charges for Services	0	0	0	0	389,187	389,187
Contributions and Donations	7,711	0	0	0	4,150	11,861
Miscellaneous	115,520	0	0	0	9,252	124,772
<i>Total Revenues</i>	<u>24,478,646</u>	<u>3,538,857</u>	<u>757,611</u>	<u>10,681,259</u>	<u>2,031,583</u>	<u>41,487,956</u>
<b>Expenditures</b>						
Current:						
Instruction:						
Regular	9,939,413	0	25,140	0	90,675	10,055,228
Special	2,719,362	0	6,179	0	299,450	3,024,991
Vocational	1,520	0	0	0	0	1,520
Student Intervention Services	28,110	0	0	0	52,786	80,896
Other	1,130,654	0	0	0	199,582	1,330,236
Support Services:						
Pupils	1,311,212	0	0	0	64,423	1,375,635
Instructional Staff	623,387	0	14,886	0	53,878	692,151
Board of Education	402,896	0	0	0	0	402,896
Administration	1,681,806	0	0	0	80,672	1,762,478
Fiscal	693,608	53,437	15,394	0	0	762,439
Business	230,061	0	0	0	0	230,061
Operation and Maintenance of Plant	1,741,022	0	209,156	0	0	1,950,178
Pupil Transportation	1,178,552	0	432,306	0	12,387	1,623,245
Central	140,535	0	0	0	0	140,535
Extracurricular Activities	498,264	0	0	0	120,172	618,436
Operation of Non-Instructional Services:						
Food Service Operations	722	0	0	0	681,936	682,658
Community Services	2,589	0	0	0	112,203	114,792
Capital Outlay	5,950	0	0	26,157,736	3,006,530	29,170,216
Debt Service:						
Principal Retirement	0	640,285	0	0	0	640,285
Interest and Fiscal Charges	0	2,331,195	4	0	0	2,331,199
<i>Total Expenditures</i>	<u>22,329,663</u>	<u>3,024,917</u>	<u>703,065</u>	<u>26,157,736</u>	<u>4,774,694</u>	<u>56,990,075</u>
<i>Excess of Revenues Over (Under) Expenditures</i>	<u>2,148,983</u>	<u>513,940</u>	<u>54,546</u>	<u>(15,476,477)</u>	<u>(2,743,111)</u>	<u>(15,502,119)</u>
<b>Other Financing Sources (Uses)</b>						
Insurance Recoveries	0	0	83,450	0	0	83,450
<i>Total Other Financing Sources (Uses)</i>	<u>0</u>	<u>0</u>	<u>83,450</u>	<u>0</u>	<u>0</u>	<u>83,450</u>
<i>Net Change in Fund Balance</i>	2,148,983	513,940	137,996	(15,476,477)	(2,743,111)	(15,418,669)
<i>Fund Balances Beginning of Year</i>	4,412,166	1,345,433	1,100,551	35,040,742	7,133,021	49,031,913
<i>Fund Balances End of Year</i>	<u>\$ 6,561,149</u>	<u>\$ 1,859,373</u>	<u>\$ 1,238,547</u>	<u>\$ 19,564,265</u>	<u>\$ 4,389,910</u>	<u>\$ 33,613,244</u>

See accompanying notes to the basic financial statements.

**Streetsboro City School District**  
**Portage County, Ohio**  
*Reconciliation of the Statement of Revenues, Expenditures and Changes  
in Fund Balances of Governmental Funds to the Statement of Activities  
For the Fiscal Year Ended June 30, 2016*

<b>Net Change in Fund Balances - Total Governmental Funds</b>	<b>\$</b>	<b>(15,418,669)</b>
 <i>Amounts reported for governmental activities in the statement of activities are different because:</i>		
 Governmental funds report capital outlays as expenditures. However, in the statement of activities, the cost of those assets is allocated over their estimated useful lives as depreciation expense.		
Capital Asset Additions	\$ 29,087,856	
Current Year Depreciation	<u>(865,973)</u>	28,221,883
 Governmental funds only report the disposal of capital assets to the extent proceeds are received from the sale. In the statement of activities, a gain or loss is reported for each disposal.		
		(41,668)
 Revenues in the statement of activities that do not provide current financial resources are not reported as revenues in the funds.		
Property Taxes	(41,287)	
Ohio Facilities Construction Commission	(10,532,240)	
Payment in Lieu of Taxes	205,437	
Intergovernmental	<u>(94,732)</u>	(10,462,822)
 Repayment of principal is an expenditure in the governmental funds, but the repayment reduces long-term liabilities in the statement of net position.		
General Obligation Bonds	485,000	
Capital Appreciation Bond	125,285	
Accreted Interest on Capital Appreciation Bond	359,715	
Notes Principal	<u>30,000</u>	1,000,000
 Contractually required contributions are reported as expenditures in governmental funds; however, the statement of net position reports these amounts as deferred inflows.		
		2,026,812
 Except for amount reported as deferred inflows/outflows, changes in net pension liability are reported as pension expense in the statement of activities.		
		(1,593,178)
 Amortization of a gain/loss on refundings on the bonds are not reported in the fund but are allocated as an expense over the life of the debt in the statement of activities.		
		(29,897)
 In the statement of activities, interest is accrued on outstanding bonds and bond premium and gain/loss on refunding are amortized over the term of the bonds, whereas in governmental funds, an interest expenditure is reported when bonds are issued.		
Accrued Interest Payable	1,244	
Amortization of Premium on Bonds	<u>61,345</u>	62,589
 Some expenses reported in the statement of activities do not require the use of current financial resources and therefore are not reported as expenditures in governmental funds.		
Compensated Absences		(113,919)
 Accretion on capital appreciation bonds is an expenditure in the governmental funds, but is allocated as an expense over the life of the bonds in the statement of activities.		
		<u>(135,587)</u>
<i>Change in Net Position of Governmental Activities</i>	<b>\$</b>	<b><u>3,515,544</u></b>

See accompanying notes to the basic financial statements.

**Streetsboro City School District**  
**Portage County, Ohio**  
*Statement of Revenues, Expenditures, and Changes in Fund Balance -*  
*Budget (Non-GAAP Basis) and Actual*  
*General Fund*  
*For the Fiscal Year Ended June 30, 2016*

	Budgeted Amounts			Variance with Final Budget Over (Under)
	Original	Final	Actual	
<b>Revenues</b>				
Property and Other Local Taxes	\$ 13,576,233	\$ 13,656,698	\$ 13,656,698	\$ 0
Intergovernmental	8,505,060	8,563,550	8,563,550	0
Investment Income	4,985	24,279	28,066	3,787
Tuition and Fees	458,597	468,785	468,785	0
Rentals	6,101	5,868	5,868	0
Miscellaneous	36,345	88,444	89,215	771
<i>Total Revenues</i>	<u>22,587,321</u>	<u>22,807,624</u>	<u>22,812,182</u>	<u>4,558</u>
<b>Expenditures</b>				
Current:				
Instruction:				
Regular	10,798,928	9,767,729	9,761,493	6,236
Special	2,813,936	2,764,724	2,764,199	525
Student Intervention Services	3,693	28,110	28,110	0
Other	415,889	1,142,822	1,142,822	0
Support Services:				
Pupils	1,417,800	1,318,728	1,289,854	28,874
Instructional Staff	609,246	637,842	630,436	7,406
Board of Education	481,499	381,219	376,724	4,495
Administration	1,939,412	1,695,065	1,689,600	5,465
Fiscal	401,047	701,359	697,601	3,758
Business	239,907	229,887	229,887	0
Operation and Maintenance of Plant	2,018,825	1,750,080	1,727,729	22,351
Pupil Transportation	1,251,237	1,193,823	1,177,748	16,075
Central	140,829	138,820	137,936	884
Extracurricular Activities	524,870	497,507	497,507	0
Operation of Non-Instructional Services:				
Food Service Operations	1,066	729	722	7
Community Services	0	2,589	2,589	0
Capital Outlay	6,610	14,500	14,500	0
<i>Total Expenditures</i>	<u>23,064,794</u>	<u>22,265,533</u>	<u>22,169,457</u>	<u>96,076</u>
<i>Excess of Revenues Over (Under) Expenditures</i>	<u>(477,473)</u>	<u>542,091</u>	<u>642,725</u>	<u>100,634</u>
<b>Other Financing Sources (Uses)</b>				
Refund of Prior Year Expenditures	0	11,954	11,954	0
Advances In	0	30,138	30,138	0
Advances Out	0	(41,622)	(41,622)	0
<i>Total Other Financing Sources (Uses)</i>	<u>0</u>	<u>470</u>	<u>470</u>	<u>0</u>
<i>Net Change in Fund Balance</i>	<u>(477,473)</u>	<u>542,561</u>	<u>643,195</u>	<u>100,634</u>
<i>Fund Balance Beginning of Year</i>	4,498,862	4,498,862	4,498,862	0
Prior Year Encumbrances Appropriated	125,487	125,487	125,487	0
<i>Fund Balance End of Year</i>	<u>\$ 4,146,876</u>	<u>\$ 5,166,910</u>	<u>\$ 5,267,544</u>	<u>\$ 100,634</u>

See accompanying notes to the basic financial statements.

**Streetsboro City School District**  
**Portage County, Ohio**  
*Statement of Fiduciary Net Position*  
*Fiduciary Funds*  
*June 30, 2016*

	Private Purpose Trust	Agency
<b>Assets</b>		
Equity in Pooled Cash and Investments	\$ 125,101	\$ 81,279
<i>Total Assets</i>	125,101	\$ 81,279
<b>Liabilities</b>		
Accounts Payable	500	\$ 256
Undistributed Monies	0	10,892
Due to Students	0	70,131
<i>Total Liabilities</i>	500	\$ 81,279
<b>Net Position</b>		
Held in Trust for Scholarships	\$ 124,601	

See accompanying notes to the basic financial statements.



**Streetsboro City School District**  
**Portage County, Ohio**  
*Statement of Changes in Fiduciary Net Position*  
*Private Purpose Trust Funds*  
*For the Fiscal Year Ended June 30, 2016*

	Private Purpose Trust
<b>Additions</b>	
Gifts and Contributions	\$ 6,977
Investment Earnings	87
Miscellaneous	26,979
<i>Total Additions</i>	34,043
 <b>Deductions</b>	
Payments in Accordance with Trust Agreements	27,718
<i>Change in Net Position</i>	6,325
<i>Net Position Beginning of Year</i>	118,276
<i>Net Position End of Year</i>	\$ 124,601

See accompanying notes to the basic financial statements.

**Streetsboro City School District**  
**Portage County, Ohio**  
*Notes to the Basic Financial Statements*  
*For the Fiscal Year Ended June 30, 2016*

---

**Note 1 - Description of the School District and Reporting Entity**

The Streetsboro City School District (the "School District") is a body politic and corporate established for the purpose of exercising the rights and privileges conveyed to it by the constitution and laws of the State of Ohio.

The School District operates under a locally elected five-member Board form of government and provides educational services as mandated by state and/or federal agencies. The Board controls the School District's seven instructional/support facilities that provide services to students and other community members.

The School District provides more than instruction to its students. These additional services include student guidance, extracurricular activities, educational media, and care and upkeep of grounds and buildings. The operation of each of these activities is directly controlled by the Board of Education through the budgetary process. These School District operations will be included as part of the reporting entity.

***Reporting Entity***

The reporting entity is composed of the primary government, component units and other organizations that are included to ensure that the financial statements of the School District are not misleading. The primary government consists of all funds, departments, boards and agencies that are not legally separate from the School District. For the School District, this includes general operations, food service, preschool and student-related activities of the School District.

Component units are legally separate organizations for which the School District is financially accountable. The School District is financially accountable for an organization if the School District appoints a voting majority of the organizations' governing board and (1) the School District is able to significantly influence the programs or services performed or provided by the organization; or (2) the School District is legally entitled to or can otherwise access the organizations' resources; the School District is legally obligated or has otherwise assumed the responsibility to finance the deficits of, or provide financial support to, the organization; or the School District is obligated for the debt of the organization. Component units may also include organizations that are fiscally dependent on the School District in that the School District approves their budget, the issuance of their debt or the levying of their taxes. Based on the above criteria, the School District had no component units at June 30, 2016.

The School District is associated with the Stark Portage Area Computer Consortium and the Portage Area Schools Consortium, which are defined as jointly governed organizations. Jointly governed organizations are governed by representatives from each of the governments that create the organizations, but there is no ongoing financial interest or responsibility by the participating governments. Information regarding these organizations is presented in Note 14.

**Streetsboro City School District**  
**Portage County, Ohio**  
*Notes to the Basic Financial Statements*  
*For the Fiscal Year Ended June 30, 2016*

---

**Note 2 - Summary of Significant Accounting Policies**

The financial statements of the School District have been prepared in conformity with generally accepted accounting principles (GAAP) as applied to local governmental units. The Governmental Accounting Standards Board (GASB) is the accepted standard-setting entity for establishing governmental accounting and financial reporting principles. The most significant of the School District's accounting policies are described below.

***Basis of Presentation***

The School District's basic financial statements consist of government-wide statements, including a statement of net position and a statement of activities, and fund financial statements, which provide a more detailed level of financial information.

***Government-wide Financial Statements*** The statement of net position and the statement of activities display information about the School District as a whole. These statements include the financial activities of the primary government, except for fiduciary funds.

The statement of net position presents the financial condition of the governmental activities of the School District at year-end. The statement of activities presents a comparison between direct expenses and program revenues for each program or function of the School District's governmental activities. Direct expenses are those that are specifically associated with a service, program, or department and therefore clearly identifiable to a particular function. Program revenues include charges paid by the recipient of the goods or services offered by the program, grants and contributions that are restricted to meeting the operational or capital requirements of a particular program and interest earned on grants that is required to be used to support a particular program. Revenues which are not classified as program revenues are presented as general revenues of the School District, with certain limitations. The comparison of direct expenses with program revenues identifies the extent to which each governmental function is self-financing or draws from the general revenues of the School District.

***Fund Financial Statements*** - During the year, the School District segregates transactions related to certain School District functions or activities in separate funds in order to aid financial management and to demonstrate legal compliance. Fund financial statements are designed to present financial information of the School District at this more detailed level. The focus of governmental fund financial statements is on major funds. Each major fund is presented in a separate column. Nonmajor funds are aggregated and presented in a single column. Fiduciary funds are reported by fund type.

***Fund Accounting***

The School District uses funds to maintain its financial records during the fiscal year. A fund is defined as a fiscal and accounting entity with a self-balancing set of accounts. The various funds of the School District are grouped into two categories: governmental and fiduciary.

**Streetsboro City School District**  
**Portage County, Ohio**  
*Notes to the Basic Financial Statements*  
*For the Fiscal Year Ended June 30, 2016*

---

**Governmental Fund Types** - Governmental funds are those through which most governmental functions typically are financed. Governmental funds focus on the sources, uses, and balances of current financial resources. Expendable assets are assigned to the various governmental funds according to the purposes for which they may or must be used. Current liabilities are assigned to the fund from which they will be paid. The difference between governmental fund assets and deferred outflows of resources and liabilities and deferred inflows of resources is reported as fund balance. The School District has four major governmental funds:

**General fund** The general fund is the operating fund of the School District and is used to account for all financial resources except those required to be accounted for in another fund. The general fund balance is available to the School District for any purpose provided it is expended or transferred according to the general laws of Ohio.

**Bond Retirement fund** The bond retirement fund is used to account for the accumulation of resources for, and the payment of, general long-term debt principal, interest, and related costs.

**Permanent Improvement fund** The permanent improvement fund is used to account for all transactions related to the acquiring, constructing, or improving major capital facilities.

**Classroom Facilities fund** The classroom facilities fund is provided to account for monies received and expended in connection with contracts entered into by the School District and the Ohio Facilities Construction Commission for building and equipping of classroom facilities.

The other governmental funds of the School District account for grants and other resources of the School District to which the School District is bound to observe constraints imposed upon the use of the resources.

**Fiduciary Fund Types** - Fiduciary fund reporting focuses on net position and changes in net position. The fiduciary fund category is split into four classifications: pension trust funds, investment trust funds, private-purpose trust funds, and agency funds. Trust funds are used to account for assets held by the School District under a trust agreement for individuals, private organizations, or other governments and are therefore not available to support the School District's own programs. Agency funds are custodial in nature (assets equal liabilities) and do not involve measurement of results of operations. The School District's fiduciary funds include agency funds, which account for various student organizations and employee flex spending, and the private purpose trust fund which disburses scholarships to students. The Streetsboro Educational Foundation is also a private-purpose trust fund which provides additional funding to support the classroom instructional activities of the School District.

**Measurement Focus**

**Government-wide Financial Statements** The government-wide financial statements are prepared using the economic resources measurement focus. All assets, deferred outflows of resources, liabilities, and deferred inflows of resources associated with the operation of the School District are included on the statement of net position.

**Streetsboro City School District**  
**Portage County, Ohio**  
*Notes to the Basic Financial Statements*  
*For the Fiscal Year Ended June 30, 2016*

---

***Fund Financial Statements*** All governmental funds are accounted for using a flow of current financial resources measurement focus. With this measurement focus, only current assets and deferred outflows of resources and current liabilities and deferred inflows of resources generally are included on the balance sheet. The statement of revenues, expenditures and changes in fund balances reports on the sources (i.e., revenues and other financing sources) and uses (i.e., expenditures and other financing uses) of current financial resources. This approach differs from the manner in which the governmental activities of the government-wide financial statements are prepared. Governmental fund financial statements therefore include reconciliations with brief explanations to better identify the relationship between the government-wide statements and the statements for governmental funds.

Private Purpose Trust funds are reported using the economic resources measurement focus and are excluded from the Government-wide Financial Statements. Agency funds do not report a measurement focus as they do not report operations.

***Basis of Accounting***

Basis of accounting determines when transactions are recorded in the financial records and reported on the financial statements. Government-wide financial statements are prepared using the accrual basis of accounting. Governmental funds use the modified accrual basis of accounting and the agency fund and private purpose trust uses the accrual basis of accounting. Differences in the accrual and modified accrual basis of accounting arise in the recognition of revenue, the recording of deferred outflows/inflows of resources, and in the presentation of expenses versus expenditures.

***Revenue - Exchange and Non-exchange Transactions*** Revenue resulting from exchange transactions, in which each party gives and receives essentially equal value, is recorded on the accrual basis when the exchange takes place. On a modified accrual basis, revenue is recorded in the fiscal year in which the resources are measurable and become available. Available means that the resources will be collected within the current fiscal year or are expected to be collected soon enough thereafter to be used to pay liabilities of the current fiscal year. For the School District, available means expected to be received within sixty days of fiscal year-end.

Non-exchange transactions, in which the School District receives value without directly giving equal value in return, include property taxes, grants, entitlements and donations. Revenue from property taxes is recognized in the fiscal year for which taxes are levied (See Note 6). Revenue from grants, entitlements and donations is recognized in the fiscal year in which all eligibility requirements have been satisfied. Eligibility requirements include timing requirements, which specify the year when the resources are required to be used or the fiscal year when use is first permitted; matching requirements, in which the School District must provide local resources to be used for a specified purpose; and expenditure requirements, in which the resources are provided to the School District on a reimbursement basis. On the modified accrual basis, revenue from non-exchange transactions must also be available before it can be recognized.

Under the modified accrual basis, the following revenue sources are considered to be both measurable and available at fiscal year-end: property taxes available as an advance, investment earnings, tuition, grants and entitlements, student fees, and rentals.

**Streetsboro City School District**  
**Portage County, Ohio**  
*Notes to the Basic Financial Statements*  
*For the Fiscal Year Ended June 30, 2016*

---

***Deferred Outflows/Inflows of Resources*** In addition to assets, the statements of financial position will sometimes report a separate section for deferred outflows of resources. Deferred outflows of resources represent a consumption of net position that applies to a future period and will not be recognized as an outflow of resources (expense/expenditure) until then. For the School District, deferred outflows of resources are reported on the government-wide statement of net position for deferred charges on refunding and for pension. A deferred charge on refunding results from the difference in the carrying value of refunded debt and its reacquisition price. This amount is deferred and amortized over the shorter of the life of the refunded or refunding debt. The deferred outflows of resources related to pension are explained in Note 11.

In addition to liabilities, the statements of financial position report a separate section for deferred inflows of resources. Deferred inflows of resources represent an acquisition of net position that applies to a future period and will not be recognized as an inflow of resources (revenue) until that time. For the School District, deferred inflows of resources include property taxes, payment in lieu of taxes, pension, and unavailable revenue. Property taxes represent amounts for which there is an enforceable legal claim as of June 30, 2016, but which were levied to finance fiscal year 2017 operations. These amounts have been recorded as a deferred inflow on both the government-wide statement of net position and governmental fund financial statements. Unavailable revenue is reported only on the governmental funds balance sheet, and represents receivables which will not be collected within the available period. For the School District, unavailable revenue may include delinquent property taxes, payment in lieu of taxes, intergovernmental grants, and miscellaneous revenues. These amounts are deferred and recognized as an inflow of resources in the period the amounts become available. Deferred inflows of resources related to pension are reported on the government-wide statement of net position. (See Note 11).

***Expenditures/Expenses*** On the accrual basis of accounting, expenses are recognized at the time they are incurred. The fair value of donated commodities used during the year is reported in the fund financial statements as intergovernmental revenue and an expenditure of food service operations. In addition, this amount is reported on the statement of activities as an expense with a like amount reported within the “operating grants, contributions and interest” program revenue account.

Under the modified accrual, the measurement focus of governmental fund accounting is on decreases in net financial resources (expenditures) rather than expenses. Expenditures are generally recognized in the accounting period in which the related fund liability is incurred, if measurable. Allocations of cost, such as depreciation and amortization, are not recognized in the governmental funds.

***Budgetary Data***

All funds, other than agency funds, are legally required to be budgeted and appropriated. The major documents prepared are the tax budget, the appropriation resolution and the certificate of estimated resources, which are prepared on the budgetary basis of accounting. The tax budget demonstrates a need for existing or increased tax rates. The certificate of estimated resources establishes a limit on the amounts that the Board of Education may appropriate. The appropriation resolution is the Board's authorization to spend resources and sets annual limits on expenditures plus encumbrances at a level of control selected by the Board. The legal level of control has been established by the Board of Education at the fund level.

**Streetsboro City School District**  
**Portage County, Ohio**  
*Notes to the Basic Financial Statements*  
*For the Fiscal Year Ended June 30, 2016*

---

The certificate of estimated resources may be amended during the year if projected increases or decreases in revenue are identified by the School District Treasurer. The amounts reported as the original budgeted amounts in the budgetary statements reflect the amounts in the certificate when the original appropriations were adopted. The amounts reported as the final budgeted amounts in the budgetary statements reflect the amounts in the final amended certificate issued during fiscal year 2016.

The appropriation resolution is subject to amendment by the Board throughout the year with the restriction that appropriations may not exceed estimated resources. The amounts reported as the original budgeted amounts reflect the first appropriation for that fund that covered the entire fiscal year, including amounts automatically carried over from prior years. The amounts reported as the final budgeted amounts represent the final appropriation amounts passed by the Board during the year.

***Cash and Investments***

To improve cash management, all cash received by the School District is pooled. Monies for all funds are maintained in this account or temporarily used to purchase short-term investments. Individual fund integrity is maintained through School District records. Each fund's interest in the pool is presented as "equity in pooled cash and investments" on the basic financial statements.

The School District has an escrow account for construction retainage. The balance in this account is presented on the financial statements as "cash and investments with escrow agent" and represent monies held for the School District.

During fiscal year 2016, the School District's investments were limited to federal agency securities, treasury notes, money market and investments in the State Asset Treasury Reserve of Ohio (STAR Ohio) and a program referred to as CDARS, which are fully insured by FDIC. Investments are stated at fair value, except for STAR Ohio and non-negotiable certificates of deposit.

STAR Ohio is an investment pool managed by the State Treasurer's Office which allows governments within the State to pool their funds for investment purposes. STAR Ohio is not registered with the SEC as an investment company, but does operate in a manner consistent with Rule 2a7 of the Investment Company Act of 1940. Investments in STAR Ohio are valued at STAR Ohio's share price, which is the price the investment could be sold for on June 30, 2016. Certificates of deposit are reported at cost.

Following Ohio statutes, the Board of Education has, by resolution, identified the funds to receive an allocation of interest earnings. Interest revenue credited to the general fund during fiscal year 2016 amounted to \$50,136, which includes \$17,594 assigned from other School District funds.

For presentation on the financial statements, investments of the cash management pool and investments with a maturity of three months or less at the time they are purchased by the School District are considered to be cash equivalents. Investments with an initial maturity of more than three months that are not purchased from the pool are reported as "investments."

***Capital Assets***

General capital assets are those assets resulting from expenditures in the governmental funds. These assets are reported in the governmental activities column of the government-wide statement of net position but are not reported on the fund financial statements.

**Streetsboro City School District**  
**Portage County, Ohio**  
*Notes to the Basic Financial Statements*  
*For the Fiscal Year Ended June 30, 2016*

---

All capital assets are capitalized at cost (or estimated historical cost) and updated for additions and retirements during the year. Donated capital assets are recorded at their fair market values as of the date received. The School District maintains a capitalization threshold of \$5,000. The School District does not possess any infrastructure. Improvements are capitalized; the costs of normal maintenance and repairs that do not add to the value of the asset or materially extend the asset's life are not capitalized. The School District's policy is not to capitalize interest costs incurred as part of construction.

All reported capital assets, other than land and construction in progress, are depreciated. Improvements are depreciated over the useful lives of the related capital assets. Depreciation is computed using the straight-line method over the following useful lives:

<u>Description</u>	<u>Estimated Lives</u>
Land Improvements	5 - 20 Years
Buildings and Improvements	20 - 50 Years
Furniture, Fixtures and Equipment	3 - 20 Years
Vehicles	10 - 20 Years

***Pension***

For purposes of measuring the net pension liability, deferred outflows of resources and deferred inflows of resources related to pensions, and pension expense, information about the fiduciary net position of the pension plans and additions to/deductions from their fiduciary net position have been determined on the same basis as they are reported by the pension systems. For this purpose, benefit payments (including refunds of employee contributions) are recognized when due and payable in accordance with the benefit terms. The pension systems report investments at fair value.

***Compensated Absences***

The School District reports compensated absences in accordance with the provisions of GASB No. 16, *Accounting for Compensated Absences*. Vacation benefits are accrued as a liability as the benefits are earned if the employee's rights to receive compensation are attributable to services already rendered and it is probable that the School District will compensate the employees for the benefits through paid time off or some other means.

Sick leave benefits are accrued as a liability using the termination payment method. An accrual for earned sick leave is made to the extent it is probable that benefits will result in termination payments. The liability is an estimate based on the School District's past experience of making termination payments.

For the governmental fund financial statements, compensated absences are recognized as liabilities and expenditures to the extent payments come due each period upon the occurrence of employee resignations and retirements. These amounts are recorded in the account "matured compensated absences payable" in the fund from which the employees who have accumulated leave are paid.



**Streetsboro City School District**  
**Portage County, Ohio**  
*Notes to the Basic Financial Statements*  
*For the Fiscal Year Ended June 30, 2016*

---

***Accrued Liabilities and Long-term Obligations***

All payables, accrued liabilities and long-term obligations are reported in the government-wide financial statements.

In general, governmental fund payables and accrued liabilities that, once incurred, are paid in a timely manner and in full from current financial resources are reported as obligations of the funds. However, claims and judgments and compensated absences and net pension liability that will be paid from governmental funds are reported as a liability in the fund financial statements only to the extent that they are due for payment during the current year. Bonds are recognized as a liability on the governmental fund financial statements when due.

***Net Position***

Net position represents the difference between assets and deferred outflows of resources and liabilities and deferred inflows of resources. Net investment in capital assets consists of capital assets, net of accumulated depreciation, reduced by the outstanding balances of any borrowings used for the acquisition, construction or improvement of those assets. Deferred outflows of resources and deferred inflows of resources that are attributable to the acquisition, construction or improvement of those assets or related debt also should be included in this component of net position. Net position is reported as restricted when there are limitations imposed on their use either through the enabling legislation adopted by the School District or through external restrictions imposed by creditors, grantors or laws or regulations of other governments. At June 30, 2016, there was no net position restricted by enabling legislation.

The School District applies restricted resources first when an expense is incurred for purposes for which both restricted and unrestricted net position is available.

***Fund Balance***

In accordance with Governmental Accounting Standards Board Statement No. 54, *Fund Balance Reporting and Governmental Fund Type Definitions*, the School District classifies its fund balance based on the purpose for which the resources were received and the level of constraint placed on the resources. The classifications are as follows:

*Nonspendable* – The nonspendable fund balance category includes amounts that cannot be spent because they are not in spendable form, or legally or contractually required to be maintained intact. The “not in spendable form” criterion includes items that are not expected to be converted to cash. It also includes the long-term amount of loans receivable, as well as property acquired for resale, unless the use of the proceeds from the collection of those receivables or from the sale of those properties is restricted, committed or assigned.

*Restricted* – Fund balance is reported as restricted when constraints placed on the use of resources are either externally imposed by creditors (such as through debt covenants), grantors, contributors or laws or regulations of other governments or is imposed by law through constitutional provisions.

**Streetsboro City School District**  
**Portage County, Ohio**  
*Notes to the Basic Financial Statements*  
*For the Fiscal Year Ended June 30, 2016*

---

*Committed* – The committed fund balance classification includes amounts that can be used only for the specific purposes imposed by a formal action (resolution) of the School District Board of Education. Those committed amounts cannot be used for any other purpose unless the School District Board of Education removes or changes the specified use by taking the same type of action (resolution) it employed to previously commit those amounts. Committed fund balance also incorporates contractual obligations to the extent that existing resources in the fund have been specifically committed for use in satisfying those contractual requirements.

*Assigned* – Amounts in the assigned fund balance classification are intended to be used by the School District for specific purposes but do not meet the criteria to be classified as restricted or committed. The purpose constraint that represents the intended use is established by the Board of Education or by their designated official. In governmental funds other than the general fund, assigned fund balance represents the remaining amount that is not restricted or committed. In the general fund, assigned amounts represent intended uses established by policies of the School District Board of Education. The Board of Education has by resolution authorized the Treasurer to assign fund balance. The Board of Education may also assign fund balance as it does when appropriating fund balance to cover a gap between estimated revenue and appropriations in the subsequent year's appropriated budget.

*Unassigned* – Unassigned fund balance is the residual classification for the general fund and includes all spendable amounts not contained in the other classifications. In other governmental funds, the unassigned classification is used only to report a deficit balance resulting from overspending for specific purposes for which amounts had been restricted, committed or assigned.

The School District applies restricted resources first when expenditures are incurred for purposes for which either restricted or unrestricted (committed, assigned and unassigned) amounts are available. Similarly, within unrestricted fund balance, committed amounts are reduced first followed by assigned and then unassigned amounts when expenditures are incurred for purposes for which amounts in any of the unrestricted fund balance classifications could be used.

***Interfund Activity***

Transfers between governmental activities on the government-wide statements are eliminated. Exchange transactions between funds are reported as revenues in the seller funds and as expenditures/expenses in the purchaser funds. Flows of cash or goods from one fund to another without a requirement for repayment are reported as interfund transfers. Interfund transfers are reported as other financing sources/uses in governmental funds. Repayments from funds responsible for particular expenditures/expenses to the funds that initially paid for them are not presented on the financial statements.

On fund financial statements, receivables and payables resulting from short-term interfund loans and interfund services provided and used are classified as "interfund receivables/payables." Interfund balances are eliminated in the governmental activities column of the statement of net position.

**Streetsboro City School District**  
**Portage County, Ohio**  
*Notes to the Basic Financial Statements*  
*For the Fiscal Year Ended June 30, 2016*

---

***Extraordinary and Special Items***

Extraordinary items are transactions or events that are both unusual in the nature and infrequent in occurrence. Special items are transactions or events that are within the control of the Board of Education and that are either unusual in nature or infrequent in occurrence. Neither type of transaction occurred during fiscal year 2016.

***Estimates***

The preparation of financial statements in conformity with generally accepted accounting principles requires management to make estimates and assumptions that affect the amounts reported in the financial statements and accompanying notes. Actual results may differ from those estimates.

***Implementing of New Accounting Policies***

For the fiscal year ended June 30, 2016, the School District has implemented Governmental Accounting Standards Board (GASB) Statement No. 72, *Fair Value Measurement and Application*, GASB Statement No. 73, *Accounting and Financial Reporting for Pensions and Related Assets That Are Not within the Scope of GASB Statement 68*, and *Amendments to Certain Provisions of GASB Statements 67 and 68*, GASB Statement No. 76, *The Hierarchy of Generally Accepted Accounting Principles for State and Local Governments* and GASB Statement No. 79, *Certain External Investment Pools and Pool Participants*.

GASB Statement No. 72 clarifies the definition of fair value for financial reporting purposes, establishes general principles for measuring fair value, provides additional fair value application guidance, and enhances disclosures about fair value measurements. These changes were incorporated in the School District's fiscal year 2016 note disclosures; however, there was no effect on beginning net position/fund balance.

GASB Statement No. 73 establishes requirements for defined benefit pensions that are not within the scope of GASB Statement No. 68 as well as for the assets accumulated for purposes of providing those pensions. In addition, it establishes requirements for defined contribution pensions that are not within the scope of Statement 68. It also clarifies the application of certain provisions of GASB Statements 67 and 68. The implementation of GASB Statement No. 73 did not have an effect on the financial statements of the School District.

GASB Statement No. 76 reduces the GAAP hierarchy to two categories of authoritative GAAP and addresses the use of authoritative and nonauthoritative literature in the event that the accounting treatment for a transaction or other event is not specified within a source of authoritative GAAP. The implementation of GASB Statement No. 76 did not have an effect on the financial statements of the School District.

GASB Statement No. 79 addresses accounting and financial reporting for certain external investment pools and pool participants. Specifically, it establishes criteria for an external investment pool to qualify for making the election to measure all of its investments at amortized cost for financial reporting purposes. The implementation of GASB Statement No. 79 did not have an effect on the financial statements of the School District.

**Streetsboro City School District**  
**Portage County, Ohio**  
*Notes to the Basic Financial Statements*  
*For the Fiscal Year Ended June 30, 2016*

---

**Note 3 – Accountability**

Fund balance at June 30, 2016 included the following individual fund deficits. These deficits were caused by the application of GAAP. The general fund provides transfers to cover deficit balances in other funds; however, this is done when cash is needed rather than when accruals occur. The following funds had deficit balances:

Non-Major Governmental Funds:	Fund Balance
Food Service	\$ 18,145
Title II-A	741

**Note 4 - Budgetary Basis of Accounting**

While the School District is reporting financial position, results of operations and changes in fund balance on the basis of generally accepted accounting principles (GAAP), the budgetary basis as provided by law is based upon accounting for certain transactions on a basis of cash receipts, disbursements and encumbrances. The Statement of Revenues, Expenditures and Changes in Fund Balance - Budget (Non-GAAP Basis) and Actual is presented for the general fund on the budgetary basis to provide a meaningful comparison of actual results with the budget. The major differences between the budget basis and GAAP basis are as follows:

1. Revenues are recorded when received in cash (budget) as opposed to when susceptible to accrual (GAAP).
2. Expenditures are recorded when paid in cash (budget) as opposed to when the liability is incurred (GAAP).
3. Encumbrances are treated as expenditures for all funds (budget) rather than as an assignment of fund balance (GAAP).
4. Some funds are included in the General Fund (GAAP basis), but have separate legally adopted budgets (budget basis).

The following table summarizes the adjustments necessary to reconcile the GAAP basis statement to the budgetary basis statement for the general fund.

**Net Change in Fund Balance**

GAAP Basis	\$ 2,148,983
Net adjustments for revenue accruals	(1,409,764)
Net adjustments for expenditure accruals	24,961
Funds budgeted elsewhere**	(15,131)
Adjustments for encumbrances	(105,854)
Budget Basis	\$ 643,195

**Streetsboro City School District**  
**Portage County, Ohio**  
*Notes to the Basic Financial Statements*  
*For the Fiscal Year Ended June 30, 2016*

---

\*\*As part of Governmental Accounting Standards Board No. 54, *Fund Balance Reporting and Governmental Fund Type Definitions*, certain funds that are legally budgeted in separate special revenue funds are considered part of the general fund on a GAAP basis. This includes the unclaimed monies, uniform school supplies, adult education, rotary, public school support and underground storage tank funds.

**Note 5 - Deposits and Investments**

State statutes classify monies held by the School District into three categories.

Active deposits are public deposits necessary to meet current demands on the treasury. Such monies must be maintained either as cash in the School District treasury, in commercial accounts payable or withdrawable on demand, including negotiable order of withdrawal (NOW) accounts, or in money market deposit accounts.

Inactive deposits are public deposits that the Board of Education has identified as not required for use within the current five-year period of designation of depositories. Inactive deposits must either be evidenced by certificates of deposit maturing not later than the end of the current period of designation of depositories, or by savings or deposit accounts including, but not limited to, passbook accounts.

Interim deposits are deposits of interim monies. Interim monies are those monies that are not needed for immediate use but which will be needed before the end of the current period of designation of depositories. Interim deposits must be evidenced by time certificates of deposit maturing not more than one year from the date of deposit or by savings or deposit accounts including passbook accounts.

Protection of School District's deposits is provided by the Federal Deposit Insurance Corporation (FDIC), by eligible securities pledged by the financial institution as security for repayment, by surety company bonds deposited with the Treasurer by the financial institution or by a single collateral pool established by the financial institution to secure the repayment of all public monies deposited with the institution.

Interim monies may be invested in the following obligations provided they mature or are redeemable within five years from the date of settlement:

1. United States Treasury notes, bills, bonds, or any other obligation or security issued by the United States Treasury or any other obligation guaranteed as to principal and interest by the United States;
2. Bonds, notes, debentures, or any other obligations or securities issued by any federal government agency or instrumentality;
3. Written repurchase agreements in securities listed above provided that the market value of the securities subject to the repurchase agreement must exceed the principal value of the agreement by at least 2% and marked to market daily, and that the term of the agreement must not exceed thirty days;
4. Bonds and other obligations of the State of Ohio;

**Streetsboro City School District**  
**Portage County, Ohio**  
*Notes to the Basic Financial Statements*  
*For the Fiscal Year Ended June 30, 2016*

---

5. No-load money market mutual funds consisting exclusively of obligations described in items (1) or (2) above and repurchase agreements secured by such obligations, provided that investments in securities described in this division are made only through eligible institutions;
6. The State Treasurer's investment pool (STAR Ohio and STAR Plus);
7. Certain banker's acceptance and commercial paper notes in an amount not to exceed 40% of the interim monies available for investment at any one time; and,
8. Under limited circumstances, corporate debt interests rated in either of the two highest rating classifications by at least two nationally recognized rating agencies.

Investments in stripped principal or interest obligations, reverse repurchase agreements and derivatives are prohibited. The issuance of taxable notes for the purpose of arbitrage, the use of leverage and short selling are also prohibited. An investment must mature within five years from the date of purchase unless matched to a specific obligation or debt of the School District, and must be purchased with the expectation that it will be held to maturity. Investments may only be made through specified dealers and institutions. Payment for investments may be made only upon delivery of the securities representing the investments to the treasurer or qualified trustee or, if the securities are not represented by a certificate, upon receipt of confirmation of transfer from the custodian.

Custodial credit risk is the risk that in the event of bank failure, the government's deposits may not be returned to it. Protection of the School District's cash and deposits is provided by the Federal Deposit Insurance Corporation, as well as qualified securities pledged by the institution holding the assets. By law, and per School District policy, financial institutions must collateralize all uninsured public deposits. The face value of the pooled collateral must equal at least 105% of public funds deposited. Collateral is held by trustees including the Federal Reserve Bank and designated third party trustees of the financial institutions.

**Undeposited Cash** At year-end, the School District had \$834 in undeposited cash on hand which is included as part of "equity in pooled cash and investments."

**Deposits** At fiscal year-end, the carrying amount of the School District's deposits was \$2,670,720. The School District's bank balance was \$3,062,636. Of the bank balance:

1. \$2,179,964 of the bank balance was covered by depository insurance; and
2. \$882,672 was exposed to custodial credit risk as discussed above. Although the securities serving as collateral were held by the pledging institution in the pledging institution's name, and all State statutory requirements for the deposit of money had been followed, noncompliance with federal requirements could potentially subject the School District to a successful claim by the FDIC.

**Streetsboro City School District**  
**Portage County, Ohio**  
*Notes to the Basic Financial Statements*  
*For the Fiscal Year Ended June 30, 2016*

**Investments** – As of June 30, 2016, the School District had the following investments:

Rating by S & P	Entity	Measurement Amount	Investment Maturities		Percentage of Total
			0 - 12 Months	13 - 36 Months	
Global Ratings					
AAAm	STAR Ohio	\$ 13,647,496	\$ 13,647,496	\$ 0	41.36%
N/A	First American Money Market	22,929	22,929	0	0.07%
N/A	Negotiable Certificates of Deposit	248,035	248,035	0	0.75%
AA+	Federal National Mtg Association	4,421,066	1,801,023	2,620,043	13.40%
AA+	Federal Farm Credit Bank	3,546,251	244,664	3,301,587	10.75%
AA+	Federal Home Loan Bank	8,395,411	7,341,003	1,054,408	25.45%
AA+	Federal Home Loan Mtg	2,713,007	2,713,007	0	8.22%
		<u>\$ 32,994,195</u>	<u>\$ 26,018,157</u>	<u>\$ 6,976,038</u>	<u>100.00%</u>

The School District categorizes its fair value measurements within the fair value hierarchy established by generally accepted accounting principles. The hierarchy is based on the valuation inputs used to measure the fair value of the asset. Level 1 inputs are quoted prices in active markets for identical assets. Level 2 inputs are significant other observable inputs. Level 3 inputs are significant unobservable inputs. The above table identifies the School District’s recurring fair value measurements as of June 30, 2016. STAR Ohio is reported at its share price. All other investments of the School District are valued using quoted market prices (Level 1 inputs).

**Interest Rate Risk** – The Ohio Revised Code generally limits security purchases to those that mature within five years of the settlement date. The School District’s policy indicates that investments must mature within five years, unless matched to a specific obligation or debt of the School District.

STAR Ohio is an investment pool operated by the Ohio State Treasurer. It is unclassified since it is not evidenced by securities that exist in physical or book entry form. Ohio law requires STAR Ohio maintain the highest rating provided by at least one nationally recognized standard rating service. The weighted average of maturity of the portfolio held by STAR Ohio as of June 30, 2016, is 49 days.

**Custodial Credit Risk** - For an investment, custodial risk is that risk that, in the event of the failure of the counterparty, the School District will no longer be able to recover the value of its investments or collateral securities that are in the possession of an outside party. The School District has no investment policy dealing with investment custodial risk beyond the requirement in State statute that prohibits payment for investments prior to the delivery of the securities representing such investments to the Treasurer or qualified trustee.

**Credit Risk** – The School District’s policy does not specifically address credit risk. The School District’s investment credit ratings are summarized in the table above.

**Concentration of Credit Risk** – The School District places no limit on the amount the School District may invest in any one issuer. See the investment concentration in the table above.

**Streetsboro City School District**  
**Portage County, Ohio**  
*Notes to the Basic Financial Statements*  
*For the Fiscal Year Ended June 30, 2016*

---

**Note 6 – Property Taxes**

Property taxes are levied and assessed on a calendar year basis while the School District fiscal year runs from July through June. First half tax collections are received by the School District in the second half of the fiscal year. Second half tax distributions occur in the first half of the following fiscal year.

Property taxes include amounts levied against all real and public utility property located in the School District. Real property tax revenue received in calendar year 2016 represents collections of calendar year 2015 taxes. Real property taxes received in calendar year 2016 were levied after April 1, 2015, on the assessed value listed as of January 1, 2015, the lien date. Assessed values for real property taxes are established by State law at 35 percent of appraised market value. Real property taxes are payable annually or semi-annually. If paid annually, payment is due December 31; if paid semiannually, the first payment is due December 31 with the remainder payable by June 20. Under certain circumstances, State statute permits alternate payment dates to be established.

Public utility property tax revenue received in calendar year 2016 represents collections of calendar year 2015 taxes. Public utility real and tangible personal property taxes received in calendar year 2016 became a lien December 31, 2014, were levied after April 1, 2015 and are collected in 2016 with real property taxes. Public utility real property is assessed at 35 percent of true value; public utility tangible personal property currently is assessed at varying percentages of true value.

The School District receives property taxes from Portage County. The County Auditor periodically advances to the School District its portion of the taxes collected. Second-half real property tax payments collected by the County by June 30, 2016, are available to finance fiscal year 2016 operations. The amount available as an advance at June 30, 2016 in the general, bond retirement and permanent improvement funds was \$3,241,734, \$747,642, and \$202,248, respectively. The amount available for advance at June 30, 2015, in the general, bond retirement and permanent improvement funds was \$1,809,163, \$445,170, and \$115,256, respectively. The amount of second-half real property taxes available for advance at fiscal year-end can vary based on the date the tax bills are sent.

Accrued property taxes receivable includes real property, public utility property and delinquent tangible personal property taxes which are measurable as of June 30, 2016 and for which there is an enforceable legal claim. Although total property tax collections for the next fiscal year are measurable, only the amount of real property taxes available as an advance at June 30 was levied to finance current fiscal year operations and is reported as revenue at fiscal year-end. The portion of the receivable not levied to finance current fiscal year operations is offset by a credit to deferred inflows of resources.

On the accrual basis of accounting, collectible delinquent property taxes have been recorded as a receivable and revenue, while on a modified accrual basis of accounting the revenue has been reported as a deferred inflow of resources.



**Streetsboro City School District**  
**Portage County, Ohio**  
*Notes to the Basic Financial Statements*  
*For the Fiscal Year Ended June 30, 2016*

The assessed values upon which the fiscal year 2016 taxes were collected are:

	2015 Second Half Collections		2016 First Half Collections	
	Amount	Percent	Amount	Percent
Real Estate	\$ 419,457,420	98.02%	\$ 437,123,910	98.06%
Public Utility Personal Property	8,487,790	1.98%	8,631,070	1.94%
	<u>\$ 427,945,210</u>	<u>100.00%</u>	<u>\$ 445,754,980</u>	<u>100.00%</u>
 Full Tax Rate per \$1,000 of assessed value	 <u>\$ 68.21</u>		 <u>\$ 68.09</u>	

**Note 7 - Receivables**

Receivables at year-end consisted of taxes, accounts, intergovernmental, and interfund. All receivables are considered collectible in full due to the ability to foreclose for the nonpayment of taxes, the relatively stable condition of state programs, and the current year guarantee of federal funds.

**Note 8 - Capital Assets**

Capital asset activity for the fiscal year ended June 30, 2016, was as follows:

	Balance June 30, 2015	Additions	Deletions	Balance June 30, 2016
<b>Governmental Activities</b>				
<i>Capital Assets, Not Being Depreciated</i>				
Land	\$ 1,635,135	\$ 0	\$ 0	\$ 1,635,135
Construction in Progress	3,395,435	28,594,694	0	31,990,129
<i>Total Capital Assets, Not Being Depreciated</i>	<u>5,030,570</u>	<u>28,594,694</u>	<u>0</u>	<u>33,625,264</u>
<i>Capital Assets, Being Depreciated</i>				
Land Improvements	1,463,151	0	0	1,463,151
Buildings and Improvements	24,454,789	0	0	24,454,789
Furniture, Fixtures and Equipment	3,074,183	41,106	0	3,115,289
Vehicles	2,377,787	452,056	(337,681)	2,492,162
<i>Total Capital Assets, Being Depreciated</i>	<u>31,369,910</u>	<u>493,162</u>	<u>(337,681)</u>	<u>31,525,391</u>
<i>Accumulated Depreciation</i>				
Land Improvements	(863,001)	(78,873)	0	(941,874)
Buildings and Improvements	(10,592,750)	(525,370)	0	(11,118,120)
Furniture, Fixtures and Equipment	(1,986,186)	(130,920)	0	(2,117,106)
Vehicles	(1,310,763)	(130,810)	296,013	(1,145,560)
<i>Total Accumulated Depreciated</i>	<u>(14,752,700)</u>	<u>(865,973)</u>	<u>296,013</u>	<u>(15,322,660)</u>
<i>Total Capital Assets Being Depreciated, Net</i>	<u>16,617,210</u>	<u>(372,811)</u>	<u>(41,668)</u>	<u>16,202,731</u>
<i>Governmental Activities, Capital Assets, Net</i>	<u>\$ 21,647,780</u>	<u>\$ 28,221,883</u>	<u>\$ (41,668)</u>	<u>\$ 49,827,995</u>

**Streetsboro City School District**  
**Portage County, Ohio**  
*Notes to the Basic Financial Statements*  
*For the Fiscal Year Ended June 30, 2016*

Depreciation expense was charged to governmental functions as follows:

Instruction:	
Regular	\$ 277,364
Special	4,010
Support Services:	
Pupils	2,981
Instructional Staff	24,988
Administration	952
Fiscal	1,064
Operations and Maintenance of Plant	151,302
Pupil Transportation	128,575
Central	2,831
Operation of Non-Instructional Services:	
Food Service Operations	9,681
Community Services	57,596
Extracurricular Activities	204,629
Total Depreciation	\$ 865,973

**Note 9 – Interfund Transactions**

***Interfund Loans***

During the fiscal year, the general fund advanced monies to several funds to cover operating costs. As of June 30, 2016, all interfund payables outstanding are anticipated to be repaid in fiscal year 2017. The account balances by fund of “interfund receivable” and “interfund payable” as of June 30, 2016 are as follows:

	Interfund Receivable	Interfund Payable
General Fund	\$ 41,622	\$ 0
Nonmajor Governmental Funds		
Miscellaneous Local Grants	0	6,660
IDEA Special Education Grant	0	17,897
Title III	0	6,388
Title I	0	9,879
IDEA Preschool Grant for Handicapped	0	99
Improving Teacher Quality	0	699
	\$ 41,622	\$ 41,622

**Streetsboro City School District**  
**Portage County, Ohio**  
*Notes to the Basic Financial Statements*  
*For the Fiscal Year Ended June 30, 2016*

---

**Note 10 - Risk Management**

The School District is exposed to various risks of loss related to torts; theft of, damage to, and destruction of assets; errors and omissions; injuries to employees; and natural disasters. These risks are covered by commercial insurance purchased from independent third parties. There have been no settlements paid in excess of insurance coverage in the past three years nor has insurance coverage been significantly reduced since the prior year.

The School District has joined the Portage Area Schools Consortium (the "Consortium") for health insurance for the School District's employees. The Consortium was established in 1981 so that thirteen educational-service providers in Portage County could manage risk exposures and purchase necessary insurance coverage as a group. The Consortium currently has 23 members. The Consortium has organized into two distinct entities to facilitate its risk management operations. The Portage Area Schools Consortium Property and Casualty Insurance Pool functions to manage the member districts' physical property and liability risks. The Portage Area Schools Consortium Health and Welfare Trust is organized under provisions of Section 501(c)(9) of the Internal Revenue Code. Its purpose is to facilitate the management of risks associated with providing employee benefits, coverage such as health and accident insurance, disability insurance and life insurance. The School District participates in the Portage Area Schools Consortium Health and Welfare Trust. A third-party administrator is retained by the Consortium to facilitate the operation of the Portage Area Schools Consortium Health and Welfare Trust. The School District pays all insurance premiums directly to the Consortium. Although the School District does not participate in the day-to-day management of the Consortium, one of its administrators serves as a trustee of the Consortium's governing board as provided in the Consortium's enabling authority. The School District recognizes that it retains a contingent liability to provide insurance coverage should the assets of the Consortium become depleted, it is the opinion of management that the assets of the Consortium are sufficient to meet its claims.

The School District pays the State Workers' Compensation System a premium based on a rate per \$100 of salaries. This rate is calculated based on accident history and administrative costs.

**Note 11 - Defined Benefit Pension Plans**

***Net Pension Liability***

The net pension liability reported on the statement of net position represents a liability to employees for pensions. Pensions are a component of exchange transactions—between an employer and its employees—of salaries and benefits for employee services. Pensions are provided to an employee—on a deferred-payment basis—as part of the total compensation package offered by an employer for employee services each financial period. The obligation to sacrifice resources for pensions is a present obligation because it was created as a result of employment exchanges that already have occurred.

The net pension liability represents the School District's proportionate share of each pension plan's collective actuarial present value of projected benefit payments attributable to past periods of service, net of each pension plan's fiduciary net position. The net pension liability calculation is dependent on critical long-term variables, including estimated average life expectancies, earnings on investments, cost of living adjustments and others. While these estimates use the best information available, unknowable future events require adjusting this estimate annually.

**Streetsboro City School District**  
**Portage County, Ohio**  
*Notes to the Basic Financial Statements*  
*For the Fiscal Year Ended June 30, 2016*

---

Ohio Revised Code limits the School District’s obligation for this liability to annually required payments. The School District cannot control benefit terms or the manner in which pensions are financed; however, the School District does receive the benefit of employees’ services in exchange for compensation including pension.

GASB 68 assumes the liability is solely the obligation of the employer, because (1) they benefit from employee services; and (2) State statute requires all funding to come from these employers. All contributions to date have come solely from these employers (which also includes costs paid in the form of withholdings from employees). State statute requires the pension plans to amortize unfunded liabilities within 30 years. If the amortization period exceeds 30 years, each pension plan’s board must propose corrective action to the State legislature. Any resulting legislative change to benefits or funding could significantly affect the net pension liability. Resulting adjustments to the net pension liability would be effective when the changes are legally enforceable.

The proportionate share of each plan’s unfunded benefits is presented as a long-term *net pension liability* on the accrual basis of accounting. Any liability for the contractually-required pension contribution outstanding at the end of the year is included in *intergovernmental payable* on both the accrual and modified accrual bases of accounting.

***Plan Description - School Employees Retirement System (SERS)***

Plan Description – School District non-teaching employees participate in SERS, a cost-sharing multiple-employer defined benefit pension plan administered by SERS. SERS provides retirement, disability and survivor benefits, annual cost-of-living adjustments, and death benefits to plan members and beneficiaries. Authority to establish and amend benefits is provided by Ohio Revised Code Chapter 3309. SERS issues a publicly available, stand-alone financial report that includes financial statements, required supplementary information and detailed information about SERS’ fiduciary net position. That report can be obtained by visiting the SERS website at [www.ohsers.org](http://www.ohsers.org) under Employers/Audit Resources.

Age and service requirements for retirement are as follows:

	Eligible to Retire on or before August 1, 2017*	Eligible to Retire on or after August 1, 2017
Full Benefits	Any age with 30 years of service credit	Age 67 with 10 years of service credit; or Age 57 with 30 years of service credit
Actuarially Reduced Benefits	Age 60 with 5 years of service credit Age 55 with 25 years of service credit	Age 62 with 10 years of service credit; or Age 60 with 25 years of service credit

\*Members with 25 years of service credit as of August 1, 2017, will be included in this plan.

Annual retirement benefits are calculated based on final average salary multiplied by a percentage that varies based on years of service; 2.2% for the first thirty years of service and 2.5% for years of service credit over 30. Final average salary is the average of the highest three years of salary.

**Streetsboro City School District**  
**Portage County, Ohio**  
*Notes to the Basic Financial Statements*  
*For the Fiscal Year Ended June 30, 2016*

---

One year after an effective benefit date, a benefit recipient is entitled to a 3% cost-of-living adjustment (COLA). This same COLA is added each year to the base benefit amount on the anniversary date of the benefit.

Funding Policy – Plan members are required to contribute 10% of their annual covered salary and the School District is required to contribute 14% of annual covered payroll. The contribution requirements of plan members and employers are established and may be amended by the SERS' Retirement Board up to statutory maximum amounts of 10% for plan members and 14% for employers. The Retirement Board, acting with the advice of the actuary, allocates the employer contribution rate among four of the System's funds (Pension Trust Fund, Death Benefit Fund, Medicare B Fund, and Health Care Fund). For the fiscal year ended June 30, 2016, the allocation to pension, death benefits, and Medicare B was 14%. SERS did not allocate any employer contributions to the Health Care Fund for fiscal year 2016.

The School District's contractually required contribution to SERS was \$547,259 for fiscal year 2016. Of this amount, \$35,704 is reported as an intergovernmental payable.

***Plan Description - State Teachers Retirement System (STRS)***

Plan Description – School District licensed teachers and other faculty members participate in STRS Ohio, a cost-sharing multiple-employer public employee retirement system administered by STRS. STRS provides retirement and disability benefits to members and death and survivor benefits to beneficiaries. STRS issues a stand-alone financial report that includes financial statements, required supplementary information and detailed information about STRS' fiduciary net position. That report can be obtained by writing to STRS, 275 E. Broad St., Columbus, OH 43215-3771, by calling (888) 227-7877, or by visiting the STRS website at [www.strsoh.org](http://www.strsoh.org).

New members have a choice of three retirement plans; a Defined Benefit (DB) Plan, a Defined Contribution (DC) Plan and a Combined Plan. Benefits are established by Ohio Revised Code Chapter 3307. The DB plan offers an annual retirement allowance based on final average salary multiplied by a percentage that varies based on years of service. Effective August 1, 2015, the calculation will be 2.2% of final average salary for the five highest years of earnings multiplied by all years of service. With certain exceptions, the basic benefit is increased each year by 2% of the original base benefit. For members retiring August 1, 2013, or later, the first 2% is paid on the fifth anniversary of the retirement benefit. Members are eligible to retire at age 60 with five years of qualifying service credit, or age 55 with 25 years of service, or 30 years of service regardless of age. Age and service requirements for retirement will increase effective August 1, 2015, and will continue to increase periodically until they reach age 60 with 35 years of service or age 65 with five years of service on August 1, 2026.

The DC Plan allows members to place all their member contributions and 9.5% of the 14% employer contributions into an investment account. Investment allocation decisions are determined by the member. The remaining 4.5% of the 14% employer rate is allocated to the defined benefit unfunded liability. A member is eligible to receive a retirement benefit at age 50 and termination of employment. The member may elect to receive a lifetime monthly annuity or a lump sum withdrawal.

**Streetsboro City School District**  
**Portage County, Ohio**  
*Notes to the Basic Financial Statements*  
*For the Fiscal Year Ended June 30, 2016*

---

The Combined Plan offers features of both the DB Plan and the DC Plan. In the Combined Plan, member contributions are allocated among investment choices by the member, and employer contributions are used to fund the defined benefit payment at a reduced level from the regular DB Plan. The defined benefit portion of the Combined Plan payment is payable to a member on or after age 60 with five years of services. The defined contribution portion of the account may be taken as a lump sum payment or converted to a lifetime monthly annuity at age 50.

New members who choose the DC plan or Combined Plan will have another opportunity to reselect a permanent plan during their fifth year of membership. Members may remain in the same plan or transfer to another STRS plan. The optional annuitization of a member's defined contribution account or the defined contribution portion of a member's Combined Plan account to a lifetime benefit results in STRS bearing the risk of investment gain or loss on the account. STRS has therefore included all three plan options as one defined benefit plan for GASB 68 reporting purposes.

A DB or Combined Plan member with five or more years of credited service who is determined to be disabled may qualify for a disability benefit. Eligible survivors of members who die before service retirement may qualify for monthly benefits. New members on or after July 1, 2013, must have at least ten years of qualifying service credit that apply for disability benefits. Members in the DC Plan who become disabled are entitled only to their account balance. If a member of the DC Plan dies before retirement benefits begin, the member's designated beneficiary is entitled to receive the member's account balance.

Funding Policy – Employer and member contribution rates are established by the State Teachers Retirement Board and limited by Chapter 3307 of the Ohio Revised Code. The statutory maximum employee contribution rate was increased 1% July 1, 2014, and will be increased 1% each year until it reaches 14% on July 1, 2016. For the fiscal year ended June 30, 2016, plan members were required to contribute 13% of their annual covered salary. The School District was required to contribute 14%; the entire 14% was the portion used to fund pension obligations. The fiscal year 2016 contribution rates were equal to the statutory maximum rates.

The School District's contractually required contribution to STRS was \$1,479,554 for fiscal year 2016. Of this amount, \$247,196 is reported as an intergovernmental payable.

***Pension Liabilities, Pension Expense, and Deferred Outflows of Resources and Deferred Inflows of Resources Related to Pensions***

The net pension liability was measured as of June 30, 2015, and the total pension liability used to calculate the net pension liability was determined by an actuarial valuation as of that date. The School District's proportion of the net pension liability was based on the School District's share of contributions to the pension plan relative to the contributions of all participating entities. Following is information related to the proportionate share and pension expense:

	STRS	SERS	Total
Proportionate Share of the Net Pension Liability	\$ 26,928,535	\$ 6,496,785	\$ 33,425,320
Proportion of the Net Pension Liability	0.09743627%	0.11385690%	
Pension Expense	\$ 1,177,485	\$ 415,693	\$ 1,593,178

**Streetsboro City School District**  
**Portage County, Ohio**  
*Notes to the Basic Financial Statements*  
*For the Fiscal Year Ended June 30, 2016*

At June 30, 2016, the School District reported deferred outflows of resources and deferred inflows of resources related to pensions from the following sources:

	STRS	SERS	Total
<b>Deferred Outflows of Resources</b>			
Differences between expected and actual experience	\$ 1,227,960	\$ 105,365	\$ 1,333,325
School District contributions subsequent to the measurement date	1,479,553	547,259	2,026,812
<b>Total Deferred Outflows of Resources</b>	<b>\$ 2,707,513</b>	<b>\$ 652,624</b>	<b>\$ 3,360,137</b>
<b>Deferred Inflows of Resources</b>			
Net difference between projected and actual earnings on pension plan investments	\$ 1,943,552	\$ 229,695	\$ 2,173,247
Changes in proportion and differences between School District contributions and proportionate share of contributions	46,638	103,692	150,330
<b>Total Deferred Inflows of Resources</b>	<b>\$ 1,990,190</b>	<b>\$ 333,387</b>	<b>\$ 2,323,577</b>

\$2,026,812 reported as deferred outflows of resources related to pension resulting from School District contributions subsequent to the measurement date will be recognized as a reduction of the net pension liability in the fiscal year ending June 30, 2017. Other amounts reported as deferred outflows of resources and deferred inflows of resources related to pension will be recognized in pension expense as follows:

	STRS	SERS	Total
Fiscal Year Ending June 30:			
2017	\$ (450,876)	\$ (115,857)	\$ (566,733)
2018	(450,876)	(115,857)	(566,733)
2019	(450,874)	(116,362)	(567,236)
2020	590,396	120,054	710,450
	<b>\$ (762,230)</b>	<b>\$ (228,022)</b>	<b>\$ (990,252)</b>

***Actuarial Assumptions - SERS***

SERS' total pension liability was determined by their actuaries in accordance with GASB Statement No. 67, as part of their annual actuarial valuation for each defined benefit retirement plan. Actuarial valuations of an ongoing plan involve estimates of the value of reported amounts (e.g., salaries, credited service) and assumptions about the probability of occurrence of events far into the future (e.g., mortality, disabilities, retirements, employment termination). Actuarially determined amounts are subject to continual review and potential modifications, as actual results are compared with past expectations and new estimates are made about the future.

Projections of benefits for financial reporting purposes are based on the substantive plan (the plan as understood by the employers and plan members) and include the types of benefits provided at the time of each valuation and the historical pattern of sharing benefit costs between the employers and plan members to that point. The projection of benefits for financial reporting purposes does not explicitly incorporate the potential effects of legal or contractual funding limitations.

**Streetsboro City School District**  
**Portage County, Ohio**  
*Notes to the Basic Financial Statements*  
*For the Fiscal Year Ended June 30, 2016*

---

Actuarial calculations reflect a long-term perspective. For a newly hired employee, actuarial calculations will take into account the employee's entire career with the employer and also take into consideration the benefits, if any, paid to the employee after termination of employment until the death of the employee and any applicable contingent annuitant. In many cases, actuarial calculations reflect several decades of service with the employer and the payment of benefits after termination.

Key methods and assumptions used in calculating the total pension liability in the latest actuarial valuation, prepared as of June 30, 2015, are presented below:

Wage Inflation	3.25%
Future Salary Increases, including inflation	4% to 22%
COLA or Ad Hoc COLA	3%
Investment Rate of Return	7.75% net of investments expense, including inflation
Actuarial Cost Method	Entry Age Normal

For post-retirement mortality, the table used in evaluating allowances to be paid is the 1994 Group Annuity Mortality Table set back one year for both men and women. Special mortality tables are used for the period after disability retirement.

The most recent experience study was completed June 30, 2010.

The long-term return expectation for the Pension Plan Investments has been determined using a building-block approach and assumes a time horizon, as defined in SERS' *Statement of Investment Policy*. A forecasted rate of inflation serves as the baseline for the return expectation. Various real return premiums over the baseline inflation rate have been established for each asset class. The long-term expected nominal rate of return has been determined by calculating a weighted average of the expected real return premiums for each asset class, adding the projected inflation rate, and adding the expected return from rebalancing uncorrelated asset classes. The target allocation and best estimates of arithmetic real rates of return for each major asset class are summarized in the following table:

<u>Asset Class</u>	<u>Target Allocation</u>	<u>Long Term Expected Real Rate of Return</u>
Cash	1.00 %	0.00 %
US Stocks	22.50	5.00
Non-US Stocks	22.50	5.50
Fixed Income	19.00	1.50
Private Equity	10.00	10.00
Real Assets	10.00	5.00
Multi-Asset Strategies	15.00	7.50
	<u>100.00 %</u>	



**Streetsboro City School District**  
**Portage County, Ohio**  
*Notes to the Basic Financial Statements*  
*For the Fiscal Year Ended June 30, 2016*

---

**Discount Rate** The total pension liability was calculated using the discount rate of 7.75%. The projection of cash flows used to determine the discount rate assumed the contributions from employers and from the members would be computed based on contribution requirements as stipulated by State statute. Projected inflows from investment earnings were calculated using the long-term assumed investment rate of return (7.75%). Based on those assumptions, the plan's fiduciary net position was projected to be available to make all future benefit payments of current plan members. Therefore, the long-term expected rate of return on pension plan investments was applied to all periods of projected benefits to determine the total pension liability.

**Sensitivity of the School District's Proportionate Share of the Net Pension Liability to Changes in the Discount Rate** Net pension liability is sensitive to changes in the discount rate, and to illustrate the potential impact, the following table presents the net pension liability calculated using the discount rate of 7.75%, as well as what each plan's net pension liability would be if it were calculated using a discount rate that is 1% point lower (6.75%), or 1% point higher (8.75%) than the current rate.

	1% Decrease (6.75%)	Current Discount Rate (7.75%)	1% Increase (8.75%)
School District's proportionate share of the net pension liability	\$ 9,008,706	\$ 6,496,785	\$ 4,381,540

**Actuarial Assumptions - STRS**

The total pension liability in the June 30, 2015, actuarial valuation was determined using the following actuarial assumptions, applied to all periods included in the measurement:

Inflation	2.75%
Projected salary increase	2.75% at 70 to 12.25% at age 20
Investment Rate of Return	7.75%, net of investment expenses
Cost-of-Living Adjustments (COLA)	2% simple applied as follows: for members retiring before August 1, 2013, 2% per year, for members retiring August 1, 2013, or later, 2% COLA paid on fifth anniversary of retirement date

Mortality rates were based on the RP-2000 Combined Mortality Table (Projection 2022—Scale AA) for Males and Females. Males' ages are set-back two years through age 89 and no set-back for age 90 and above. Females younger than age 80 are set back four years, one year set back from age 80 through 89 and not set back from age 90 and above.

Actuarial assumptions used in the June 30, 2015, valuation are based on the results of an actuarial experience study, effective July 1, 2012.

The 10 year expected real rate of return on pension plan investments was determined by STRS' investment consultant by developing best estimates of expected future real rates of return for each major asset class. The target allocation and best estimates of geometric real rates of return for each major asset class are summarized as follows:

**Streetsboro City School District**  
**Portage County, Ohio**  
*Notes to the Basic Financial Statements*  
*For the Fiscal Year Ended June 30, 2016*

Asset Class	Target Allocation	Long Term Expected Real Rate of Return
Domestic Equity	31.00 %	8.00 %
International Equity	26.00	7.85
Alternatives	14.00	8.00
Fixed Income	18.00	3.75
Real Estate	10.00	6.75
Liquidity Reserves	1.00	3.00
	100.00 %	

**Discount Rate** The discount rate used to measure the total pension liability was 7.75% as of June 30, 2015. The projection of cash flows used to determine the discount rate assumes member and employer contributions will be made at the statutory contribution rates in accordance with rate increases described above. For this purpose, only employer contributions that are intended to fund benefits of current plan members and their beneficiaries are included. Projected employer contributions that are intended to fund the service costs of future plan members and their beneficiaries, as well as projected contributions from future plan members, are not included. Based on those assumptions, STRS' fiduciary net position was projected to be available to make all projected future benefit payments to current plan members as of June 30, 2015. Therefore, the long-term expected rate of return on pension plan investments of 7.75% was applied to all periods of projected benefit payments to determine the total pension liability as of June 30, 2015.

**Sensitivity of the School District's Proportionate Share of the Net Pension Liability to Changes in the Discount Rate** The following table presents the School District's proportionate share of the net pension liability calculated using the current period discount rate assumption of 7.75%, as well as what the School District's proportionate share of the net pension liability would be if it were calculated using a discount rate that is 1% point lower (6.75%) or 1% point higher (8.75%) than the current rate:

	1% Decrease (6.75%)	Current Discount Rate (7.75%)	1% Increase (8.75%)
School District's proportionate share of the net pension liability	\$ 37,405,766	\$ 26,928,535	\$ 18,068,473

**Note 12 - Postemployment Benefits**

***School Employees Retirement System***

Health Care Plan Description - The School District contributes to the SERS Health Care Fund, administered by SERS for non-certificated retirees and their beneficiaries. For GASB 45 purposes, this plan is considered a cost-sharing, multiple-employer, defined benefit other postemployment benefit (OPEB) plan. The Health Care Plan includes hospitalization and physicians' fees through several types of plans including HMO's, PPO's, Medicare Advantage, and traditional indemnity plans as well as a prescription drug program. The financial report of the Plan is included in the SERS Comprehensive Annual Financial Report which can be obtained on SERS' website at [www.ohsers.org](http://www.ohsers.org) under Employers/Audit Resources.

**Streetsboro City School District**  
**Portage County, Ohio**  
*Notes to the Basic Financial Statements*  
*For the Fiscal Year Ended June 30, 2016*

---

Access to health care for retirees and beneficiaries is permitted in accordance with Section 3309 of the Ohio Revised Code. The Health Care Fund was established and is administered in accordance with Internal Revenue Code Section 105(e). SERS' Retirement Board reserves the right to change or discontinue any health plan or program. Health care is financed through a combination of employer contributions and retiree premiums, copays and deductibles on covered health care expenses, investment returns, and any funds received as a result of SERS' participation in Medicare programs. Active employee members do not contribute to the Health Care Plan. Retirees and their beneficiaries are required to pay a health care premium that varies depending on the plan selected, the number of qualified years of service, Medicare eligibility and retirement status.

Funding Policy - State statute permits SERS to fund the health care benefits through employer contributions. Each year, after the allocation for statutorily required basic benefits, the Retirement Board allocates the remainder of the employer contribution of 14% of covered payroll to the Health Care Fund. For fiscal year 2016, SERS did not allocate any employer contributions to the Health Care Fund. In addition, employers pay a surcharge for employees earning less than an actuarially determined minimum compensation amount, pro-rated according to service credit earned. For fiscal year 2016, this amount was \$23,000. Statutes provide that no employer shall pay a health care surcharge greater than 2% of that employer's SERS-covered payroll; nor may SERS collect in aggregate more than 1.5% of the total statewide SERS-covered payroll for the health care surcharge.

The School District's contributions for health care (including surcharge) for the fiscal years ended June 30, 2016, 2015, and 2014 were \$60,809, \$81,542 and \$55,439, respectively. For fiscal year 2016, 93% has been contributed, with the balance being reported as an intergovernmental payable. The full amount has been contributed for fiscal years 2015 and 2014.

***State Teachers Retirement System***

Plan Description – The School District participates in the cost-sharing multiple-employer defined benefit Health Plan administered by the State Teachers Retirement System of Ohio (STRS) for eligible retirees who participated in the defined benefit or combined pension plans offered by STRS. Ohio law authorizes STRS to offer this plan. Benefits include hospitalization, physicians' fees, prescription drugs and reimbursement of monthly Medicare Part B premiums. The Plan is included in the report of STRS which can be obtained by visiting [www.strsoh.org](http://www.strsoh.org) or by calling (888) 227-7877.

Funding Policy – Ohio Revised Code Chapter 3307 authorizes STRS to offer the Plan and gives the Retirement Board authority over how much, if any, of the health care costs will be absorbed by STRS. Active employee members do not contribute to the Health Care Plan. All benefit recipients, for the most recent year, pay a monthly premium. Under Ohio law, funding for post-employment health care may be deducted from employer contributions. For fiscal year 2016, STRS did not allocate any employer contributions to post-employment health care. The School District's contributions for health care for the fiscal years ended June 30, 2016, 2015, and 2014 were \$0, \$0, and \$96,367, respectively. The full amount has been contributed for fiscal years 2016, 2015 and 2014.

**Streetsboro City School District**  
**Portage County, Ohio**  
*Notes to the Basic Financial Statements*  
*For the Fiscal Year Ended June 30, 2016*

**Note 13 - Long Term Obligations**

General obligation bonds and long-term bonds are direct obligations of the School District for which its full faith and credit are pledged for repayment. General obligation bonds and long-term bonds are to be repaid from voted and unvoted general property taxes. Property tax monies will be received in and the debt will be repaid from the bond retirement fund.

The School District pays obligations related to employee compensation from the fund benefitting from their service.

The changes in long-term obligations of the School District during the fiscal year were as follows:

	Maturity Date	Balance June 30, 2015	Additions	Deductions	Balance June 30, 2016	Amount Due Within One Year
<b>Long Term Bonds:</b>						
2006 Judgment Bonds	12/31	\$ 705,000	\$ 0	\$ 30,000	\$ 675,000	\$ 30,000
<b>Total Long Term Bonds</b>		<u>705,000</u>	<u>0</u>	<u>30,000</u>	<u>675,000</u>	<u>30,000</u>
<b>General Obligation Bonds:</b>						
School Improvement -2001						
Serial Bond	12/25	250,000	0	250,000	0	0
2007 Refunding Bond						
Serial Bond	12/25	8,020,000	0	0	8,020,000	0
Capital Appreciation Bonds (CAB)	12/15-12/16	289,982	0	125,285	164,697	164,697
Accretion on CAB's		748,680	135,587	359,715	524,552	524,552
Unamortized Premium		383,374	0	38,337	345,037	0
School Improvement -2014A						
Serial & Term Bonds	12/49	28,345,000	0	135,000	28,210,000	205,000
Unamortized Premium		454,086	0	13,356	440,730	0
School Improvement -2014B						
Serial & Term Bonds	12/43	9,410,000	0	100,000	9,310,000	100,000
Unamortized Premium		270,251	0	9,652	260,599	0
<b>Total General Obligation Bonds</b>		<u>48,171,373</u>	<u>135,587</u>	<u>1,031,345</u>	<u>47,275,615</u>	<u>994,249</u>
<b>Net Pension Liability:</b>						
STRS		23,749,471	3,179,064	0	26,928,535	0
SERS		5,880,816	615,969	0	6,496,785	0
<b>Total Net Pension Liability</b>		<u>29,630,287</u>	<u>3,795,033</u>	<u>0</u>	<u>33,425,320</u>	<u>0</u>
<b>Other Long-Term Liabilities:</b>						
Compensated Absences Payable		1,102,885	230,727	116,808	1,216,804	137,188
<b>Total Other Long-Term Liabilities</b>		<u>1,102,885</u>	<u>230,727</u>	<u>116,808</u>	<u>1,216,804</u>	<u>137,188</u>
<b>Total Long Term Liabilities</b>		<u>\$ 79,609,545</u>	<u>\$ 4,161,347</u>	<u>\$ 1,178,153</u>	<u>\$ 82,592,739</u>	<u>\$ 1,161,437</u>

**Streetsboro City School District**  
**Portage County, Ohio**  
*Notes to the Basic Financial Statements*  
*For the Fiscal Year Ended June 30, 2016*

---

***2001 School Improvement General Obligation Bond***

On March 20, 2001, the School District issued \$15,550,000 in general obligation bonds for the purpose of financing permanent improvements. The 2001 School Improvement bonds included capital appreciation bonds of \$380,000. The final amount, after accretion of interest, of the capital appreciation bonds was \$1,100,000, these capital appreciation bonds were retired in fiscal year 2011. The serial bonds will mature December 1, 2025 with interest of 3.6% - 12%.

***2007 School Improvement Refunding General Obligation Bonds***

On March 21, 2007, the School District issued \$8,999,982 in refunding general obligation bonds. The proceeds of the bonds were used to refund \$9,000,000 of the School District's outstanding 2001 School Improvement bonds. The bonds were issued for a 15 year period with final maturity at December 1, 2025. At the date of the refunding, \$9,538,160 (including premium and after underwriting fees) was deposited in an irrevocable trust to provide for all future payments on the refunded bonds. As of June 30, 2016, \$8,600,000 of the defeased debt is outstanding.

These refunding bonds were issued with a premium of \$690,070, which is reported as an increase to bonds payable. The amounts are being amortized as interest expenses over the life of the bonds using the straight-line method. The refunding resulted in a difference between the net carrying amount of the debt and the acquisition price of \$538,160. This difference reported in the accompanying financial statements as deferred charges on refunding is being amortized as interest expense over the life of the bonds using the straight line method. The issuance resulted in a difference (savings) between the cash flows required to service the old debt and the cash flows required to service the new debt of \$594,174. The issuance resulted in an economic gain of \$491,134.

The bond issue consists of serial (4.01% interest rate) and capital appreciation (3.96% – 3.99% interest rate) bonds. These bonds are not subject to early redemption.

The capital appreciation bonds mature December 1, 2015 and 2016. These bonds were purchased at a substantial discount at the time of issuance. At maturity all compounded interest is paid and the bond holder receives the face value of the bond. As the value of the bond increases, the accretion is reflected as an increase in long-term liability. The maturity amount of the bonds is \$1,230,000. \$485,000 capital appreciation bond matured December 2015.

***School Improvement Bonds, Series 2014A***

In April 2014, the School District issued \$28,925,000 in school improvement bonds for the purpose of constructing, furnishing, equipping, adding to, renovating, remodeling, rehabilitating, and improving School District buildings and facilities. These school improvement bonds were issued with a premium of \$480,798, which is reported as an increase to bonds payable. The amounts are being amortized as interest expenses over the life of the bonds using the straight-line method. The serial bonds will mature December 1, 2049 with interest of 2% - 4.25%.

**Streetsboro City School District**  
**Portage County, Ohio**  
*Notes to the Basic Financial Statements*  
*For the Fiscal Year Ended June 30, 2016*

The serial bonds totaling \$12,395,000 were issued with varying interest rates of 2.00% to 4.25% and will mature December 1, 2049. The term bonds were issued with interest rates of 4.00% and 5.25%.

The term bonds maturing December 1, 2036 and December 1, 2044 are subject to mandatory sinking fund redemption at a price of 100% of the principal amount to be redeemed plus accrued interest to the date of redemption on December 1 of the years shown in the following schedules:

2036 Term Bonds		2044 Term Bonds	
Redemption Date	Principal	Redemption Date	Principal
December 1	Amount	December 1	Amount
2022	\$ 10,000	2037	\$ 1,210,000
2023	10,000	2038	1,275,000
2024	10,000	2039	1,345,000
2025	10,000	2040	1,415,000
2026	10,000	2041	1,490,000
2027	10,000	2042	1,565,000
2028	10,000	2043	1,650,000
2029	10,000	2044	1,735,000
2030	10,000		
2031	225,000		
2032	265,000		
2033	895,000		
2034	1,080,000		
2035	1,125,000		
2036	1,165,000		

Unless previously redeemed, the remaining principal amount will mature at stated maturity.

***School Improvement Bonds, Series 2014B***

In April 2014, the School District issued \$9,510,000 in school improvement bonds for the purpose of constructing, furnishing, equipping, adding to, renovating, remodeling, rehabilitating, and improving School District buildings and facilities. These school improvement bonds were issued with a premium of \$289,555, which is reported as an increase to bonds payable. The amounts are being amortized as interest expenses over the life of the bonds using the straight-line method.

The serial bonds totaling \$5,985,000 were issued with varying interest rates of 1.00% to 4.00% and will mature December 1, 2032. The term bonds were issued with interest rates of 3.00% and 4.125%.

**Streetsboro City School District**  
**Portage County, Ohio**  
*Notes to the Basic Financial Statements*  
*For the Fiscal Year Ended June 30, 2016*

The term bonds are subject to mandatory sinking fund redemption at a price of 100% of the principal amount to be redeemed plus accrued interest to the date of redemption on December 1 of the years shown in the following schedules:

2026 Term Bonds		2028 Term Bonds		2034 Term Bonds	
Redemption Date December 1	Principal Amount	Redemption Date December 1	Principal Amount	Redemption Date December 1	Principal Amount
2025	\$ 665,000	2027	\$ 735,000	2033	\$ 295,000
2026	700,000	2028	840,000	2034	840,000

2038 Term Bonds		2043 Term Bonds	
Redemption Date December 1	Principal Amount	Redemption Date December 1	Principal Amount
2035	\$ 5,000	2039	\$ 5,000
2036	5,000	2040	5,000
2037	5,000	2041	5,000
2038	5,000	2042	5,000
		2043	5,000

Unless previously redeemed, the remaining principal amount will mature at stated maturity.

***Long Term Bond***

On August 6, 2006 the School District was issued a “judgment” bond in the amount \$880,000 to pay for a judgment payable liability from fiscal year 2006. This bond will mature December 1, 2031 with interest of 4.00-4.625%.

Principal and interest requirements to amortize all bonds outstanding at June 30, 2016 are as follows:

Fiscal Year Ending June 30,	Judgment Bond			General Obligation Bonds			Capital Appreciation Bonds		
	Principal	Interest	Total	Principal	Interest	Total	Principal	Accretion	Total
2017	\$ 30,000	\$ 30,263	\$ 60,263	\$ 305,000	\$ 1,928,631	\$ 2,233,631	\$ 164,697	\$ 580,303	\$ 745,000
2018	30,000	28,950	58,950	1,075,000	1,901,244	2,976,244	0	0	0
2019	30,000	27,600	57,600	1,130,000	1,856,081	2,986,081	0	0	0
2020	35,000	26,137	61,137	1,250,000	1,810,731	3,060,731	0	0	0
2021	35,000	24,562	59,562	1,310,000	1,765,081	3,075,081	0	0	0
2022-2026	200,000	96,872	296,872	7,645,000	8,090,775	15,735,775	0	0	0
2027-2031	255,000	44,516	299,516	4,155,000	7,026,120	11,181,120	0	0	0
2032-2036	60,000	1,388	61,388	5,840,000	6,017,520	11,857,520	0	0	0
2037-2041	0	0	0	6,435,000	4,675,763	11,110,763	0	0	0
2042-2046	0	0	0	8,280,000	2,772,122	11,052,122	0	0	0
2047-2050	0	0	0	8,115,000	707,516	8,822,516	0	0	0
	\$ 675,000	\$ 280,288	\$ 955,288	\$45,540,000	\$38,551,584	\$84,091,584	\$ 164,697	\$ 580,303	\$ 745,000

**Streetsboro City School District**  
**Portage County, Ohio**  
*Notes to the Basic Financial Statements*  
*For the Fiscal Year Ended June 30, 2016*

---

**Note 14 - Jointly Governed Organizations**

Stark Portage Area Computer Consortium

Stark Portage Area Computer Consortium (SPARCC) is the computer service organization or Data Acquisition Site (DAS) used by the School District. SPARCC is an association of public school districts in a geographic area determined by the Ohio Department of Education. The Stark County Educational Service Center acts as the fiscal agent for the consortium. The purpose of the consortium is to develop and employ a computer system efficiently and effectively for the needs of the member Boards of Education. All districts in the consortium are required to pay fees, charges, and assessments as charged. SPARCC is governed by a board made up of superintendents from all of the participating districts. An elected Executive Board consisting of five members of the governing board is the managerial body of the consortium and meets on a monthly basis. The School District does not maintain an ongoing financial interest or an ongoing financial responsibility. Payments to SPARCC are made from the general fund. During fiscal year 2016, the School District contributed \$100,561 to SPARCC.

Portage Area Schools Consortium

The Portage Area Schools Consortium (“the Consortium”) is a regional council of governments established pursuant to Chapter 167 of the Ohio Revised Code, consisting of various school districts in the Portage County, Ohio area. The Consortium is a stand-alone entity, comprised of two stand-alone pools; the Portage Area Schools Consortium Property and Casualty Pool and the Portage Area Schools Consortium Health and Welfare Insurance Pool. These pools were established by the Consortium on August 5, 1988 to provide property and casualty risk management services and risk sharing to its members. The pools were established as local government risk pools under Section 1744.081 of the Ohio Revised Code and are not subject to federal tax filing requirements.

**Note 15 - Contingencies**

Grants

The School District received financial assistance from federal and State agencies in the form of grants. The expenditure of funds received under these programs generally requires compliance with terms and conditions specified in the grant agreements and is subject to audit by the grantor agencies. Any disallowed claims resulting from such audits could become a liability of the general fund or other applicable funds. However, the effect of any such disallowed claims on the overall financial position of the School District at June 30, 2016, if applicable, cannot be determined at this time.



**Streetsboro City School District**  
**Portage County, Ohio**  
*Notes to the Basic Financial Statements*  
*For the Fiscal Year Ended June 30, 2016*

---

**Litigation**

Under an agreement (the Agreement) between the School District and the City of Streetsboro, Ohio relating to the tax abatements granted by the City, the City is to annually compensate the School District for all or a portion of the School District's lost real property tax revenue from the tax abated property. In 2014, the City changed its interpretation of the method of calculating the amount due to the School District under the Agreement. The School District has challenged the City's new method of calculation. Because the Agreement requires the Treasurer/CFO and the City's Finance Director to agree to the amount due from the City to the School District and the Treasurer/CFO and Finance Director have not agreed on the method of calculating that amount since 2014, the School District has not received any payments from the City since the payment it received in Fiscal Year 2013. After unsuccessful attempts at resolution of the dispute, in December 2015, the School District filed a complaint against the City in the Portage County Court of Common Pleas alleging that the City's method of calculating amounts due the School District under the Agreement was incorrect. No decision has been rendered with respect to this litigation, and the School District cannot predict the final result of this litigation. A receivable has been estimated for the years in which no payment was received and the difference between the estimate and the final settlement cannot be determined but are not expected to be material. This agreement expires in February 2019 and includes automatic renewal terms.

**School District Funding**

School district Foundation funding is based on the annualized full-time equivalent (FTE) enrollment of each student. Effective for the 2014-2015 school year, traditional school districts must comply with minimum hours of instruction, instead of a minimum number of school days each year. The funding formula the Ohio Department of Education (ODE) is legislatively required to follow will continue to adjust as enrollment information is updated by the school districts, which can extend past the fiscal year end. As of the date of this report, ODE has not finalized the impact of enrollment adjustments to the June 30, 2015 or June 30, 2016 Foundation funding for the School District; therefore, the financial statement impact is not determinable at this time. ODE and management believe this will result in either a receivable to or liability of the School District.

**Note 16 - Statutory Reserve**

The School District is required by State statute to annually set aside in the general fund an amount based on a statutory formula for acquisition and construction of capital improvements. Amounts not spent by year-end or offset by similarly restricted resources received during the year must be held in cash at year-end and carried forward to be used for the same purposes in future years.

The following cash basis information describes the change in the year end set-aside amount for capital improvements. Disclosure of this information is required by State statute.

**Streetsboro City School District**  
**Portage County, Ohio**  
*Notes to the Basic Financial Statements*  
*For the Fiscal Year Ended June 30, 2016*

	Capital Improvement Reserve
Set-Aside Restricted Balance, June 30, 2015	\$ 0
Current Year Set-Aside Requirement	381,114
Current Year Offset	(658,312)
Total	\$ (277,198)
Balance Carried Forward to Fiscal Year 2017	\$ 0
Set-Aside Restricted Balance June 30, 2016	\$ 0

The School District had current year offsets during the year that reduced the capital improvements reserve set-asides below zero. This amount may not be used to reduce the set-aside requirement in future fiscal years. The negative balance, is therefore, not being presented as being carried forward to the future fiscal year.

**Note 17 – Commitments**

**Contractual Commitments**

The following construction commitments at June 30, 2016 will be financed with capital project fund revenues:

	Contract Amount	Expenditures as of June 30, 2016	Amount Remaining on Contract
Ohio Facilities Construction Project	\$ 46,944,863	\$ 31,990,129	\$ 14,954,734

**Other Commitments**

The School District utilizes encumbrance accounting as part of its budgetary controls. Encumbrances outstanding at year-end may be reported as part of restricted, committed or assigned classifications of fund balance. At year-end, the School District commitments for encumbrances in the governmental funds were as follows:

Fund	Amount
General	\$ 52,503
Permanent Improvements	25,500
Classroom Facilities	11,659,744
Nonmajor Governmental	3,504,795
	\$ 15,242,542

**Streetsboro City School District**  
**Portage County, Ohio**  
*Notes to the Basic Financial Statements*  
*For the Fiscal Year Ended June 30, 2016*

**Note 18 – Fund Balance**

Fund balance can be classified as nonspendable, restricted, committed, assigned and/or unassigned based primarily on the extent to which the School District is bound to observe constraints imposed upon the use of the resources in governmental funds.

The constraints placed on fund balance for the major governmental funds and all other governmental funds are presented as follows:

	General	Bond Retirement	Permanent Improvement	Classroom Facilities	Other Governmental Funds	Total
Nonspendable for:						
Unclaimed Monies	\$ 1,615	\$ 0	\$ 0	\$ 0	\$ 0	\$ 1,615
Restricted for:						
Debt Service	0	1,859,373	0	0	0	1,859,373
Capital Outlay	0	0	1,238,547	19,564,265	3,828,703	24,631,515
Classroom Facilities Maintenance	0	0	0	0	413,724	413,724
District Managed Student Activities	0	0	0	0	144,636	144,636
Other Purposes	0	0	0	0	16,307	16,307
Total Restricted	<u>0</u>	<u>1,859,373</u>	<u>1,238,547</u>	<u>19,564,265</u>	<u>4,403,370</u>	<u>27,065,555</u>
Committed:						
Underground Storage Tank	11,000	0	0	0	0	11,000
Other Purpose	21,528	0	0	0	5,426	26,954
Total Committed	<u>32,528</u>	<u>0</u>	<u>0</u>	<u>0</u>	<u>5,426</u>	<u>37,954</u>
Assigned for:						
Encumbrances:						
Instructional	25,346	0	0	0	0	25,346
Support Services	14,176	0	0	0	0	14,176
Capital Outlay	9,954	0	0	0	0	9,954
Subsequent Year Appropriations	20,150	0	0	0	0	20,150
Public School Support	61,423	0	0	0	0	61,423
Total Assigned	<u>131,049</u>	<u>0</u>	<u>0</u>	<u>0</u>	<u>0</u>	<u>131,049</u>
Unassigned	<u>6,395,957</u>	<u>0</u>	<u>0</u>	<u>0</u>	<u>(18,886)</u>	<u>6,377,071</u>
Total Fund Balance (Deficit)	<u>\$ 6,561,149</u>	<u>\$ 1,859,373</u>	<u>\$ 1,238,547</u>	<u>\$ 19,564,265</u>	<u>\$ 4,389,910</u>	<u>\$ 33,613,244</u>

**Note 19 – Subsequent Event**

On December 6, 2016 the School District used general obligation school improvement refunding bonds in the amount of \$7,645,000 for the purpose of refunding certain payments of the School District's outstanding School Improvement Refunding Bonds, Series 2007. The bonds were issued with interest rates between 2% and 4% with payments beginning on June 1, 2017.

**Streetsboro City School District**  
**Portage County, Ohio**  
*Required Supplementary Information*  
*Schedule of the School District's Proportionate Share of the Net Pension Liability*  
*Last Three Fiscal Years (1)*

	<u>2015</u>	<u>2014</u>	<u>2013</u>
<b><i>State Teachers Retirement System (STRS)</i></b>			
School District's Proportion of the Net Pension Liability	0.09743627%	0.09764018%	0.09764018%
School District's Proportionate Share of the Net Pension Liability	\$ 26,928,535	\$ 23,749,471	\$ 28,290,214
School District's Covered-Employee Payroll	\$ 10,009,236	\$ 9,636,654	\$ 9,117,908
School District's Proportionate Share of the Net Pension Liability as a Percentage of its Covered-Employee Payroll	269.04%	246.45%	310.27%
Plan Fiduciary Net Position as a Percentage of the Total Pension Liability	72.10%	74.70%	69.30%
<b><i>School Employees Retirement System (SERS)</i></b>			
School District's Proportion of the Net Pension Liability	0.11385690%	0.11620000%	0.11620000%
School District's Proportionate Share of the Net Pension Liability	\$ 6,496,785	\$ 5,880,816	\$ 6,910,041
School District's Covered-Employee Payroll	\$ 3,612,466	\$ 3,593,680	\$ 3,517,341
School District's Proportionate Share of the Net Pension Liability as a Percentage of its Covered-Employee Payroll	179.84%	163.64%	196.46%
Plan Fiduciary Net Position as a Percentage of the Total Pension Liability	69.16%	71.70%	65.52%

(1) Information prior to 2013 is not available.

Note: The amounts presented for each fiscal year were determined as of the measurement date.

**Streetsboro City School District**  
**Portage County, Ohio**  
*Required Supplementary Information*  
*Schedule of School District Contributions*  
*Last Ten Fiscal Years*

	<u>2016</u>	<u>2015</u>	<u>2014</u>	<u>2013</u>
<b><i>State Teachers Retirement System (STRS)</i></b>				
Contractually Required Contribution	\$ 1,479,554	\$ 1,401,293	\$ 1,252,765	\$ 1,185,328
Contributions in Relation to the Contractually Required Contribution	<u>(1,479,554)</u>	<u>(1,401,293)</u>	<u>(1,252,765)</u>	<u>(1,185,328)</u>
Contribution Deficiency (Excess)	<u>\$ 0</u>	<u>\$ 0</u>	<u>\$ 0</u>	<u>\$ 0</u>
School District's Covered-Employee Payroll	\$ 10,568,243	\$ 10,009,236	\$ 9,636,654	\$ 9,117,908
Contributions as a Percentage of Covered-Employee Payroll	14.00%	14.00%	13.00%	13.00%
 <b><i>School Employees Retirement System (SERS)</i></b>				
Contractually Required Contribution	\$ 547,259	\$ 476,123	\$ 498,084	\$ 486,800
Contributions in Relation to the Contractually Required Contribution	<u>(547,259)</u>	<u>(476,123)</u>	<u>(498,084)</u>	<u>(486,800)</u>
Contribution Deficiency (Excess)	<u>\$ 0</u>	<u>\$ 0</u>	<u>\$ 0</u>	<u>\$ 0</u>
School District's Covered-Employee Payroll	\$ 3,908,993	\$ 3,612,466	\$ 3,593,680	\$ 3,517,341
Contributions as a Percentage of Covered-Employee Payroll	14.00%	13.18%	13.86%	13.84%

n/a - Information prior to 2008 is not available.

<u>2012</u>	<u>2011</u>	<u>2010</u>	<u>2009</u>	<u>2008</u>	<u>2007</u>
\$ 1,179,930	\$ 1,344,935	\$ 1,399,449	\$ 1,249,575	\$ 1,203,147	\$ 1,167,117
<u>(1,179,930)</u>	<u>(1,344,935)</u>	<u>(1,399,449)</u>	<u>(1,249,575)</u>	<u>(1,203,147)</u>	<u>(1,167,117)</u>
<u>\$ 0</u>	<u>\$ 0</u>	<u>\$ 0</u>	<u>\$ 0</u>	<u>\$ 0</u>	<u>\$ 0</u>
\$ 9,076,385	\$ 10,345,654	\$ 10,764,992	\$ 9,612,115	\$ 9,254,977	\$ 8,977,823
13.00%	13.00%	13.00%	13.00%	13.00%	13.00%
\$ 457,760	\$ 410,577	\$ 434,906	\$ 349,647	\$ 323,370	n/a
<u>(457,760)</u>	<u>(410,577)</u>	<u>(434,906)</u>	<u>(349,647)</u>	<u>(323,370)</u>	n/a
<u>\$ 0</u>	<u>\$ 0</u>	<u>\$ 0</u>	<u>\$ 0</u>	<u>\$ 0</u>	n/a
\$ 3,403,420	\$ 3,266,325	\$ 3,212,009	\$ 3,553,323	\$ 3,292,974	n/a
13.45%	12.57%	13.54%	9.84%	9.82%	n/a



**Combining Statements and Individual Fund Schedules**



## *Combining Statements - Nonmajor Governmental Funds*

### **Nonmajor Special Revenue Funds**

The Special Revenue funds are used to account for proceeds of specific revenue sources (other than expendable trusts, or for major capital projects) that are legally restricted to expenditure for specified purpose. With the implementation of GASB No. 54, the uniform school supplies, adult education, rotary, public school support and underground storage tank funds have been classified with the general fund for GAAP reporting purposes. However, these funds have their own legally adopted budgets. As a result, an Individual Fund Schedules of Revenue, Expenditures and Changes in Fund Balances – Budget (Non-GAAP Basis) and Actual has been presented in these funds. Following is a description of the School District's nonmajor special revenue funds:

***Food Service Fund*** - This fund accounts for the financial transactions related to the food service operations of the School District.

***Uniform School Supplies Fund*** - This fund accounts for the purchase and sale of school supplies for use in the School District. Profits derived from such sales are used for school purposes or activities connected with the school.

***Adult Education Fund*** - This fund accounts for revenue and expenditures related to the provision of credit and non-credit classes to the general public.

***Rotary Fund*** - This fund accounts for revenue and expenditures for student field trips that are financed by fundraising activities.

***Public School Support Fund*** - This fund accounts for specific local revenue sources (other than taxes) generated by individual school buildings, (i.e. sales of pictures, profits from vending machines, etc.). Expenditures include field trips, materials, equipment and other items to supplement co-curricular and extra-curricular programs.

***Miscellaneous Local Grants Fund*** - This fund accounts for a number of small local grants that are restricted for specific expenditures.

***Surround Care Fund*** - This fund accounts for income and expenditures made in connection with goods and services provided by the School District's before and after school care program.

***Underground Storage Tanks Fund*** - To account for the financial responsibility rules of the State Fire Marshall to cover deductibles.

***Classroom Facilities Maintenance Fund*** – This fund accounts for proceeds for a special levy for the maintenance of facilities.

***District Managed Student Activities Fund*** - To account for those student activity programs which have student participation in the activity, but do not have student management of the programs. This fund includes athletic programs as well as band, cheerleaders, drama clubs, and other similar types of activities.

***Data Communications Fund*** - To account for revenues received from the state to be used to install and provide support costs for data communication links to connect any school to the local data acquisition site.

***Miscellaneous State Grants Fund*** - This fund accounts for monies received from State agencies which are not classified elsewhere.

## *Combining Statements - Nonmajor Governmental Funds*

### **Nonmajor Special Revenue Funds (continued)**

***IDEA Special Education Grant Fund*** - This fund accounts for Federal funds for the provision of full educational opportunities to handicapped children at the preschool, elementary and secondary levels; assist in the training of teachers, supervisors and other specialists in providing educational services to the handicapped.

***Title III Fund***– This fund accounts for developing and carrying out elementary and secondary school programs, including activities at the pre-school level, to meet the educational needs of children of limited English proficiency.

***Title I Fund***- This fund accounts for Federal monies used to assist the School District in meeting the special needs of educationally deprived children.

***IDEA Preschool Grant for Handicapped Fund*** - This fund accounts for the preschool grant program for the expansion of services for handicapped children ages three through five years.

***Improving Teacher Quality Fund*** - This fund accounts for monies to hire additional classroom teachers grades 1 through 3, so that the number of students per teacher will be reduced.

### **Nonmajor Capital Projects Funds**

Capital projects funds account for the acquisition, construction or improvement of capital facilities other than those financed by proprietary funds.

***Building Fund*** – This fund accounts for monies to be used for building improvements.

**Streetsboro City School District**  
**Portage County, Ohio**  
*Combining Balance Sheet*  
*Nonmajor Governmental Funds*  
*June 30, 2016*

	Nonmajor Special Revenue Funds	Building Fund	Total Nonmajor Governmental Funds
<b>Assets</b>			
Equity in Pooled Cash and Investments	\$ 640,460	\$ 4,277,413	\$ 4,917,873
Receivables:			
Intergovernmental	145,768	0	145,768
<i>Total Assets</i>	<u>\$ 786,228</u>	<u>\$ 4,277,413</u>	<u>\$ 5,063,641</u>
<b>Liabilities</b>			
Accounts Payable	\$ 2,235	\$ 0	\$ 2,235
Accrued Wages and Benefits	49,771	0	49,771
Contracts Payable	0	448,710	448,710
Intergovernmental Payable	20,337	0	20,337
Interfund Payable	41,622	0	41,622
<i>Total Liabilities</i>	<u>113,965</u>	<u>448,710</u>	<u>562,675</u>
<b>Deferred Inflows of Resources</b>			
Unavailable Revenue	111,056	0	111,056
<i>Total Deferred Inflows of Resources</i>	<u>111,056</u>	<u>0</u>	<u>111,056</u>
<b>Fund Balances</b>			
Restricted	574,667	3,828,703	4,403,370
Committed	5,426	0	5,426
Unassigned	(18,886)	0	(18,886)
<i>Total Fund Balances</i>	<u>561,207</u>	<u>3,828,703</u>	<u>4,389,910</u>
<i>Total Liabilities, Deferred Inflows of Resources and Fund Balances</i>	<u>\$ 786,228</u>	<u>\$ 4,277,413</u>	<u>\$ 5,063,641</u>

**Streetsboro City School District**  
**Portage County, Ohio**  
*Combining Statement of Revenues, Expenditures and Changes in Fund Balances*  
*Nonmajor Governmental Funds*  
*For Fiscal Year Ended June 30, 2016*

	Nonmajor Special Revenue Funds	Building Fund	Total Nonmajor Governmental Funds
<b>Revenues</b>			
Property and Other Local Taxes	\$ 206,862	\$ 0	\$ 206,862
Intergovernmental	1,215,660	0	1,215,660
Investment Income	7	37,560	37,567
Extracurricular Activities	168,905	0	168,905
Charges for Services	389,187	0	389,187
Contributions and Donations	4,150	0	4,150
Miscellaneous	9,252	0	9,252
<i>Total Revenues</i>	<u>1,994,023</u>	<u>37,560</u>	<u>2,031,583</u>
<b>Expenditures</b>			
Current:			
Instruction:			
Regular	90,675	0	90,675
Special	299,450	0	299,450
Student Intervention Services	52,786	0	52,786
Other	199,582	0	199,582
Support Services:			
Pupils	64,423	0	64,423
Instructional Staff	53,878	0	53,878
Administration	80,672	0	80,672
Pupil Transportation	12,387	0	12,387
Extracurricular Activities	120,172	0	120,172
Operation of Non-Instructional Services:			
Food Service Operations	681,936	0	681,936
Community Services	112,203	0	112,203
Capital Outlay	0	3,006,530	3,006,530
<i>Total Expenditures</i>	<u>1,768,164</u>	<u>3,006,530</u>	<u>4,774,694</u>
<i>Net Change in Fund Balance</i>	225,859	(2,968,970)	(2,743,111)
<i>Fund Balances Beginning of Year</i>	<u>335,348</u>	<u>6,797,673</u>	<u>7,133,021</u>
<i>Fund Balances End of Year</i>	<u>\$ 561,207</u>	<u>\$ 3,828,703</u>	<u>\$ 4,389,910</u>

**Streetsboro City School District**  
**Portage County, Ohio**  
*Combining Balance Sheet*  
*Nonmajor Special Revenue Funds*  
*June 30, 2016*

	Food Service	Miscellaneous Local Grants	Surround Care	Classroom Facilities Maintenance	District Managed Student Activities
<b>Assets</b>					
Equity in Pooled Cash and Investments	\$ 33,434	\$ 11,683	\$ 16,525	\$ 413,724	\$ 145,904
Receivables:					
Intergovernmental	0	0	0	0	0
<i>Total Assets</i>	<u>\$ 33,434</u>	<u>\$ 11,683</u>	<u>\$ 16,525</u>	<u>\$ 413,724</u>	<u>\$ 145,904</u>
<b>Liabilities</b>					
Accounts Payable	\$ 636	\$ 180	\$ 0	\$ 0	\$ 1,268
Accrued Wages and Benefits	41,031	0	8,740	0	0
Intergovernmental Payable	9,912	448	2,359	0	0
Interfund Payable	0	6,660	0	0	0
<i>Total Liabilities</i>	<u>51,579</u>	<u>7,288</u>	<u>11,099</u>	<u>0</u>	<u>1,268</u>
<b>Deferred Inflows of Resources</b>					
Unavailable Revenue	0	0	0	0	0
<i>Total Deferred Inflows of Resources</i>	<u>0</u>	<u>0</u>	<u>0</u>	<u>0</u>	<u>0</u>
<b>Fund Balances</b>					
Restricted	0	4,395	0	413,724	144,636
Committed	0	0	5,426	0	0
Unassigned	(18,145)	0	0	0	0
<i>Total Fund Balances</i>	<u>(18,145)</u>	<u>4,395</u>	<u>5,426</u>	<u>413,724</u>	<u>144,636</u>
<i>Total Liabilities, Deferred Inflows of Resources and Fund Balances</i>	<u>\$ 33,434</u>	<u>\$ 11,683</u>	<u>\$ 16,525</u>	<u>\$ 413,724</u>	<u>\$ 145,904</u>

Data Communications	Miscellaneous State Grants	IDEA Special Education Grant	Title III	Title I	IDEA Preschool Grant for Handicapped	Improving Teacher Quality	Total Nonmajor Special Revenue Funds
\$ 3	\$ 1,875	\$ 12,979	\$ 91	\$ 3,447	\$ 99	\$ 696	\$ 640,460
0	0	72,482	6,297	64,379	99	2,511	145,768
<u>\$ 3</u>	<u>\$ 1,875</u>	<u>\$ 85,461</u>	<u>\$ 6,388</u>	<u>\$ 67,826</u>	<u>\$ 198</u>	<u>\$ 3,207</u>	<u>\$ 786,228</u>
\$ 0	\$ 0	\$ 0	\$ 0	\$ 0	\$ 0	\$ 151	\$ 2,235
0	0	0	0	0	0	0	49,771
0	0	3,496	0	3,535	0	587	20,337
0	0	17,897	6,388	9,879	99	699	41,622
<u>0</u>	<u>0</u>	<u>21,393</u>	<u>6,388</u>	<u>13,414</u>	<u>99</u>	<u>1,437</u>	<u>113,965</u>
0	0	56,731	0	51,715	99	2,511	111,056
<u>0</u>	<u>0</u>	<u>56,731</u>	<u>0</u>	<u>51,715</u>	<u>99</u>	<u>2,511</u>	<u>111,056</u>
3	1,875	7,337	0	2,697	0	0	574,667
0	0	0	0	0	0	0	5,426
0	0	0	0	0	0	(741)	(18,886)
<u>3</u>	<u>1,875</u>	<u>7,337</u>	<u>0</u>	<u>2,697</u>	<u>0</u>	<u>(741)</u>	<u>561,207</u>
<u>\$ 3</u>	<u>\$ 1,875</u>	<u>\$ 85,461</u>	<u>\$ 6,388</u>	<u>\$ 67,826</u>	<u>\$ 198</u>	<u>\$ 3,207</u>	<u>\$ 786,228</u>

**Streetsboro City School District**  
**Portage County, Ohio**  
*Combining Statement of Revenues, Expenditures and Changes in Fund Balances*  
*Nonmajor Special Revenue Funds*  
*For Fiscal Year Ended June 30, 2016*

	Food Service	Miscellaneous Local Grants	Surround Care	Classroom Facilities Maintenance	District Managed Student Activities
<b>Revenues</b>					
Property and Other Local Taxes	\$ 0	\$ 0	\$ 0	\$ 206,862	\$ 0
Intergovernmental	422,855	3,876	0	0	0
Investment Income	7	0	0	0	0
Extracurricular Activities	0	0	0	0	168,905
Charges for Services	281,388	0	107,799	0	0
Contributions and Donations	0	2,800	0	0	1,350
Miscellaneous	27	0	11	0	2,917
<i>Total Revenues</i>	<u>704,277</u>	<u>6,676</u>	<u>107,810</u>	<u>206,862</u>	<u>173,172</u>
<b>Expenditures</b>					
Current:					
Instruction:					
Regular	0	3,901	0	0	879
Special	0	0	0	0	0
Student Intervention Services	0	0	0	0	0
Other	0	0	0	0	0
Support Services:					
Pupils	0	0	0	0	41,649
Instructional Staff	0	7,868	0	0	0
Administration	0	1,794	0	0	0
Pupil Transportation	0	0	0	0	0
Extracurricular Activities	0	0	0	0	120,172
Operation of Non-Instructional Services:					
Food Service Operations	681,936	0	0	0	0
Community Services	0	0	112,203	0	0
<i>Total Expenditures</i>	<u>681,936</u>	<u>13,563</u>	<u>112,203</u>	<u>0</u>	<u>162,700</u>
<i>Net Change in Fund Balance</i>	22,341	(6,887)	(4,393)	206,862	10,472
<i>Fund Balances Beginning of Year</i>	<u>(40,486)</u>	<u>11,282</u>	<u>9,819</u>	<u>206,862</u>	<u>134,164</u>
<i>Fund Balances End of Year</i>	<u>\$ (18,145)</u>	<u>\$ 4,395</u>	<u>\$ 5,426</u>	<u>\$ 413,724</u>	<u>\$ 144,636</u>

Data Communications	Miscellaneous State Grants	IDEA Special Education Grant	Title III	Title I	IDEA Preschool Grant for Handicapped	Improving Teacher Quality	Total Nonmajor Special Revenue Funds
\$ 0	\$ 0	\$ 0	\$ 0	\$ 0	\$ 0	\$ 0	\$ 206,862
9,000	11,108	444,244	1,273	277,813	4,725	40,766	1,215,660
0	0	0	0	0	0	0	7
0	0	0	0	0	0	0	168,905
0	0	0	0	0	0	0	389,187
0	0	0	0	0	0	0	4,150
0	0	0	6,297	0	0	0	9,252
<u>9,000</u>	<u>11,108</u>	<u>444,244</u>	<u>7,570</u>	<u>277,813</u>	<u>4,725</u>	<u>40,766</u>	<u>1,994,023</u>
0	0	0	0	47,478	0	38,417	90,675
0	0	286,039	7,570	0	5,841	0	299,450
0	0	52,786	0	0	0	0	52,786
0	0	0	0	199,582	0	0	199,582
0	0	0	0	0	0	0	0
0	0	22,774	0	0	0	0	64,423
9,181	0	7,328	0	23,743	120	5,638	53,878
0	0	78,878	0	0	0	0	80,672
0	11,011	0	0	1,376	0	0	12,387
0	0	0	0	0	0	0	120,172
0	0	0	0	0	0	0	681,936
0	0	0	0	0	0	0	112,203
<u>9,181</u>	<u>11,011</u>	<u>447,805</u>	<u>7,570</u>	<u>272,179</u>	<u>5,961</u>	<u>44,055</u>	<u>1,768,164</u>
(181)	97	(3,561)	0	5,634	(1,236)	(3,289)	225,859
184	1,778	10,898	0	(2,937)	1,236	2,548	335,348
<u>\$ 3</u>	<u>\$ 1,875</u>	<u>\$ 7,337</u>	<u>\$ 0</u>	<u>\$ 2,697</u>	<u>\$ 0</u>	<u>\$ (741)</u>	<u>\$ 561,207</u>



**Individual Fund Schedules of Revenues, Expenditures and Changes  
in Fund Balance – Budget (Non-GAAP Basis) and Actual  
Governmental Funds – Major and Nonmajor**

**Streetsboro City School District**  
**Portage County, Ohio**  
*Schedule of Revenues, Expenditures, and Changes in Fund Balance -*  
*Budget (Non-GAAP Basis) and Actual*  
*Food Service Fund*  
*For the Fiscal Year Ended June 30, 2016*

	Final Budget	Actual	Variance with Final Budget Over (Under)
<b>Revenues</b>			
Intergovernmental	\$ 380,054	\$ 380,054	\$ 0
Investment Income	4	7	3
Charges for Services	281,338	281,388	50
<i>Total Revenues</i>	<u>661,396</u>	<u>661,449</u>	<u>53</u>
<b>Expenditures</b>			
Current:			
Operation of Non-Instructional Services:			
Food Service Operations	654,479	653,717	762
<i>Excess of Revenues Over (Under) Expenditures</i>	<u>6,917</u>	<u>7,732</u>	<u>815</u>
<b>Other Financing Sources (Uses)</b>			
Refund of Prior Year Expenditures	27	27	0
<i>Net Change in Fund Balance</i>	6,944	7,759	815
<i>Fund Balance Beginning of Year</i>	8,218	8,218	0
Prior Year Encumbrances Appropriated	2,481	2,481	0
<i>Fund Balance End of Year</i>	<u>\$ 17,643</u>	<u>\$ 18,458</u>	<u>\$ 815</u>

**Streetsboro City School District**  
**Portage County, Ohio**  
*Schedule of Revenues, Expenditures, and Changes in Fund Balance -*  
*Budget (Non-GAAP Basis) and Actual*  
*Uniform School Supplies Fund*  
*For the Fiscal Year Ended June 30, 2016*

	Final Budget	Actual	Variance with Final Budget Over (Under)
<b>Revenues</b>			
Tuition and Fees	\$ 32,262	\$ 32,293	\$ 31
<b>Expenditures</b>			
Current:			
Instruction:			
Regular	41,650	40,930	720
Vocational	1,885	1,557	328
<i>Total Expenditures</i>	<u>43,535</u>	<u>42,487</u>	<u>1,048</u>
<i>Net Change in Fund Balance</i>	(11,273)	(10,194)	1,079
<i>Fund Balance Beginning of Year</i>	32,736	32,736	0
Prior Year Encumbrances Appropriated	<u>7,039</u>	<u>7,039</u>	<u>0</u>
<i>Fund Balance End of Year</i>	<u>\$ 28,502</u>	<u>\$ 29,581</u>	<u>\$ 1,079</u>

**Streetsboro City School District**  
**Portage County, Ohio**  
*Schedule of Revenues, Expenditures, and Changes in Fund Balance -*  
*Budget (Non-GAAP Basis) and Actual*  
*Adult Education Fund*  
*For the Fiscal Year Ended June 30, 2016*

	Final Budget	Actual	Variance with Final Budget Over (Under)
<i>Net Change in Fund Balance</i>	\$ 0	\$ 0	\$ 0
<i>Fund Balance Beginning of Year</i>	<u>82</u>	<u>82</u>	<u>0</u>
<i>Fund Balance End of Year</i>	<u><u>\$ 82</u></u>	<u><u>\$ 82</u></u>	<u><u>\$ 0</u></u>

**Streetsboro City School District**  
**Portage County, Ohio**  
*Schedule of Revenues, Expenditures, and Changes in Fund Balance -*  
*Budget (Non-GAAP Basis) and Actual*  
*Rotary Fund*  
*For the Fiscal Year Ended June 30, 2016*

	Final Budget	Actual	Variance with Final Budget Over (Under)
<b>Revenues</b>			
Extracurricular Activities	\$ 107,181	\$ 107,188	\$ 7
Contributions and Donations	5,797	5,797	0
<i>Total Revenues</i>	<u>112,978</u>	<u>112,985</u>	<u>7</u>
<b>Expenditures</b>			
Current:			
Instruction:			
Regular	109,478	109,478	0
Extracurricular Activities	194	194	0
<i>Total Expenditures</i>	<u>109,672</u>	<u>109,672</u>	<u>0</u>
<i>Net Change in Fund Balance</i>	3,306	3,313	7
<i>Fund Balance Beginning of Year</i>	17,632	17,632	0
Prior Year Encumbrances Appropriated	<u>65</u>	<u>65</u>	<u>0</u>
<i>Fund Balance End of Year</i>	<u>\$ 21,003</u>	<u>\$ 21,010</u>	<u>\$ 7</u>

**Streetsboro City School District**  
**Portage County, Ohio**  
*Schedule of Revenues, Expenditures, and Changes in Fund Balance -*  
*Budget (Non-GAAP Basis) and Actual*  
*Public School Support Fund*  
*For the Fiscal Year Ended June 30, 2016*

	Final Budget	Actual	Variance with Final Budget Over (Under)
<b>Revenues</b>			
Extracurricular Activities	\$ 50,794	\$ 50,794	\$ 0
Contributions and Donations	1,914	1,914	0
Miscellaneous	16,491	16,491	0
<i>Total Revenues</i>	<u>69,199</u>	<u>69,199</u>	<u>0</u>
<b>Expenditures</b>			
Current:			
Instruction:			
Regular	4,256	4,256	0
Support Services:			
Pupils	50,318	48,198	2,120
Administration	1,726	1,726	0
Pupil Transportation	116	116	0
Central	2,793	2,793	0
<i>Total Expenditures</i>	<u>59,209</u>	<u>57,089</u>	<u>2,120</u>
<i>Excess of Revenues Over (Under) Expenditures</i>	<u>9,990</u>	<u>12,110</u>	<u>2,120</u>
<b>Other Financing Sources (Uses)</b>			
Refund of Prior Year Expenditures	132	132	0
<i>Net Change in Fund Balance</i>	10,122	12,242	2,120
<i>Fund Balance Beginning of Year</i>	37,822	37,822	0
Prior Year Encumbrances Appropriated	8,765	8,765	0
<i>Fund Balance End of Year</i>	<u>\$ 56,709</u>	<u>\$ 58,829</u>	<u>\$ 2,120</u>

**Streetsboro City School District**  
**Portage County, Ohio**  
*Schedule of Revenues, Expenditures, and Changes in Fund Balance -*  
*Budget (Non-GAAP Basis) and Actual*  
*Miscellaneous Local Grants Fund*  
*For the Fiscal Year Ended June 30, 2016*

	Final Budget	Actual	Variance with Final Budget Over (Under)
<b>Revenues</b>			
Intergovernmental	\$ 3,875	\$ 3,875	\$ 0
Contributions and Donations	2,800	2,800	0
<i>Total Revenues</i>	<u>6,675</u>	<u>6,675</u>	<u>0</u>
<b>Expenditures</b>			
Current:			
Instruction:			
Regular	4,102	4,102	0
Support Services:			
Instructional Staff	7,932	7,932	0
Administration	1,794	1,794	0
<i>Total Expenditures</i>	<u>13,828</u>	<u>13,828</u>	<u>0</u>
<i>Excess of Revenues Over (Under) Expenditures</i>	<u>(7,153)</u>	<u>(7,153)</u>	<u>0</u>
<b>Other Financing Sources (Uses)</b>			
Advances In	<u>6,660</u>	<u>6,660</u>	<u>0</u>
<i>Net Change in Fund Balance</i>	(493)	(493)	0
<i>Fund Balance Beginning of Year</i>	11,120	11,120	0
Prior Year Encumbrances Appropriated	<u>517</u>	<u>517</u>	<u>0</u>
<i>Fund Balance End of Year</i>	<u>\$ 11,144</u>	<u>\$ 11,144</u>	<u>\$ 0</u>

**Streetsboro City School District**  
**Portage County, Ohio**  
*Schedule of Revenues, Expenditures, and Changes in Fund Balance -*  
*Budget (Non-GAAP Basis) and Actual*  
*Surround Care Fund*  
*For the Fiscal Year Ended June 30, 2016*

	Final Budget	Actual	Variance with Final Budget Over (Under)
<b>Revenues</b>			
Charges for Services	\$ 107,658	\$ 107,801	\$ 143
<b>Expenditures</b>			
Current:			
Operation of Non-Instructional Services:			
Community Services	112,554	112,513	41
<i>Excess of Revenues Over (Under) Expenditures</i>	(4,896)	(4,712)	184
<b>Other Financing Sources (Uses)</b>			
Refund of Prior Year Expenditures	11	11	0
<i>Net Change in Fund Balance</i>	(4,885)	(4,701)	184
<i>Fund Balance Beginning of Year</i>	20,958	20,958	0
Prior Year Encumbrances Appropriated	206	206	0
<i>Fund Balance End of Year</i>	\$ 16,279	\$ 16,463	\$ 184



**Streetsboro City School District**  
**Portage County, Ohio**  
*Schedule of Revenues, Expenditures, and Changes in Fund Balance -*  
*Budget (Non-GAAP Basis) and Actual*  
*Underground Storage Tanks Fund*  
*For the Fiscal Year Ended June 30, 2016*

	Final Budget	Actual	Variance with Final Budget Over (Under)
<i>Net Change in Fund Balance</i>	\$ 0	\$ 0	\$ 0
<i>Fund Balance Beginning of Year</i>	<u>11,000</u>	<u>11,000</u>	<u>0</u>
<i>Fund Balance End of Year</i>	<u><u>\$ 11,000</u></u>	<u><u>\$ 11,000</u></u>	<u><u>\$ 0</u></u>

**Streetsboro City School District**  
**Portage County, Ohio**

*Schedule of Revenues, Expenditures, and Changes in Fund Balance -  
 Budget (Non-GAAP Basis) and Actual  
 Classroom Facilities Maintenance Fund  
 For the Fiscal Year Ended June 30, 2016*

	Final Budget	Actual	Variance with Final Budget Over (Under)
<b>Revenues</b>			
Property and Other Local Taxes	\$ 206,862	\$ 206,862	\$ 0
<i>Net Change in Fund Balance</i>	206,862	206,862	0
<i>Fund Balance Beginning of Year</i>	206,862	206,862	0
<i>Fund Balance End of Year</i>	\$ 413,724	\$ 413,724	\$ 0

**Streetsboro City School District**  
**Portage County, Ohio**  
*Schedule of Revenues, Expenditures, and Changes in Fund Balance -*  
*Budget (Non-GAAP Basis) and Actual*  
*District Managed Student Activities Fund*  
*For the Fiscal Year Ended June 30, 2016*

	Final Budget	Actual	Variance with Final Budget Over (Under)
<b>Revenues</b>			
Extracurricular Activities	\$ 167,255	\$ 168,905	\$ 1,650
Contributions and Donations	1,350	1,350	0
Miscellaneous	2,917	2,917	0
<i>Total Revenues</i>	<u>171,522</u>	<u>173,172</u>	<u>1,650</u>
<b>Expenditures</b>			
Current:			
Instruction:			
Regular	1,234	1,234	0
Support Services:			
Pupils	42,027	41,796	231
Extracurricular Activities	131,352	131,041	311
<i>Total Expenditures</i>	<u>174,613</u>	<u>174,071</u>	<u>542</u>
<i>Net Change in Fund Balance</i>	(3,091)	(899)	2,192
<i>Fund Balance Beginning of Year</i>	132,284	132,284	0
Prior Year Encumbrances Appropriated	7,095	7,095	0
<i>Fund Balance End of Year</i>	<u>\$ 136,288</u>	<u>\$ 138,480</u>	<u>\$ 2,192</u>

**Streetsboro City School District**  
**Portage County, Ohio**  
*Schedule of Revenues, Expenditures, and Changes in Fund Balance -*  
*Budget (Non-GAAP Basis) and Actual*  
*Data Communications Fund*  
*For the Fiscal Year Ended June 30, 2016*

	Final Budget	Actual	Variance with Final Budget Over (Under)
<b>Revenues</b>			
Intergovernmental	\$ 9,000	\$ 9,000	\$ 0
<b>Expenditures</b>			
Current:			
Support Services:			
Instructional Staff	9,181	9,181	0
<i>Net Change in Fund Balance</i>	(181)	(181)	0
<i>Fund Balance Beginning of Year</i>	0	0	0
Prior Year Encumbrances Appropriated	183	183	0
<i>Fund Balance End of Year</i>	<u>\$ 2</u>	<u>\$ 2</u>	<u>\$ 0</u>

**Streetsboro City School District**  
**Portage County, Ohio**  
*Schedule of Revenues, Expenditures, and Changes in Fund Balance -*  
*Budget (Non-GAAP Basis) and Actual*  
*Miscellaneous State Grants Fund*  
*For the Fiscal Year Ended June 30, 2016*

	Final Budget	Actual	Variance with Final Budget Over (Under)
<b>Revenues</b>			
Intergovernmental	\$ 11,108	\$ 11,108	\$ 0
<b>Expenditures</b>			
Current:			
Support Services:			
Pupil Transportation	11,108	11,108	0
<i>Net Change in Fund Balance</i>	0	0	0
<i>Fund Balance Beginning of Year</i>	1,876	1,876	0
<i>Fund Balance End of Year</i>	\$ 1,876	\$ 1,876	\$ 0

**Streetsboro City School District**  
**Portage County, Ohio**  
*Schedule of Revenues, Expenditures, and Changes in Fund Balance -*  
*Budget (Non-GAAP Basis) and Actual*  
*IDEA Special Education Grant Fund*  
*For the Fiscal Year Ended June 30, 2016*

	Final Budget	Actual	Variance with Final Budget Over (Under)
<b>Revenues</b>			
Intergovernmental	\$ 443,086	\$ 443,086	\$ 0
<b>Expenditures</b>			
Current:			
Instruction:			
Special	289,977	289,977	0
Student Intervention Services	52,807	52,786	21
Support Services:			
Pupils	23,899	23,899	0
Instructional Staff	8,610	7,626	984
Administration	77,702	77,702	0
<i>Total Expenditures</i>	<u>452,995</u>	<u>451,990</u>	<u>1,005</u>
<i>Excess of Revenues Over (Under) Expenditures</i>	<u>(9,909)</u>	<u>(8,904)</u>	<u>1,005</u>
<b>Other Financing Sources (Uses)</b>			
Advances In	17,897	17,897	0
Advances Out	(8,516)	(8,516)	0
<i>Total Other Financing Sources (Uses)</i>	<u>9,381</u>	<u>9,381</u>	<u>0</u>
<i>Net Change in Fund Balance</i>	(528)	477	1,005
<i>Fund Balance Beginning of Year</i>	1,864	1,864	0
Prior Year Encumbrances Appropriated	<u>4,721</u>	<u>4,721</u>	<u>0</u>
<i>Fund Balance End of Year</i>	<u>\$ 6,057</u>	<u>\$ 7,062</u>	<u>\$ 1,005</u>

**Streetsboro City School District**  
**Portage County, Ohio**  
*Schedule of Revenues, Expenditures, and Changes in Fund Balance -*  
*Budget (Non-GAAP Basis) and Actual*  
*Title III Fund*  
*For the Fiscal Year Ended June 30, 2016*

	Final Budget	Actual	Variance with Final Budget Over (Under)
<b>Revenues</b>			
Intergovernmental	\$ 1,273	\$ 1,273	\$ 0
<b>Expenditures</b>			
Current:			
Instruction:			
Special	7,661	7,661	0
<b>Other Financing Sources (Uses)</b>			
Advances In	6,388	6,388	0
Advances Out	(2,284)	(2,284)	0
<i>Total Other Financing Sources (Uses)</i>	4,104	4,104	0
<i>Net Change in Fund Balance</i>	(2,284)	(2,284)	0
<i>Fund Balance Beginning of Year</i>	2,284	2,284	0
<i>Fund Balance End of Year</i>	\$ 0	\$ 0	\$ 0

**Streetsboro City School District**  
**Portage County, Ohio**  
*Schedule of Revenues, Expenditures, and Changes in Fund Balance -*  
*Budget (Non-GAAP Basis) and Actual*  
*Title I Fund*  
*For the Fiscal Year Ended June 30, 2016*

	Final Budget	Actual	Variance with Final Budget Over (Under)
<b>Revenues</b>			
Intergovernmental	\$ 277,024	\$ 277,024	\$ 0
<b>Expenditures</b>			
Current:			
Instruction:			
Regular	51,908	51,886	22
Other	202,252	202,252	0
Support Services:			
Instructional Staff	31,983	31,943	40
Pupil Transportation	1,376	1,376	0
<i>Total Expenditures</i>	<u>287,519</u>	<u>287,457</u>	<u>62</u>
<i>Excess of Revenues Over (Under) Expenditures</i>	<u>(10,495)</u>	<u>(10,433)</u>	<u>62</u>
<b>Other Financing Sources (Uses)</b>			
Advances In	9,879	9,879	0
Advances Out	(12,982)	(12,982)	0
<i>Total Other Financing Sources (Uses)</i>	<u>(3,103)</u>	<u>(3,103)</u>	<u>0</u>
<i>Net Change in Fund Balance</i>	(13,598)	(13,536)	62
<i>Fund Balance Beginning of Year</i>	2	2	0
Prior Year Encumbrances Appropriated	<u>13,596</u>	<u>13,596</u>	<u>0</u>
<i>Fund Balance End of Year</i>	<u>\$ 0</u>	<u>\$ 62</u>	<u>\$ 62</u>



**Streetsboro City School District**  
**Portage County, Ohio**  
*Schedule of Revenues, Expenditures, and Changes in Fund Balance -*  
*Budget (Non-GAAP Basis) and Actual*  
*IDEA Preschool Grant for Handicapped Fund*  
*For the Fiscal Year Ended June 30, 2016*

	Final Budget	Actual	Variance with Final Budget Over (Under)
<b>Revenues</b>			
Intergovernmental	\$ 4,950	\$ 4,950	\$ 0
<b>Expenditures</b>			
Current:			
Instruction:			
Special	5,988	5,988	0
Support Services:			
Instructional Staff	120	120	0
<i>Total Expenditures</i>	<u>6,108</u>	<u>6,108</u>	<u>0</u>
<i>Excess of Revenues Over (Under) Expenditures</i>	<u>(1,158)</u>	<u>(1,158)</u>	<u>0</u>
<b>Other Financing Sources (Uses)</b>			
Advances In	99	99	0
Advances Out	(404)	(404)	0
<i>Total Other Financing Sources (Uses)</i>	<u>(305)</u>	<u>(305)</u>	<u>0</u>
<i>Net Change in Fund Balance</i>	(1,463)	(1,463)	0
<i>Fund Balance Beginning of Year</i>	0	0	0
Prior Year Encumbrances Appropriated	1,464	1,464	0
<i>Fund Balance End of Year</i>	<u>\$ 1</u>	<u>\$ 1</u>	<u>\$ 0</u>

**Streetsboro City School District**  
**Portage County, Ohio**

*Schedule of Revenues, Expenditures, and Changes in Fund Balance -  
Budget (Non-GAAP Basis) and Actual  
Improving Teacher Quality Fund  
For the Fiscal Year Ended June 30, 2016*

	Final Budget	Actual	Variance with Final Budget Over (Under)
<b>Revenues</b>			
Intergovernmental	\$ 44,336	\$ 44,336	\$ 0
<b>Expenditures</b>			
Current:			
Instruction:			
Regular	39,128	39,128	0
Support Services:			
Instructional Staff	5,931	5,931	0
<i>Total Expenditures</i>	<u>45,059</u>	<u>45,059</u>	<u>0</u>
<i>Excess of Revenues Over (Under) Expenditures</i>	<u>(723)</u>	<u>(723)</u>	<u>0</u>
<b>Other Financing Sources (Uses)</b>			
Advances In	699	699	0
<i>Net Change in Fund Balance</i>	(24)	(24)	0
<i>Fund Balance Beginning of Year</i>	24	24	0
<i>Fund Balance End of Year</i>	<u>\$ 0</u>	<u>\$ 0</u>	<u>\$ 0</u>

**Streetsboro City School District**  
**Portage County, Ohio**  
*Schedule of Revenues, Expenditures, and Changes in Fund Balance -*  
*Budget (Non-GAAP Basis) and Actual*  
*Bond Retirement Fund*  
*For the Fiscal Year Ended June 30, 2016*

	Final Budget	Actual	Variance with Final Budget Over (Under)
<b>Revenues</b>			
Property and Other Local Taxes	\$ 2,945,953	\$ 2,945,953	\$ 0
Intergovernmental	290,435	290,435	0
<i>Total Revenues</i>	<u>3,236,388</u>	<u>3,236,388</u>	<u>0</u>
<b>Expenditures</b>			
Current:			
Support Services:			
Fiscal	53,437	53,437	0
Debt Service:			
Principal Retirement	640,285	640,285	0
Interest and Fiscal Charges	2,331,195	2,331,195	0
<i>Total Expenditures</i>	<u>3,024,917</u>	<u>3,024,917</u>	<u>0</u>
<i>Net Change in Fund Balance</i>	211,471	211,471	0
<i>Fund Balance Beginning of Year</i>	<u>900,259</u>	<u>900,259</u>	<u>0</u>
<i>Fund Balance End of Year</i>	<u>\$ 1,111,730</u>	<u>\$ 1,111,730</u>	<u>\$ 0</u>

**Streetsboro City School District**  
**Portage County, Ohio**  
*Schedule of Revenues, Expenditures, and Changes in Fund Balance -*  
*Budget (Non-GAAP Basis) and Actual*  
*Permanent Improvement Fund*  
*For the Fiscal Year Ended June 30, 2016*

	Final Budget	Actual	Variance with Final Budget Over (Under)
<b>Revenues</b>			
Property and Other Local Taxes	\$ 607,832	\$ 607,832	\$ 0
Intergovernmental	63,058	63,058	0
<i>Total Revenues</i>	<u>670,890</u>	<u>670,890</u>	<u>0</u>
<b>Expenditures</b>			
Current:			
Instruction:			
Regular	25,140	25,140	0
Special	6,179	6,179	0
Support Services:			
Instructional Staff	14,886	14,886	0
Fiscal	15,394	15,394	0
Operation and Maintenance of Plant	22,287	22,287	0
Pupil Transportation	432,306	432,306	0
Capital Outlay	25,500	25,500	0
Debt Service:			
Interest and Fiscal Charges	4	4	0
<i>Total Expenditures</i>	<u>541,696</u>	<u>541,696</u>	<u>0</u>
<i>Excess of Revenues Over (Under) Expenditures</i>	<u>129,194</u>	<u>129,194</u>	<u>0</u>
<b>Other Financing Sources (Uses)</b>			
Refund of Prior Year Receipts	(186,869)	(186,869)	0
Insurance Recoveries	83,450	83,450	0
<i>Total Other Financing Sources (Uses)</i>	<u>(103,419)</u>	<u>(103,419)</u>	<u>0</u>
<i>Net Change in Fund Balance</i>	25,775	25,775	0
<i>Fund Balance Beginning of Year</i>	<u>985,023</u>	<u>985,023</u>	<u>0</u>
<i>Fund Balance End of Year</i>	<u>\$ 1,010,798</u>	<u>\$ 1,010,798</u>	<u>\$ 0</u>

**Streetsboro City School District**  
**Portage County, Ohio**  
*Schedule of Revenues, Expenditures, and Changes in Fund Balance -*  
*Budget (Non-GAAP Basis) and Actual*  
*Building Fund*  
*For the Fiscal Year Ended June 30, 2016*

	Final Budget	Actual	Variance with Final Budget Over (Under)
<b>Revenues</b>			
Investment Income	\$ 32,827	\$ 37,560	\$ 4,733
<b>Expenditures</b>			
Capital Outlay	6,569,345	6,569,345	0
<i>Net Change in Fund Balance</i>	(6,536,518)	(6,531,785)	4,733
<i>Fund Balance Beginning of Year</i>	6,560,784	6,560,784	0
Prior Year Encumbrances Appropriated	331,915	331,915	0
<i>Fund Balance End of Year</i>	\$ 356,181	\$ 360,914	\$ 4,733

**Streetsboro City School District**  
**Portage County, Ohio**  
*Schedule of Revenues, Expenditures, and Changes in Fund Balance -*  
*Budget (Non-GAAP Basis) and Actual*  
*Classroom Facilities Fund*  
*For the Fiscal Year Ended June 30, 2016*

	Final Budget	Actual	Variance with Final Budget Over (Under)
<b>Revenues</b>			
Intergovernmental	\$ 10,521,240	\$ 10,523,240	\$ 2,000
Investment Income	144,667	158,019	13,352
<i>Total Revenues</i>	<u>10,665,907</u>	<u>10,681,259</u>	<u>15,352</u>
<b>Expenditures</b>			
Capital Outlay	44,123,274	38,170,420	5,952,854
<i>Net Change in Fund Balance</i>	(33,457,367)	(27,489,161)	5,968,206
<i>Fund Balance Beginning of Year</i>	33,874,099	33,874,099	0
Prior Year Encumbrances Appropriated	<u>2,175,759</u>	<u>2,175,759</u>	<u>0</u>
<i>Fund Balance End of Year</i>	<u>\$ 2,592,491</u>	<u>\$ 8,560,697</u>	<u>\$ 5,968,206</u>

**Combining Statements for  
Fiduciary Funds  
And  
Individual Fund Schedule for  
Fiduciary Funds**

## *Combining Statements - Nonmajor Fiduciary Funds*

Fiduciary funds account for assets held by the School District in a trustee capacity or as an agent for individuals, private organizations, or other governmental units. The fiduciary fund category is split into four classifications: pension trust funds, investment trust funds, private-purpose trust funds and agency funds.

### **Private-Purpose Trust Funds**

To report all other trust agreements under which the principal and income benefit individuals, private organizations, or other governments. These trust funds do not support the School District's own programs.

***Special Trust*** – The special trust fund may be classified as a special revenue, permanent, or a private-purpose trust fund. A special revenue fund should be used if the original contributions can be expended for School District Programs. A permanent fund should be used if the only earnings on the original proceeds can be expended and not the principal. If the original contribution, whether required to be kept intact or not, and the earnings do not support the School District's programs, then the fund will be classified as a private-purpose trust fund.

***Education Foundation Fund*** - To account for the proceeds of any bequest, gift, or endowment given to the School District for the Education Foundation Fund or given without conditions or limitations; or, for the proceeds of a transfer from the general fund of up to one-half of one percent of the total estimated appropriations included in the School District's tax budget. All boards of education must receipt any interest earnings on the principal of the education foundation fund into the fund. Monies in the fund shall be expended only by resolution adopted by a majority of the members of the board for operating or capital costs of any existing or new and innovative program designed to enhance or promote education within the School District, such as scholarships for students or teachers.

### **Agency Funds**

Agency funds are used to report resources held by the reporting government in a purely custodial capacity (assets equal liabilities).

***Employee Flexible Spending Fund*** – A fund provided to account for monies received from Employee Benefits Self-Insurance Funds of School District's forming an insurance "pool" for employee benefits.

***Student Managed Activities Fund*** – A fund provided to account for those student activity programs which have student participation in the activity and have students involved in the management of the program. This fund typically includes student activities which consist of a student body, student president, student treasurer, and faculty advisor.



**Streetsboro City School District**  
**Portage County, Ohio**  
*Combining Statement of Fiduciary Net Position*  
*Private Purpose Trust Funds*  
*June 30, 2016*

	Special Trust	Education Foundation	Totals
<b>Assets</b>			
Equity in Pooled Cash and Investments	\$ 3,997	\$ 121,104	\$ 125,101
<b>Liabilities</b>			
Accounts Payable	0	500	500
<b>Net Position</b>			
Held in Trust for Scholarships	\$ 3,997	\$ 120,604	\$ 124,601

**Streetsboro City School District**  
**Portage County, Ohio**  
*Combining Statement of Changes in Fiduciary Net Position*  
*Private Purpose Trust Funds*  
*For the Fiscal Year Ended June 30, 2016*

	Special Trust	Education Foundation	Totals
<b>Additions</b>			
Gifts and Contributions	\$ 1,242	\$ 5,735	\$ 6,977
Investment Earnings	0	87	87
Miscellaneous	1,815	25,164	26,979
<i>Total Additions</i>	<u>3,057</u>	<u>30,986</u>	<u>34,043</u>
<b>Deductions</b>			
Payments in Accordance with Trust Agreements	<u>5,625</u>	<u>22,093</u>	<u>27,718</u>
<i>Change in Net Position</i>	(2,568)	8,893	6,325
<i>Net Position Beginning of Year</i>	6,565	111,711	118,276
<i>Net Position End of Year</i>	<u>\$ 3,997</u>	<u>\$ 120,604</u>	<u>\$ 124,601</u>

**Streetsboro City School District**  
**Portage County, Ohio**  
*Combining Statement of Assets and Liabilities*  
*Agency Funds*  
*June 30, 2016*

	<u>Employee Flexible Spending</u>	<u>Student Managed Activities</u>	<u>Totals</u>
<b>Assets</b>			
Equity in Pooled Cash and Investments	\$ 10,892	\$ 70,387	\$ 81,279
<b>Liabilities</b>			
Accounts Payable	\$ 0	\$ 256	\$ 256
Undistributed Monies	10,892	0	10,892
Due to Students	0	70,131	70,131
<i>Total Liabilities</i>	<u>\$ 10,892</u>	<u>\$ 70,387</u>	<u>\$ 81,279</u>

**Streetsboro City School District**  
**Portage County, Ohio**  
*Statement of Changes in Assets and Liabilities*  
*Agency Funds*  
For the Fiscal Year Ended June 30, 2016

	Balance 6/30/2015	Additions	Deletions	Balance 6/30/2016
<b>Employee Flexible Spending</b>				
<b>Assets</b>				
Equity in Pooled Cash and Investments	\$ 10,588	\$ 70,663	\$ 70,359	\$ 10,892
<b>Liabilities</b>				
Undistributed Monies	\$ 10,588	\$ 70,663	\$ 70,359	\$ 10,892
<b>Student Managed Activities</b>				
<b>Assets</b>				
Equity in Pooled Cash and Investments	\$ 71,587	\$ 74,777	\$ 75,977	\$ 70,387
<b>Liabilities</b>				
Accounts Payable	\$ 0	\$ 256	\$ 0	\$ 256
Due to Students	71,587	74,521	75,977	70,131
<i>Total Liabilities</i>	<u>\$ 71,587</u>	<u>\$ 74,777</u>	<u>\$ 75,977</u>	<u>\$ 70,387</u>
<b>Totals</b>				
<b>Assets</b>				
Equity in Pooled Cash and Investments	\$ 82,175	\$ 145,440	\$ 146,336	\$ 81,279
<b>Liabilities</b>				
Accounts Payable	\$ 0	\$ 256	\$ 0	\$ 256
Undistributed Monies	10,588	70,663	70,359	10,892
Due to Students	71,587	74,521	75,977	70,131
<i>Total Liabilities</i>	<u>\$ 82,175</u>	<u>\$ 145,440</u>	<u>\$ 146,336</u>	<u>\$ 81,279</u>



**This page intentionally left blank.**

---

STATISTICAL SECTION





## Statistical Section

---

This part of the Streetsboro City School District's comprehensive annual financial report presents detailed information as a context for understanding what the information in the financial statements, note disclosures, and required supplementary information says about the School District's overall financial health.

<u>Contents</u>	<u>Page(s)</u>
<b>Financial Trends</b> These schedules contain trend information to help the reader understand how the School District's financial performance and well-being have changed over time.	S-2 - S-8
<b>Revenue Capacity</b> These schedules contain information to help the reader understand and assess the factors affecting the School District's ability to generate its most significant local revenue source(s), the property tax.	S-9 - S-14
<b>Debt Capacity</b> These schedules present information to help the reader assess the affordability of the School District's current levels of outstanding debt and the School District's ability to issue additional debt in the future.	S-15 - S-18
<b>Economic and Demographic Information</b> These schedules offer economic and demographic indicators to help the reader understand the environment within which the School District's financial activities take place and to provide information that facilitates comparisons of financial information over time and among governments.	S-19 - S-20
<b>Operating Information</b> These schedules contain service and infrastructure data to help the reader understand how the information in the School District's financial report relates to the services the School District provides and the activities it performs.	S-21 - S-31

**Sources:** Unless otherwise noted, the information in these schedules is derived from the comprehensive annual financial reports for the relevant fiscal year. The School District implemented GASB Statement No. 34 in 2003.

**NOTE:** With the implementation of GASB No. 54 for fiscal year 2011, there were minor reclassifications of funds (example special revenue funds consolidated with the general fund for GAAP purposes). Amounts are not deemed significant to impact the users of this Section. Prior year amounts also have not been adjusted to reflect this change.

With the implementation of GASB No. 68 in fiscal year 2014, the calculation of pension expense has changed, however government-wide expenses for 2014 and prior fiscal years were not restated to reflect this change.

**Streetsboro City School District**  
**Portage County, Ohio**  
*Net Position by Component (1)*  
*Last Ten Fiscal Years*  
*(Accrual Basis of Accounting)*

	2016	2015	2014	2013	2012	2011	2010	2009	2008	2007
			Restated		Restated		Restated			
			2014		2012		2010			
<b>Governmental Activities:</b>										
Net Investment in Capital Assets	\$ 9,793,415	\$ 10,245,457	\$ 8,492,052	\$ 8,959,352	\$ 8,555,252	\$ 8,539,521	\$ 4,776,740	\$ 4,224,729	\$ 2,931,319	\$ 2,486,203
Restricted for:										
Capital Projects	25,277,831	25,052,402	25,361,350	941,658	1,005,728	940,743	461,621	251,459	341,897	4,808
Debt Service	1,731,868	1,224,036	1,616,560	404,657	383,597	340,291	496,288	245,932	342,066	441,071
Other Purposes	690,408	374,760	299,255	383,343	567,374	159,339	98,193	440,804	311,950	295,127
Unrestricted	(27,459,831)	(30,378,508)	(30,417,070)	1,116,121	77,001	(228,218)	(2,122,702)	(2,693,379)	(2,752,881)	(2,855,691)
Total Governmental Activities	\$ 10,033,691	\$ 6,518,147	\$ 5,352,147	\$ 11,805,131	\$ 10,588,952	\$ 9,751,676	\$ 3,710,140	\$ 2,467,545	\$ 1,174,351	\$ 371,518

**Source:** School District financial records.

(1) Accrual basis of accounting.

**Streetsboro City School District**  
**Portage County, Ohio**  
*Changes in Net Position of Governmental Activities (1)*  
*Last Ten Fiscal Years*  
*(Accrual Basis of Accounting)*

	2016	2015	2014 (2)	2013	2012	2011	2010	2009	2008	2007
<b>Expenses:</b>										
Instruction:										
Regular	\$ 10,095,215	\$ 10,036,967	\$ 10,312,853	\$ 9,563,309	\$ 9,635,453	\$ 9,895,292	\$ 10,867,617	\$ 10,433,756	\$ 10,623,031	\$ 9,900,519
Special	2,989,259	2,769,035	2,790,101	2,392,851	1,703,225	1,579,808	1,688,987	1,370,479	1,429,639	1,585,631
Vocational	0	1,643	1,330	12,537	99,114	94,093	92,571	85,747	85,982	84,572
Adult/Continuing	0	0	0	0	0	0	0	11,900	4,042	0
Student Intervention	80,896	7,202	6,847	297,845	244,284	225,285	189,905	368,674	244,177	0
Other	1,330,739	1,331,110	1,389,542	1,035,539	1,020,260	1,150,927	881,680	818,295	814,467	1,052,325
Support Services:										
Pupils	1,345,419	1,361,496	1,223,480	1,303,905	1,433,207	1,213,284	1,386,910	1,418,428	1,179,521	1,111,289
Instructional Staff	705,967	651,618	574,123	930,779	1,355,944	1,268,692	1,313,085	1,329,457	1,189,601	1,237,530
Board of Education	402,306	388,264	373,808	220,240	189,903	267,823	220,247	274,856	218,777	265,170
Administration	1,751,590	1,607,350	1,687,007	1,724,487	1,569,207	1,463,550	1,631,604	1,608,813	1,568,047	1,539,255
Fiscal	761,482	759,490	711,910	694,913	691,650	686,133	661,743	716,433	702,163	635,771
Business	229,411	229,654	196,375	199,744	198,808	156,764	98,336	106,334	145,184	147,603
Operation and Maintenance of Plant	2,609,600	2,099,563	2,315,003	1,981,139	2,689,931	1,952,656	2,067,763	2,401,950	1,944,513	1,971,968
Pupil Transportation	1,352,539	1,367,170	1,350,477	1,300,008	1,345,812	1,080,025	963,163	1,224,908	1,188,700	1,126,311
Central	141,018	139,806	150,695	9,244	94,386	76,853	99,799	131,535	131,267	138,812
Operation of Non-Instructional Services	168,541	161,474	162,622	148,323	112,320	133,958	165,011	147,540	168,159	126,312
Food Services	741,928	666,705	690,445	711,983	709,352	664,781	827,566	722,630	859,861	728,130
Extracurricular Activities	812,751	809,956	524,291	781,034	588,303	444,464	617,328	554,941	474,115	570,707
Interest and Fiscal Charges	2,074,379	2,097,257	1,051,009	560,050	586,879	629,972	710,079	734,390	780,429	688,469
Issuance Costs	0	0	538,465	0	0	0	0	0	0	0
Total Expenses	27,593,040	26,485,760	26,050,383	23,867,930	24,268,038	22,984,360	24,483,394	24,461,066	23,751,675	22,910,374
<b>Program Revenues:</b>										
Charges for Services and Sales:										
Instruction:										
Regular	583,201	595,505	393,920	394,940	270,412	144,726	147,506	135,937	94,556	84,676
Special	6,853	8,798	23,353	0	0	0	0	52,479	12,293	5,468
Vocational	1,516	501	727	1,781	946	0	1,307	0	0	0
Other	27,125	23,755	35,774	0	0	0	78,335	0	0	0
Support Services:										
Pupils	86,529	77,072	78,670	88,885	108,209	99,875	78,688	59,998	88,352	78,703
Administration	1,694	0	0	0	0	0	0	0	0	0
Operation and Maintenance of Plant	0	0	0	0	0	0	0	0	0	1,222
Pupil Transportation	114	0	328	0	0	0	0	0	0	0
Central	2,741	1,768	2,875	0	0	0	1,700	0	0	0
Operation of Non-Instructional Services	107,799	114,805	107,351	111,258	112,349	0	0	37,597	40,392	0
Food Services	281,395	283,621	331,865	345,871	360,924	355,420	409,619	419,242	443,365	448,761
Extracurricular Activities	123,639	143,424	134,802	127,367	126,579	179,866	214,322	257,186	224,001	188,524

**Streetsboro City School District**  
**Portage County, Ohio**  
*Changes in Net Position of Governmental Activities (1)*  
*Last Ten Fiscal Years*  
*(Accrual Basis of Accounting)*

	2016	2015	2014 (2)	2013	2012	2011	2010	2009	2008	2007
<b>Operating Grants and Contributions</b>										
Instruction:										
Regular	\$ 87,323	\$ 79,624	\$ 61,837	\$ 74,650	\$ 114,826	\$ 53,043	\$ 231,409	\$ 88,976	\$ 277,279	\$ 230,628
Special	855,378	869,000	899,331	354,011	258,006	320,272	350,563	0	11,573	11,366
Vocational	7,190	31,866	17,133	0	0	0	0	0	0	0
Adult/Continuing	0	0	0	0	0	0	0	0	5,600	457,129
Student Intervention	43,512	0	0	254,311	167,254	0	0	158,914	0	0
Other	189,500	189,744	228,785	0	0	307,290	0	355,238	243,409	0
Support Services:										
Pupils	20,687	18,236	3,938	2,019	93,732	79,556	272,689	26,941	59,557	137,880
Instructional Staff	49,680	41,035	14,692	45,698	55,608	134,167	33,330	31,913	131,397	28,340
Board of Education	0	0	0	0	0	0	69	0	0	0
Administration	65,020	82,989	30,310	3,647	3,421	0	14,590	6,515	10,697	4,284
Fiscal	0	726	1,679	0	0	0	0	1,508	4,700	0
Operation and Maintenance of Plant	0	0	0	0	0	118,898	0	0	0	0
Pupil Transportation	55,388	52,364	49,612	0	15,104	0	0	0	0	0
Central	0	0	0	0	0	0	38	0	0	0
Operation of Non-Instructional Services	0	0	0	0	0	141,770	129,774	124,542	140,289	108,922
Food Services	422,855	381,973	335,486	323,755	326,240	297,547	326,570	280,960	311,180	260,364
Extracurricular Activities	4,267	0	6,213	3,245	1,584	0	0	0	0	3,856
	<u>0</u>	<u>0</u>	<u>0</u>	<u>0</u>	<u>658,675</u>	<u>4,032,470</u>	<u>0</u>	<u>0</u>	<u>0</u>	<u>0</u>
<b>Capital Grants and Contributions</b>	<u>3,023,406</u>	<u>2,996,806</u>	<u>2,758,681</u>	<u>2,131,438</u>	<u>2,673,869</u>	<u>6,264,900</u>	<u>2,290,509</u>	<u>2,037,946</u>	<u>2,098,640</u>	<u>2,050,123</u>
Support Services:										
Extracurricular Activities										
<b>Total Program Revenues</b>	<u>(24,569,634)</u>	<u>(23,488,954)</u>	<u>(23,291,702)</u>	<u>(21,736,492)</u>	<u>(21,594,169)</u>	<u>(16,719,460)</u>	<u>(22,192,885)</u>	<u>(22,423,120)</u>	<u>(21,653,035)</u>	<u>(20,860,251)</u>
<b>Net Expense</b>										
<b>General Revenues and Other Changes in Net Position</b>										
Property and Other Local Taxes Levied For:										
General Purposes	15,057,341	11,999,581	14,829,588	13,047,810	12,729,915	11,472,227	11,466,028	13,486,143	12,095,915	11,852,054
Debt Service	3,241,073	2,761,602	2,572,336	1,075,006	1,049,534	1,053,578	2,477,546	1,019,169	1,243,873	2,362,238
Capital Projects	692,547	620,166	708,204	583,196	578,710	522,840	639,398	581,253	349,877	0
Other Purposes	206,862	109,707	96,652	0	0	0	0	0	0	0
Grants and Entitlements not Restricted										
to Specific Programs	7,770,999	7,791,459	7,418,488	7,501,925	7,751,698	8,713,535	8,663,500	8,131,992	7,657,012	6,794,876
Grants and Entitlements not Restricted-OFCC Project	0	0	24,047,221	0	0	0	0	0	0	0
Payment in Lieu of Taxes	680,633	905,320	388,184	600,581	470,027	791,594	264,709	373,611	842,703	0
Investment Earnings	245,715	188,822	12,832	4,513	2,114	4,851	3,784	45,832	145,172	144,037
Insurance Recoveries	83,450	0	0	0	0	59,729	0	0	0	0
Miscellaneous	106,558	278,297	214,619	139,640	90,161	142,642	29,582	78,314	121,316	68,878
<b>Total Governmental Activities</b>	<u>28,083,178</u>	<u>24,654,954</u>	<u>50,288,124</u>	<u>22,952,671</u>	<u>22,672,159</u>	<u>22,760,996</u>	<u>23,544,547</u>	<u>23,716,314</u>	<u>22,455,868</u>	<u>21,222,083</u>
<b>Change in Net Position</b>	<u>\$ 3,515,544</u>	<u>\$ 1,166,000</u>	<u>\$ 26,996,422</u>	<u>\$ 1,216,179</u>	<u>\$ 1,077,990</u>	<u>\$ 6,041,536</u>	<u>\$ 1,351,662</u>	<u>\$ 1,293,194</u>	<u>\$ 802,833</u>	<u>\$ 361,832</u>

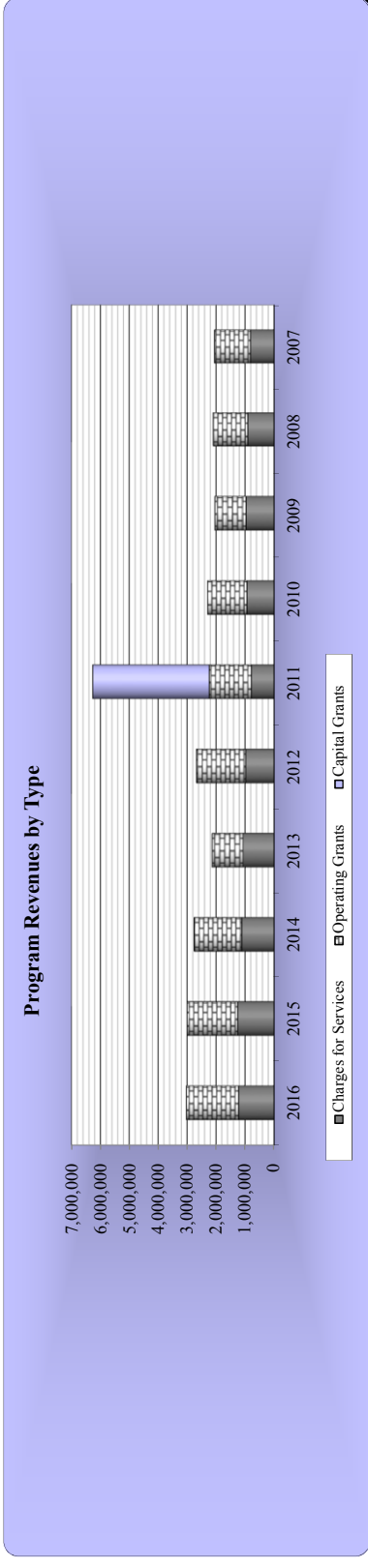
**Source:** School District financial records.

(1) Accrual basis of accounting.

(2) Certain foundation payments for special education and transportation were reclassified to program revenue from general revenue in fiscal year 2015. For comparability purposes, fiscal year 2014 was updated but no years prior to fiscal year 2014 reflect this change.

**Streetsboro City School District**  
**Portage County, Ohio**  
*Program Revenues of Governmental Activities by Function (1)*  
*Last Ten Fiscal Years*  
*(Accrual Basis of Accounting)*

	2016	2015	2014 (2)	2013	2012	2011	2010	2009	2008	2007
<b>Governmental Activities</b>										
Instruction:										
Regular	\$ 670,524	\$ 675,129	\$ 455,757	\$ 469,590	\$ 385,238	\$ 197,769	\$ 378,915	\$ 224,913	\$ 371,835	\$ 315,304
Special	862,231	877,798	922,684	354,011	258,006	320,272	350,563	52,479	23,866	16,834
Vocational	8,706	32,367	17,860	1,781	946	0	1,307	0	0	0
Adult/Continuing	0	0	0	0	0	0	0	0	5,600	0
Student Intervention	43,512	0	0	254,311	167,254	0	0	158,914	0	0
Other	216,625	213,499	264,559	0	0	307,290	78,335	355,238	243,409	457,129
Support Services:										
Pupils	107,216	95,308	82,608	90,904	201,941	179,431	351,377	86,939	147,909	216,583
Instructional Staff	49,680	41,035	14,692	45,698	55,608	134,167	33,330	31,913	131,397	28,340
Board of Education	0	0	0	0	0	0	69	0	0	0
Administration	66,714	82,989	30,310	3,647	3,421	0	14,590	6,515	10,697	0
Fiscal	0	726	1,679	0	0	0	0	1,508	4,700	4,284
Operation and Maintenance of Plant	0	0	0	0	0	118,898	0	0	0	1,222
Pupil Transportation	55,502	52,364	49,940	0	15,104	0	0	0	0	0
Central	2,741	1,768	2,875	0	0	1,738	1,738	0	0	0
Operation of Non-Instructional Services	107,799	114,805	107,351	111,258	112,349	141,770	129,774	162,049	180,681	108,922
Food Services	704,250	665,594	667,351	669,626	687,164	652,967	736,189	700,202	754,545	709,125
Extracurricular Activities	127,906	143,424	141,015	130,612	786,838	4,212,336	214,322	257,186	224,001	192,380
<b>Total Program Revenues</b>	<b>\$ 3,023,406</b>	<b>\$ 2,996,806</b>	<b>\$ 2,758,681</b>	<b>\$ 2,131,438</b>	<b>\$ 2,673,869</b>	<b>\$ 6,264,900</b>	<b>\$ 2,290,509</b>	<b>\$ 2,037,856</b>	<b>\$ 2,098,640</b>	<b>\$ 2,050,123</b>



Source: School District financial records

(1) Accrual basis of accounting.

(2) Certain foundation payments for special education and transportation were reclassified to program revenue from general revenue in fiscal year 2015. For comparability purposes, fiscal year 2014 was updated but no years prior to fiscal year 2014 reflect this change.

**Streetsboro City School District**  
**Portage County, Ohio**  
*Changes in Fund Balances, Governmental Funds*  
*Last Ten Fiscal Years*  
*(Modified Accrual Basis of Accounting)*

	2016	2015	2014	2013
<b>Revenues:</b>				
Property and Other Local Taxes	\$ 19,239,110	\$ 15,594,965	\$ 18,239,225	\$ 14,809,836
Intergovernmental	20,643,892	15,311,302	10,571,769	9,076,948
Investment Income	245,722	217,382	14,412	4,513
Tuition and Fees	501,077	501,249	312,102	282,583
Extracurricular Activities	326,887	345,721	352,856	325,421
Rentals	5,448	7,261	4,654	4,650
Charges for Services	389,187	398,426	399,070	423,013
Contributions and Donations	11,861	10,081	15,157	10,142
Payments in Lieu of Taxes	0	0	0	210,811
Miscellaneous	124,772	241,147	115,773	139,012
<i>Total Revenues</i>	<u>41,487,956</u>	<u>32,627,534</u>	<u>30,025,018</u>	<u>25,286,929</u>
<b>Expenditures:</b>				
<b>Current:</b>				
<b>Instruction:</b>				
Regular	10,055,228	10,118,190	9,993,800	9,423,133
Special	3,024,991	2,811,000	2,735,179	2,396,637
Vocational	1,520	1,643	1,330	17,540
Adult/Continuing	0	0	0	0
Student Intervention	80,896	556	6,847	298,584
Other	1,330,236	1,349,213	1,389,542	1,035,539
<b>Support Services:</b>				
Pupils	1,375,635	1,392,529	1,229,787	1,306,897
Instructional Staff	692,151	637,840	655,498	908,006
Board of Education	402,896	388,710	373,808	220,240
Administration	1,762,478	1,655,306	1,666,652	1,823,704
Fiscal	762,439	762,074	707,540	691,246
Business	230,061	232,010	195,269	199,226
Operation and Maintenance of Plant	1,950,178	1,898,429	1,800,167	1,745,972
Pupil Transportation	1,623,245	1,678,263	1,256,358	1,193,674
Central	140,535	140,065	136,772	6,413
<b>Operation of Non-Instructional Services:</b>				
Food Service Operations	682,658	687,299	682,082	734,404
Community Services	114,792	105,043	104,205	90,525
Extracurricular Activities	618,436	628,433	643,160	592,491
Capital Outlay	29,170,216	3,347,846	557,200	527,276
<b>Debt Service:</b>				
Principal Retirement	640,285	1,415,000	790,000	810,000
Interest and Fiscal Charges	2,331,199	2,138,520	572,144	460,646
Bond Issuance Costs	0	0	538,465	0
<i>Total Expenditures</i>	<u>56,990,075</u>	<u>31,387,969</u>	<u>26,035,805</u>	<u>24,482,153</u>
Excess of Revenues Over (Under) Expenditures	<u>(15,502,119)</u>	<u>1,239,565</u>	<u>3,989,213</u>	<u>804,776</u>
<b>Other Financing Sources (Uses):</b>				
Issuance of Bonds	0	0	38,435,000	0
Refunding Bonds Issued	0	0	0	0
Payment to Refunding Bond Escrow Agent	0	0	0	0
Premium on Refunding Bonds Issued	0	0	0	0
Proceeds From Sale of Capital Assets	0	0	0	0
Premium on Debt Issuance	0	0	878,866	0
Insurance Recoveries	83,450	0	0	726
Transfers In	0	0	31,637,651	23,493
Transfers Out	0	0	(31,637,651)	(23,493)
<i>Total Other Financing Sources (Uses)</i>	<u>83,450</u>	<u>0</u>	<u>39,313,866</u>	<u>726</u>
<i>Net Change in Fund Balance</i>	<u>\$ (15,418,669)</u>	<u>\$ 1,239,565</u>	<u>\$ 43,303,079</u>	<u>\$ 805,502</u>
Debt Service as a Percentage of Noncapital Expenditures	10.65%	12.88%	5.36%	5.29%

**Source:** School District financial records.

	2012	2011	2010	2009	2008	2007
\$	14,614,441	\$ 12,890,308	\$ 14,469,988	\$ 15,021,731	\$ 14,155,001	\$ 14,118,902
	8,799,467	9,858,832	10,177,419	8,845,828	8,245,768	7,477,977
	2,114	4,853	3,918	45,832	145,172	146,263
	167,997	156,676	135,791	226,012	147,242	90,145
	331,834	320,013	289,864	309,978	309,855	267,377
	7,436	3,915	11,461	1,074	5,221	1,211
	441,498	462,954	500,786	548,284	639,915	564,338
	7,736	4,535	24,437	45,198	62,160	62,626
	470,027	791,594	266,269	373,611	842,703	311,608
	86,218	104,828	12,240	57,794	108,539	156,891
	<u>24,928,768</u>	<u>24,598,508</u>	<u>25,892,173</u>	<u>25,475,342</u>	<u>24,661,576</u>	<u>23,197,338</u>
	9,375,185	9,752,032	10,595,140	10,235,568	10,364,341	9,848,908
	1,700,135	1,581,498	1,636,143	1,352,358	1,370,459	1,575,969
	98,850	93,720	92,213	85,134	85,762	83,573
	0	0	0	11,900	4,042	0
	246,340	223,477	189,093	368,499	0	0
	<u>1,020,260</u>	<u>1,150,927</u>	<u>881,680</u>	<u>820,332</u>	<u>1,056,607</u>	<u>1,052,325</u>
	1,454,073	1,214,702	1,375,369	1,420,581	1,155,933	1,115,555
	1,405,251	1,243,782	1,308,126	1,385,047	1,191,672	1,233,567
	189,903	267,823	220,247	274,856	218,777	265,170
	1,534,351	1,472,908	1,632,332	1,610,833	1,540,963	1,540,909
	693,235	676,164	653,702	732,816	697,008	630,420
	198,526	156,539	98,033	106,366	147,361	147,905
	1,633,044	1,640,191	1,658,844	1,990,270	1,863,701	1,697,178
	1,237,627	971,696	1,046,290	1,414,519	1,065,189	1,311,158
	91,555	74,385	99,472	134,109	142,343	138,157
	732,103	699,686	737,922	709,267	786,926	730,980
	106,493	135,233	165,088	143,292	153,074	114,673
	583,548	499,815	604,354	546,131	512,224	515,840
	836,434	4,068,716	385,332	454,835	93,865	265,316
	790,000	950,000	580,000	890,000	955,000	880,000
	495,493	523,611	898,653	573,819	626,441	594,656
	0	0	0	0	0	167,612
	<u>24,422,406</u>	<u>27,396,905</u>	<u>24,858,033</u>	<u>25,260,532</u>	<u>24,031,688</u>	<u>23,909,871</u>
	<u>506,362</u>	<u>(2,798,397)</u>	<u>1,034,140</u>	<u>214,810</u>	<u>629,888</u>	<u>(712,533)</u>
	0	0	0	0	0	1,180,000
	0	0	0	0	0	8,999,982
	0	0	0	0	0	(9,538,160)
	0	0	0	0	0	690,070
	0	0	4,396	0	0	0
	0	0	0	0	0	0
	658,675	4,092,199	0	0	0	0
	18,000	50,898	0	38,345	0	1,011,671
	(18,000)	(50,898)	0	(38,345)	0	(1,011,671)
	<u>658,675</u>	<u>4,092,199</u>	<u>4,396</u>	<u>0</u>	<u>0</u>	<u>1,331,892</u>
\$	<u>1,165,037</u>	<u>\$ 1,293,802</u>	<u>\$ 1,038,536</u>	<u>\$ 214,810</u>	<u>\$ 629,888</u>	<u>\$ 619,359</u>
	5.09%	4.68%	5.86%	5.69%	6.56%	6.79%

**Streetsboro City School District**  
**Portage County, Ohio**  
*Fund Balances, Governmental Funds*  
*Last Ten Fiscal Years*  
*(Modified Accrual Basis of Accounting)*

	2016	2015	2014	2013	2012	2011	Restated 2010	2009	2008	2007
General Fund										
Reserved	0	0	N/A	N/A	N/A	N/A	N/A	\$ 1,442,570	\$ 941,483	\$ 801,724
Unreserved	0	0	N/A	N/A	N/A	N/A	N/A	(1,696,137)	(1,632,088)	(1,763,163)
Nonspendable	1,615	1,615	1,316	1,316	1,286	0	0	N/A	N/A	N/A
Committed	32,528	28,780	35,142	22,673	20,212	20,873	9,384	N/A	N/A	N/A
Assigned	131,049	542,946	339,658	142,935	146,593	177,735	184,268	N/A	N/A	N/A
Unassigned	6,395,957	3,838,825	4,618,760	2,871,954	1,999,191	1,317,312	355,761	N/A	N/A	N/A
<i>Total General Fund</i>	<u>6,561,149</u>	<u>4,412,166</u>	<u>4,994,876</u>	<u>3,038,878</u>	<u>2,167,282</u>	<u>1,515,920</u>	<u>549,413</u>	<u>(253,567)</u>	<u>(690,605)</u>	<u>(961,439)</u>
All Other Governmental Funds										
Reserved	N/A	N/A	N/A	N/A	N/A	N/A	N/A	597,982	314,456	113,953
Unreserved, Undesignated, Reported in:										
Special Revenue Funds	N/A	N/A	N/A	N/A	N/A	N/A	N/A	207,423	292,250	184,237
Debt Service Funds	N/A	N/A	N/A	N/A	N/A	N/A	N/A	152,696	281,540	349,916
Capital Projects Funds	N/A	N/A	N/A	N/A	N/A	N/A	N/A	(168,361)	123,722	4,808
Restricted	27,065,555	44,653,351	42,850,111	1,549,082	1,593,959	1,396,425	1,027,236	N/A	N/A	N/A
Committed	5,426	9,819	0	0	0	0	83	N/A	N/A	N/A
Unassigned	(18,886)	(43,423)	(52,639)	(98,691)	(77,474)	(152,901)	(111,090)	N/A	N/A	N/A
<i>Total All Other Governmental Funds</i>	<u>27,052,095</u>	<u>44,619,747</u>	<u>42,797,472</u>	<u>1,450,391</u>	<u>1,516,485</u>	<u>1,243,524</u>	<u>916,229</u>	<u>789,740</u>	<u>1,011,968</u>	<u>652,914</u>
<i>Total Governmental Funds</i>	<u>\$ 33,613,244</u>	<u>\$ 49,031,913</u>	<u>\$ 47,792,348</u>	<u>\$ 4,489,269</u>	<u>\$ 3,683,767</u>	<u>\$ 2,759,444</u>	<u>\$ 1,465,642</u>	<u>\$ 536,173</u>	<u>\$ 321,363</u>	<u>\$ (308,525)</u>

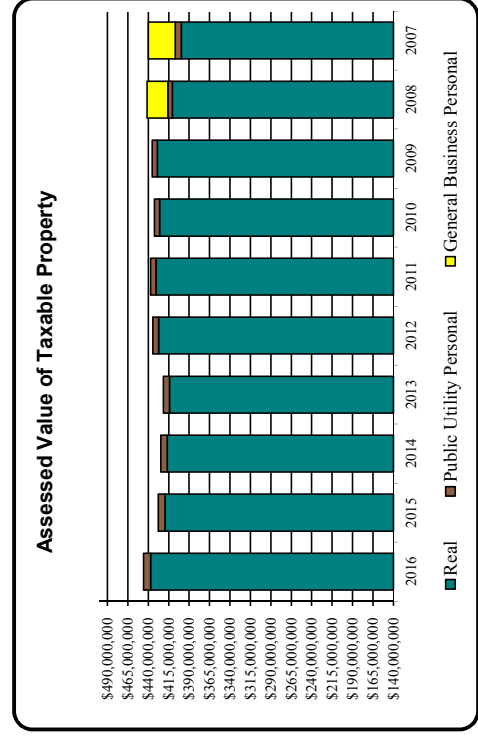
**Source:** School District financial records

**NOTE:** Fund balance classifications changed with the implementation of GASB Statement No. 54 in fiscal year 2011



**Streetsboro City School District**  
**Portage County, Ohio**  
*Assessed and Estimated Actual Value of Taxable Property*  
*Last Ten Collection Years*

Collection Year	Real Property		Tangible Personal Property - Public Utility		Tangible Personal Property - General Business		Total		Weighted Average Tax Rate
	Assessed Value	Estimated Actual Value	Assessed Value	Estimated Actual Value	Assessed Value	Estimated Actual Value	Assessed Value	Estimated Actual Value	
2016	\$ 263,195,690	\$ 1,248,925,457	\$ 8,631,070	\$ 9,808,034	\$ 0	\$ 34,524,280	\$ 445,754,980	\$ 1,293,257,771	68.09
2015	258,861,780	1,198,449,771	8,487,790	9,645,216	0	33,951,160	427,945,210	1,242,046,147	68.21
2014	256,417,500	1,190,444,771	8,141,290	9,251,466	0	32,565,160	424,796,960	1,232,261,397	63.44
2013	254,175,230	1,182,857,200	7,482,630	8,502,989	0	29,930,520	421,482,650	1,221,290,709	63.44
2012	262,798,470	1,220,848,429	7,111,210	8,080,920	0	28,444,840	434,408,160	1,257,374,189	63.37
2011	259,372,810	1,229,838,314	6,579,310	7,476,489	0	26,317,240	437,022,720	1,263,632,043	63.36
2010	255,920,170	1,218,072,343	6,296,780	7,155,432	0	25,187,120	432,622,100	1,250,414,895	60.67
2009	262,030,928	1,226,008,794	5,975,000	6,789,773	0	23,900,000	435,078,078	1,256,698,567	59.04
2008	243,691,500	1,172,636,914	5,785,830	6,574,807	25,336,564	23,143,320	441,545,314	1,202,355,041	59.80
2007	229,090,550	1,141,996,829	7,430,350	8,443,580	32,658,163	29,721,400	439,787,403	1,180,161,808	57.93



Real property is reappraised every six years with a State mandated update of the current market value in the third year following each reappraisal.

The assessed value of real property (including public utility real property) is 35% of estimated true value. The assessed value of public utility personal property ranges from 25% of true value for railroad property to 88% for electric transmission and distribution property. General business tangible personal property was assessed in previous years at 25% for machinery and equipment and 23% for inventories. General business tangible personal property tax was phased out beginning in 2006. The listing percentages are 18.75% for 2006, 12.5% for 2007, 6.25% for 2008 and zero for 2009.

The tangible personal property values associated with each year are the values that, when multiplied by the applicable rates, generate the property tax revenue billed in that year. For real property, the amounts generated by multiplying the assessed values by the applicable rates would be reduced by the 10% and 2 1/2% State rollbacks and homestead exemptions before being billed. Beginning in the 2006 collection year, the 10% rollback for commercial/industrial property has been eliminated.

**Note:** See Page S-10 (School Total Column) for direct rate applied to the revenue base above

**Source:** Office of the County Auditor, Portage County, Ohio

**Streetsboro City School District**  
**Portage County, Ohio**  
*Property Tax Rates - All Direct and Overlapping Governments*  
*(Per \$1,000 of Assessed Valuation)*  
*Last Ten Collection Years*

Calendar Tax Year (Collection Year)	School Current Expense	School Emergency Levy	School Debt Service	School Permanent Improvement	School Total	City of Streetsboro	Portage County	Maplewood Area Joint Vocational School District	Total of All Political Subdivisions	Levied Effective Tax Rates Property Class 1	Levied Effective Tax Rates Property Class 2
2015 (2016)	59.15	0.00	6.94	2.00	68.09	2.90	13.62	4.00	88.61	56.07	59.53
2014 (2015)	59.15	0.00	7.06	2.00	68.21	2.90	13.62	4.00	88.73	56.56	60.42
2013 (2014)	59.15	0.00	7.34	2.00	68.49	2.90	13.62	4.00	89.01	56.35	60.11
2012 (2013)	59.15	0.00	2.79	1.50	63.44	2.90	13.62	4.00	83.96	50.96	54.65
2011 (2012)	59.15	0.00	2.72	1.50	63.37	2.90	14.02	4.00	84.29	49.55	53.37
2010 (2011)	59.15	0.00	2.71	1.50	63.36	2.90	14.02	4.00	84.28	49.54	52.80
2009 (2010)	55.25	0.00	3.92	1.50	60.67	2.90	14.02	4.00	81.59	46.91	49.92
2008 (2009)	55.27	0.00	2.29	1.48	59.04	2.90	14.02	4.00	79.96	43.83	48.21
2007 (2008)	55.27	0.00	3.05	1.48	59.80	2.90	14.02	4.00	80.72	44.63	48.92
2006 (2007)	51.65	3.12	3.16	0.00	57.93	2.90	14.02	4.00	78.85	43.03	46.85

The Class 1 tax rate is levied on residential and agricultural real property  
The Class 2 tax rate is levied on commercial and industrial real property  
The full millage rate is levied on tangible property.

**Source:** Portage County Auditor's Office

**Streetsboro City School District**  
**Portage County, Ohio**  
 Levied School Tax Rates  
 Last Ten Collection Years

**TABLE 1: Effective Tax Rates Levied on Residential & Agricultural Real Property (Class 1)**

Calendar Tax Year (Collection Year)	Effective School Current Expense	Effective School Emergency Levy	Effective School Debt Service	Effective School Permanent Improvement	Effective School Total
2006 (2007)	23.27	3.12	3.16	0.00	29.55
2007 (2008)	26.62	0.00	3.05	1.48	31.15
2008 (2009)	26.58	0.00	2.29	1.48	30.35
2009 (2010)	27.61	0.00	3.92	1.50	33.03
2010 (2011)	31.44	0.00	2.71	1.50	35.65
2011 (2012)	31.44	0.00	2.72	1.50	35.66
2012 (2013)	32.33	0.00	2.79	1.50	36.62
2013 (2014)	32.35	0.00	7.34	2.00	41.69
2014 (2015)	32.34	0.00	7.06	1.99	41.39
2015 (2016)	32.16	0.00	6.94	1.99	41.09

**TABLE 2: Effective Tax Rates Levied on Commercial & Industrial Real Property (Class 2)**

Calendar Tax Year (Collection Year)	Effective School Current Expense	Effective School Emergency Levy	Effective School Debt Service	Effective School Permanent Improvement	Effective School Total
2006 (2007)	25.68	3.12	3.16	0.00	31.96
2007 (2008)	29.39	0.00	3.05	1.50	33.94
2008 (2009)	29.43	0.00	2.29	1.50	33.22
2009 (2010)	29.52	0.00	3.92	1.50	34.94
2010 (2011)	33.56	0.00	2.71	1.50	37.77
2011 (2012)	33.99	0.00	2.72	1.50	38.21
2012 (2013)	34.94	0.00	2.79	1.50	39.23
2013 (2014)	35.16	0.00	7.34	2.00	44.50
2014 (2015)	35.23	0.00	7.06	2.00	44.29
2015 (2016)	34.75	0.00	6.94	1.97	43.66

**TABLE 3: Tax Rates Levied on Tangible Property**

Calendar Tax Year (Collection Year)	Authorized School Current Expense	Authorized School Emergency Levy	Authorized School Debt Service	Authorized School Permanent Improvement	Authorized School Total
2006 (2007)	51.65	3.12	3.16	0.00	57.93
2007 (2008)	55.25	0.00	3.05	1.50	59.80
2008 (2009)	55.25	0.00	2.29	1.50	59.04
2009 (2010)	55.25	0.00	3.92	1.50	60.67
2010 (2011)	59.15	0.00	2.71	1.50	63.36
2011 (2012)	59.15	0.00	2.72	1.50	63.37
2012 (2013)	59.15	0.00	2.79	1.50	63.44
2013 (2014)	59.15	0.00	7.34	2.00	68.49
2014 (2015)	59.15	0.00	7.06	2.00	68.21
2015 (2016)	59.15	0.00	6.94	2.00	68.09

Source: Portage County Auditor's Office

**Streetsboro City School District**  
**Portage County, Ohio**  
*Property Tax Levies and Collections, Real, Public Utility Tax and Tangible Personal Property (1)*  
*Last Ten Collection Years*

Collection Year	Current Tax Levy	Current Tax Collections	Percent of Current Tax Collections to Current Tax Levy	Delinquent Tax Collections (2)	Total Tax Collection	Percent of Total Tax Collections to Current Tax Levy (3)
2016	\$ 18,681,463	\$ 18,383,464	98.40%	\$ 380,359	\$ 18,763,823	100.44%
2015	18,116,279	17,841,454	98.48%	569,506	18,410,960	101.63%
2014	18,036,451	17,513,518	97.10%	329,701	17,843,219	98.93%
2013	15,760,373	15,369,075	97.52%	355,417	15,724,492	99.77%
2012	15,817,216	15,483,163	97.89%	519,231	16,002,394	101.17%
2011	15,811,561	15,124,460	95.65%	488,161	15,612,621	98.74%
2010	14,531,697	13,897,374	95.63%	530,893	14,428,267	99.29%
2009	13,620,287	12,928,863	94.92%	914,526	13,843,389	101.64%
2008	14,494,511	14,125,690	97.46%	417,250	14,542,940	100.33%
2007	14,056,562	13,675,790	97.29%	464,789	14,140,579	100.60%

(1) Includes Homestead/Rollback taxes assessed locally, but distributed through the State and reported as Intergovernmental Revenue.

(2) The County does not identify delinquent tax collections by tax year.

(3) The County information does not provide the applicable year when a delinquency is collected. Thus the "total collections" represents the total collections for the year instead of total collections of a particular tax year. As a result "total collection as a percentage of a total levy" can exceed 100% in any particular year.

**Source:** Portage County Auditor's Office

**Streetsboro City School District**  
**Portage County, Ohio**  
*Principal Taxpayers - Real Property Tax*  
*December 31, 2015 and December 31, 2008*

<b>Name of Taxpayer</b>	<b>December 31, 2015</b>	
	<b>Assessed Value (1)</b>	<b>Percent of Real Assessed Value</b>
Lexington Streetsboro LLC	\$ 9,866,190	2.21%
Shady Lake Apartments LLC	5,041,050	1.13%
Settlers Landing At Greentree LLC	4,597,590	1.03%
Step 2 Company	4,405,390	0.99%
Automated Packagings	4,066,830	0.91%
Nextile Prepared Foods	3,893,550	0.87%
Wal Mart Inc.	3,826,802	0.86%
Stag GI Streetsboro	3,749,970	0.84%
Settlers Landing At Greentree LLC	3,740,670	0.84%
National Tax Search	2,810,960	0.63%
<b>Total</b>	<b>\$ 45,999,002</b>	<b>10.31%</b>
<i>Total Assessed Valuation</i>	<i>\$ 445,754,980</i>	

<b>Name of Taxpayer</b>	<b>December 31, 2008</b>	
	<b>Assessed Value (1)</b>	<b>Percent of Real Assessed Value</b>
Settlers Landing	\$ 4,713,400	1.07%
Shady Lake Apartments LLC	4,601,630	1.04%
Step 2 Real Estate Company LTD	4,476,160	1.01%
Wal-Mart Stores East LP	4,048,530	0.92%
Portage Pointe Apartments LLC	3,884,720	0.88%
Caroline Realty LLC	3,810,250	0.86%
Knickerbocker Properties Inc.	3,570,000	0.81%
Inland Paperboard and Packings, Inc.	3,323,040	0.75%
Coral Market Square LTD	2,905,000	0.66%
FlexAlloy, Inc.	2,751,560	0.62%
<b>Total</b>	<b>\$ 38,084,290</b>	<b>8.62%</b>
<i>Total Assessed Valuation</i>	<i>\$ 441,545,314</i>	

**Note:** Real Property Assessed at 35% of Fair Market Value.

(1) Latest information available

**Source:** Portage County Auditor's Office

**Streetsboro City School District**  
**Portage County, Ohio**  
*Principal Taxpayers - Public Utilities Tax*  
*December 31, 2015 and December 31, 2007*

Name of Taxpayer	December 31, 2015	
	Assessed Value	Percent of Real Assessed Value
Ohio Edison Company	\$ 5,993,810	69.45%
American Transmission Systems, Inc.	1,287,060	14.91%
East Ohio Gas/Dominion	962,010	11.15%
Cleveland Electric Illuminating	296,360	3.43%
Buckeye Pipe Line Co.	44,430	0.51%
Knox Energy Cooperative Association Inc.	40,620	0.47%
Aqua Ohio Inc.	6,780	0.08%
<b>Total</b>	<b>\$ 8,631,070</b>	<b>100.00%</b>
<i>Total Assessed Valuation</i>	<u><u>\$ 8,631,070</u></u>	

Name of Taxpayer	December 31, 2007	
	Assessed Value	Percent of Real Assessed Value
Ohio Edison Company	\$ 4,401,810	76.08%
East Ohio Gas Company	735,690	12.72%
American Transmission Systems Inc.	562,440	9.72%
Cleveland Electric Illuminating	212,590	3.67%
<b>Total</b>	<b>\$ 5,912,530</b>	<b>102.19%</b>
<i>Total Assessed Valuation</i>	<u><u>\$ 5,785,830</u></u>	

**Source:** Portage County Auditor's Office

**Streetsboro City School District**  
**Portage County, Ohio**  
*Ratio of Outstanding Debt by Type*  
*Last Ten Fiscal Years*

Fiscal Year	Governmental Activities			Personal Income (1)	Percentage of Personal Income	Per Capita
	General Obligation Bonds	Long Term Notes	Total Primary Government			
2016	\$ 47,275,615	\$ 675,000	\$ 47,950,615	\$ 457,682,096	10.48%	\$ 2,940
2015	48,171,373	705,000	48,876,373	455,508,376	10.73%	3,010
2014	49,473,087	730,000	50,203,087	457,866,180	10.96%	3,112
2013	10,876,004	845,000	11,721,004	453,448,464	2.58%	728
2012	11,061,047	1,011,136	12,072,183	452,096,400	2.67%	752
2011	11,600,654	1,178,355	12,779,009	440,609,720	2.90%	869
2010	12,287,935	1,341,657	13,629,592	398,275,120	3.42%	941
2009	12,914,920	1,501,037	14,415,957	398,275,120	3.62%	995
2008	13,496,983	1,656,495	15,153,478	365,954,150	4.14%	1,062
2007	14,165,052	1,803,030	15,968,082	342,383,345	4.66%	1,126

(1) See demographic and economic statistics table for personal income and population data for the School District.

**Source:** School District Financial Records

**Streetsboro City School District**  
**Portage County, Ohio**  
*Ratio of Debt to Actual Value and Debt Per Capita*  
*Last Ten Collection Years*

Collection Year	Population (1)	Estimates Actual Value of Taxable Property (2)	General Bonded Debt				Ratio of Net Bonded Debt to Estimated Actual Value	Net Bonded Debt Per Capita
			General Bonded Debt Outstanding	Resources Available to Pay Principal	Net General Bonded Debt			
2016	16,312	\$ 1,293,257,771	\$ 47,275,615	\$ 1,731,868	\$ 45,543,747	3.52%	\$ 2,792	
2015	16,238	1,242,046,147	48,171,373	1,224,036	46,947,337	3.78%	2,891	
2014	16,130	1,232,261,397	49,473,087	1,616,560	47,856,527	3.88%	2,967	
2013	16,098	1,221,290,709	10,876,004	404,657	10,471,347	0.86%	650	
2012	16,050	1,257,374,189	11,061,047	383,597	10,677,450	0.85%	665	
2011	16,028	1,263,632,043	11,600,654	340,291	11,260,363	0.89%	703	
2010	14,713	1,250,414,895	12,287,935	496,288	11,791,647	0.94%	801	
2009	14,488	1,256,698,567	13,496,983	245,932	13,251,051	1.05%	915	
2008	14,270	1,202,355,041	13,496,983	342,066	13,154,917	1.09%	922	
2007	14,185	1,180,161,808	14,165,052	441,071	13,723,981	1.16%	967	

(1) Estimate obtained from the United States Census Bureau website.

(2) Portage County Auditor's Office



**Streetsboro City School District**  
**Portage County, Ohio**  
*Computation of Direct & Overlapping General Obligation Bonded Debt*  
*June 30, 2016*

	Debt Outstanding	Percent Overlapping (1)	Amount Applicable to Streetsboro City School District
<b>Direct:</b>			
Streetsboro City School District	\$ 47,950,615	100.00%	\$ 47,950,615
<b>Overlapping:</b>			
City of Streetsboro	1,080,000	99.38%	1,073,304
Portage County	17,841,386	12.98%	2,315,812
	<u>18,921,386</u>		<u>3,389,116</u>
Total Overlapping	<u>\$ 66,872,001</u>		<u>\$ 51,339,731</u>

**Source:** Ohio Municipal Advisory Council

(1) Percentages were determined by dividing the assessed valuation of the political subdivision located within the boundaries of the District by the total assessed valuation of the subdivision.

**Streetsboro City School District**  
**Portage County, Ohio**  
*Computation of Legal Debt Margin*  
*Last Ten Fiscal Years*

	2016	2015	2014	2013	2012	2011	2010	2009	2008	2007
Assessed Valuation (2)	\$ 437,177,910	\$ 419,457,420	\$ 416,655,670	\$ 414,000,020	\$ 427,296,950	\$ 430,443,410	\$ 426,325,320	\$ 429,103,078	\$ 410,422,920	\$ 399,698,890
Debt Limit - 9% of Assessed Value (1)	39,346,012	37,751,168	37,499,010	37,260,002	38,456,726	38,739,907	38,369,279	38,619,277	36,938,063	35,972,900
Amount of Debt Outstanding										
General Obligation Bonds	47,950,615	48,876,373	49,473,087	10,876,004	11,061,047	11,600,654	12,287,935	12,914,920	13,496,983	14,165,052
Less: Amount Available in Debt Service	(1,731,868)	(1,224,036)	(1,616,560)	(404,657)	(383,597)	(340,291)	(496,288)	(245,932)	(342,066)	(441,071)
Total	46,218,747	47,652,337	47,856,527	10,471,347	10,677,450	11,260,363	11,791,647	12,668,988	13,154,917	13,723,981
Exemptions:										
General Obligation Bonds (3)	(6,872,735)	(9,901,169)	(10,357,517)	0	0	0	0	0	0	0
Amount of Debt Subject to Limit	39,346,012	37,751,168	37,499,010	10,471,347	10,677,450	11,260,363	11,791,647	12,668,988	13,154,917	13,723,981
Overall Debt Margin	\$ (0)	\$ (0)	\$ 0	\$ 26,788,655	\$ 27,779,276	\$ 27,479,544	\$ 26,577,632	\$ 25,950,289	\$ 23,783,146	\$ 22,248,919
Legal Debt Margin as a Percentage of Debt Limit	0.00%	0.00%	0.00%	71.90%	72.24%	70.93%	69.27%	67.20%	64.39%	61.85%
Unvoted Legal Debt Limit - 10% of Assessed Value (1)	\$ 43,717,8	\$ 41,945,7	\$ 41,665,6	\$ 41,400,0	\$ 42,729,7	\$ 43,044,3	\$ 42,632,5	\$ 42,910,3	\$ 41,042,3	\$ 39,969,9
Amount of Debt Subject to Limit	0	0	0	0	0	0	0	0	0	0
Unvoted Debt Margin	\$ 43,717,8	\$ 41,945,7	\$ 41,665,6	\$ 41,400,0	\$ 42,729,7	\$ 43,044,3	\$ 42,632,5	\$ 42,910,3	\$ 41,042,3	\$ 39,969,9
Unvoted Legal Debt Margin as a Percentage of the Unvoted Debt Limitation	100.00%	100.00%	100.00%	100.00%	100.00%	100.00%	100.00%	100.00%	100.00%	100.00%

**Source:** Portage County Auditor's Office and School District Financial Records

- (1) Ohio Bond Law sets a limit of 9% for overall debt and 1/10 of 1% for unvoted debt.
- (2) Effective fiscal year 2012, the change due to HB530 was implemented using assessed valuation utilized in the legal debt margin calculation to exclude tangible personal property as well as railroad and telephone tangible property.
- (3) Ohio Revised Code Section 133.06 (1) permits school districts to incur net indebtedness in excess of the 9% limitation when necessary to raise the school district's portion of certain project costs when participating in an Ohio Facilities Construction Commission project. As a result, any portion of the 2014 School Improvement Bonds in excess of the 9% limitations is exempted from that limitation.

**Streetsboro City School District**  
**Portage County, Ohio**  
*Demographic and Economic Statistics*  
*Last Ten Years*

Year	Population (1)	Income Per Capita (1)	Personal Income (2)	Unemployment Rate (3)
2015 (4)	16,312	\$ 28,058	\$ 457,682,096	4.7%
2014	16,238	28,052	455,508,376	5.0%
2013	16,130	28,386	457,866,180	5.9%
2012	16,098	28,168	453,448,464	7.0%
2011	16,050	28,168	452,096,400	8.6%
2010	16,028	27,490	440,609,720	8.0%
2009	14,488	27,490	398,275,120	10.8%
2008	14,270	25,645	365,954,150	6.2%
2007	14,185	24,137	342,383,345	5.3%
2006	14,552	24,614	358,182,928	5.1%

**Source:** (1) Estimate obtained from the United States Census Bureau website.  
(2) City of Streetsboro website  
(3) U.S. Department of Labor  
(4) Most recent information available

**Streetsboro City School District**  
**Portage County, Ohio**  
*Principal Employers*  
*2015 and 2007*

Employer	2015			2007		
	Number of Employees	Rank	Percentage of Total City Employment	Number of Employees	Rank	Percentage of Total City Employment
Step 2 Company LLC	656	1	5.31%	459	1	2.06%
Automated Packaging Systems, Inc.	399	2	3.23%	335	2	1.50%
Delta Systems	256	3	2.07%	300	3	1.34%
Streetsboro Board of Education	238	4	1.93%	294	4	1.32%
Soft Lite LLC	187	5	1.51%	253	5	1.13%
FCA US LLC	180	6	1.46%	236	6	1.06%
Viking Forge	175	7	1.42%	215	7	0.96%
L'Oreal USA S/D Inc.	171	8	1.38%	209	8	0.94%
Micro Poise Measurement System	170	9	1.38%	195	9	0.87%
Guyan International	157	10	1.27%	150	10	0.67%
Total	2,589		20.96%	2,646		11.85%
Total Employment within the School District	12,353 (1)			22,310		

(1) Equals prior year totals (this represents the latest information available)

Source: Regional Income Tax Agency

**Streetsboro City School District**  
**Portage County, Ohio**  
*School District Employees by Function/Program*  
*Last Ten Fiscal Years*

Function	2016	2015	2014	2013	2012	2011	2010	2009	2008	2007
<b>Regular Instruction</b>										
Elementary Classroom Teachers	60.00	57.00	60.00	62.00	63.00	62.00	73.00	64.00	59.40	66.00
Middle School Classroom Teachers	22.00	22.00	22.00	22.00	24.00	22.00	26.00	23.00	22.00	27.00
High School Classroom Teachers	32.00	31.00	32.00	30.00	31.00	35.00	40.00	40.50	39.00	45.00
<b>Special Instruction</b>										
Academically Gifted	1.00	1.00	1.00	1.00	1.00	1.00	1.50	1.50	1.00	1.50
Handicapped	17.00	16.00	16.00	17.00	18.00	19.00	16.00	20.00	21.00	18.00
<b>Pupil Support Services</b>										
Direction of Support Services	1.00	1.00	1.00	1.00	1.00	0.50	1.00	1.00	1.00	1.00
Guidance Counselors	3.00	3.00	3.00	3.00	3.00	3.00	3.00	3.00	3.00	3.00
Health	0.00	0.00	1.50	1.50	1.50	1.50	1.50	1.50	1.50	1.50
Psychologists	2.00	2.00	2.00	2.00	2.00	2.00	2.00	2.00	2.00	2.00
Speech Pathology	1.00	1.00	1.00	1.00	1.00	1.00	1.00	1.00	1.00	1.00
Attendance and Social Work	1.00	1.00	1.00	1.00	1.00	1.00	1.00	1.00	1.00	1.00
Other	5.00	6.00	8.00	8.00	8.00	9.00	28.00	31.00	30.00	30.00
<b>Instructional Support Services</b>										
Improvement	28.00	28.00	26.00	27.00	22.00	16.00	19.00	21.00	23.00	17.00
Educational Media	5.00	5.00	5.00	5.00	4.00	4.00	7.00	10.00	9.00	6.00
<b>Administration and Support Services</b>										
Office of the Superintendent	5.00	5.00	5.00	5.00	5.00	5.00	5.00	5.00	5.00	5.00
Educational Services	1.00	1.00	1.00	1.00	1.00	0.50	1.00	1.00	1.00	1.00
Office of the Principal	16.50	16.50	16.50	16.50	15.00	15.00	13.50	12.00	13.00	13.50
<b>Fiscal Support Services</b>										
Office of the Treasurer	4.00	4.00	4.00	4.00	4.00	4.00	4.00	4.00	4.00	4.00
<b>Business Support Services</b>										
Service Area	0.00	0.00	0.00	0.00	0.00	0.00	0.00	1.00	2.00	2.00
<b>Operation and Maintenance of Plant Services</b>										
Service Area	15.50	16.50	15.50	16.00	16.00	16.00	18.00	23.50	22.30	20.00
<b>Pupil Transportation</b>										
Vehicle Operation	24.00	23.00	21.00	23.00	23.00	23.00	23.00	26.00	25.00	23.50
Bus Aides										
Vehicle Servicing	2.00	2.00	2.00	2.00	2.00	2.00	2.00	2.00	2.00	2.00
<b>Food Service Program</b>										
Food Purchasing	16.50	16.50	16.00	16.00	18.00	18.00	23.00	16.50	16.20	18.00
<b>Community Service</b>										
Custody and Care of Children	5.00	5.00	6.00	6.00	6.00	5.00	5.00	5.00	5.00	4.50
Director of Athletics	0.50	0.50	0.50	0.50	1.00	1.00	1.00	1.00	0.00	0.00
<b>Totals</b>	<u>268.00</u>	<u>264.00</u>	<u>267.00</u>	<u>271.50</u>	<u>271.50</u>	<u>266.50</u>	<u>315.50</u>	<u>317.50</u>	<u>309.40</u>	<u>313.50</u>

**Method:** Assigned 1.0 full-time equivalent for each full-time employee and .50 for each part-time and seasonal employee.

**Source:** School District records.

**Streetsboro City School District**  
**Portage County, Ohio**  
*Operating Statistics*  
*Last Ten Fiscal Years*

Fiscal Year	Expenses	Enrollment	Cost Per Pupil	Percentage Change	Teaching Staff	Pupil/ Teacher Ratio
2016	\$ 27,593,040	2,182	\$ 12,646	3.99%	145	15.0
2015	26,485,760	2,178	12,161	-1.22%	141	15.4
2014	26,050,383	2,116	12,311	11.83%	141	15.0
2013	23,867,930	2,168	11,009	-3.33%	135	16.1
2012	24,268,038	2,131	11,388	3.80%	140	15.2
2011	22,984,360	2,095	10,971	-0.75%	142	14.8
2010	24,483,394	2,215	11,053	0.18%	160	13.8
2009	24,461,066	2,217	11,033	0.99%	158	14.0
2008	23,751,675	2,174	10,925	1.14%	150	14.5
2007	22,910,374	2,121	10,802	0.46%	148	14.3
2006	22,978,105	2,137	10,753	7.54%	124	17.2

**Source:** School District Records

**Streetsboro City School District**

Building Statistics by Function/Program  
Last Ten Fiscal Years

	2016	2015	2014	2013	2012	2011	2010	2009	2008	2007
<b>Campus Intermediate Elementary School</b>										
Constructed in 1968										
Total Building Square Footage	53,644	53,644	53,644	53,644	53,644	53,644	53,644	53,644	53,644	53,644
Enrollment	355	283	307	319	329	355	316	316	326	296
<b>Henry Defer Intermediate Elementary School</b>										
Constructed in 2002										
Total Building Square Footage	52,052	52,052	52,052	52,052	52,052	52,052	52,052	52,052	52,052	52,052
Enrollment	472	488	512	518	480	451	506	506	487	468
<b>Wait Primary Elementary School</b>										
Constructed in 1961										
Total Building Square Footage	46,827	46,827	46,827	46,827	46,827	46,827	46,827	46,827	46,827	46,827
Enrollment	351	407	431	362	371	327	371	371	330	319
<b>Streetsboro Middle School</b>										
Constructed in 1968										
Total Building Square Footage	62,266	62,266	62,266	62,266	62,266	62,266	62,266	62,266	62,266	62,266
Enrollment	376	350	312	314	315	325	313	313	346	363
<b>Streetsboro High School</b>										
Constructed in 1958										
Total Building Square Footage	96,335	96,335	96,335	96,335	96,335	96,335	96,335	96,335	96,335	96,335
Enrollment	628	650	588	655	636	637	711	711	685	675

Source: School District Records

**Streetsboro City School District**  
**Portage County, Ohio**  
*Teachers by Education Level*  
*Last Ten Fiscal Years*

---



---

Degree	2016	2015	2014	2013	2012	2011	2010	2009	2008	2007
Bachelor's Degree	100.00%	100.00%	100.00%	100.00%	100.00%	100.00%	100.00%	100.00%	100.00%	100.00%
Master's Degree	73.00%	66.00%	60.40%	62.70%	73.60%	60.25%	21.50%	21.50%	24.90%	27.70%

**Source:** Ohio Department of Education Local Report Cards, School District Records.



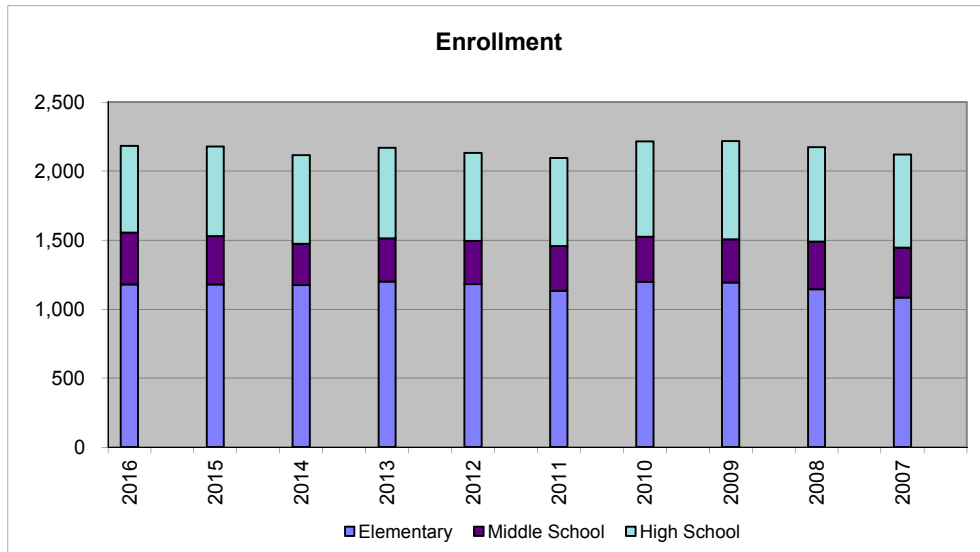
**Streetsboro City School District**  
**Portage County, Ohio**  
*Teachers' Salaries*  
*Last Ten Fiscal Years*

Fiscal Year	Streetsboro City School District	Statewide Districts
2016	\$ 60,780	N/A
2015	60,369	56,748
2014	59,614	58,178
2013	55,677	58,119
2012	55,114	57,904
2011	55,537	56,995
2010	53,085	55,958
2009	53,085	55,583
2008	51,728	54,209
2007	51,475	52,623

**Source:** Ohio Department of Education

**Streetsboro City School District**  
**Portage County, Ohio**  
*Enrollment Statistics*  
*Last Ten Fiscal Years*

Year	Elementary Schools	Streetsboro Middle School	Streetsboro High School	Total
2016	1,178	376	628	2,182
2015	1,178	350	650	2,178
2014	1,175	298	643	2,116
2013	1,199	314	655	2,168
2012	1,180	315	636	2,131
2011	1,133	325	637	2,095
2010	1,198	325	692	2,215
2009	1,193	313	711	2,217
2008	1,143	346	685	2,174
2007	1,083	363	675	2,121



**Source:** Ohio Department of Education Local Report Cards

**Streetsboro City School District**  
**Portage County, Ohio**  
*Average Number of Students per Teacher*  
*Last Ten Fiscal Years*

Year	School District Average	State Average (1)
2016	15.00	18.50
2015	15.04	18.50
2014	15.00	18.50
2013	16.06	18.47
2012	15.22	18.47
2011	14.75	18.47
2010	13.84	18.47
2009	14.03	18.47
2008	14.49	18.50
2007	14.33	19.50
2006	17.23	18.60

**Note:**

(1) Statewide average for 2014-2016 school years not available, therefore, the most recent information was used.

**Source:** Ohio Department of Education, EMIS Reports

**Streetsboro City School District**  
**Portage County, Ohio**  
*Attendance and Graduation Rates*  
*Last Ten Fiscal Years*

Year	School District Attendance Rate	State Average Attendance Rate	School District Graduation Rate	State Average Graduation Rate
2016	95.00%	94.10%	83.60%	83.00%
2015	95.00%	94.30%	92.10%	N/A
2014	95.00%	94.30%	92.10%	N/A
2013	95.60%	94.20%	92.30%	82.20%
2012	95.70%	94.50%	91.20%	81.30%
2011	95.60%	95.30%	97.10%	84.30%
2010	94.90%	94.30%	96.30%	83.00%
2009	94.80%	94.30%	99.20%	84.60%
2008	94.60%	94.20%	94.30%	86.90%
2007	95.00%	94.10%	96.30%	86.10%
2006	95.60%	94.10%	98.50%	86.20%

**Source:** Ohio Department of Education Local Report Cards

**Streetsboro City School District**  
**Portage County, Ohio**  
*Academic Performance Data*  
*Last Ten School Years*

SCHOOL YEAR	PERFORMANCE INDEX	RANKING (1)
<b>OVERALL SCHOOL DISTRICT</b>		
2006-2007	96.3%	Effective
2007-2008	94.7%	Effective
2008-2009	97.5%	Effective
2009-2010	96.8%	Effective
2010-2011	97.3%	Effective
2011-2012	99.5%	Excellent
2012-2013	82.1%	No longer assigned
2013-2014	82.1%	No longer assigned
2014-2015	82.1%	No longer assigned
2015-2016	84.4%	No longer assigned
<b>STREETSBORO HIGH SCHOOL</b>		
2006-2007	97.9%	Excellent
2007-2008	96.9%	Excellent
2008-2009	100.8%	Excellent
2009-2010	95.8%	Effective
2010-2011	96.2%	Effective
2011-2012	103.8%	Excellent
2012-2013	84.3%	No longer assigned
2013-2014	84.7%	No longer assigned
2014-2015	84.7%	No longer assigned
2015-2016	75.3%	No longer assigned
<b>STREETSBORO MIDDLE SCHOOL</b>		
2006-2007	93.1%	Effective
2007-2008	92.1%	Effective
2008-2009	92.2%	Effective
2009-2010	95.7%	Effective
2010-2011	97.6%	Effective
2011-2012	99.1%	Excellent with Distinction
2012-2013	82.7%	No longer assigned
2013-2014	82.0%	No longer assigned
2014-2015	82.0%	No longer assigned
2015-2016	80.7%	No longer assigned
<b>HENRY DEFER INTERMEDIATE ELEMENTARY SCHOOL</b>		
2006-2007	96.1%	Effective
2007-2008	92.8%	Effective
2008-2009	97.5%	Effective
2009-2010	97.1%	Effective
2010-2011	97.6%	Effective
2011-2012	95.7%	Effective
2012-2013	78.9%	No longer assigned
2013-2014	79.0%	No longer assigned
2014-2015	79.0%	No longer assigned
2015-2016	91.0%	No longer assigned
<b>CAMPUS INTERMEDIATE &amp; WAIT PRIMARY SCHOOL</b>		
2006-2007	106.0%	Excellent
2007-2008	106.3%	Excellent
2008-2009	104.9%	Excellent
2009-2010	102.0%	Excellent
2010-2011	98.4%	Excellent
2011-2012	103.0%	Excellent
2012-2013	85.9%	No longer assigned
2013-2014	87.7%	No longer assigned
2014-2015	87.7%	No longer assigned
2015-2016	81.4%	No longer assigned

**Notes:**

(1) Beginning in the 2012-2013 school year, rankings are no longer assigned

Source: Ohio Department of Education Local Report Cards

**Streetsboro City School District**  
**Portage County, Ohio**  
*ODE Similarity Ranking*  
*Last Ten Fiscal Years*

<b>Ranking</b>	<b>Fiscal Year 2015-2016</b>	<b>Fiscal Year 2014-2015</b>	<b>Fiscal Year 2013-2014</b>	<b>Fiscal Year 2012-2013</b>	<b>Fiscal Year 2011-2012</b>
1	Perkins Local (Erie)	Perkins Local (Erie)	Perkins Local (Erie)	Perkins Local (Erie)	Rossford (Wood)
2	Bowling Green City (Wood)	Bowling Green City (Wood)	Rossford Exempted Village (Wood)	Bowling Green City (Wood)	Perkins (Erie)
3	Maumee City (Lucas)	Maumee City (Lucas)	Maumee City (Lucas)	Rossford Exempted Village (Wood)	Port Clinton (Ottawa)
4	Port Clinton City (Ottawa)	Rossford Exempted Village (Wood)	Bowling Green City (Wood)	Maumee City (Lucas)	Bowling Green (Wood)
5	Howland Local (Trumbull)	Port Clinton City (Ottawa)	Sheffield-Sheffield Lake (Lorain)	Sheffield-Sheffield Lake (Lorain)	Sheffield-Sheffield Lake (Lorain)
6	Clark-Shawnee Local (Clark)	Vandalia-Butler City (Montgomery)	Port Clinton City (Ottawa)	Port Clinton City (Ottawa)	Maumee City (Lucas)
7	Heath City (Licking)	Heath City (Licking)	Monroe Local (Butler)	Heath City (Licking)	Heath (Licking)
8	Vandalia-Butler City (Montgomery)	Howland Local (Trumbull)	Heath City (Licking)	Monroe Local (Butler)	Clark-Shawnee (Clark)
9	Rossford Exempted Village (Wood)	Monroe Local (Butler)	Clark-Shawnee Local (Clark)	Athens City (Athens)	Wickliff (Lake)
10	Athens City (Athens)	Woodridge Local (Summit)	Athens City (Athens)	Howland Local (Trumbull)	Howland (Trumbull)
11	Monroe Local (Butler)	Clark-Shawnee Local (Clark)	Vandalia-Butler City (Montgomery)	Clark-Shawnee Local (Clark)	Athens (Athens)
12	Ontario Local (Richland)	Athens City (Athens)	Howland Local (Trumbull)	Wickliff City (Lake)	Monroe (Butler)
13	Kent City (Portage)	Sheffield-Sheffield Lake (Lorain)	St. Clairsville-Richland City (Belmont)	Woodridge Local (Summit)	Elida (Allen)
14	Boardman Local (Mahoning)	Ontario Local (Richland)	Woodridge Local (Summit)	St. Clairsville-Richland City (Belmont)	Woodridge (Summit)
15	Woodridge Local (Summit)	Kent City (Portage)	Wickliff City (Lake)	Vandalia-Butler City (Montgomery)	Vandalia (Montgomery)
16	Wickliff City (Lake)	Boardman Local (Mahoning)	Ontario Local (Richland)	Ontario Local (Richland)	St. Clairsville-Richland (Belmont)
17	Wooster City (Wayne)	Perry Local (Allen)	Perry Local (Allen)	Benton Carroll Salem Local (Ottawa)	Boardman (Mahoning)
18	St. Clairsville-Richland City (Belmont)	St. Clairsville-Richland City (Belmont)	Kent City (Portage)	Boardman Local (Mahoning)	Orville (Wayne)
19	Orville City (Wayne)	Shawnee Local (Clark)	Shawnee Local (Clark)	Perry Local (Allen)	Springfield (Lucas)
20	Shawnee Local (Clark)	Wickliff City (Lake)	Boardman Local (Mahoning)	Wooster City (Wayne)	Wooster (Wayne)

**Source:** Ohio Department of Education (ODE). The County of the District is noted in parentheses.

**Streetsboro City School District**  
**Portage County, Ohio**  
*ODE Similarity Ranking*  
*Last Ten Fiscal Years*

	Fiscal Year 2010-2011	Fiscal Year 2009-2010	Fiscal Year 2008-2009	Fiscal Year 2007-2008	Fiscal Year 2006-2007
Rossford (Wood)	Rossford (Wood)	Perkins (Erie)	Perkins (Erie)	Perkins (Erie)	Perkins (Erie)
Perkins (Erie)	Sheffield-Sheffield Lake (Lorain)	Rossford (Wood)	Rossford (Wood)	Ontario (Richland)	Rossford (Wood)
Port Clinton (Ottawa)	Bowling Green (Wood)	Heath (Licking)	Heath (Licking)	Clark-Shawnee (Clark)	Ontario (Richland)
Bowling Green (Wood)	Port Clinton (Ottawa)	Bowling Green (Wood)	Bowling Green (Wood)	Howland (Trumbull)	Heath (Licking)
Sheffield-Sheffield Lake (Lorain)	Heath (Licking)	Shawnee (Allen)	Shawnee (Allen)	Perry (Lake)	Sheffield-Sheffield Lake (Lorain)
Heath (Licking)	Perkins (Erie)	Clark-Shawnee (Clark)	Clark-Shawnee (Clark)	Archbold (Fulton)	Benton-Carroll-Salem (Ottawa)
Maumee City (Lucas)	Elida (Allen)	Sheffield-Sheffield Lake (Lorain)	Sheffield-Sheffield Lake (Lorain)	Heath (Licking)	Clark-Shawnee (Clark)
Athens (Athens)	Clark-Shawnee (Clark)	Howland (Trumbull)	Howland (Trumbull)	Benton-Carroll-Salem (Ottawa)	Howland (Trumbull)
Monroe (Butler)	Wooster (Wayne)	Benton-Carroll-Salem (Ottawa)	Benton-Carroll-Salem (Ottawa)	Bowling Green (Wood)	Bath (Allen)
Howland (Trumbull)	Wilmington (Clinton)	Monroe (Butler)	Monroe (Butler)	Wickliffe (Lake)	St. Clairsville-Richland (Belmont)
Woodridge (Summit)	Benton Carroll Salem (Ottawa)	Vandalia-Butler (Montgomery)	Vandalia-Butler (Montgomery)	Shawnee (Allen)	Oregon (Lucas)
Vandalia-Butler (Montgomery)	Oregon (Lucas)	Archbold (Fulton)	Archbold (Fulton)	Monroe (Butler)	New Richmond (Clermont)
Clark-Shawnee (Clark)	Woodridge (Summit)	Ontario (Richland)	Ontario (Richland)	Maumee (Lucas)	Bowling Green (Wood)
Elida (Allen)	Vandalia-Butler (Montgomery)	Maumee (Lucas)	Maumee (Lucas)	Rossford (Wood)	Wilmington (Clinton)
Wilmington (Clinton)	Howland (Trumbull)	Elida (Allen)	Elida (Allen)	St. Clairsville-Richland (Belmont)	Wickliffe (Lake)
Springfield (Lucas)	Lake (Wood)	Port Clinton (Ottawa)	Port Clinton (Ottawa)	Sheffield-Sheffield Lake (Lorain)	Port Clinton (Ottawa)
Talwanda (Butler)	Monroe (Butler)	St. Clairsville-Richland (Belmont)	St. Clairsville-Richland (Belmont)	Elida (Allen)	Belpre (Washington)
Boardman (Mahoning)	Archbold-Area (Fulton)	Oregon (Lucas)	Oregon (Lucas)	Northeastern (Defiance)	Archbold (Fulton)
Benton Carroll Salem (Ottawa)	Athens (Athens)	Woodridge Local (Summit)	Woodridge Local (Summit)	Dover (Tuscarawas)	Shawnee (Allen)
Wooster (Wayne)	Bath (Allen)	Lake (Wood)	Lake (Wood)	Vandalia-Butler (Montgomery)	Vandalia-Butler (Montgomery)

# Streetsboro City School District Portage County, Ohio

*Reports Issued Pursuant to  
Government Auditing Standards  
And Uniform Guidance*

For the Fiscal Year Ended  
June 30, 2016



**Streetsboro City School District**  
**Portage County, Ohio**  
*Table of Contents*  
*For the Fiscal Year Ended June 30, 2016*

	<i>Page</i>
Independent Auditor’s Report on Internal Control over Financial Reporting and on Compliance and Other Matters Based on an Audit of Financial Statements Performed in Accordance with <i>Government Auditing Standards</i> .....	1
Independent Auditor’s Report on Compliance for Each Federal Major Program; Report on Internal Control over Compliance; and Report on the Schedule of Expenditures of Federal Awards Required by the Uniform Guidance .....	3
Schedule of Expenditures of Federal Awards .....	6
Notes to the Schedule of Expenditures of Federal Awards.....	7
Schedule of Findings and Questioned Costs .....	8

December 22, 2016

To Board of Education and Management  
Streetsboro City School District  
Portage County, Ohio  
9000 Kirby Lane  
Streetsboro, OH 44241

**Independent Auditor's Report on Internal Control over Financial Reporting and on Compliance and Other Matters Based on an Audit of Financial Statements Performed in Accordance with *Government Auditing Standards***

We have audited, in accordance with the auditing standards generally accepted in the United States of America and the standards applicable to financial audits contained in *Government Auditing Standards* issued by the Comptroller General of the United States, the financial statements of the governmental activities, each major fund, and the aggregate remaining fund information of Streetsboro City School District, Portage County, Ohio (the "School District") as of and for the year ended June 30, 2016, and the related notes to the financial statements, which collectively comprise the School District's basic financial statements, and have issued our report thereon dated December 22, 2016.

**Internal Control over Financial Reporting**

In planning and performing our audit of the financial statements, we considered the School District's internal control over financial reporting (internal control) to determine the audit procedures that are appropriate in the circumstances for the purpose of expressing our opinions on the financial statements, but not for the purpose of expressing an opinion on the effectiveness of the School District's internal control. Accordingly, we do not express an opinion on the effectiveness of the School District's internal control.

A *deficiency in internal control* exists when the design or operation of a control does not allow management or employees, in the normal course of performing their assigned functions, to prevent, or detect and correct, misstatements on a timely basis. A *material weakness* is a deficiency, or a combination of deficiencies, in internal control, such that there is a reasonable possibility that a material misstatement of the entity's financial statements will not be prevented, or detected and corrected on a timely basis. A *significant deficiency* is a deficiency, or a combination of deficiencies, in internal control that is less severe than a material weakness, yet important enough to merit attention by those charged with governance.

Our consideration of internal control was for the limited purpose described in the first paragraph of this section and was not designed to identify all deficiencies in internal control that might be material weaknesses or significant deficiencies. Given these limitations, during our audit we did not identify any deficiencies in internal control that we consider to be material weaknesses. However, material weaknesses may exist that have not been identified.

### **Compliance and Other Matters**

As part of obtaining reasonable assurance about whether the School District's financial statements are free from material misstatement, we performed tests of its compliance with certain provisions of laws, regulations, contracts, and grant agreements, noncompliance with which could have a direct and material effect on the determination of financial statement amounts. However, providing an opinion on compliance with those provisions was not an objective of our audit, and accordingly, we do not express such an opinion. The results of our tests disclosed no instances of noncompliance or other matters that are required to be reported under *Government Auditing Standards*.

### **Purpose of this Report**

The purpose of this report is solely to describe the scope of our testing of internal control and compliance and the results of that testing, and not to provide an opinion on the effectiveness of the entity's internal control or on compliance. This report is an integral part of an audit performed in accordance with *Government Auditing Standards* in considering the entity's internal control and compliance. Accordingly, this communication is not suitable for any other purpose.

*Rea & Associates, Inc.*  
New Philadelphia, Ohio

December 22, 2016

To Board of Education and Management  
Streetsboro City School District  
Portage County, Ohio  
9000 Kirby Lane  
Streetsboro, OH 44241

**Independent Auditor's Report on Compliance for Each Major Federal Program;  
Report on Internal Control over Compliance; and Report on the Schedule of  
Expenditures of Federal Awards Required by the Uniform Guidance**

**Report on Compliance for Each Major Federal Program**

We have audited the Streetsboro City School District's, Portage County, Ohio (the "School District") compliance with the types of compliance requirements described in the *OMB Compliance Supplement* that could have a direct and material effect on each of the School District's major federal programs for the year ended June 30, 2016. The School District's major federal programs are identified in the summary of auditor's results section of the accompanying schedule of findings and questioned costs.

***Management's Responsibility***

Management is responsible for compliance with federal statutes, regulations, and the terms and conditions of its federal awards applicable to its federal programs.

***Auditor's Responsibility***

Our responsibility is to express an opinion on compliance for each of the School District's major federal programs based on our audit of the types of compliance requirements referred to above. We conducted our audit of compliance in accordance with auditing standards generally accepted in the United States of America; the standards applicable to financial audits contained in *Government Auditing Standards*, issued by the Comptroller General of the United States; and the audit requirements of Title 2 U.S. *Code of Federal Regulations Part 200, Uniform Administrative Requirements, Cost Principles, and Audit Requirements for Federal Awards* (Uniform Guidance). Those standards and the Uniform Guidance require that we plan and perform the audit to obtain reasonable assurance about whether noncompliance with the types of compliance requirements referred to above that could have a direct and material effect on a major federal program occurred. An audit includes examining, on a test basis, evidence about the School District's compliance with those requirements and performing such other procedures as we considered necessary in the circumstances.

We believe that our audit provides a reasonable basis for our opinion on compliance for each major federal program. However, our audit does not provide a legal determination of the School District's compliance.

***Opinion on Each Major Federal Program***

In our opinion, the School District complied, in all material respects, with the types of compliance requirements referred to above that could have a direct and material effect on each of its major federal programs for the year ended June 30, 2016.

**Report on Internal Control over Compliance**

Management of the School District is responsible for establishing and maintaining effective internal control over compliance with the types of compliance requirements referred to above. In planning and performing our audit of compliance, we considered the School District's internal control over compliance with the types of requirements that could have a direct and material effect on each major federal program to determine the auditing procedures that are appropriate in the circumstances for the purpose of expressing an opinion on compliance for each major federal program and to test and report on internal control over compliance in accordance with the Uniform Guidance, but not for the purpose of expressing an opinion on the effectiveness of internal control over compliance. Accordingly, we do not express an opinion on the effectiveness of the School District's internal control over compliance.

*A deficiency in internal control over compliance* exists when the design or operation of a control over compliance does not allow management or employees, in the normal course of performing their assigned functions, to prevent, or detect and correct, noncompliance with a type of compliance requirement of a federal program on a timely basis. *A material weakness in internal control over compliance* is a deficiency, or combination of deficiencies, in internal control over compliance, such that there is a reasonable possibility that material noncompliance with a type of compliance requirement of a federal program will not be prevented, or detected and corrected, on a timely basis. *A significant deficiency in internal control over compliance* is a deficiency, or a combination of deficiencies, in internal control over compliance with a type of compliance requirement of a federal program that is less severe than a material weakness in internal control over compliance, yet important enough to merit attention by those charged with governance.

Our consideration of internal control over compliance was for the limited purpose described in the first paragraph of this section and was not designed to identify all deficiencies in internal control over compliance that might be material weaknesses or significant deficiencies. We did not identify any deficiencies in internal control over compliance that we consider to be material weaknesses. However, material weaknesses may exist that have not been identified.

The purpose of this report on internal control over compliance is solely to describe the scope of our testing of internal control over compliance and the results of that testing based on the requirements of the Uniform Guidance. Accordingly, this report is not suitable for any other purpose.

**Report on Schedule of Expenditures of Federal Awards Required by the Uniform Guidance**

We have audited the financial statements of the governmental activities, each major fund, and the aggregate remaining fund information of the School District as of and for the year ended June 30, 2016, and the related notes to the financial statements, which collectively comprise the School District's basic financial statements. We issued our report thereon dated December 22, 2016, which contained unmodified opinions on those financial statements. Our audit was conducted for the purpose of forming opinions on the financial statements that collectively comprise the basic financial statements. The accompanying schedule of expenditures of federal awards is presented for purposes of additional analysis as required by the Uniform Guidance and is not a required part of the basic financial statements. Such information is the responsibility of management and was derived from and relates directly to the underlying accounting and other records used to prepare the basic financial statements. The information has been subjected to the auditing procedures applied in the audit of the financial statements and certain additional procedures, including comparing and reconciling such information directly to the underlying accounting and other records used to prepare the basic financial statements or to the basic financial statements themselves, and other additional procedures in accordance with auditing standards generally accepted in the United States of America. In our opinion, the schedule of expenditure of federal awards is fairly stated in all material respects in relation to the basic financial statements as a whole.

*Rea & Associates, Inc.*

New Philadelphia, Ohio

**Streetsboro City School District**  
**Portage County, Ohio**  
*Schedule of Expenditures of Federal Awards*  
*For the Fiscal Year Ended June 30, 2016*

Federal Grantor/ Pass Through Grantor/ Program Title	CFDA Number	Grant Year	Federal Disbursements	Passed Through to Subrecipients
<b>U. S. Department of Education</b>				
<b>(Passed Through Ohio Department of Education):</b>				
Title I	84.010	2015	\$ 12,924	\$ 0
Title I	84.010	2016	271,147	0
Total Title I			284,071	0
<i>Special Education Cluster</i>				
IDEA-B	84.027	2015	11,422	0
IDEA-B	84.027	2016	434,647	0
Total IDEA-B			446,069	0
Preschool Grants	84.173	2015	1,503	0
Preschool Grants	84.173	2016	4,506	0
Total Preschool Grants			6,009	0
<i>Total Special Education Cluster</i>			452,078	0
Title II-A Improving Teacher Quality	84.367	2015	3,594	0
Title II-A Improving Teacher Quality	84.367	2016	40,766	0
Total Title II-A Improving Teacher Quality			44,360	0
<b>(Passed through Kent State University):</b>				
Title III English Language Acquisition Grant	84.365	2016	1,200	0
Total U.S. Department of Education			781,709	0
<b>U. S. Department of Agriculture</b>				
<b>(Passed Through Ohio Department of Education):</b>				
<i>Child Nutrition Cluster:</i>				
Non-Cash Assistance (Food Distribution):				
Food Distribution Program	10.553	N/A	10,161	0
Food Distribution Program	10.555	N/A	32,640	0
Cash Assistance:				
School Breakfast Program	10.553	N/A	88,656	0
National School Lunch Program	10.555	N/A	284,777	0
<i>Total Child Nutrition Cluster</i>			416,234	0
Total U.S. Department of Agriculture			416,234	0
Total Federal Assistance			\$ 1,197,943.00	\$ 0

See accompanying notes to schedule of expenditures of federal awards.

**Streetsboro City School District**  
**Portage County, Ohio**  
*Notes to the Schedule of Expenditures of Federal Awards*  
*For the Fiscal Year Ended June 30, 2016*

---

**NOTE A – BASIS OF PRESENTATION**

The accompanying Schedule of Expenditures of Federal Awards (the Schedule) includes the federal award activity of the School District under programs of the federal government for the year ended June 30, 2016. The information on this Schedule is prepared in accordance with the requirements of Title 2 U.S. Code of Federal Regulations Part 200, *Uniform Administrative Requirements, Cost Principles, and Audit Requirements for Federal Awards* (Uniform Guidance). Because the Schedule presents only a selected portion of the operations of the Government, it is not intended to and does not present the financial position, changes in net position, or cash flows of the School District.

**NOTE B – SUMMARY OF SIGNIFICANT ACCOUNTING POLICIES**

Expenditures reported on the Schedule are reported on the cash basis of accounting. Such expenditures are recognized following the cost principles contained in Title 2 U.S. Code of Federal Regulations Part 200, *Uniform Administrative Requirements, Cost Principles, and Audit Requirements for Federal Awards*, wherein certain types of expenditures may or may not be allowable or may be limited as to reimbursement. The School District has elected not to use the 10-percent de minimis indirect cost rate as allowed under the Uniform Guidance.

**NOTE D - CHILD NUTRITION CLUSTER**

The School District commingles cash receipts from the U.S. Department of Agriculture with similar State grants. When reporting expenditures on this Schedule, the Government assumes it expends federal monies first.

**NOTE E – FOOD DONATION PROGRAM**

The School District reports commodities consumed on the Schedule at the entitlement value. The School District allocated donated food commodities to the respective programs that benefitted from the use of those donated food commodities.



**Streetsboro City School District**  
**Portage County, Ohio**  
*Schedule of Findings and Questioned Costs*  
*2 CFR Section 200.515*  
*June 30, 2016*

**1. SUMMARY OF AUDITOR'S RESULTS**

(d)(1)(i)	Type of Financial Statement Opinion	Unmodified
(d)(1)(ii)	Were there any material weaknesses in internal control reported at the financial statement level (GAGAS)?	No
(d)(1)(ii)	Were there any significant deficiencies in internal control reported at the financial statement level (GAGAS)?	No
(d)(1)(iii)	Was there any reported material noncompliance at the financial statement level (GAGAS)?	No
(d)(1)(iv)	Were there any material weaknesses in internal control reported for major federal programs?	No
(d)(1)(iv)	Were there any significant deficiencies in internal control reported for major federal programs?	No
(d)(1)(v)	Type of Major Programs' Compliance Opinion	Unmodified
(d)(1)(vi)	Are there any reportable findings under 2 CFR § 200.516(a)?	No
(d)(1)(vii)	Major Programs (list): Special Education Cluster: IDEA-B Preschool Grants	CFDA #84.027 CFDA #84.173
(d)(1)(viii)	Dollar Threshold: Type A\B Programs	Type A: > \$750,000 Type B: All Others
(d)(1)(ix)	Low Risk Auditee under 2 CFR §200.520?	Yes

**2. FINDINGS RELATED TO THE FINANCIAL STATEMENTS  
REQUIRED TO BE REPORTED IN ACCORDANCE WITH GAGAS**

**None noted.**

**3. FINDINGS AND QUESTIONED COSTS FOR FEDERAL AWARDS**

**None noted.**

**This page intentionally left blank.**



# Dave Yost • Auditor of State

**STREETSBORO CITY SCHOOL DISTRICT**

**PORTAGE COUNTY**

## **CLERK'S CERTIFICATION**

**This is a true and correct copy of the report which is required to be filed in the Office of the Auditor of State pursuant to Section 117.26, Revised Code, and which is filed in Columbus, Ohio.**

*Susan Babbitt*

**CLERK OF THE BUREAU**

**CERTIFIED  
MARCH 7, 2017**