



Dave Yost • Auditor of State

**GIRARD CITY SCHOOL DISTRICT
TRUMBULL COUNTY**

TABLE OF CONTENTS

TITLE	PAGE
Independent Auditor's Report	1
Management's Discussion and Analysis.....	5
Basic Financial Statements:	
Government-wide Financial Statements:	
Statement of Net Position	17
Statement of Activities	18
Fund Financial Statements:	
Balance Sheet	
Governmental Funds.....	19
Reconciliation of Total Governmental Fund Balances to Net Position of Governmental Activities.....	20
Statement of Revenues, Expenditures and Changes in Fund Balance Governmental Funds.....	21
Reconciliation of the Statement of Revenues, Expenditures and Changes in Fund Balances of Governmental Funds to the Statement of Activities.....	22
Statement of Revenues, Expenditures and Changes in Fund Balance - Budget (Non-GAAP Basis) and Actual General Fund	23
Statement of Fiduciary Net Position-Fiduciary Funds.....	24
Statement of Changes in Fiduciary Net Position-Fiduciary Funds	25
Notes to the Basic Financial Statements	27
Required Supplementary Information:	
Schedule of the District's Proportionate Share of the Net Pension Liability School Employees Retirement System (SERS) of Ohio	64
State Teachers Retirement System (STRS) of Ohio	65
Schedule of District Contributions	
School Employees Retirement System (SERS) of Ohio	66
State Teachers Retirement System (STRS) of Ohio	68
Notes to Required Supplementary Information.....	70
Schedule of Receipts and Expenditures of Federal Awards (Prepared by Management)	71
Notes to the Schedule of Receipts and Expenditures of Federal Awards (Prepared by Management).....	72

**GIRARD CITY SCHOOL DISTRICT
TRUMBULL COUNTY**

**TABLE OF CONTENTS
(Continued)**

TITLE	PAGE
Independent Auditor's Report on Internal Control Over Financial Reporting and on Compliance and Other Matters Required by <i>Government Auditing Standards</i>	73
Independent Auditor's Report on Compliance with Requirements Applicable The Major Federal Program and on Internal Control Over Compliance Required by The Uniform Guidance.....	75
Schedule of Findings.....	77
Schedule of Prior Audit Findings (Prepared by Management)	79



Dave Yost • Auditor of State

INDEPENDENT AUDITOR'S REPORT

Girard City School District
Trumbull County
100 West Main Street, Suite 2
Girard, Ohio 44420

To the Board of Education:

Report on the Financial Statements

We have audited the accompanying financial statements of the governmental activities, each major fund, and the aggregate remaining fund information of Girard City School District, Trumbull County, Ohio (the District), as of and for the year ended June 30, 2016, and the related notes to the financial statements, which collectively comprise the District's basic financial statements as listed in the table of contents.

Management's Responsibility for the Financial Statements

Management is responsible for preparing and fairly presenting these financial statements in accordance with accounting principles generally accepted in the United States of America; this includes designing, implementing, and maintaining internal control relevant to preparing and fairly presenting financial statements that are free from material misstatement, whether due to fraud or error.

Auditor's Responsibility

Our responsibility is to opine on these financial statements based on our audit. We audited in accordance with auditing standards generally accepted in the United States of America and the financial audit standards in the Comptroller General of the United States' *Government Auditing Standards*. Those standards require us to plan and perform the audit to reasonably assure the financial statements are free from material misstatement.

An audit requires obtaining evidence about financial statement amounts and disclosures. The procedures selected depend on our judgment, including assessing the risks of material financial statement misstatement, whether due to fraud or error. In assessing those risks, we consider internal control relevant to the District's preparation and fair presentation of the financial statements in order to design audit procedures that are appropriate in the circumstances, but not to the extent needed to opine on the effectiveness of the District's internal control. Accordingly, we express no opinion. An audit also includes evaluating the appropriateness of management's accounting policies and the reasonableness of their significant accounting estimates, as well as our evaluation of the overall financial statement presentation.

We believe the audit evidence we obtained is sufficient and appropriate to support our audit opinions.

Opinion

In our opinion, the financial statements referred to above present fairly, in all material respects, the respective financial position of the governmental activities, each major fund, and the aggregate remaining fund information of Girard City School District, Trumbull County, Ohio, as of June 30, 2016, and the respective changes in financial position thereof and the budgetary comparison for the General Fund thereof for the year then ended in accordance with the accounting principles generally accepted in the United States of America.

Emphasis of Matter

As discussed in Note 3 to the financial statements, the District had a prior period adjustment that affected the Governmental Activities beginning net position and General Fund beginning fund balance. We did not modify our opinion regarding this matter.

Other Matters

Required Supplementary Information

Accounting principles generally accepted in the United States of America require this presentation to include *Management's discussion and analysis*, and schedules of net pension liabilities and pension contributions listed in the table of contents, to supplement the basic financial statements. Although this information is not part of the basic financial statements, the Governmental Accounting Standards Board considers it essential for placing the basic financial statements in an appropriate operational, economic, or historical context. We applied certain limited procedures to the required supplementary information in accordance with auditing standards generally accepted in the United States of America, consisting of inquiries of management about the methods of preparing the information and comparing the information for consistency with management's responses to our inquiries, to the basic financial statements, and other knowledge we obtained during our audit of the basic financial statements. We do not opine or provide any assurance on the information because the limited procedures do not provide us with sufficient evidence to opine or provide any other assurance.

Supplementary and Other Information

Our audit was conducted to opine on the District's basic financial statements taken as a whole.

The Schedule of Receipts and Expenditures of Federal Awards presents additional analysis as required by Title 2 U.S. Code of Federal Regulations (CFR) Part 200, Uniform Administrative Requirements, Cost Principles, and Audit Requirements for Federal Awards and is not a required part of the financial statements.

The schedule is management's responsibility, and derives from and relate directly to the underlying accounting and other records used to prepare the basic financial statements. We subjected this schedule to the auditing procedures we applied to the basic financial statements. We also applied certain additional procedures, including comparing and reconciling the schedule directly to the underlying accounting and other records used to prepare the basic financial statements or to the basic financial statements themselves in accordance with auditing standards generally accepted in the United States of America. In our opinion, this schedule is fairly stated in all material respects in relation to the basic financial statements taken as a whole.

Other Reporting Required by Government Auditing Standards

In accordance with *Government Auditing Standards*, we have also issued our report dated January 13, 2017, on our consideration of the District's internal control over financial reporting and our tests of its compliance with certain provisions of laws, regulations, contracts and grant agreements and other matters. That report describes the scope of our internal control testing over financial reporting and compliance, and the results of that testing, and does not opine on internal control over financial reporting or on compliance. That report is an integral part of an audit performed in accordance with *Government Auditing Standards* in considering the District's internal control over financial reporting and compliance.

A handwritten signature in black ink that reads "Dave Yost". The signature is written in a cursive style with a large, looping "Y" and "O".

Dave Yost
Auditor of State
Columbus, Ohio

January 13, 2017

THIS PAGE INTENTIONALLY LEFT BLANK.

**GIRARD CITY SCHOOL DISTRICT
TRUMBULL COUNTY, OHIO**

MANAGEMENT'S DISCUSSION AND ANALYSIS
FOR THE FISCAL YEAR ENDED JUNE 30, 2016
(UNAUDITED)

The management's discussion and analysis of the Girard City School District's (the "District") financial performance provides an overall review of the District's financial activities for the fiscal year ended June 30, 2016. The intent of this discussion and analysis is to look at the District's financial performance as a whole; readers should also review the basic financial statements and the notes to the basic financial statements to enhance their understanding of the District's financial performance.

Financial Highlights

Key financial highlights for fiscal year 2016 are as follows:

- In total, net position of governmental activities increased \$1,847,644 which represents a 22.45% increase from 2015 as restated in Note 3.C.
- General revenues accounted for \$16,613,234 in revenue or 79.18% of all revenues. Program specific revenues in the form of charges for services and sales, grants and contributions accounted for \$4,369,567 or 20.82% of total revenues of \$20,982,801.
- The District had \$19,135,157 in expenses related to governmental activities; only \$4,369,567 of these expenses was offset by program specific charges for services, grants or contributions. General revenues supporting governmental activities (primarily taxes and unrestricted grants and entitlements) of \$16,613,234 were adequate to provide for these programs.
- The District's major governmental funds are the general fund and the bond retirement fund. The general fund had \$17,640,234 in revenues and \$15,727,840 in expenditures and other financing uses. During fiscal 2016, the general fund's fund balance increased \$1,912,394 from a restated balance of \$5,288,522 to \$7,200,916.
- The bond retirement fund had \$990,484 in revenues and \$1,008,039 in expenditures. During fiscal 2016, the bond retirement fund's fund balance decreased \$17,555 from \$324,476 to \$306,921.

Using the Basic Financial Statements (BFS)

This annual report consists of a series of financial statements and notes to those statements. These statements are organized so the reader can understand the District as a financial whole, an entire operating entity. The statements then proceed to provide an increasingly detailed look at specific financial activities.

The *statement of net position* and *statement of activities* provide information about the activities of the whole District, presenting both an aggregate view of the District's finances and a longer-term view of those finances. Fund financial statements provide the next level of detail. For governmental funds, these statements tell how services were financed in the short-term as well as what remains for future spending. The fund financial statements also look at the District's most significant funds with all other nonmajor funds presented in total in one column. In the case of the District, the general and bond retirement funds are by far the most significant funds, and the only governmental funds reported as major funds.

**GIRARD CITY SCHOOL DISTRICT
TRUMBULL COUNTY, OHIO**

MANAGEMENT'S DISCUSSION AND ANALYSIS
FOR THE FISCAL YEAR ENDED JUNE 30, 2016
(UNAUDITED)

Reporting the District as a Whole

Statement of Net Position and the Statement of Activities

While this document contains the large number of funds used by the District to provide programs and activities, the view of the District as a whole looks at all financial transactions and asks the question, "How did we do financially during 2016?" The statement of net position and the statement of activities answer this question. These statements include all assets, deferred outflows, liabilities, deferred inflows, revenues and expenses using the accrual basis of accounting similar to the accounting used by most private-sector companies. This basis of accounting will take into account all of the current year's revenues and expenses regardless of when cash is received or paid.

These two statements report the District's *net position* and changes in net position. This change in net position is important because it tells the reader that, for the District as a whole, the *financial position* of the District has improved or diminished. The causes of this change may be the result of many factors, some financial, some not. Non-financial factors include the District's property tax base, current property tax laws in Ohio restricting revenue growth, facility conditions, required educational programs and other factors.

In the statement of net position and the statement of activities, the governmental activities include the District's programs and services, including instruction, support services, operation and maintenance of plant, pupil transportation, extracurricular activities, and food service operations.

The District's statement of net position and statement of activities can be found on pages 17-18 of this report.

Reporting the District's Most Significant Funds

Fund Financial Statements

The analysis of the District's major governmental funds begins on page 13. Fund financial reports provide detailed information about the District's major funds. The District uses many funds to account for a multitude of financial transactions. However, these fund financial statements focus on the District's most significant funds. The District's major governmental funds are the general fund and the bond retirement fund.

Governmental Funds

All of the District's non-fiduciary activities are reported in governmental funds, which focus on how money flows into and out of those funds and the balances left at year-end available for spending in future periods. These funds are reported using an accounting method called *modified accrual* accounting, which measures cash and all other *financial assets* than can readily be converted to cash. The governmental fund financial statements provide a detailed *short-term* view of the District's general government operations and the basic services it provides. Governmental fund information helps you determine whether there are more or fewer financial resources that can be spent in the near future to finance educational programs. The relationship (or differences) between governmental *activities* (reported in the statement of net position and the statement of activities) and governmental *funds* is reconciled in the basic financial statements. The basic governmental fund financial statements can be found on pages 19-23 of this report.

**GIRARD CITY SCHOOL DISTRICT
TRUMBULL COUNTY, OHIO**

MANAGEMENT'S DISCUSSION AND ANALYSIS
FOR THE FISCAL YEAR ENDED JUNE 30, 2016
(UNAUDITED)

Reporting the District's Fiduciary Responsibilities

The District is the trustee, or fiduciary, for its scholarship programs. This activity is presented as a private-purpose trust fund. The District also acts in a trustee capacity as an agent for individuals. These activities are reported in an agency fund. All of the District's fiduciary activities are reported in separate statements of fiduciary net position and changes in fiduciary net position on pages 24 and 25. These activities are excluded from the District's other financial statements because the assets cannot be utilized by the District to finance its operations.

Notes to the Basic Financial Statements

The notes provide additional information that is essential to a full understanding of the data provided in the government-wide and fund financial statements. These notes to the basic financial statements can be found on pages 27-62 of this report.

Required Supplementary Information

In addition to the basic financial statements and accompanying notes, this report also presents certain required supplementary information concerning the District's net pension liability. The required supplementary information can be found on pages 64 through 70 of this report.

This Section Intentionally Left Blank

**GIRARD CITY SCHOOL DISTRICT
TRUMBULL COUNTY, OHIO**

MANAGEMENT'S DISCUSSION AND ANALYSIS
FOR THE FISCAL YEAR ENDED JUNE 30, 2016
(UNAUDITED)

The District as a Whole

The statement of net position provides the perspective of the District as a whole. The table below provides a summary of the District's net position at June 30, 2016 and June 30, 2015. The net position at June 30, 2015 has been restated as described in Note 3.C.

	Net Position	
	Governmental Activities 2016	Restated Governmental Activities 2015
<u>Assets</u>		
Current and other assets	\$ 18,883,975	\$ 17,075,212
Capital assets, net	<u>29,709,167</u>	<u>30,969,923</u>
Total assets	<u>48,593,142</u>	<u>48,045,135</u>
<u>Deferred Outflows of Resources</u>		
Unamortized deferred charges on debt refunding	57,764	74,671
Pension	<u>2,668,321</u>	<u>1,486,034</u>
Total deferred outflows of resources	<u>2,726,085</u>	<u>1,560,705</u>
<u>Liabilities</u>		
Current liabilities	1,499,470	1,806,922
Long-term liabilities:		
Due within one year	742,799	895,028
Due in more than one year:		
Net pension liability	22,972,499	19,838,113
Other amounts	<u>9,208,303</u>	<u>9,992,603</u>
Total liabilities	<u>34,423,071</u>	<u>32,532,666</u>
<u>Deferred Inflows of Resources</u>		
Property taxes and PILOTs levied for next year	5,378,719	5,253,280
Pensions	<u>1,440,874</u>	<u>3,590,975</u>
Total deferred inflows of resources	<u>6,819,593</u>	<u>8,844,255</u>
<u>Net Position</u>		
Net investment in capital assets	21,596,453	21,948,170
Restricted	3,046,779	2,897,952
Unrestricted (deficit)	<u>(14,566,669)</u>	<u>(16,617,203)</u>
Total net position	<u>\$ 10,076,563</u>	<u>\$ 8,228,919</u>

During a prior year, the District adopted GASB Statement 68, "Accounting and Financial Reporting for Pensions— an Amendment of GASB Statement 27" and GASB Statement 71, "Pension Transition for Contributions Made Subsequent to the Measurement Date – an amendment of GASB Statement No. 68" which significantly revises accounting for pension costs and liabilities. For reasons discussed below, many end users of this financial statement will gain a clearer understanding of the District's actual financial condition by adding deferred inflows related to pension and the net pension liability to the reported net position and subtracting deferred outflows related to pension.

**GIRARD CITY SCHOOL DISTRICT
TRUMBULL COUNTY, OHIO**

MANAGEMENT'S DISCUSSION AND ANALYSIS
FOR THE FISCAL YEAR ENDED JUNE 30, 2016
(UNAUDITED)

Governmental Accounting Standards Board standards are national and apply to all government financial reports prepared in accordance with generally accepted accounting principles. When accounting for pension costs, GASB 27 focused on a funding approach. This approach limited pension costs to contributions annually required by law, which may or may not be sufficient to fully fund each plan's *net pension liability*. GASB 68 takes an earnings approach to pension accounting; however, the nature of Ohio's statewide pension systems and state law governing those systems requires additional explanation in order to properly understand the information presented in these statements.

Under the standards required by GASB 68, the net pension liability equals the District's proportionate share of each plan's collective:

1. Present value of estimated future pension benefits attributable to active and inactive employees' past service
2. Minus plan assets available to pay these benefits

GASB notes that pension obligations, whether funded or unfunded, are part of the "employment exchange" – that is, the employee is trading his or her labor in exchange for wages, benefits, and the promise of a future pension. GASB noted that the unfunded portion of this pension promise is a present obligation of the government, part of a bargained-for benefit to the employee, and should accordingly be reported by the government as a liability since they received the benefit of the exchange. However, the District is not responsible for certain key factors affecting the balance of this liability. In Ohio, the employee shares the obligation of funding pension benefits with the employer. Both employer and employee contribution rates are capped by State statute. A change in these caps requires action of both Houses of the General Assembly and approval of the Governor. Benefit provisions are also determined by State statute. The employee enters the employment exchange with the knowledge that the employer's promise is limited not by contract but by law. The employer enters the exchange also knowing that there is a specific, legal limit to its contribution to the pension system. In Ohio, there is no legal means to enforce the unfunded liability of the pension system *as against the public employer*. State law operates to mitigate/lessen the moral obligation of the public employer to the employee, because all parties enter the employment exchange with notice as to the law. The pension system is responsible for the administration of the plan.

Most long-term liabilities have set repayment schedules or, in the case of compensated absences (i.e. sick and vacation leave), are satisfied through paid time-off or termination payments. There is no repayment schedule for the net pension liability. As explained above, changes in pension benefits, contribution rates, and return on investments affect the balance of the net pension liability, but are outside the control of the local government. In the event that contributions, investment returns, and other changes are insufficient to keep up with required pension payments, State statute does not assign/identify the responsible party for the unfunded portion. Due to the unique nature of how the net pension liability is satisfied, this liability is separately identified within the long-term liability section of the statement of net position.

In accordance with GASB 68, the District's statements prepared on an accrual basis of accounting include an annual pension expense for their proportionate share of each plan's *change* in net pension liability not accounted for as deferred inflows/outflows.

As a result of implementing GASB 68, the District is reporting a net pension liability and deferred inflows/outflows of resources related to pension on the accrual basis of accounting.

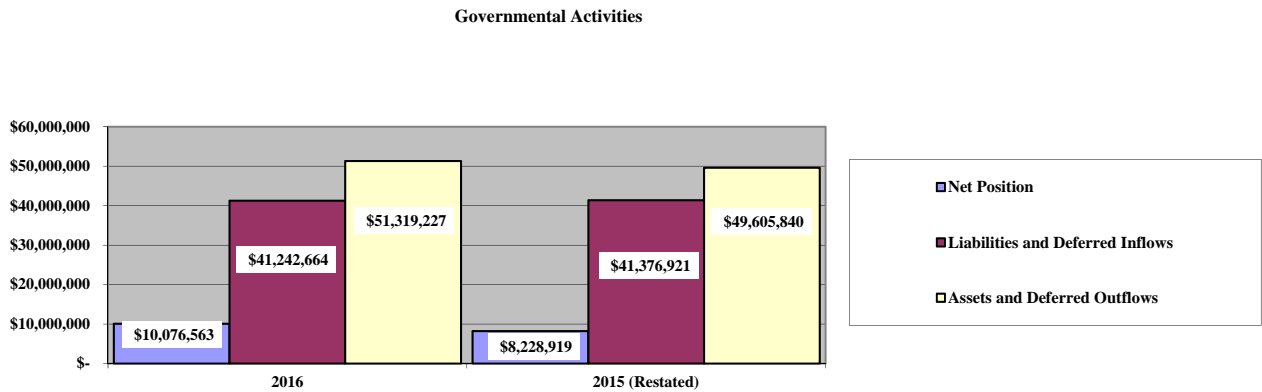
**GIRARD CITY SCHOOL DISTRICT
TRUMBULL COUNTY, OHIO**

**MANAGEMENT'S DISCUSSION AND ANALYSIS
FOR THE FISCAL YEAR ENDED JUNE 30, 2016
(UNAUDITED)**

At year-end, capital assets represented 61.14% of total assets. Capital assets include land, land improvements, buildings and improvements, furniture and equipment and vehicles. The District's investment in capital assets at June 30, 2016, was \$21,596,453. These capital assets are used to provide services to the students and are not available for future spending. Although the District's investment in capital assets is reported net of related debt, it should be noted that the resources to repay the debt must be provided from other sources, since capital assets may not be used to liquidate these liabilities.

A portion of the District's net position, \$3,046,779 represents resources that are subject to external restriction on how they may be used. The remaining balance of unrestricted net position is a deficit of \$14,566,669.

The graph below presents the District's governmental activities assets, deferred outflows, liabilities, deferred inflows and net position at June 30, 2016 and June 30, 2015.



The table below shows the change in net position for fiscal years 2016 and 2015. The net position at June 30, 2015 has been restated as described in Note 3.C.

	Change in Net Position	
	Governmental Activities 2016	Restated Governmental Activities 2015
<u>Revenues</u>		
Program revenues:		
Charges for services and sales	\$ 1,373,693	\$ 1,173,137
Operating grants and contributions	2,995,874	2,879,523
General revenues:		
Property taxes	4,646,330	4,802,651
Payment in lieu of taxes	629,546	629,546
Grants and entitlements	11,161,650	9,644,672
Investment earnings	29,045	22,705
Other	146,663	193,792
Total revenues	20,982,801	19,346,026

-Continued

**GIRARD CITY SCHOOL DISTRICT
TRUMBULL COUNTY, OHIO**

MANAGEMENT'S DISCUSSION AND ANALYSIS
FOR THE FISCAL YEAR ENDED JUNE 30, 2016
(UNAUDITED)

	Change in Net Position (Continued)	
	Governmental Activities 2016	Restated Governmental Activities 2015
<u>Expenses</u>		
Program expenses:		
Instruction:		
Regular	\$ 7,508,772	\$ 7,334,749
Special	2,570,780	2,451,955
Vocational	276,598	316,064
Other	1,101,954	1,028,785
Support services:		
Pupil	786,546	725,769
Instructional staff	84,364	86,957
Board of education	127,424	31,600
Administration	1,638,901	1,616,442
Fiscal	745,509	804,237
Operations and maintenance	1,659,654	1,928,299
Pupil transportation	544,230	510,540
Central	4,000	11,000
Operation of non-instructional services:		
Food service operations	601,515	572,562
Other non-instructional services	219,663	309,868
Extracurricular activities	835,037	800,306
Interest and fiscal charges	430,210	462,007
Total expenses	19,135,157	18,991,140
Special item	-	(830,426)
Change in net position	1,847,644	(475,540)
Net position at beginning of year (restated)	8,228,919	N/A
Net position at end of year	\$ 10,076,563	\$ 8,228,919

Governmental Activities

Net position of the District's governmental activities increased \$1,847,644. Total governmental expenses of \$19,135,157 were offset by program revenues of \$4,369,567 and general revenues of \$16,613,234. Program revenues supported 22.84% of the total governmental expenses.

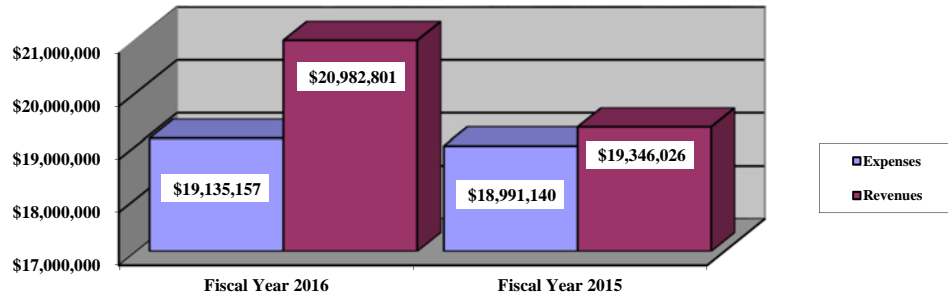
The primary sources of revenue for governmental activities are derived from property taxes and unrestricted grants and entitlements. These two revenue sources represent 75.34% of total governmental revenue. Real estate property is reappraised every six years.

**GIRARD CITY SCHOOL DISTRICT
TRUMBULL COUNTY, OHIO**

MANAGEMENT'S DISCUSSION AND ANALYSIS
FOR THE FISCAL YEAR ENDED JUNE 30, 2016
(UNAUDITED)

The graph below presents the District's governmental activities revenues and expenses for fiscal years 2016 and 2015.

Governmental Activities - Revenues and Expenses



The statement of activities shows the cost of program services and the charges for services and grants offsetting those services. The following table shows, for governmental activities, the total cost of services and the net cost of services for fiscal years 2016 and 2015. That is, it identifies the cost of these services supported by tax revenue and unrestricted State grants and entitlements.

Governmental Activities

	Total Cost of Services 2016	Net Cost of Services 2016	Total Cost of Services 2015	Net Cost of Services 2015
Program expenses				
Instruction:				
Regular	\$ 7,508,772	\$ 6,380,648	\$ 7,334,749	\$ 6,358,272
Special	2,570,780	556,423	2,451,955	545,682
Vocational	276,598	274,029	316,064	307,767
Other	1,101,954	1,101,954	1,028,785	1,028,785
Support services:				
Pupil	786,546	671,689	725,769	700,498
Instructional staff	84,364	74,277	86,957	86,957
Board of education	127,424	127,424	31,600	31,600
Administration	1,638,901	1,638,901	1,616,442	1,487,053
Fiscal	745,509	745,509	804,237	804,237
Operations and maintenance	1,659,654	1,623,154	1,928,299	1,927,159
Pupil transportation	544,230	534,112	510,540	500,135
Central	4,000	4,000	11,000	11,000
Operation of non-instructional services:				
Food service operations	601,515	(78,476)	572,562	(66,345)
Other non-instructional services	219,663	(41,328)	309,868	54,781
Extracurricular activities	835,037	723,064	800,306	698,892
Interest and fiscal charges	430,210	430,210	462,007	462,007
Total expenses	<u>\$ 19,135,157</u>	<u>\$ 14,765,590</u>	<u>\$ 18,991,140</u>	<u>\$ 14,938,480</u>

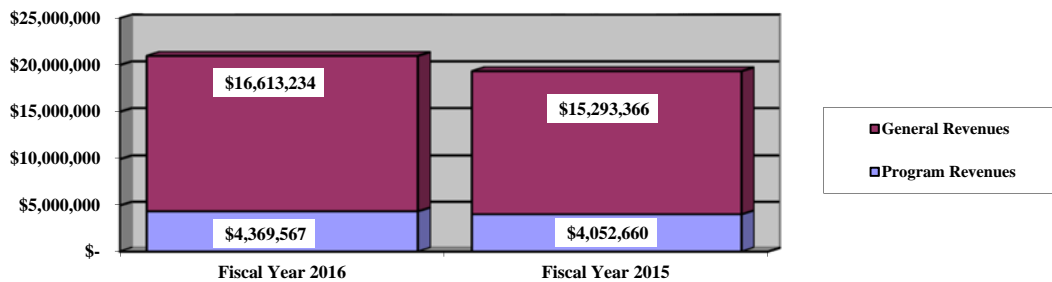
**GIRARD CITY SCHOOL DISTRICT
TRUMBULL COUNTY, OHIO**

MANAGEMENT'S DISCUSSION AND ANALYSIS
FOR THE FISCAL YEAR ENDED JUNE 30, 2016
(UNAUDITED)

The dependence upon tax and other general revenues for governmental activities is apparent as 72.55% of instruction activities are supported through taxes and other general revenues. For all governmental activities, general revenue support is 77.16%. The District's taxpayers and unrestricted grants and entitlements from the State of Ohio are by far the primary support for District's students.

The graph below presents the District's governmental activities revenue for fiscal years 2016 and 2015.

Governmental Activities - General and Program Revenues



The District's Funds

The District's governmental funds (as presented on the balance sheet on page 19) reported a combined fund balance of \$10,855,853, which is more than last year's restated total of \$8,837,345. The schedule below indicates the fund balance and the total change in fund balance as of June 30, 2016 and 2015.

	Fund Balance June 30, 2016	Restated Fund Balance June 30, 2015	Change
General	\$ 7,200,916	\$ 5,288,522	\$ 1,912,394
Bond retirement	306,921	324,476	(17,555)
Other governmental	3,348,016	3,224,347	123,669
Total	\$ 10,855,853	\$ 8,837,345	\$ 2,018,508

**GIRARD CITY SCHOOL DISTRICT
TRUMBULL COUNTY, OHIO**

MANAGEMENT'S DISCUSSION AND ANALYSIS
FOR THE FISCAL YEAR ENDED JUNE 30, 2016
(UNAUDITED)

General Fund

The District's general fund balance increased \$1,912,394. The table that follows assists in illustrating the financial activities and fund balance of the general fund.

	<u>2016 Amount</u>	<u>2015 Amount</u>	<u>Change</u>	<u>Percentage Change</u>
<u>Revenues</u>				
Taxes	\$ 4,269,086	\$ 4,240,070	\$ 29,016	0.68 %
Tuition	1,054,191	890,095	164,096	18.44 %
Earnings on investments	29,829	21,492	8,337	38.79 %
Intergovernmental	12,089,764	10,535,370	1,554,394	14.75 %
Other revenues	<u>197,364</u>	<u>207,603</u>	<u>(10,239)</u>	(4.93) %
Total	<u>\$ 17,640,234</u>	<u>\$ 15,894,630</u>	<u>\$ 1,745,604</u>	10.98 %
<u>Expenditures</u>				
Instruction	\$ 9,573,379	\$ 9,480,912	\$ 92,467	0.98 %
Support services	5,313,327	5,119,881	193,446	3.78 %
Extracurricular activities	498,089	450,612	47,477	10.54 %
Facilities acquisition and construction	-	344,770	(344,770)	(100.00) %
Debt service	<u>315,750</u>	<u>121,000</u>	<u>194,750</u>	160.95 %
Total	<u>\$ 15,700,545</u>	<u>\$ 15,517,175</u>	<u>\$ 183,370</u>	1.18 %

Other revenues decreased due to decreases in revenue from local sources. Intergovernmental revenues increased due to a rise in funding from the state of Ohio related to the Opportunity Grant Support and Capacity Aid. The increase in earnings on investments can be attributed to the higher interest rates for fiscal year 2016. Tuition increased due to an increase in open enrollment. Facilities acquisition and construction decreased from fiscal year 2015 due to a decrease in construction projects during the year. Debt service increased due to an increase in principal payments to pay off the capital leases early in fiscal year 2016. All other expenditure items remained consistent with the prior year.

Bond Retirement Fund

The bond retirement fund had \$990,484 in revenues and \$1,008,039 in expenditures. During fiscal year 2016, the bond retirement fund's fund balance decreased \$17,555 from \$324,476 to \$306,921.

General Fund Budgeting Highlights

The District's budget is prepared according to Ohio law and is based on accounting for certain transactions on a basis of cash receipts, disbursements and encumbrances. The most significant budgeted fund is the general fund.

During the course of fiscal year 2016, the District amended its general fund budget numerous times. For the general fund, final budgeted revenues and other financing sources were \$17,204,981, which is more than the original budgeted revenues and other financing sources estimate of \$15,398,839. The financial budgeted revenues increased in the expected collection amounts from state foundation, tuition due to open enrollment and in refund of prior year expenditures due to reimbursements received for Medicaid which were not originally budgeted. The final budgeted revenues increased due to an increase in tuition, rental income revenues and state funded grants. Actual revenues and other financing sources for fiscal 2016 were \$17,258,081. This represents a \$53,100 increase from final budgeted revenues. The final budgeted revenues increased due to an increase in tuition, rental income revenues and state grants.

**GIRARD CITY SCHOOL DISTRICT
TRUMBULL COUNTY, OHIO**

MANAGEMENT'S DISCUSSION AND ANALYSIS
FOR THE FISCAL YEAR ENDED JUNE 30, 2016
(UNAUDITED)

General fund original appropriations and other financing uses were \$13,526,189. Final appropriations and other financing uses were increased to \$16,149,476. This was a result of increases in regular, special and administration expenditures due to larger than expected salaries and benefits. Actual budget basis expenditures and other financing uses for fiscal year 2016 totaled \$16,123,690. This represents a \$25,786 decrease from final appropriations.

Capital Assets and Debt Administration

Capital Assets

At the end of fiscal 2016, the District had \$29,709,167 invested in land, land improvements, buildings and improvements, furniture and equipment, and vehicles. This entire amount is reported in governmental activities. The following table shows June 30, 2016 balances compared to June 30, 2015:

**Capital Assets at June 30
(Net of Depreciation)**

	Governmental Activities	
	2016	2015
Land	\$ 644,177	\$ 644,177
Land improvements	3,276,488	3,509,643
Building and improvements	25,239,113	26,297,001
Furniture and equipment	279,416	351,448
Vehicles	269,973	167,654
Total	\$ 29,709,167	\$ 30,969,923

See Note 8 to the basic financial statements for additional information on the District's capital assets.

Debt Administration

At June 30, 2016 the District had \$8,876,178 in general obligation bonds outstanding. Of this total, \$620,000 is due within one year and \$8,256,178 is due in more than one year. The following table summarizes the bonds outstanding:

Outstanding Debt, at Year End

	Governmental Activities 2016	Governmental Activities 2015
General obligation bonds:		
School Improvement Refunding Bonds	1,530,000	1,860,000
Classroom facilities and school improvement bonds	7,346,178	7,567,332
Total	\$ 8,876,178	\$ 9,427,332

At June 30, 2016, the District's overall legal debt margin was \$3,429,034 with an unvoted debt margin of \$130,857.

See Note 10 to the basic financial statements for additional information on the District's debt administration.

**GIRARD CITY SCHOOL DISTRICT
TRUMBULL COUNTY, OHIO**

MANAGEMENT'S DISCUSSION AND ANALYSIS
FOR THE FISCAL YEAR ENDED JUNE 30, 2016
(UNAUDITED)

Current Related Financial Activities

The Girard City School District has maintained the highest standards of service to our students, parents and community. Our school system is constantly presented with challenges and opportunities. National, state and local events economically affect the District and the surrounding area. The District continues to review and analyze the key factors which impact the District's financial condition.

The District has carefully managed its general fund budgets in order to optimize the dollars available for educating our students, and to minimize the millage amounts needed periodically from the overtaxed community.

The District's five-year projections indicate that the natural budget cycle needs will require management to continually look for ways to manage costs in a rising environment. With fiscal prudence the recent fiscal year budgets have been carefully managed in order to minimize the increased costs.

Unstable enrollments caused by alternative educational sources, which do not have the same requirements, deprive the District of needed funds. Open enrollment, community schools, ECOT, and other drains on the dollars available for school operations must be monitored by management of the District.

The District has committed itself to educational excellence for many years. The District is committed to living within its financial means, and working with the community it serves to obtain resources to support the best educational program possible now and into the future.

Contacting the District's Financial Management

This financial report is designed to provide our citizens, taxpayers and investors and creditors with a general overview of the District's finances and to show the District's accountability for the money it receives. If you have questions about this report or need additional financial information contact Mr. Mark Bello, CFO/Treasurer, Girard City School District, 100 W. Main St., Suite #2, Girard, Ohio 44420.

**GIRARD CITY SCHOOL DISTRICT
TRUMBULL COUNTY, OHIO**

STATEMENT OF NET POSITION
JUNE 30, 2016

	Governmental Activities
Assets:	
Equity in pooled cash and investments.	\$ 12,079,671
Cash and cash equivalents with escrow agent . . .	221,538
Receivables:	
Property taxes	5,706,462
Payment in lieu of taxes	629,546
Accounts.	6,134
Accrued interest	703
Intergovernmental	226,245
Prepayments	3,963
Materials and supplies inventory.	2,791
Inventory held for resale.	6,922
Capital assets:	
Nondepreciable capital assets	644,177
Depreciable capital assets, net.	29,064,990
Capital assets, net	29,709,167
 Total assets.	 48,593,142
 Deferred outflows of resources:	
Unamortized deferred charges on debt refunding	57,764
Pension - STRS	2,224,517
Pension - SERS	443,804
Total deferred outflows of resources	2,726,085
 Liabilities:	
Accounts payable.	48,456
Accrued wages and benefits payable	1,089,077
Intergovernmental payable	61,848
Pension and postemployment benefits payable. . .	269,028
Accrued interest payable	31,061
Long-term liabilities:	
Due within one year.	742,799
Due in more than one year:	
Net pension liability.	22,972,499
Other amounts due in more than one year . .	9,208,303
Total liabilities	34,423,071
 Deferred inflows of resources:	
Property taxes levied for the next fiscal year. . . .	4,749,173
Payment in lieu of taxes levied for the next fiscal year	629,546
Pension - STRS.	1,317,765
Pension - SERS.	123,109
Total deferred inflows of resources	6,819,593
 Net position:	
Net investment in capital assets	21,596,453
Restricted for:	
Capital projects	1,683,576
Classroom facilities maintenance	653,206
Debt service.	226,430
State funded programs.	83,525
Student activities	161,857
Other purposes	238,185
Unrestricted (deficit)	(14,566,669)
Total net position.	\$ 10,076,563

SEE ACCOMPANYING NOTES TO THE BASIC FINANCIAL STATEMENTS

**GIRARD CITY SCHOOL DISTRICT
TRUMBULL COUNTY, OHIO**

STATEMENT OF ACTIVITIES
FOR THE FISCAL YEAR ENDED JUNE 30, 2016

	Expenses	Program Revenues		Net (Expense)
		Charges for Services and Sales	Operating Grants and Contributions	Revenue and Changes in Net Position Governmental Activities
Governmental activities:				
Instruction:				
Regular	\$ 7,508,772	\$ 1,054,191	\$ 73,933	\$ (6,380,648)
Special	2,570,780	-	2,014,357	(556,423)
Vocational	276,598	392	2,177	(274,029)
Other	1,101,954	-	-	(1,101,954)
Support services:				
Pupil	786,546	-	114,857	(671,689)
Instructional staff	84,364	-	10,087	(74,277)
Board of education	127,424	-	-	(127,424)
Administration	1,638,901	-	-	(1,638,901)
Fiscal	745,509	-	-	(745,509)
Operations and maintenance	1,659,654	36,500	-	(1,623,154)
Pupil transportation	544,230	10,118	-	(534,112)
Central	4,000	-	-	(4,000)
Operation of non-instructional services:				
Other non-instructional services	219,663	-	260,991	41,328
Food service operations	601,515	169,229	510,762	78,476
Extracurricular activities	835,037	103,263	8,710	(723,064)
Interest and fiscal charges	430,210	-	-	(430,210)
Total governmental activities	<u>\$ 19,135,157</u>	<u>\$ 1,373,693</u>	<u>\$ 2,995,874</u>	<u>(14,765,590)</u>
General revenues:				
Property taxes levied for:				
General purposes				3,642,439
Debt service				841,284
Capital outlay				85,835
Special revenue				76,772
Payments in lieu of taxes				629,546
Grants and entitlements not restricted to specific programs				
Investment earnings				11,161,650
Miscellaneous				29,045
				<u>146,663</u>
Total general revenues				<u>16,613,234</u>
Change in net position				1,847,644
Net position at beginning of year (restated)				<u>8,228,919</u>
Net position at end of year				<u>\$ 10,076,563</u>

SEE ACCOMPANYING NOTES TO THE BASIC FINANCIAL STATEMENTS

**GIRARD CITY SCHOOL DISTRICT
TRUMBULL COUNTY, OHIO**

BALANCE SHEET
GOVERNMENTAL FUNDS
JUNE 30, 2016

	General	Bond Retirement	Nonmajor Governmental Funds	Total Governmental Funds
Assets:				
Equity in pooled cash and investments	\$ 8,335,874	\$ 304,518	\$ 3,439,279	\$ 12,079,671
Cash and cash equivalents with escrow agent	221,538	-	-	221,538
Receivables:				
Property taxes	4,452,232	1,051,354	202,876	5,706,462
Payment in lieu of taxes	629,546	-	-	629,546
Accounts	6,046	-	88	6,134
Accrued interest	703	-	-	703
Intergovernmental	74,993	-	151,252	226,245
Prepayments	3,963	-	-	3,963
Materials and supplies inventory	-	-	2,791	2,791
Inventory held for resale	-	-	6,922	6,922
Total assets	<u>\$ 13,724,895</u>	<u>\$ 1,355,872</u>	<u>\$ 3,803,208</u>	<u>\$ 18,883,975</u>
Liabilities:				
Accounts payable	\$ 46,978	\$ -	\$ 1,478	\$ 48,456
Accrued wages and benefits payable	1,012,741	-	76,336	1,089,077
Compensated absences payable	9,887	-	-	9,887
Intergovernmental payable	60,935	-	913	61,848
Pension and postemployment benefits payable	246,227	-	22,801	269,028
Total liabilities	<u>1,376,768</u>	<u>-</u>	<u>101,528</u>	<u>1,478,296</u>
Deferred inflows of resources:				
Property taxes levied for the next fiscal year	3,705,347	874,984	168,842	4,749,173
Payment in lieu of taxes levied for the next fiscal year	629,546	-	-	629,546
Delinquent property tax revenue not available	736,707	173,967	33,570	944,244
Intergovernmental revenue not available	74,908	-	151,252	226,160
Accrued interest not available	703	-	-	703
Total deferred inflows of resources	<u>5,147,211</u>	<u>1,048,951</u>	<u>353,664</u>	<u>6,549,826</u>
Fund balances:				
Nonspendable:				
Materials and supplies inventory	-	-	2,791	2,791
Prepays	3,963	-	-	3,963
Restricted:				
Debt service	-	306,921	-	306,921
Capital improvements	-	-	2,346,672	2,346,672
Classroom facilities maintenance	-	-	648,952	648,952
Food service operations	-	-	157,436	157,436
Non-public schools	-	-	85,544	85,544
Extracurricular	-	-	161,857	161,857
Assigned:				
Student instruction	169,197	-	-	169,197
Student and staff support	456,910	-	-	456,910
Extracurricular activities	148	-	-	148
Facilities acquisition and construction	107,875	-	-	107,875
School supplies	14,689	-	-	14,689
Unassigned (deficit)	6,448,134	-	(55,236)	6,392,898
Total fund balances	<u>7,200,916</u>	<u>306,921</u>	<u>3,348,016</u>	<u>10,855,853</u>
Total liabilities, deferred inflows and fund balances	<u>\$ 13,724,895</u>	<u>\$ 1,355,872</u>	<u>\$ 3,803,208</u>	<u>\$ 18,883,975</u>

SEE ACCOMPANYING NOTES TO THE BASIC FINANCIAL STATEMENTS

**GIRARD CITY SCHOOL DISTRICT
TRUMBULL COUNTY, OHIO**

RECONCILIATION OF TOTAL GOVERNMENTAL FUND BALANCES TO
NET POSITION OF GOVERNMENTAL ACTIVITIES
JUNE 30, 2016

Total governmental fund balances		\$ 10,855,853
<i>Amounts reported for governmental activities on the statement of net position are different because:</i>		
Capital assets used in governmental activities are not financial resources and therefore are not reported in the funds.		29,709,167
Other long-term assets are not available to pay for current-period expenditures and therefore are deferred inflows in the funds.		
Property taxes receivable	\$ 944,244	
Accrued interest receivable	703	
Intergovernmental receivable	226,160	
Total		1,171,107
Unamortized premiums on bonds issued are not recognized in the funds.		(207,893)
Unamortized amounts on refundings are not recognized in the funds.		57,764
Accrued interest payable is not due and payable in the current period and therefore is not reported in the funds.		(31,061)
The net pension liability is not due and payable in the current period; therefore, the liability and related deferred inflows/ outflows are not reported in governmental funds:		
Deferred outflows of resources - pension	2,668,321	
Deferred inflows of resources - pension	(1,440,874)	
Net pension liability	(22,972,499)	
Total		(21,745,052)
Long-term liabilities, including bonds payable, are not due and payable in the current period and therefore are not reported in the funds.		
Refunding bonds	1,530,000	
School improvement bonds	7,346,178	
Compensated absences	857,144	
Total		(9,733,322)
Net position of governmental activities		\$ 10,076,563

SEE ACCOMPANYING NOTES TO THE BASIC FINANCIAL STATEMENTS

**GIRARD CITY SCHOOL DISTRICT
TRUMBULL COUNTY, OHIO**

STATEMENT OF REVENUES, EXPENDITURES AND CHANGES IN FUND BALANCES
GOVERNMENTAL FUNDS
FOR THE FISCAL YEAR ENDED JUNE 30, 2016

	General	Bond Retirement	Nonmajor Governmental Funds	Total Governmental Funds
Revenues:				
From local sources:				
Property taxes	\$ 3,639,540	\$ 843,080	\$ 163,710	\$ 4,646,330
Payment in lieu of taxes	629,546	-	-	629,546
Tuition	1,054,191	-	-	1,054,191
Transportation fees.	10,118	-	-	10,118
Earnings on investments	29,829	-	662	30,491
Charges for services	-	-	169,229	169,229
Extracurricular.	3,315	-	99,948	103,263
Classroom materials and fees	392	-	-	392
Rental income	36,500	-	-	36,500
Contributions and donations	200	-	8,370	8,570
Other local revenues	146,839	-	3,197	150,036
Intergovernmental - state	11,879,197	147,404	323,463	12,350,064
Intergovernmental - federal	210,567	-	1,487,137	1,697,704
Total revenues	<u>17,640,234</u>	<u>990,484</u>	<u>2,255,716</u>	<u>20,886,434</u>
Expenditures:				
Current:				
Instruction:				
Regular.	6,413,088	-	59,498	6,472,586
Special	1,791,897	-	803,490	2,595,387
Vocational	265,327	-	-	265,327
Other	1,103,067	-	-	1,103,067
Support services:				
Pupil	678,054	-	114,857	792,911
Instructional staff	77,306	-	7,905	85,211
Board of education	127,576	-	-	127,576
Administration	1,658,160	-	-	1,658,160
Fiscal	724,020	17,681	3,671	745,372
Operations and maintenance	1,565,004	-	59,905	1,624,909
Pupil transportation	479,207	-	163,542	642,749
Central	4,000	-	-	4,000
Operation of non-instructional services:				
Other operation of non-instructional.	-	-	218,293	218,293
Food service operations.	-	-	593,355	593,355
Extracurricular activities	498,089	-	131,151	629,240
Debt service:				
Principal retirement.	300,000	590,000	-	890,000
Interest and fiscal charges	15,750	400,358	-	416,108
Total expenditures	<u>15,700,545</u>	<u>1,008,039</u>	<u>2,155,667</u>	<u>18,864,251</u>
Excess (deficiency) of revenues over (under) expenditures.	<u>1,939,689</u>	<u>(17,555)</u>	<u>100,049</u>	<u>2,022,183</u>
Other financing sources (uses):				
Transfers in.	-	-	27,295	27,295
Transfers (out)	(27,295)	-	-	(27,295)
Total other financing sources (uses)	<u>(27,295)</u>	<u>-</u>	<u>27,295</u>	<u>-</u>
Net change in fund balances	1,912,394	(17,555)	127,344	2,022,183
Fund balances at beginning of year (restated) .	5,288,522	324,476	3,224,347	8,837,345
(Decrease) in reserve for inventory	-	-	(3,675)	(3,675)
Fund balances at end of year.	<u>\$ 7,200,916</u>	<u>\$ 306,921</u>	<u>\$ 3,348,016</u>	<u>\$ 10,855,853</u>

SEE ACCOMPANYING NOTES TO THE BASIC FINANCIAL STATEMENTS

**GIRARD CITY SCHOOL DISTRICT
TRUMBULL COUNTY, OHIO**

RECONCILIATION OF THE STATEMENT OF REVENUES, EXPENDITURES
AND CHANGES IN FUND BALANCES OF GOVERNMENTAL FUNDS
TO THE STATEMENT OF ACTIVITIES
FOR THE FISCAL YEAR ENDED JUNE 30, 2016

Net change in fund balances - total governmental funds	\$	2,022,183
<i>Amounts reported for governmental activities in the statement of activities are different because:</i>		
Governmental funds report capital outlays as expenditures. However, in the statement of activities, the cost of those assets is allocated over their estimated useful lives as depreciation expense.		
Capital asset additions	\$ 163,544	
Current year depreciation	<u>(1,420,775)</u>	
Total		(1,257,231)
The net effect of various miscellaneous transactions involving capital assets (i.e., sales, disposals, trade-ins, and donations) is to decrease net position.		
		(3,525)
Governmental funds report expenditures for inventory when purchased. However, in the statement of activities, they are reported as an expense when consumed.		
		(3,675)
Revenues in the statement of activities that do not provide current financial resources are not reported as revenues in the funds.		
Earnings on investments	(784)	
Miscellaneous	(376)	
Intergovernmental	<u>97,527</u>	
Total		96,367
Repayment of bond and capital lease principal is an expenditure in the governmental funds, but the repayment reduces long-term liabilities on the statement of net position. Principal payments during the year were:		
		890,000
In the statement of activities, interest is accrued on outstanding bonds, whereas in governmental funds, an interest expenditure is reported when due. The following items resulted in additional interest being reported in the statement of activities:		
Accrued interest payable	5,705	
Accreted interest on capital appreciation bonds	(38,846)	
Amortization of bond premiums	35,946	
Amortization of deferred charges	<u>(16,907)</u>	
Total		(14,102)
Contractually required contributions are reported as expenditures in governmental funds; however, the statement of net position reports these amounts as deferred outflows.		
		1,360,710
Except for amounts reported as deferred inflows/outflows, changes in the net pension liability are reported as pension expense in the statement of activities.		
		(1,162,708)
Some expenses reported in the statement of activities, such as compensated absences, do not require the use of current financial resources and therefore are not reported as expenditures in governmental funds.		
		<u>(80,375)</u>
Change in net position of governmental activities	\$	<u>1,847,644</u>

SEE ACCOMPANYING NOTES TO THE BASIC FINANCIAL STATEMENTS

**GIRARD CITY SCHOOL DISTRICT
TRUMBULL COUNTY, OHIO**

STATEMENT OF REVENUES, EXPENDITURES AND CHANGES IN
FUND BALANCE - BUDGET AND ACTUAL (NON-GAAP BUDGETARY BASIS)
GENERAL FUND
FOR THE FISCAL YEAR ENDED JUNE 30, 2016

	<u>Budgeted Amounts</u>		<u>Actual</u>	<u>Variance with Final Budget Positive (Negative)</u>
	<u>Original</u>	<u>Final</u>		
Revenues:				
From local sources:				
Property taxes	\$ 3,192,012	\$ 3,199,447	\$ 3,205,152	\$ 5,705
Payment in lieu of taxes.	631,126	628,426	629,546	1,120
Tuition.	852,437	1,052,315	1,054,191	1,876
Transportation fees.	13,070	9,298	10,118	820
Earnings on investments	21,325	25,787	30,591	4,804
Rental income	1,143	36,435	36,500	65
Contributions and donations	2,907	200	200	-
Other local revenues	147,310	161,729	179,345	17,616
Intergovernmental - state	10,445,584	11,831,051	11,852,145	21,094
Total revenues	15,306,914	16,944,688	16,997,788	53,100
Expenditures:				
Current:				
Instruction:				
Regular	5,106,888	6,403,959	6,383,069	20,890
Special.	1,479,303	1,832,971	1,832,971	-
Vocational.	255,721	277,590	277,590	-
Other.	927,971	1,134,133	1,134,133	-
Support services:				
Pupil.	636,000	706,689	706,689	-
Instructional staff	68,759	80,734	80,734	-
Board of education	31,420	137,579	132,615	4,964
Administration.	1,639,523	1,864,156	1,865,516	(1,360)
Fiscal	689,170	728,930	728,938	(8)
Operations and maintenance.	1,696,088	1,766,812	1,765,512	1,300
Pupil transportation	445,332	561,430	561,430	-
Central.	9,663	4,000	4,000	-
Extracurricular activities.	421,077	507,448	507,448	-
Facilities acquisition and construction	106,289	115,750	115,750	-
Total expenditures	13,513,204	16,122,181	16,096,395	25,786
Excess of revenues over expenditures.	1,793,710	822,507	901,393	78,886
Other financing sources (uses):				
Refund of prior year's expenditures	86,598	249,671	249,671	-
Transfers (out).	(12,985)	(27,295)	(27,295)	-
Sale of capital assets	5,327	10,622	10,622	-
Total other financing sources (uses)	78,940	232,998	232,998	-
Net change in fund balance	1,872,650	1,055,505	1,134,391	78,886
Fund balance at beginning of year	5,597,066	5,597,066	5,597,066	-
Prior year encumbrances appropriated	813,930	813,930	813,930	-
Fund balance at end of year	\$ 8,283,646	\$ 7,466,501	\$ 7,545,387	\$ 78,886

SEE ACCOMPANYING NOTES TO THE BASIC FINANCIAL STATEMENTS

**GIRARD CITY SCHOOL DISTRICT
TRUMBULL COUNTY, OHIO**

STATEMENT OF FIDUCIARY NET POSITION
FIDUCIARY FUNDS
JUNE 30, 2016

	Private-Purpose Trust	
	Scholarship	Agency
Assets:		
Equity in pooled cash and investments	\$ 265,106	\$ 126,675
Receivables:		
Accounts	2	4,450
Total assets.	265,108	\$ 131,125
Liabilities:		
Accounts payable.	1,000	\$ -
Due to students.	-	131,125
Total liabilities.	1,000	\$ 131,125
Net position:		
Held in trust for scholarships	264,108	
Total net position.	\$ 264,108	

SEE ACCOMPANYING NOTES TO THE BASIC FINANCIAL STATEMENTS

**GIRARD CITY SCHOOL DISTRICT
TRUMBULL COUNTY, OHIO**

STATEMENT OF CHANGES IN FIDUCIARY NET POSITION
FIDUCIARY FUNDS
FOR THE FISCAL YEAR ENDED JUNE 30, 2016

	Private-Purpose Trust
	Scholarship
Additions:	
Interest	\$ 31
Gifts and contributions	55,059
Total additions	55,090
 Deductions:	
Scholarships awarded	32,409
Change in net position	22,681
Net position at beginning of year	241,427
Net position at end of year	\$ 264,108

SEE ACCOMPANYING NOTES TO THE BASIC FINANCIAL STATEMENTS

THIS PAGE IS INTENTIONALLY LEFT BLANK

**GIRARD CITY SCHOOL DISTRICT
TRUMBULL COUNTY, OHIO**

NOTES TO THE BASIC FINANCIAL STATEMENTS
FOR THE FISCAL YEAR ENDED JUNE 30, 2016

NOTE 1 - DESCRIPTION OF THE SCHOOL DISTRICT

The Girard City School District (the "District") is a body politic and corporate established for the purpose of exercising the rights and privileges conveyed to it by the constitution and laws of the State of Ohio. The District is a city school district as defined by the Ohio Revised Code. The District operates under an elected Board of Education (5 members) and is responsible for the provision of public education to residents of the District.

The average daily membership (ADM) as of June 30, 2016, was 1,707. The District employed 128 certified employees and 65 non-certified employees.

The District provides regular, vocational and special instruction. The District also provides support services for the pupils, instructional staff, general and school administration, business and fiscal services, facilities acquisition and construction services, operation and maintenance, student transportation, food services, extracurricular activities and non-program services.

NOTE 2 - SUMMARY OF SIGNIFICANT ACCOUNTING POLICIES

The basic financial statements of the District have been prepared in conformity with accounting principles generally accepted in the United States of America (GAAP) as applied to governmental units. The Governmental Accounting Standards Board (GASB) is the accepted standard-setting body for establishing governmental accounting and financial reporting principles. The District's significant accounting policies are described below.

A. Reporting Entity

The reporting entity has been defined in accordance with GASB Statement No. 14, "The Financial Reporting Entity" as amended by GASB Statement No. 39, "Determining Whether Certain Organizations Are Component Units" and GASB Statement No. 61, "The Financial Reporting Entity: Omnibus an amendment of GASB Statements No. 14 and No. 34". The reporting entity is composed of the primary government and component units. The primary government consists of all funds, departments, boards and agencies that are not legally separate from the District. For the District, this includes general operations, food service, and student related activities of the District.

Component units are legally separate organizations for which the District is financially accountable. The District is financially accountable for an organization if the District appoints a voting majority of the organization's Governing Board and (1) the District is able to significantly influence the programs or services performed or provided by the organization; or (2) the District is legally entitled to or can otherwise access the organization's resources; or (3) the District is legally obligated or has otherwise assumed the responsibility to finance the deficits of, or provide financial support to, the organization; or (4) the District is obligated for the debt of the organization. Component units may also include organizations that are fiscally dependent on the District in that the District approves the budget, the issuance of debt or the levying of taxes. Certain organizations are also included as component units if the nature and significance of the relationship between the primary government and the organization is such that exclusion by the primary government would render the primary government's financial statements incomplete or misleading. Based upon the application of these criteria, the District has no component units. The basic financial statements of the reporting entity include only those of the District (the primary government).

**GIRARD CITY SCHOOL DISTRICT
TRUMBULL COUNTY, OHIO**

NOTES TO THE BASIC FINANCIAL STATEMENTS
FOR THE FISCAL YEAR ENDED JUNE 30, 2016

NOTE 2 - SUMMARY OF SIGNIFICANT ACCOUNTING POLICIES - (Continued)

The following organizations are described due to their relationship to the District:

JOINTLY GOVERNED ORGANIZATION

Northeast Ohio Management Information Network (NEOMIN)

NEOMIN is a jointly governed organization among thirty school districts in Trumbull and Ashtabula Counties. The jointly governed organization was formed for the purpose of applying modern technology with the aid of computers and other electronic equipment to the administrative and instructional functions among member districts. Each of the districts supports NEOMIN based upon a per pupil charge.

Superintendents of the participating school districts are eligible to be voting members of the Governing Board which consists of ten members: the Trumbull and Ashtabula County Educational Service Center superintendents (permanent members), three superintendents from Ashtabula County school districts, three superintendents from Trumbull County school districts, and a treasurer from each county who must be employed by a participating school district, the fiscal agent or NEOMIN. The degree of control exercised by any participating school district is limited to its representation on the Governing Board. To obtain a copy of NEOMIN's financial statements, write to the Trumbull County Educational Service Center, 6000 Youngstown Warren Road, Niles, Ohio 44446.

INSURANCE PURCHASING POOLS

Workers' Compensation Group Rating Program

The District participated in a Workers' Compensation Group Rating Program (GRP) administered by CompManagement, Inc for the period July 1, 2013 through December 31, 2013. The intent of the GRP is to achieve the benefit of a reduced premium for the Center by virtue of its grouping and representation with other participants in the GRP. The District pays a fee to the GRP to cover the costs of administering the program.

Trumbull County Schools Employee Insurance Benefits Consortium

The District participates in the Trumbull County Schools Employee Insurance Benefits Consortium (the "Consortium"). This is a shared risk pool comprised of sixteen Trumbull County school districts. The Consortium is governed by an assembly which consists of one representative from each participating school district (usually the superintendent or designee). The assembly elects officers for one year terms to serve as the Board of Directors. The assembly exercises control over the operation of the Consortium. The Consortium's revenues are generated from charges for services.

B. Fund Accounting

The District uses funds to maintain its financial records during the year. A fund is defined as a fiscal and accounting entity with a self balancing set of accounts. There are three categories of funds: governmental, proprietary and fiduciary.

**GIRARD CITY SCHOOL DISTRICT
TRUMBULL COUNTY, OHIO**

NOTES TO THE BASIC FINANCIAL STATEMENTS
FOR THE FISCAL YEAR ENDED JUNE 30, 2016

NOTE 2 - SUMMARY OF SIGNIFICANT ACCOUNTING POLICIES - (Continued)

GOVERNMENTAL FUNDS

Governmental funds are those through which most governmental functions typically are financed. Governmental fund reporting focuses on the sources, uses and balances of current financial resources. Expendable assets are assigned to the various governmental funds according to the purposes for which they may or must be used. Current liabilities are assigned to the fund from which they will be paid. The difference between governmental fund assets and deferred outflows and liabilities and deferred inflows is reported as fund balance. The following are the District's major governmental funds:

General fund - The general fund is used to account for and report all financial resources not accounted for and reported in another fund. The general fund balance is available for any purpose provided it is expended or transferred according to the general laws of Ohio.

Bond retirement fund - The bond retirement fund is used to account for the accumulation of resources and payment of general obligation bond and principal and interest from governmental resources when the government is obligated in some manner for payment.

Other governmental funds of the District are used to account for (a) financial resources that are restricted, committed, or assigned to expenditures for capital outlays including the acquisition of construction of capital facilities and other capital assets and (b) specific revenue sources that are restricted or committed to an expenditure for specified purposes other than debt service or capital projects.

PROPRIETARY FUNDS

Proprietary funds are used to account for the District's ongoing activities which are similar to those often found in the private sector. The District has no proprietary funds.

FIDUCIARY FUNDS

Fiduciary fund reporting focuses on net position and changes in net position. The fiduciary fund category is split into four classifications: pension trust funds, investment trust funds, private-purpose trust funds and agency funds. Trust funds are used to account for assets held by the District under a trust agreement for individuals, private organizations, or other governments and are therefore not available to support the District's own programs. The District's trust funds are private-purpose trusts, which account for scholarship programs for students. Agency funds are custodial in nature (assets equal liabilities) and do not involve measurement of results of operations. The District's agency funds account for student activities and Bureau of Workers Compensation obligations.

C. Basis of Presentation and Measurement Focus

Government-wide Financial Statements - The statement of net position and the statement of activities display information about the District as a whole. These statements include the financial activities of the primary government, except for fiduciary funds.

**GIRARD CITY SCHOOL DISTRICT
TRUMBULL COUNTY, OHIO**

NOTES TO THE BASIC FINANCIAL STATEMENTS
FOR THE FISCAL YEAR ENDED JUNE 30, 2016

NOTE 2 - SUMMARY OF SIGNIFICANT ACCOUNTING POLICIES - (Continued)

The government-wide statement of activities presents a comparison between direct expenses and program revenues for each function or program of the governmental activities of the District. Direct expenses are those that are specifically associated with a service, program or department and therefore clearly identifiable to a particular function. Program revenues include amounts paid by the recipient of goods or services offered by the program and grants and contributions that are restricted to meeting the operational or capital requirements of a particular program. Revenues not classified as program revenues are presented as general revenues of the District.

The government-wide financial statements are prepared using the economic resources measurement focus. All assets and deferred outflows and all liabilities and deferred inflows associated with the operation of the District are included on the statement of net position.

Fund Financial Statements - Fund financial statements report detailed information about the District. The focus of governmental fund financial statements is on major funds rather than reporting funds by type. Each major fund is presented in a separate column, and all nonmajor funds are aggregated into one column. Fiduciary funds are reported by fund type.

All governmental funds are accounted for using a flow of current financial resources measurement focus. With this measurement focus, only current assets and current deferred outflows and current liabilities and current deferred inflows generally are included on the balance sheet. The statement of revenues, expenditures and changes in fund balances reports on the sources (i.e., revenues and other financing sources) and uses (i.e., expenditures and other financing uses) of current financial resources. This approach differs from the manner in which the governmental activities of the government-wide financial statements are prepared. Governmental fund financial statements therefore include a reconciliation with brief explanations to better identify the relationship between the government-wide statements and the statements for governmental funds.

The private-purpose trust funds are reported using the economic resources measurement focus. Agency funds do not report a measurement focus as they do not report operations.

D. Basis of Accounting

Basis of accounting determines when transactions are recorded in the financial records and reported on the financial statements. Government-wide financial statements are prepared using the accrual basis of accounting. Governmental funds use the modified accrual basis of accounting. Fiduciary funds also use the accrual basis of accounting.

Revenues - Exchange and Nonexchange Transactions - Revenue resulting from exchange transactions, in which each party gives and receives essentially equal value, is recorded on the accrual basis when the exchange takes place. On a modified accrual basis, revenue is recorded in the fiscal year in which the resources are measurable and become available. Available means that the resources will be collected within the current fiscal year or are expected to be collected soon enough thereafter to be used to pay liabilities of the current fiscal year. For the District, available means expected to be received within sixty days of fiscal year end.

Nonexchange transactions, in which the District receives value without directly giving equal value in return, include property taxes, grants, entitlements and donations. On an accrual basis, revenue from property taxes is recognized in the fiscal year for which the taxes are levied (See Note 6).

**GIRARD CITY SCHOOL DISTRICT
TRUMBULL COUNTY, OHIO**

NOTES TO THE BASIC FINANCIAL STATEMENTS
FOR THE FISCAL YEAR ENDED JUNE 30, 2016

NOTE 2 - SUMMARY OF SIGNIFICANT ACCOUNTING POLICIES - (Continued)

Revenue from grants, entitlements and donations is recognized in the fiscal year in which all eligibility requirements have been satisfied. Eligibility requirements include timing requirements, which specify the year when the resources are required to be used or the fiscal year when use is first permitted, matching requirements, in which the District must provide local resources to be used for a specified purpose, and expenditure requirements, in which the resources are provided to the District on a reimbursement basis. On a modified accrual basis, revenue from nonexchange transactions must also be available before it can be recognized.

Under the modified accrual basis, the following revenue sources are considered to be both measurable and available at fiscal year end: property taxes available as an advance, interest, tuition, grants, student fees and rentals.

Deferred Outflows of Resources and Deferred Inflows of Resources - In addition to assets, the government-wide statement of net position will report a separate section for deferred outflows of resources. Deferred outflows of resources, represents a consumption of net position that applies to a future period and will not be recognized as an outflow of resources (expense/expenditure) until then. For the District, See Note 13 for deferred outflows of resources related the District's net pension liability. In addition, deferred outflows of resources include a deferred charge on debt refunding. A deferred charge on refunding results from the difference in the carrying value of refunded debt and its reacquisition price. This amount is deferred and amortized over the shorter of the life of the refunded or refunding debt.

In addition to liabilities, both the government-wide statement of net position and the governmental fund financial statements report a separate section for deferred inflows of resources. Deferred inflows of resources represent an acquisition of net position that applies to a future period and will not be recognized as an inflow of resources (revenue) until that time. For the District, deferred inflows of resources include property taxes, payments in lieu of taxes and unavailable revenue. Property taxes and payments in lieu of taxes represent amounts for which there is an enforceable legal claim as of June 30, 2016, but which were levied to finance fiscal year 2017 operations. These amounts have been recorded as a deferred inflow of resources on both the government-wide statement of net position and the governmental fund financial statements. Unavailable revenue is reported only on the governmental funds balance sheet, and represents receivables which will not be collected within the available period. For the District unavailable revenue includes, but is not limited to, delinquent property taxes and intergovernmental grants. These amounts are deferred and recognized as an inflow of resources in the period the amounts become available.

For the District, See Note 13 for deferred inflows of resources related to the District's net pension liability. This deferred inflow of resources is only reported on the government-wide statement of net position.

Expenses/Expenditures - On the accrual basis of accounting, expenses are recognized at the time they are incurred. The entitlement value of donated commodities used during the year is reported in the statement of revenues, expenditures and changes in fund balances as an expenditure with a like amount reported as intergovernmental revenue.

**GIRARD CITY SCHOOL DISTRICT
TRUMBULL COUNTY, OHIO**

NOTES TO THE BASIC FINANCIAL STATEMENTS
FOR THE FISCAL YEAR ENDED JUNE 30, 2016

NOTE 2 - SUMMARY OF SIGNIFICANT ACCOUNTING POLICIES - (Continued)

The measurement focus of governmental fund accounting is on decreases in net financial resources (expenditures) rather than expenses. Expenditures are generally recognized in the accounting period in which the related fund liability is incurred, if measurable. Allocations of cost, such as depreciation and amortization, are not recognized in governmental funds.

E. Budgets

The District is required by State statute to adopt an annual appropriated cash basis budget for all funds. The specific timetable for fiscal year 2016 is as follows:

1. Prior to January 15, the Superintendent and Treasurer submit to the Board of Education a proposed operating budget for the fiscal year commencing the following July 1. The budget includes proposed expenditures and the means of financing for all funds. Public hearings are publicized and conducted to obtain taxpayers' comments. The purpose of this budget document is to reflect the need for existing (or increased) tax rates.
2. By no later than January 20, the Board-adopted budget is filed with the Trumbull County Budget Commission for tax rate determination.
3. Prior to April 1, the Board of Education accepts, by formal resolution, the tax rates as determined by the Budget Commission and receives the Commission's certificate of estimated resources which states the projected revenue of each fund. Prior to July 1, the District must revise its budget so that total contemplated expenditures from any fund during the ensuing year will not exceed the amount stated in the certificate of estimated resources. The revised budget then serves as a basis for the appropriation measure. On or about July 1, the certificate of estimated resources is amended to include any unencumbered balances from the preceding year as reported by the District Treasurer. The certificate of estimated resources may be further amended during the year if projected increases or decreases in revenue are identified by the District Treasurer. The budget figures, as shown in the accompanying budgetary statement, reflect the amounts set forth in the original and final certificates of estimated resources issued for fiscal year 2016.
4. By July 1, the annual appropriation resolution is legally enacted by the Board of Education at the fund level of expenditures, which is the legal level of budgetary control. State statute permits a temporary appropriation to be effective until no later than October 1 of each year. Although the legal level of budgetary control was established at the fund level of expenditures, the District has elected to present budgetary statement comparisons at the fund and function level of expenditures. Appropriations by fund must be within the estimated resources as certified by the County Budget Commission and the total of expenditures and encumbrances may not exceed the appropriation totals.
5. Any revisions that alter the total of any fund appropriation must be approved by the Board of Education.
6. Formal budgetary integration is employed as a management control device during the year for all funds consistent with the general obligation bond indenture and other statutory provisions. All funds completed the year within the amount of their legally authorized cash basis appropriation.

**GIRARD CITY SCHOOL DISTRICT
TRUMBULL COUNTY, OHIO**

NOTES TO THE BASIC FINANCIAL STATEMENTS
FOR THE FISCAL YEAR ENDED JUNE 30, 2016

NOTE 2 - SUMMARY OF SIGNIFICANT ACCOUNTING POLICIES - (Continued)

7. Appropriations amounts are as originally adopted, or as amended by the Board of Education through the year by supplemental appropriations, which either reallocated or increased the original appropriated amounts. All supplemental appropriations were legally enacted by the Board prior to June 30, 2016; however, none of these amendments were significant. The budget figures, as shown in the accompanying budgetary statement, reflect the original and final appropriation amounts including all amendments and modifications.
8. Unencumbered appropriations lapse at year end. Encumbered appropriations are carried forward to the succeeding fiscal year and need not be reappropriated. Expenditures plus encumbrances may not legally exceed budgeted appropriations at the fund level.

F. Cash and Investments

To improve cash management, cash received by the District is pooled in a central bank account. Monies for all funds are maintained in this pool. Individual fund integrity is maintained through the District's records. Each fund's interest in the pool is presented as "equity in pooled cash and investments" on the basic financial statements.

During fiscal year 2016, investments were limited to overnight repurchase agreements, Federal Home Loan Bank (FHLB) Securities, U.S. Treasury bills and State Treasury Asset Reserve of Ohio (STAR Ohio). STAR Ohio is not registered with the SEC as an investment company, but does operate in a manner consistent with Rule 2a7 of the Investment Company Act of 1940. Investments in STAR Ohio are valued at STAR Ohio's shares price which is the price the investment could be sold for on June 30, 2016. Except for nonparticipating investments contracts, investments are reported at fair value, which is based on quoted market prices. Nonparticipating investments contracts, such as repurchase agreements, are reported at cost.

Under existing Ohio statutes all investment earnings are assigned to the general fund unless statutorily required to be credited to a specific fund. The Board of Education has, by resolution, specified the funds to receive an allocation of interest earnings. Interest revenue credited to the general fund during fiscal year 2016 amounted to \$29,829, which includes \$5,800 assigned from other District funds.

For presentation on the basic financial statements, investments of the cash management pool and investments with original maturities of three months or less at the time they are purchased by the District are considered to be cash equivalents. Investments with an initial maturity of more than three months are reported as investments.

An analysis of the District's investment account at year end is provided in Note 4.

G. Inventory

On government-wide financial statements, purchased inventories are presented at the lower of cost or market and donated commodities are presented at their entitlement value. Inventories are recorded on a first-in, first-out basis and are expensed when used. Inventories are accounted for using the consumption method. On fund financial statements, inventories of governmental funds are stated at cost. Cost is determined on a first-in, first-out basis and inventories are expended when purchased.

Inventory consists of expendable supplies held for consumption, donated food and purchased food.

**GIRARD CITY SCHOOL DISTRICT
TRUMBULL COUNTY, OHIO**

NOTES TO THE BASIC FINANCIAL STATEMENTS
FOR THE FISCAL YEAR ENDED JUNE 30, 2016

NOTE 2 - SUMMARY OF SIGNIFICANT ACCOUNTING POLICIES - (Continued)

H. Capital Assets

General capital assets generally result from expenditures in the governmental funds. These assets are reported in the governmental activities column of the government-wide statement of net position, but are not reported in the fund financial statements.

All capital assets are capitalized at cost (or estimated historical cost) and updated for additions and retirements during the year. Donated capital assets are recorded at their fair market values as of the date received. The District maintains a capitalization threshold of \$5,000. The District does not possess any infrastructure. Improvements are capitalized; the costs of normal maintenance and repairs that do not add to the value of the asset or materially extend an asset's life are not.

All reported capital assets, except land, are depreciated. Improvements are depreciated over the remaining useful lives of the related capital assets. Depreciation is computed using the straight-line method over the following useful lives:

<u>Description</u>	<u>Governmental Activities Estimated Lives</u>
Land improvements	5 - 20 years
Buildings and improvements	25 - 50 years
Furniture and equipment	5 - 20 years
Vehicles	10 years

I. Interfund Balances

On fund financial statements, receivables and payables resulting from short-term interfund loans are classified as "interfund loans receivables/payables". Receivables and payables resulting from short-term interfund loans from the general fund to cover negative cash balances in other governmental funds are classified as "due to/from other funds". These amounts are eliminated in the governmental activities column on the statement of net position. The District had no interfund loans outstanding at June 30, 2016.

J. Compensated Absences

Compensated absences of the District consist of vacation leave and sick leave to the extent that payments to the employee for these absences are attributable to services already rendered and are not contingent on a specific event that is outside the control of the District and the employee.

**GIRARD CITY SCHOOL DISTRICT
TRUMBULL COUNTY, OHIO**

NOTES TO THE BASIC FINANCIAL STATEMENTS
FOR THE FISCAL YEAR ENDED JUNE 30, 2016

NOTE 2 - SUMMARY OF SIGNIFICANT ACCOUNTING POLICIES - (Continued)

In accordance with the provisions of GASB Statement No. 16, “Accounting for Compensated Absences”, a liability for vacation leave is accrued if a) the employees’ rights to payment are attributable to services already rendered; and b) it is probable that the employer will compensate the employees for the benefits through paid time off or other means, such as cash payment at termination or retirement. An accrual for earned sick leave is made to the extent that it is probable that the benefits will result in termination (severance) payments. A liability for sick leave is accrued using the vesting method; i.e., the liability is based on the sick leave accumulated at the balance sheet date by those employees who are currently eligible to receive termination (severance) payments, as well as those employees expected to become eligible in the future. For purposes of establishing a liability for sick leave on employees expected to become eligible to retire in the future, all employees with at least ten years of service were considered expected to become eligible to retire in accordance with GASB Statement No. 16.

The total liability for vacation and sick leave payments has been calculated using pay rates in effect at June 30, 2016 and reduced to the maximum payment allowed by labor contract and/or statute, plus any additional salary related payments.

The entire compensated absence liability is reported on the government-wide financial statements.

For governmental fund financial statements, the current portion of unpaid compensated absences is the amount expected to be paid using expendable available resources. These amounts are recorded in the account “compensated absences payable” in the fund from which the employees who have accumulated unpaid leave are paid. The noncurrent portion of the liability is not reported.

K. Issuance Costs/Bond Premium and Discount/Accounting Gain or Loss

On the government-wide financial statements, issuance costs are expensed during the year in which they are incurred.

Bond premiums and discounts are deferred and amortized over the term of the bonds using the straight-line method, which approximates the effective interest method. Bond premiums are presented as an addition to the face amount of the bonds. Bond discounts are presented as a reduction to the face amount of the bonds.

For advance refundings resulting in the defeasance of debt reported on the government-wide financial statements, the difference between the reacquisition price and the net carrying amount of the old debt is deferred and amortized as a component of interest expense. This accounting gain or loss is amortized over the remaining life of the old debt or the life of the new debt, whichever is shorter, and is presented as a deferred outflow of resources on the statement of net position on the government-wide financial statements.

On the governmental and fund financial statements, bond premiums and discounts are recognized in the current period. The reconciliation between the bonds face value and the amount reported on the statement of net position is presented in Note 10.A.

L. Accrued Liabilities and Long-Term Obligations

All payables, accrued liabilities and long-term obligations are reported in the government-wide financial statements.

**GIRARD CITY SCHOOL DISTRICT
TRUMBULL COUNTY, OHIO**

NOTES TO THE BASIC FINANCIAL STATEMENTS
FOR THE FISCAL YEAR ENDED JUNE 30, 2016

NOTE 2 - SUMMARY OF SIGNIFICANT ACCOUNTING POLICIES - (Continued)

In general, governmental fund payables and accrued liabilities that, once incurred, are paid in a timely manner and in full from current financial resources, are reported as obligations of the funds. However, claims and judgments and compensated absences that will be paid from governmental funds are reported as a liability in the fund financial statements only to the extent that they are due for payment during the current year. Bonds and capital lease obligations are recognized as a liability on the fund financial statements when due.

M. Fund Balance

Fund balance is divided into five classifications based primarily on the extent to which the District is bound to observe constraints imposed upon the use of the resources in the governmental funds. The classifications are as follows:

Nonspendable - The nonspendable fund balance classification includes amounts that cannot be spent because they are not in spendable form or legally required to be maintained intact. The “not in spendable form” criterion includes items that are not expected to be converted to cash. It also includes the long-term amount of loans receivable.

Restricted - Fund balance is reported as restricted when constraints are placed on the use of resources that are either externally imposed by creditors (such as through debt covenants), grantors, contributors, or laws or regulations of other governments, or imposed by law through constitutional provisions or enabling legislation.

Committed - The committed fund balance classification includes amounts that can be used only for the specific purposes imposed by a formal action (resolution) of the District Board of Education (the highest level of decision making authority). Those committed amounts cannot be used for any other purpose unless the District Board of Education removes or changes the specified use by taking the same type of action (resolution) it employed to previously commit those amounts. Committed fund balance also incorporates contractual obligations to the extent that existing resources in the fund have been specifically committed for use in satisfying those contractual requirements.

Assigned - Amounts in the assigned fund balance classification are intended to be used by the District for specific purposes but do not meet the criteria to be classified as restricted nor committed. In governmental funds other than the general fund, assigned fund balance represents the remaining amount that is not restricted or committed. In the general fund, assigned amounts represent intended uses established by policies of the District Board of Education, which includes giving the Treasurer the authority to constrain monies for intended purposes.

Unassigned - Unassigned fund balance is the residual classification for the general fund and includes all spendable amounts not contained in the other classifications. In other governmental funds, the unassigned classification is only used to report a deficit fund balance resulting from overspending for specific purposes for which amounts had been restricted, committed, or assigned.

The District applies restricted resources first when expenditures are incurred for purposes for which restricted and unrestricted (committed, assigned, and unassigned) fund balance is available. Similarly, within unrestricted fund balance, committed amounts are reduced first followed by assigned, and then unassigned amounts when expenditures are incurred for purposes for which amounts in any of the unrestricted fund balance classifications could be used.

**GIRARD CITY SCHOOL DISTRICT
TRUMBULL COUNTY, OHIO**

NOTES TO THE BASIC FINANCIAL STATEMENTS
FOR THE FISCAL YEAR ENDED JUNE 30, 2016

NOTE 2 - SUMMARY OF SIGNIFICANT ACCOUNTING POLICIES - (Continued)

N. Net Position

Net position represents the difference between assets and deferred outflows and liabilities and deferred inflows. The net position component “net investment in capital assets,” consists of capital assets, net of accumulated depreciation, reduced by the outstanding balances of any borrowing used for the acquisition, construction or improvement of those assets. Deferred outflows of resources and deferred inflows of resources that are attributable to the acquisition, construction or improvement of those assets or related debt also should be included in this component of net position. Net position is reported as restricted when there are limitations imposed on its use either through the enabling legislation adopted by the District or through external restrictions imposed by creditors, grantors or laws or regulations of other governments.

The District applies restricted resources first when an expense is incurred for purposes for which both restricted and unrestricted net position is available.

O. Prepayments

Certain payments to vendors reflect the costs applicable to future accounting periods and are recorded as prepaid items in both government-wide and fund financial statements. These items are reported as assets on the net position statement/balance sheet using the consumption method. A current asset for the prepaid amounts is recorded at the time of the purchase and the expenditure/expense is reported in the year in which services are consumed.

P. Estimates

The preparation of the basic financial statements in conformity with GAAP requires management to make estimates and assumptions that affect the amounts reported in the basic financial statements and accompanying notes. Actual results may differ from those estimates.

Q. Budget Stabilization Arrangement

The District has established a budget stabilization reserve in accordance with authority established by State law. Additions to the budget stabilization reserve can only be made by formal resolution of the Board of Education. Expenditures out of the budget stabilization reserve can only be made to offset future budget deficits. At June 30, 2016, the balance in the budget stabilization reserve was \$95,565. This amount is included in unassigned fund balance of the general fund and in unrestricted net position on the statement of net position.

R. Interfund Activity

Exchange transactions between funds are reported as revenues in the seller funds and as expenditures/expenses in the purchaser funds. Flows of cash or goods from one fund to another without a requirement for repayment are reported as interfund transfers. Interfund transfers are reported as other financing sources/uses in governmental funds. Repayments from funds responsible for particular expenditures/expenses to the funds that initially paid for them are not presented on the basic financial statements.

**GIRARD CITY SCHOOL DISTRICT
TRUMBULL COUNTY, OHIO**

NOTES TO THE BASIC FINANCIAL STATEMENTS
FOR THE FISCAL YEAR ENDED JUNE 30, 2016

NOTE 2 - SUMMARY OF SIGNIFICANT ACCOUNTING POLICIES - (Continued)

S. Parochial/Private Schools

Within the District boundaries are the St. Rose parochial school and the Seventh Day Adventist private school. Current state legislation provides funding to these parochial/private schools. These monies are received and disbursed on behalf of the parochial/private schools by the Treasurer of the District, as directed by the parochial/private school. The fiduciary responsibility of the District for these monies is reflected in a nonmajor governmental fund for financial reporting purposes.

T. Pensions

For purposes of measuring the net pension liability, deferred outflows of resources and deferred inflows of resources related to pensions, and pension expense, information about the fiduciary net position of the pension plans and additions to/deductions from their fiduciary net position have been determined on the same basis as they are reported by the pension systems. For this purpose, benefit payments (including refunds of employee contributions) are recognized when due and payable in accordance with the benefit terms. The pension systems report investments at fair value.

U. Fair Market Value

The District categorizes its fair value measurements within the fair value hierarchy established by generally accepted accounting principles. The hierarchy is based on the valuation inputs used to measure the fair value of the asset. Level 1 inputs are quoted prices in active markets for identical assets; Level 2 inputs are significant other observable inputs; Level 3 inputs are significant unobservable inputs.

V. Extraordinary and Special Items

Extraordinary items are transactions or events that are both unusual in nature and infrequent in occurrence. Special items are transactions or events that are within the control of the Board of Education and that are either unusual in nature or infrequent in occurrence. During fiscal year 2016, the District had neither type of item.

NOTE 3 - ACCOUNTABILITY AND COMPLIANCE

A. Change in Accounting Principles

For fiscal year 2016, the District has implemented GASB Statement No. 72, "Fair Value Measurement and Application", GASB Statement No. 73 "Accounting and Financial Reporting for Pensions and Related Assets That Are Not within the Scope of GASB Statement 68, and Amendments to Certain Provisions of GASB Statements 67 and 68", GASB Statement No. 76, "The Hierarchy of Generally Accepted Accounting Principles for State and Local Governments", and GASB Statement No. 79, "Certain External Investment Pools and Pool Participants".

GASB Statement No. 72 addresses accounting and financial reporting issues related to fair value measurement. This Statement also provides guidance for applying fair value to certain investments and disclosures related to all fair value measurements. The implementation of GASB Statement No. 72 did not have an effect on the financial statements of the District.

**GIRARD CITY SCHOOL DISTRICT
TRUMBULL COUNTY, OHIO**

NOTES TO THE BASIC FINANCIAL STATEMENTS
FOR THE FISCAL YEAR ENDED JUNE 30, 2016

NOTE 3 - ACCOUNTABILITY AND COMPLIANCE - (Continued)

GASB Statement No. 73 improves the usefulness of information about pensions included in the general purposes external financial reports of state and local governments for making decisions and assessing accountability. The implementation of GASB Statement No. 73 did not have an effect on the financial statements of the District.

GASB Statement No. 76 identifies - in the context of the current governmental financial reporting environment - the hierarchy of generally accepted accounting principles (GAAP). This Statement reduces the GAAP hierarchy to two categories of authoritative GAAP and addresses the use of authoritative and nonauthoritative literature in the event that the accounting treatment for a transaction or other event is not specified within a source of authoritative GAAP. The implementation of GASB Statement No. 76 did not have an effect on the financial statements of the District.

GASB Statement No. 79 establishes criteria for an external investment pool to qualify for making the election to measure all of its investments at amortized cost for financial reporting purposes. The implementation of GASB Statement No. 79 did not have an effect on the financial statements of the District.

B. Deficit Fund Balances

Fund balances at June 30, 2016 included the following individual fund deficits:

<u>Nonmajor funds</u>	<u>Deficit</u>
Title I	\$ 55,236

The general fund is liable for any deficit in this fund and provides transfers when cash is required, not when accruals occur. The deficit fund balance resulted from adjustments for accrued liabilities.

C. Restatement of Net Position/Fund Balance

A net position restatement is required in order to account for escrow accounts that were held in the District's name for the capital lease agreement with the Girard City Community Improvement Corporation. The governmental activities at July 1, 2015 have been restated as follows:

	<u>Governmental Activities</u>
Net position as previously reported	\$ 7,701,024
Balance of escrow accounts	<u>527,895</u>
Restated net position at July 1, 2015	<u>\$ 8,228,919</u>

**GIRARD CITY SCHOOL DISTRICT
TRUMBULL COUNTY, OHIO**

NOTES TO THE BASIC FINANCIAL STATEMENTS
FOR THE FISCAL YEAR ENDED JUNE 30, 2016

NOTE 3 - ACCOUNTABILITY AND COMPLIANCE - (Continued)

The restatement had the following effect on fund balances previously reported:

	<u>General</u>	<u>Bond Retirement</u>	<u>Nonmajor Governmental</u>	<u>Total Governmental</u>
Fund balance as previously reported	\$ 4,760,627	\$ 324,476	\$ 3,224,347	\$ 8,309,450
Fund restatement:				
Balance of escrow accounts	<u>527,895</u>	<u>-</u>	<u>-</u>	<u>527,895</u>
Total fund restatement	<u>527,895</u>	<u>-</u>	<u>-</u>	<u>527,895</u>
Restated fund balance at July 1, 2015	<u>\$ 5,288,522</u>	<u>\$ 324,476</u>	<u>\$ 3,224,347</u>	<u>\$ 8,837,345</u>

NOTE 4 - DEPOSITS AND INVESTMENTS

State statutes classify monies held by the District into three categories.

Active deposits are public deposits necessary to meet current demands on the treasury. Such monies must be maintained either as cash in the District treasury, in commercial accounts payable or withdrawable on demand, including negotiable order of withdrawal (NOW) accounts, or in money market deposit accounts.

Inactive deposits are public deposits that the Board of Education has identified as not required for use within the current five year period of designation of depositories. Inactive deposits must either be evidenced by certificates of deposit maturing not later than the end of the current period of designation of depositories, or by savings or deposit accounts including, but not limited to, passbook accounts.

Interim deposits are deposits of interim monies. Interim monies are those monies which are not needed for immediate use, but which will be needed before the end of the current period of designation of depositories.

Interim deposits must be evidenced by time certificates of deposit maturing not more than one year from the date of deposit or by savings or deposit accounts including passbook accounts.

Interim monies may be deposited or invested in the following securities:

1. United States Treasury Notes, Bills, Bonds, or any other obligation or security issued by the United States Treasury or any other obligation guaranteed as to principal and interest by the United States;
2. Bonds, notes, debentures, or any other obligations or securities issued by any federal government agency or instrumentality, including, but not limited to, the Federal National Mortgage Association, Federal Home Loan Bank, Federal Farm Credit Bank, Federal Home Loan Mortgage Corporation, Government National Mortgage Association, and Student Loan Marketing Association. All federal agency securities shall be direct issuances of federal government agencies or instrumentalities;
3. Written repurchase agreements in the securities listed above provided that the market value of the securities subject to the repurchase agreement must exceed the principal value of the agreement by at least two percent and be marked to market daily, and that the term of the agreement must not exceed thirty days;

**GIRARD CITY SCHOOL DISTRICT
TRUMBULL COUNTY, OHIO**

NOTES TO THE BASIC FINANCIAL STATEMENTS
FOR THE FISCAL YEAR ENDED JUNE 30, 2016

NOTE 4 - DEPOSITS AND INVESTMENTS - (Continued)

4. Bonds and other obligations of the State of Ohio;
5. No-load money market mutual funds consisting exclusively of obligations described in items (1) and (2) above and repurchase agreements secured by such obligations, provided that investments in securities described in this division are made only through eligible institutions;
6. The State Treasurer's investment pool (State Treasury Asset Reserve of Ohio (STAR Ohio));
7. Certain banker's acceptance and commercial paper notes for a period not to exceed one-hundred-eighty days from the purchase date in an amount not to exceed twenty-five percent of the interim monies available for investment at any one time; and,
8. Under limited circumstances, corporate note interests rated in either of the two highest classifications by at least two nationally recognized rating agencies.

Protection of the District's deposits is provided by the Federal Deposit Insurance Corporation (FDIC), by eligible securities pledged by the financial institution as security for repayment, by surety company bonds deposited with the Treasurer by the financial institution or by a single collateral pool established by the financial institution to secure the repayment of all public monies deposited with the institution.

Investments in stripped principal or interest obligations, reverse repurchase agreements and derivatives are prohibited. The issuance of taxable notes for the purpose of arbitrage, the use of leverage and short selling are also prohibited. An investment must mature within five years from the date of purchase unless matched to a specific obligation or debt of the District, and must be purchased with the expectation that it will be held to maturity. Investments may only be made through specified dealers and institutions. Payment for investments may be made only upon delivery of the securities representing the investments to the Treasurer or, if the securities are not represented by a certificate, upon receipt of confirmation of transfer from the custodian.

A. Cash and Cash Equivalents with Escrow Agents

At fiscal year end, the District had \$221,538 in escrow accounts for repayment of the District's capital lease agreement with the Girard City Community Improvement Corporation (see Note 9). The balance in these accounts are reported as cash and cash equivalents with escrow agents on the District's balance sheet and statement of net position and are not included in the amount of deposits with financial institutions below.

B. Deposits with Financial Institutions

At June 30, 2016, the carrying amount of all District deposits was \$701,128, exclusive of the \$68,161 repurchase agreement included in investments below. Based on the criteria described in GASB Statement No. 40, "Deposits and Investment Risk Disclosures", as of June 30, 2016, \$526,414 of the District's bank balance of \$780,246 was exposed to custodial risk as discussed below, while \$253,832 was covered by the FDIC.

**GIRARD CITY SCHOOL DISTRICT
TRUMBULL COUNTY, OHIO**

NOTES TO THE BASIC FINANCIAL STATEMENTS
FOR THE FISCAL YEAR ENDED JUNE 30, 2016

NOTE 4 - DEPOSITS AND INVESTMENTS - (Continued)

Custodial credit risk is the risk that, in the event of bank failure, the District's deposits may not be returned. All deposits are collateralized with eligible securities in amounts equal to at least 105% of the carrying value of the deposits. Such collateral, as permitted by the Ohio Revised Code, is held in single financial institution collateral pools at Federal Reserve Banks, or at member banks of the federal reserve system, in the name of the respective depository bank and pledged as a pool of collateral against all of the public deposits it holds or as specific collateral held at the Federal Reserve Bank in the name of the District. The District has no deposit policy for custodial credit risk beyond the requirements of State statute. Although the securities were held by the pledging institutions' trust department and all statutory requirements for the deposit of money had been followed, noncompliance with federal requirements could potentially subject the District to a successful claim by the FDIC.

C. Investments

As of June 30, 2016, the District had the following investments and maturities:

<u>Investment type</u>	<u>Fair value</u>	<u>Investment Maturities</u>	
		<u>6 months or less</u>	<u>7 to 12 months</u>
FHLB	\$ 150,315	\$ 150,315	\$ -
U.S. Treasury bills	150,280	-	150,280
STAR Ohio	11,401,568	11,401,568	-
Repurchase agreement	68,161	68,161	-
Total	<u>\$ 11,770,324</u>	<u>\$ 11,620,044</u>	<u>\$ 150,280</u>

The District's investments in federal agency securities, negotiable certificates of deposit, commercial paper and U.S. Treasury notes are valued using quoted market prices (Level 1 inputs).

Interest Rate Risk: As a means of limiting its exposure to fair value losses arising from rising interest rates and according to State law, the District's investment policy limits investment portfolio maturities to five years or less.

Credit Risk: The District's investments in federal securities and U.S. Treasury bills were rated AA+ and Aaa by Standard & Poor's and Moody's Investor Services, respectively. The District's investments in the federal agency securities that underlie the District's repurchase agreement were rated Aaa by Moody's Investor Services. STAR Ohio carry a rating of AAAM by Standard & Poor's. Ohio law requires that STAR Ohio maintain the highest rating provided by at least one nationally recognized standard rating service. The District's investment policy does not specifically address credit risk beyond requiring the District to only invest in securities authorized by State statute.

**GIRARD CITY SCHOOL DISTRICT
TRUMBULL COUNTY, OHIO**

NOTES TO THE BASIC FINANCIAL STATEMENTS
FOR THE FISCAL YEAR ENDED JUNE 30, 2016

NOTE 4 - DEPOSITS AND INVESTMENTS - (Continued)

Custodial Credit Risk: For an investment, custodial credit risk is the risk that, in the event of the failure of the counterparty, the District will not be able to recover the value of its investments or collateral securities that are in the possession of an outside party. The U.S. Treasury notes and federal agency securities are exposed to custodial credit risk in that they are uninsured, unregistered and held by the counterparty's trust department or agency, but not in the District's name. For the District's \$68,161 investment in repurchase agreements, the entire balance is collateralized by underlying securities that are held by the investment's counterparty, not in the name of the District. Ohio law requires the market value of the securities subject to repurchase agreements must exceed the principal value of securities subject to a repurchase agreement by 2%. The District has no investment policy dealing with investment custodial risk beyond the requirement in State statute that prohibits payment for investments prior to the delivery of the securities representing such investments to the Treasurer or qualified trustee.

Concentration of Credit Risk: The District places no limit on the amount that may be invested in any one issuer. The following table includes the percentage of each investment type held by the District at June 30, 2016:

<u>Investment type</u>	<u>Fair value</u>	<u>% of total</u>
FHLB	\$ 150,315	1.28
U.S. Treasury bills	150,280	1.27
STAR Ohio	11,401,568	96.87
Repurchase agreement	<u>68,161</u>	<u>0.58</u>
Total	<u>\$ 11,770,324</u>	<u>100.00</u>

D. Reconciliation of Cash and Investments to the Statement of Net Position

The following is a reconciliation of cash and investments as reported in the note above to cash and investments as reported on the statement of net position as of June 30, 2016:

<u>Cash and investments per note</u>	
Carrying amount of deposits	\$ 701,128
Investments	11,770,324
Cash and cash equivalents with escrow agent	<u>221,538</u>
Total	<u>\$ 12,692,990</u>

<u>Cash and investments per statement of net position</u>	
Governmental activities	\$ 12,301,209
Private-purpose trust funds	265,106
Agency funds	<u>126,675</u>
Total	<u>\$ 12,692,990</u>

NOTE 5 - INTERFUND TRANSACTIONS

Transfers for the fiscal year ended June 30, 2016, as reported in the fund financial statements:

<u>Transfers from general fund to:</u>	<u>Amount</u>
Nonmajor governmental funds	<u>\$ 27,295</u>

**GIRARD CITY SCHOOL DISTRICT
TRUMBULL COUNTY, OHIO**

NOTES TO THE BASIC FINANCIAL STATEMENTS
FOR THE FISCAL YEAR ENDED JUNE 30, 2016

NOTE 5 - INTERFUND TRANSACTIONS – (Continued)

Transfers are used to move revenues from the fund that statute or budget required to collect them to the fund that statute or budget requires to expend them and to use unrestricted revenues collected in the general fund to finance various programs accounted for in other funds in accordance with budgetary authorizations.

All transfers were made in compliance with Ohio Revised Code Sections 5705.14, 5705.15 and 5705.16. Interfund transfers between governmental funds are eliminated on the government-wide financial statements.

NOTE 6 - PROPERTY TAXES

Property taxes are levied and assessed on a calendar year basis while the District fiscal year runs from July through June. First half tax collections are received by the District in the second half of the fiscal year. Second half tax distributions occur in the first half of the following fiscal year.

Property taxes include amounts levied against all real property and public utility property. Real property tax revenues received in calendar year 2016 represent the collection of calendar year 2015 taxes. Real property taxes received in calendar year 2016 were levied after April 1, 2015, on the assessed values as of January 1, 2015, the lien date. Assessed values for real property taxes are established by State statute at 35 percent of appraised market value. Real property taxes are payable annually or semiannually. If paid annually, payment is due December 31; if paid semiannually, the first payment is due December 31, with the remainder payable by June 20. Under certain circumstances, State statute permits alternate payment dates to be established. Public utility property tax revenues received in calendar year 2016 represent the collection of calendar year 2015 taxes. Public utility real and personal property taxes received in calendar year 2016 became a lien on December 31, 2014, were levied after April 1, 2015, and are collected with real property taxes. Public utility real property is assessed at 35 percent of true value; public utility tangible personal property is currently assessed at varying percentages of true value.

The District receives property taxes from Trumbull County. The County Auditor periodically advances to the District its portion of the taxes collected. Second-half real property tax payments collected by the County by June 30, 2016, are available to finance fiscal year 2016 operations. The amount available as an advance at June 30, 2016 was \$10,178 in the general fund, \$2,403 in the bond retirement fund, \$405 in the permanent improvement fund (a nonmajor governmental fund) and \$59 classroom facilities maintenance fund (a nonmajor governmental fund). This amount is recorded as revenue. The amount available for advance at June 30, 2015 was \$12,793 in the general fund, \$3,064 in the bond retirement fund and \$604 in the permanent improvement fund (a nonmajor governmental fund). The amount of second-half real property taxes available for advance at fiscal year-end can vary based on the date the tax bills are sent.

Accrued property taxes receivable includes real property, public utility property and delinquent tangible personal property taxes which are measurable as of June 30, 2016 and for which there is an enforceable legal claim. Although total property tax collections for the next fiscal year are measurable, only the amount of real property taxes available as an advance at June 30 was levied to finance current fiscal year operations and is reported as revenue at fiscal year-end. The portion of the receivable not levied to finance current fiscal year operations is offset by a credit to deferred inflows.

On the accrual basis of accounting, collectible delinquent property taxes have been recorded as a receivable and revenue, while on a modified accrual basis of accounting the revenue has been reported as a deferred inflow.

**GIRARD CITY SCHOOL DISTRICT
TRUMBULL COUNTY, OHIO**

NOTES TO THE BASIC FINANCIAL STATEMENTS
FOR THE FISCAL YEAR ENDED JUNE 30, 2016

NOTE 6 - PROPERTY TAXES - (Continued)

The assessed values upon which the fiscal year 2016 taxes were collected are:

	2015 Second Half Collections		2016 First Half Collections	
	<u>Amount</u>	<u>Percent</u>	<u>Amount</u>	<u>Percent</u>
Agricultural/residential and other real estate	\$ 118,516,560	91.99	\$ 118,483,920	90.54
Public utility personal	<u>10,323,670</u>	<u>8.01</u>	<u>12,372,860</u>	<u>9.46</u>
Total	<u>\$ 128,840,230</u>	<u>100.00</u>	<u>\$ 130,856,780</u>	<u>100.00</u>
Tax rate per \$1,000 of assessed valuation	\$55.25		\$55.20	

NOTE 7 - RECEIVABLES

Receivables at June 30, 2016 consisted of taxes, payments in lieu of taxes, accounts, accrued interest and intergovernmental grants and entitlements. All receivables are considered collectible in full due to the ability to foreclose for the nonpayment of taxes, the stable condition of State programs and the current year guarantee of general funds. A list of the principal items of receivables reported on the statement of net position follows:

Governmental activities:	
Taxes	\$ 5,706,462
Payments in lieu of taxes	629,546
Accounts	6,134
Accrued interest	703
Intergovernmental	<u>226,245</u>
Total	<u>\$ 6,569,090</u>

Receivables have been disaggregated on the face of the basic financial statements. All receivables are expected to be collected within the subsequent year.

**GIRARD CITY SCHOOL DISTRICT
TRUMBULL COUNTY, OHIO**

NOTES TO THE BASIC FINANCIAL STATEMENTS
FOR THE FISCAL YEAR ENDED JUNE 30, 2016

NOTE 8 - CAPITAL ASSETS

Capital asset activity for the fiscal year ended June 30, 2016, was as follows.

	<u>Balance</u> <u>6/30/15</u>	<u>Additions</u>	<u>Deductions</u>	<u>Balance</u> <u>6/30/16</u>
Governmental activities:				
<i>Capital assets, not being depreciated:</i>				
Land	\$ 644,177	\$ -	\$ -	\$ 644,177
Total capital assets, not being depreciated	<u>644,177</u>	<u>-</u>	<u>-</u>	<u>644,177</u>
<i>Capital assets, being depreciated:</i>				
Land improvements	4,841,417	-	-	4,841,417
Buildings and improvements	35,206,614	-	-	35,206,614
Furniture and equipment	1,332,198	-	(7,050)	1,325,148
Vehicles	<u>1,005,295</u>	<u>163,544</u>	<u>(158,107)</u>	<u>1,010,732</u>
Total capital assets, being depreciated	<u>42,385,524</u>	<u>163,544</u>	<u>(165,157)</u>	<u>42,383,911</u>
<i>Less: accumulated depreciation</i>				
Land improvements	(1,331,774)	(233,155)	-	(1,564,929)
Buildings and improvements	(8,909,613)	(1,057,888)	-	(9,967,501)
Furniture and equipment	(980,750)	(68,507)	3,525	(1,045,732)
Vehicles	<u>(837,641)</u>	<u>(61,225)</u>	<u>158,107</u>	<u>(740,759)</u>
Total accumulated depreciation	<u>(12,059,778)</u>	<u>(1,420,775)</u>	<u>161,632</u>	<u>(13,318,921)</u>
Governmental activities capital assets, net	<u>\$ 30,969,923</u>	<u>\$ (1,257,231)</u>	<u>\$ (3,525)</u>	<u>\$ 29,709,167</u>

Depreciation expense was charged to governmental functions as follows:

<u>Instruction:</u>	
Regular	\$ 1,110,205
Vocational	10,636
<u>Support services:</u>	
Instructional staff	2,231
Administration	996
Operations and maintenance	3,619
Pupil transportation	69,275
Extracurricular activities	214,608
Food service operations	<u>9,205</u>
Total depreciation expense	<u>\$ 1,420,775</u>

**GIRARD CITY SCHOOL DISTRICT
TRUMBULL COUNTY, OHIO**

NOTES TO THE BASIC FINANCIAL STATEMENTS
FOR THE FISCAL YEAR ENDED JUNE 30, 2016

NOTE 9 - CAPITALIZED LEASE - LESSEE DISCLOSURE

In prior years, the District entered into a capitalized lease for building improvements through the Girard Community Improvement Corporation. These lease agreements meet the criteria of a capital lease as defined by generally accepted accounting principles, which defines a capital lease generally as one which transfers benefits and risks of ownership to the lessee. Capital lease payments have been reclassified and are reflected as debt service expenditures in the financial statements for the governmental funds. These expenditures are reported as function expenditures on the budgetary statements.

Capital assets consisting of building improvements have been capitalized in the amount of \$1,855,000. This amount represents the present value of the minimum lease payments at the time of acquisition. A corresponding liability is recorded in the government-wide financial statements. Accumulated depreciation as of June 30, 2016 was \$667,800, leaving a current book value of \$1,187,200. During fiscal year 2016, there were \$300,000 in principal and \$15,750 in interest payments made. At June 30, 2016, there were no further obligations outstanding on the capital lease.

NOTE 10 - LONG-TERM OBLIGATIONS

A. During the fiscal year 2016, the following changes occurred in governmental activities long-term obligations.

	<u>Interest Rate</u>	<u>Balance Outstanding 6/30/15</u>	<u>Additions</u>	<u>Reductions</u>	<u>Balance Outstanding 6/30/16</u>	<u>Amounts Due in One Year</u>
Governmental activities:						
<u>General obligation bonds:</u>						
Refunding bonds	3.85-5.75%	\$ 1,860,000	\$ -	\$ (330,000)	\$ 1,530,000	\$ 350,000
Classroom facilities and school improvement bonds	3.50-4.40%	<u>7,567,332</u>	<u>38,846</u>	<u>(260,000)</u>	<u>7,346,178</u>	<u>270,000</u>
Total bonds payable		<u>9,427,332</u>	<u>38,846</u>	<u>(590,000)</u>	<u>8,876,178</u>	<u>620,000</u>
<u>Other long-term obligations:</u>						
Capital lease obligation	5.39-5.65%	300,000	-	(300,000)	-	-
Net pension liability		19,838,113	3,134,386	-	22,972,499	-
Compensated absences		<u>916,460</u>	<u>42,600</u>	<u>(92,029)</u>	<u>867,031</u>	<u>122,799</u>
Total other long-term obligations		<u>21,054,573</u>	<u>3,176,986</u>	<u>(392,029)</u>	<u>23,839,530</u>	<u>122,799</u>
Total governmental activities		<u>\$ 30,481,905</u>	<u>\$ 3,215,832</u>	<u>\$ (982,029)</u>	32,715,708	<u>\$ 742,799</u>
			Add: Unamortized premium on bond issues		<u>207,893</u>	
			Total reported on statement of net position		<u>\$ 32,923,601</u>	

**GIRARD CITY SCHOOL DISTRICT
TRUMBULL COUNTY, OHIO**

NOTES TO THE BASIC FINANCIAL STATEMENTS
FOR THE FISCAL YEAR ENDED JUNE 30, 2016

NOTE 10 - LONG-TERM OBLIGATIONS - (Continued)

Capital lease obligation: The District issued a capital lease for community improvement in prior years. The capital lease was issued in June 1998, in the amount of \$1,855,000 and matured during fiscal year 2016. See Note 9 for more details.

Net Pension Liability: See Note 13 for details.

Compensated absences: Compensated absences will be paid from the fund from which the employees' salaries are paid, which is primarily the general fund.

B. Refunding Bonds

On June 6, 2006 the District issued general obligation bonds (refunding bonds - series 2006) to advance refund the callable portion of the construction bonds - series 1999 (principal \$3,370,000). Issuance proceeds totaling \$3,598,240 were deposited with an escrow agent and were used to purchase securities which were placed in an irrevocable trust to provide resources for all future debt service payments on the refunded debt. This refunded debt is considered defeased (in-substance) and accordingly, has been removed from the statement of net position. The refunding issue is comprised of current interest term bonds, par value \$3,250,000. These bonds are general obligations of the District, for which its full faith and credit is pledged for repayment. Payments of principal and interest on the refunding bonds will be made from the bond retirement fund.

The reacquisition price exceeded the net carrying amount of the old debt by \$228,240. This amount is reported as a deferred outflow of resources and amortized over the remaining life of the refunded debt, which is equal to the life of the new debt issued.

C. Classroom Facilities and School Improvement Bonds

On December 27, 2007, the District issued general obligation bonds (classroom facilities and school improvement bonds - series 2007) in order to fund the local share and required locally funded initiatives under the Classroom Facilities Assistance Program of the Ohio Schools Facilities Commission (OSFC). These bonds are general obligations of the District, for which its full faith and credit is pledged for repayment. The bonds will be paid from the bond retirement fund. The source of payment is derived from the District's property tax bond levy.

The issue is comprised of both current interest bonds, par value \$8,870,000, and capital appreciation bonds, par value \$129,997. The interest rates on the current interest bonds range from 3.50% to 4.40%. The capital appreciation bonds mature on December 1, of 2020, and 2021 (stated interest rate of 12.075%) at a redemption price equal to 100% of the principal plus accreted interest to the redemption date. The accreted value at maturity for the capital appreciation bonds is \$630,000. A total of \$221,181 in interest has been accreted on the capital appreciation bonds as of June 30, 2016.

Interest payments on the current interest bonds are due on June 1 and December 1 of each year. The final stated maturity of the current interest bonds is December 1, 2035.

**GIRARD CITY SCHOOL DISTRICT
TRUMBULL COUNTY, OHIO**

NOTES TO THE BASIC FINANCIAL STATEMENTS
FOR THE FISCAL YEAR ENDED JUNE 30, 2016

NOTE 10 - LONG-TERM OBLIGATIONS - (Continued)

At June 30, 2016, \$692,412 of proceeds from this bond issue are unspent.

The following is a schedule of activity for fiscal year 2016 for the classroom facilities and school improvement bonds - series 2007:

	Balance <u>6/30/15</u>	<u>Additions</u>	<u>Reductions</u>	Balance <u>6/30/16</u>	Amounts Due in <u>One Year</u>
G.O. bonds - series 2007					
Current interest bonds	\$ 7,255,000	\$ -	\$ (260,000)	\$ 6,995,000	\$ 270,000
Capital appreciation bonds	129,997	-	-	129,997	-
Accreted interest	<u>182,335</u>	<u>38,846</u>	<u>-</u>	<u>221,181</u>	<u>-</u>
Total G.O. bonds - series 2007	<u>\$ 7,567,332</u>	<u>\$ 38,846</u>	<u>\$ (260,000)</u>	<u>\$ 7,346,178</u>	<u>\$ 270,000</u>

D. Principal and interest requirements to retire the long-term obligations outstanding at June 30, 2016, are as follows:

Fiscal Year Ended	<u>Refunding Bonds - Series 2006</u>		
	<u>Principal</u>	<u>Interest</u>	<u>Total</u>
2017	\$ 350,000	\$ 78,350	\$ 428,350
2018	375,000	57,069	432,069
2019	390,000	35,075	425,075
2020	<u>415,000</u>	<u>11,931</u>	<u>426,931</u>
Total	<u>\$ 1,530,000</u>	<u>\$ 182,425</u>	<u>\$ 1,712,425</u>

Fiscal Year Ended	<u>Classroom Facilities and School Improvement Bonds - Series 2007</u>					
	<u>Current Interest Bonds</u>			<u>Capital Appreciation Bonds</u>		
	<u>Principal</u>	<u>Interest</u>	<u>Total</u>	<u>Principal</u>	<u>Interest</u>	<u>Total</u>
2017	\$ 270,000	\$ 291,669	\$ 561,669	\$ -	\$ -	\$ -
2018	280,000	281,008	561,008	-	-	-
2019	290,000	269,607	559,607	-	-	-
2020	305,000	257,708	562,708	-	-	-
2021	-	251,607	251,607	68,818	246,182	315,000
2022 - 2026	1,340,000	1,130,000	2,470,000	61,179	253,821	315,000
2027 - 2031	2,015,000	774,725	2,789,725	-	-	-
2032 - 2036	<u>2,495,000</u>	<u>284,350</u>	<u>2,779,350</u>	<u>-</u>	<u>-</u>	<u>-</u>
Total	<u>\$ 6,995,000</u>	<u>\$ 3,540,674</u>	<u>\$ 10,535,674</u>	<u>\$ 129,997</u>	<u>\$ 500,003</u>	<u>\$ 630,000</u>

**GIRARD CITY SCHOOL DISTRICT
TRUMBULL COUNTY, OHIO**

NOTES TO THE BASIC FINANCIAL STATEMENTS
FOR THE FISCAL YEAR ENDED JUNE 30, 2016

NOTE 10 - LONG-TERM OBLIGATIONS - (Continued)

E. Legal Debt Margin

The Ohio Revised Code provides that voted net general obligation debt of the District shall never exceed 9% of the total assessed valuation of the District. The code further provides that unvoted indebtedness shall not exceed 1/10 of 1% of the property valuation of the District. The code additionally states that unvoted indebtedness related to energy conservation debt shall not exceed 9/10 of 1% of the property valuation of the District. The assessed valuation used in determining the District's legal debt margin has been modified by House Bill 530 which became effective March 30, 2006. In accordance with House Bill 530, the assessed valuation used in the District's legal debt margin calculation excluded tangible personal property used in business, telephone or telegraph property, interexchange telecommunications company property, and personal property owned or leased by a railroad company and used in railroad operations. The effects of these debt limitations at June 30, 2016, are a voted debt margin of \$3,429,034 (including available funds of \$306,921) and an unvoted debt margin of \$130,857.

NOTE 11 - OTHER EMPLOYEE BENEFITS

Compensated Absences

The criteria for determining vacation and sick leave benefits are derived from negotiated agreements and state laws. Only administrative and support personnel who are under a full contract (260 days) are eligible for vacation time.

Classified employees earn five to twenty five days of vacation per year, depending upon length of service. Any vacation time which is unused as of the employee's anniversary date, is expired and not available for use in a subsequent year unless approved by the Superintendent. Accumulated, unused vacation time is paid to classified employees and administrators upon termination of employment. Each employee earns sick leave at the rate of one and one-fourth days per month. Sick leave shall accumulate during active employment on a continuous year-to-year basis.

For classified employees, retirement severance is paid to each employee retiring from the District at a per diem rate of the annual salary at the time of retirement if the employee has been employed by the District for a minimum of ten consecutive years at the time of retirement. Any employee receiving retirement severance pay shall be entitled to a dollar amount equivalent to one-fourth of all accumulated sick leave credited to that employee up to fifty days.

For certified employees, retirement severance is also paid to each employee retiring from the District at a per diem rate of the annual salary at the time of retirement. The dollar amount of severance pay is calculated based on the following; an employee who has zero years through 29 years of service will receive twenty-five percent of the employee's accumulated sick leave at the time of his/her retirement, up to a maximum of fifty-three days. Employees who have thirty or more years of teaching service shall qualify for twenty-five percent of their accumulated current sick leave upon retirement up to a maximum of sixty-five days.

**GIRARD CITY SCHOOL DISTRICT
TRUMBULL COUNTY, OHIO**

NOTES TO THE BASIC FINANCIAL STATEMENTS
FOR THE FISCAL YEAR ENDED JUNE 30, 2016

NOTE 12 - RISK MANAGEMENT

A. Comprehensive

The District is exposed to various risks of loss related to torts, theft of, damage to, and destruction of assets, errors and omissions, injuries to employees and natural disasters. The District has addressed these various types of risk by purchasing a comprehensive insurance policy through commercial carriers.

General liability insurance was maintained in the amount of \$1,000,000 for each occurrence and \$2,000,000 in the aggregate and general liability coverage for employee dishonesty bonds was maintained in the amount of \$20,000 with no deductible.

The District maintains fleet insurance in the amount of \$1,000,000 for any one accident or loss.

The District maintains replacement cost insurance on buildings and contents, which includes boiler and machinery, in the amount of \$56,913,145 with a \$5,000 deductible.

\$20,000 performance bonds are maintained for the Superintendent, Treasurer and Board President. All performance bonds are maintained by the United States Fidelity and Guaranty Company through the Griffith Agency.

B. Employee Benefits

The District provides life insurance and accidental death and dismemberment insurance to its employees. Coverage is \$50,000 for all certified and administrative staff, \$50,000 for all regular classified staff, \$150,000 for the Superintendent, and \$500,000 coverage for the Treasurer. Coverage is provided through the Medical Life Insurance Company. Coverage is not less than \$50,000 per union classified employee with coverage provided by the Medical Life Insurance Company.

For fiscal year 2016, the District contracted with the Trumbull County Schools Employee Insurance Benefits Consortium to provide employee medical/prescription/drug/surgical benefits. The Trumbull County Schools Employee Insurance Benefits Consortium is a shared risk pool comprised of sixteen Trumbull County school districts. Rates are set through an annual calculation process. The District pays a monthly contribution into a common consortium fund from which claim payments are made for all participating school districts. Claims are paid for all participants regardless of claims flow. The Board of Directors has the right to return monies to an exiting district subsequent to the settlement of all expenses and claims.

Dental, prescription drug, and vision coverage were provided through Coresource for family coverage and individual coverage through December 31, 2014. As of January 1, 2015 dental coverage is provided through Delta Dental and vision coverage is provided by Medical Mutual.

Post employment health care is provided to plan participants or their beneficiaries through the respective retirement systems discussed in Note 14. As such, no funding provisions are required by the District.

**GIRARD CITY SCHOOL DISTRICT
TRUMBULL COUNTY, OHIO**

NOTES TO THE BASIC FINANCIAL STATEMENTS
FOR THE FISCAL YEAR ENDED JUNE 30, 2016

NOTE 13 - DEFINED BENEFIT PENSION PLANS

Net Pension Liability

The net pension liability reported on the statement of net position represents a liability to employees for pensions. Pensions are a component of exchange transactions—between an employer and its employees—of salaries and benefits for employee services. Pensions are provided to an employee—on a deferred-payment basis—as part of the total compensation package offered by an employer for employee services each financial period. The obligation to sacrifice resources for pensions is a present obligation because it was created as a result of employment exchanges that already have occurred.

The net pension liability represents the District’s proportionate share of each pension plan’s collective actuarial present value of projected benefit payments attributable to past periods of service, net of each pension plan’s fiduciary net position. The net pension liability calculation is dependent on critical long-term variables, including estimated average life expectancies, earnings on investments, cost of living adjustments and others. While these estimates use the best information available, unknowable future events require adjusting this estimate annually.

The Ohio Revised Code limits the District’s obligation for this liability to annually required payments. The District cannot control benefit terms or the manner in which pensions are financed; however, the District does receive the benefit of employees’ services in exchange for compensation including pension.

GASB 68 assumes the liability is solely the obligation of the employer, because (1) they benefit from employee services; and (2) State statute requires all funding to come from these employers. All contributions to date have come solely from these employers (which also includes costs paid in the form of withholdings from employees). State statute requires the pension plans to amortize unfunded liabilities within 30 years. If the amortization period exceeds 30 years, each pension plan’s board must propose corrective action to the State legislature. Any resulting legislative change to benefits or funding could significantly affect the net pension liability. Resulting adjustments to the net pension liability would be effective when the changes are legally enforceable.

The proportionate share of each plan’s unfunded benefits is presented as a long-term *net pension liability* on the accrual basis of accounting. Any liability for the contractually-required pension contribution outstanding at the end of the year is included in *pension and postemployment benefits payable* on both the accrual and modified accrual bases of accounting.

Plan Description - School Employees Retirement System (SERS)

Plan Description –District non-teaching employees participate in SERS, a cost-sharing multiple-employer defined benefit pension plan administered by SERS. SERS provides retirement, disability and survivor benefits, annual cost-of-living adjustments, and death benefits to plan members and beneficiaries. Authority to establish and amend benefits is provided by Ohio Revised Code Chapter 3309. SERS issues a publicly available, stand-alone financial report that includes financial statements, required supplementary information and detailed information about SERS’ fiduciary net position. That report can be obtained by visiting the SERS website at www.ohsers.org under Employers/Audit Resources.

**GIRARD CITY SCHOOL DISTRICT
TRUMBULL COUNTY, OHIO**

NOTES TO THE BASIC FINANCIAL STATEMENTS
FOR THE FISCAL YEAR ENDED JUNE 30, 2016

NOTE 13 - DEFINED BENEFIT PENSION PLANS - (Continued)

Age and service requirements for retirement are as follows:

	Eligible to Retire on or before August 1, 2017 *	Eligible to Retire after August 1, 2017
Full Benefits	Any age with 30 years of service credit	Age 67 with 10 years of service credit; or Age 57 with 30 years of service credit
Actuarially Reduced Benefits	Age 60 with 5 years of service credit Age 55 with 25 years of service credit	Age 62 with 10 years of service credit; or Age 60 with 25 years of service credit

* Members with 25 years of service credit as of August 1, 2017, will be included in this plan.

Annual retirement benefits are calculated based on final average salary multiplied by a percentage that varies based on year of service; 2.2 percent for the first thirty years of service and 2.5 percent for years of service credit over 30. Final average salary is the average of the highest three years of salary.

One year after an effective benefit date, a benefit recipient is entitled to a three percent cost-of-living adjustment (COLA). This same COLA is added each year to the base benefit amount on the anniversary date of the benefit.

Funding Policy – Plan members are required to contribute 10 percent of their annual covered salary and the District is required to contribute 14 percent of annual covered payroll. The contribution requirements of plan members and employers are established and may be amended by the SERS’ Retirement Board up to statutory maximum amounts of 10 percent for plan members and 14 percent for employers. The Retirement Board, acting with the advice of the actuary, allocates the employer contribution rate among four of the System’s funds (Pension Trust Fund, Death Benefit Fund, Medicare B Fund, and Health Care Fund). For the fiscal year ended June 30, 2016, the entire 14 percent was allocated to pension, death benefits, and Medicare B and no portion of the employer contribution rate was allocated to the Health Care Fund.

The District’s contractually required contribution to SERS was \$315,272 for fiscal year 2016. Of this amount, \$55,650 is reported as pension and postemployment benefits payable.

Plan Description - State Teachers Retirement System (STRS)

Plan Description –District licensed teachers and other faculty members participate in STRS Ohio, a cost-sharing multiple-employer public employee retirement system administered by STRS. STRS provides retirement and disability benefits to members and death and survivor benefits to beneficiaries. STRS issues a stand-alone financial report that includes financial statements, required supplementary information and detailed information about STRS’ fiduciary net position. That report can be obtained by writing to STRS, 275 E. Broad St., Columbus, OH 43215-3771, by calling (888) 227-7877, or by visiting the STRS Web site at www.strsoh.org.

**GIRARD CITY SCHOOL DISTRICT
TRUMBULL COUNTY, OHIO**

NOTES TO THE BASIC FINANCIAL STATEMENTS
FOR THE FISCAL YEAR ENDED JUNE 30, 2016

NOTE 13 - DEFINED BENEFIT PENSION PLANS - (Continued)

New members have a choice of three retirement plans; a Defined Benefit (DB) Plan, a Defined Contribution (DC) Plan and a Combined Plan. Benefits are established by Ohio Revised Code Chapter 3307. The DB plan offers an annual retirement allowance based on final average salary multiplied by a percentage that varies based on years of service. Effective August 1, 2015, the calculation will be 2.2 percent of final average salary for the five highest years of earnings multiplied by all years of service. With certain exceptions, the basic benefit is increased each year by two percent of the original base benefit. For members retiring August 1, 2013, or later, the first two percent is paid on the fifth anniversary of the retirement benefit. Members are eligible to retire at age 60 with five years of qualifying service credit, or age 55 with 25 years of service, or 30 years of service regardless of age. Age and service requirements for retirement will increase effective August 1, 2015, and will continue to increase periodically until they reach age 60 with 35 years of service or age 65 with five years of service on August 1, 2026.

The DC Plan allows members to place all their member contributions and 9.5 percent of the 14 percent employer contributions into an investment account. Investment allocation decisions are determined by the member. The remaining 4.5 percent of the 14 percent employer rate is allocated to the defined benefit unfunded liability. A member is eligible to receive a retirement benefit at age 50 and termination of employment. The member may elect to receive a lifetime monthly annuity or a lump sum withdrawal.

The Combined Plan offers features of both the DB Plan and the DC Plan. In the Combined Plan, member contributions are allocated among investment choices by the member, and employer contributions are used to fund the defined benefit payment at a reduced level from the regular DB Plan. The defined benefit portion of the Combined Plan payment is payable to a member on or after age 60 with five years of services. The defined contribution portion of the account may be taken as a lump sum payment or converted to a lifetime monthly annuity at age 50.

New members who choose the DC plan or Combined Plan will have another opportunity to reselect a permanent plan during their fifth year of membership. Members may remain in the same plan or transfer to another STRS plan. The optional annuitization of a member's defined contribution account or the defined contribution portion of a member's Combined Plan account to a lifetime benefit results in STRS bearing the risk of investment gain or loss on the account. STRS has therefore included all three plan options as one defined benefit plan for GASB 68 reporting purposes.

A DB or Combined Plan member with five or more years of credited service who is determined to be disabled may qualify for a disability benefit. Eligible survivors of members who die before service retirement may qualify for monthly benefits. New members on or after July 1, 2013, must have at least ten years of qualifying service credit that apply for disability benefits. Members in the DC Plan who become disabled are entitled only to their account balance. If a member of the DC Plan dies before retirement benefits begin, the member's designated beneficiary is entitled to receive the member's account balance.

Funding Policy – Employer and member contribution rates are established by the State Teachers Retirement Board and limited by Chapter 3307 of the Ohio Revised Code. The statutory maximum employee contribution rate was increased one percent July 1, 2014, and will be increased one percent each year until it reaches 14 percent on July 1, 2016. For the fiscal year ended June 30, 2016, plan members were required to contribute 13 percent of their annual covered salary. The District was required to contribute 14 percent; the entire 14 percent was the portion used to fund pension obligations. The fiscal year 2016 contribution rates were equal to the statutory maximum rates.

The District's contractually required contribution to STRS was \$1,045,438 for fiscal year 2016. Of this amount, \$178,344 is reported as pension and postemployment benefits payable.

**GIRARD CITY SCHOOL DISTRICT
TRUMBULL COUNTY, OHIO**

NOTES TO THE BASIC FINANCIAL STATEMENTS
FOR THE FISCAL YEAR ENDED JUNE 30, 2016

NOTE 13 - DEFINED BENEFIT PENSION PLANS - (Continued)

Pension Liabilities, Pension Expense, and Deferred Outflows of Resources and Deferred Inflows of Resources Related to Pensions

The net pension liability was measured as of June 30, 2015, and the total pension liability used to calculate the net pension liability was determined by an actuarial valuation as of that date. The District's proportion of the net pension liability was based on the District's share of contributions to the pension plan relative to the contributions of all participating entities. Following is information related to the proportionate share and pension expense:

	<u>SERS</u>	<u>STRS</u>	<u>Total</u>
Proportionate share of the net pension liability	\$ 4,026,610	\$ 18,945,889	\$ 22,972,499
Proportion of the net pension liability	0.07056680%	0.06855244%	
Pension expense	\$ 278,277	\$ 884,431	\$ 1,162,708

At June 30, 2016, the District reported deferred outflows of resources and deferred inflows of resources related to pensions from the following sources:

	<u>SERS</u>	<u>STRS</u>	<u>Total</u>
Deferred outflows of resources			
Differences between expected and actual experience	\$ 64,372	\$ 861,361	\$ 925,733
Changes in employer's proportionate percentage/ difference between the employer's contributions and the employer's proportionate share of contributions	64,160	317,718	381,878
District contributions subsequent to the measurement date	<u>315,272</u>	<u>1,045,438</u>	<u>1,360,710</u>
Total deferred outflows of resources	<u>\$ 443,804</u>	<u>\$ 2,224,517</u>	<u>\$ 2,668,321</u>
Deferred inflows of resources			
Net difference between projected and actual earnings on pension plan investments	<u>\$ 123,109</u>	<u>\$ 1,317,765</u>	<u>\$ 1,440,874</u>

\$1,360,710 reported as deferred outflows of resources related to pension resulting from District contributions subsequent to the measurement date will be recognized as a reduction of the net pension liability in the year ending June 30, 2016. Other amounts reported as deferred outflows of resources and deferred inflows of resources related to pension will be recognized in pension expense as follows:

**GIRARD CITY SCHOOL DISTRICT
TRUMBULL COUNTY, OHIO**

NOTES TO THE BASIC FINANCIAL STATEMENTS
FOR THE FISCAL YEAR ENDED JUNE 30, 2016

NOTE 13 - DEFINED BENEFIT PENSION PLANS - (Continued)

Fiscal Year Ending June 30:	<u>SERS</u>	<u>STRS</u>	<u>Total</u>
2017	\$ (24,773)	\$ (213,899)	\$ (238,672)
2018	(24,773)	(213,899)	(238,672)
2019	(24,773)	(213,901)	(238,674)
2020	<u>79,742</u>	<u>503,013</u>	<u>582,755</u>
Total	<u>\$ 5,423</u>	<u>\$ (138,686)</u>	<u>\$ (133,263)</u>

Actuarial Assumptions - SERS

SERS' total pension liability was determined by their actuaries in accordance with GASB Statement No. 67, as part of their annual actuarial valuation for each defined benefit retirement plan. Actuarial valuations of an ongoing plan involve estimates of the value of reported amounts (e.g., salaries, credited service) and assumptions about the probability of occurrence of events far into the future (e.g., mortality, disabilities, retirements, employment termination). Actuarially determined amounts are subject to continual review and potential modifications, as actual results are compared with past expectations and new estimates are made about the future.

Projections of benefits for financial reporting purposes are based on the substantive plan (the plan as understood by the employers and plan members) and include the types of benefits provided at the time of each valuation and the historical pattern of sharing benefit costs between the employers and plan members to that point. The projection of benefits for financial reporting purposes does not explicitly incorporate the potential effects of legal or contractual funding limitations.

Actuarial calculations reflect a long-term perspective. For a newly hired employee, actuarial calculations will take into account the employee's entire career with the employer and also take into consideration the benefits, if any, paid to the employee after termination of employment until the death of the employee and any applicable contingent annuitant. In many cases actuarial calculations reflect several decades of service with the employer and the payment of benefits after termination.

Key methods and assumptions used in calculating the total pension liability in the latest actuarial valuation, prepared as of June 30, 2015, are presented below:

Wage Inflation	3.25 percent
Future Salary Increases, including inflation	4.00 percent to 22.00 percent
COLA or Ad Hoc COLA	3 percent
Investment Rate of Return	7.75 percent net of investments expense, including inflation
Actuarial Cost Method	Entry Age Normal

For post-retirement mortality, the table used in evaluating allowances to be paid is the 1994 Group Annuity Mortality Table set back one year for both men and women. Special mortality tables are used for the period after disability retirement.

The most recent experience study was completed June 30, 2010.

**GIRARD CITY SCHOOL DISTRICT
TRUMBULL COUNTY, OHIO**

NOTES TO THE BASIC FINANCIAL STATEMENTS
FOR THE FISCAL YEAR ENDED JUNE 30, 2016

NOTE 13 - DEFINED BENEFIT PENSION PLANS - (Continued)

The long-term return expectation for the Pension Plan Investments has been determined using a building-block approach and assumes a time horizon, as defined in SERS' *Statement of Investment Policy*. A forecasted rate of inflation serves as the baseline for the return expectation. Various real return premiums over the baseline inflation rate have been established for each asset class. The long-term expected nominal rate of return has been determined by calculating a weighted averaged of the expected real return premiums for each asset class, adding the projected inflation rate, and adding the expected return from rebalancing uncorrelated asset classes.

The target allocation and best estimates of arithmetic real rates of return for each major assets class are summarized in the following table:

<u>Asset Class</u>	<u>Target Allocation</u>	<u>Long-Term Expected Real Rate of Return</u>
Cash	1.00 %	0.00 %
US Stocks	22.50	5.00
Non-US Stocks	22.50	5.50
Fixed Income	19.00	1.50
Private Equity	10.00	10.00
Real Assets	10.00	5.00
Multi-Asset Strategies	15.00	7.50
Total	<u>100.00 %</u>	

Discount Rate - The total pension liability was calculated using the discount rate of 7.75 percent. The projection of cash flows used to determine the discount rate assumed the contributions from employers and from the members would be computed based on contribution requirements as stipulated by State statute. Projected inflows from investment earning were calculated using the long-term assumed investment rate of return (7.75 percent). Based on those assumptions, the plan's fiduciary net position was projected to be available to make all future benefit payments of current plan members. Therefore, the long-term expected rate of return on pension plan investments was applied to all periods of projected benefits to determine the total pension liability.

Sensitivity of the District's Proportionate Share of the Net Pension Liability to Changes in the Discount Rate - Net pension liability is sensitive to changes in the discount rate, and to illustrate the potential impact the following table presents the net pension liability calculated using the discount rate of 7.75 percent, as well as what each plan's net pension liability would be if it were calculated using a discount rate that is one percentage point lower (6.75 percent), or one percentage point higher (8.75 percent) than the current rate.

	<u>1% Decrease (6.75%)</u>	<u>Discount Rate (7.75%)</u>	<u>1% Increase (8.75%)</u>
District's proportionate share of the net pension liability	\$ 5,583,461	\$ 4,026,610	\$ 2,715,613

**GIRARD CITY SCHOOL DISTRICT
TRUMBULL COUNTY, OHIO**

NOTES TO THE BASIC FINANCIAL STATEMENTS
FOR THE FISCAL YEAR ENDED JUNE 30, 2016

NOTE 13 - DEFINED BENEFIT PENSION PLANS - (Continued)

Actuarial Assumptions - STRS

The total pension liability in the June 30, 2015, actuarial valuation was determined using the following actuarial assumptions, applied to all periods included in the measurement:

Inflation	2.75 percent
Projected salary increases	2.75 percent at age 70 to 12.25 percent at age 20
Investment Rate of Return	7.75 percent, net of investment expenses
Cost-of-Living Adjustments (COLA)	2 percent simple applied as follows: for members retiring before August 1, 2013, 2 percent per year; for members retiring August 1, 2013, or later, 2 percent COLA paid on fifth anniversary of retirement date.

Mortality rates were based on the RP-2000 Combined Mortality Table (Projection 2022—Scale AA) for Males and Females. Males' ages are set-back two years through age 89 and no set-back for age 90 and above. Females younger than age 80 are set back four years, one year set back from age 80 through 89 and not set back from age 90 and above.

Actuarial assumptions used in the June 30, 2015, valuation are based on the results of an actuarial experience study, effective July 1, 2012.

The 10 year expected real rate of return on pension plan investments was determined by STRS' investment consultant by developing best estimates of expected future real rates of return for each major asset class. The target allocation and best estimates of geometric real rates of return for each major asset class are summarized as follows:

<u>Asset Class</u>	<u>Target Allocation</u>	<u>Long-Term Expected Real Rate of Return</u>
Domestic Equity	31.00 %	8.00 %
International Equity	26.00	7.85
Alternatives	14.00	8.00
Fixed Income	18.00	3.75
Real Estate	10.00	6.75
Liquidity Reserves	<u>1.00</u>	3.00
Total	<u>100.00 %</u>	

Discount Rate - The discount rate used to measure the total pension liability was 7.75 percent as of June 30, 2015. The projection of cash flows used to determine the discount rate assumes member and employer contributions will be made at the statutory contribution rates in accordance with rate increases described above. For this purpose, only employer contributions that are intended to fund benefits of current plan members and their beneficiaries are included. Projected employer contributions that are intended to fund the service costs of future plan members and their beneficiaries, as well as projected contributions from future plan members, are not included. Based on those assumptions, STRS' fiduciary net position was projected to be available to make all projected future benefit payments to current plan members as of June 30, 2015. Therefore, the long-term expected rate of return on pension plan investments of 7.75 percent was applied to all periods of projected benefit payment to determine the total pension liability as of June 30, 2015.

**GIRARD CITY SCHOOL DISTRICT
TRUMBULL COUNTY, OHIO**

NOTES TO THE BASIC FINANCIAL STATEMENTS
FOR THE FISCAL YEAR ENDED JUNE 30, 2016

NOTE 13 - DEFINED BENEFIT PENSION PLANS - (Continued)

Sensitivity of the District's Proportionate Share of the Net Pension Liability to Changes in the Discount Rate - The following table presents the District's proportionate share of the net pension liability calculated using the current period discount rate assumption of 7.75 percent, as well as what the District's proportionate share of the net pension liability would be if it were calculated using a discount rate that is one-percentage-point lower (6.75 percent) or one-percentage-point higher (8.75 percent) than the current rate:

	1% Decrease (6.75%)	Current Discount Rate (7.75%)	1% Increase (8.75%)
District's proportionate share of the net pension liability	\$ 26,317,269	\$ 18,945,889	\$ 12,712,288

NOTE 14 - POSTEMPLOYMENT BENEFITS

A. School Employees Retirement System

Health Care Plan Description - The District contributes to the SERS Health Care Fund, administered by SERS for non-certificated retirees and their beneficiaries. For GASB 45 purposes, this plan is considered a cost-sharing, multiple-employer, defined benefit other postemployment benefit (OPEB) plan. The Health Care Plan includes hospitalization and physicians' fees through several types of plans including HMO's, PPO's, Medicare Advantage, and traditional indemnity plans as well as a prescription drug program. The financial report of the Plan is included in the SERS Comprehensive Annual Financial Report which can be obtained on SERS' website at www.ohsers.org under Employers/Audit Resources.

Access to health care for retirees and beneficiaries is permitted in accordance with Section 3309 of the Ohio Revised Code. The Health Care Fund was established and is administered in accordance with Internal Revenue Code Section 105(e). SERS' Retirement Board reserves the right to change or discontinue any health plan or program. Health care is financed through a combination of employer contributions and retiree premiums, copays and deductibles on covered health care expenses, investment returns, and any funds received as a result of SERS' participation in Medicare programs. Active employee members do not contribute to the Health Care Plan. Retirees and their beneficiaries are required to pay a health care premium that varies depending on the plan selected, number of qualified years of service, Medicare eligibility and retirement status.

Funding Policy - State statute permits SERS to fund the health care benefits through employer contributions. Each year, after the allocation for statutorily required basic benefits, the Retirement Board allocates the remainder of the employer contribution of 14 percent of covered payroll to the Health Care Fund. For fiscal year 2016, none of the employer contribution was allocated to health care. In addition, employers pay a surcharge for employees earning less than an actuarially determined minimum compensation amount, pro-rated according to service credit earned. For fiscal year 2016, this amount was \$23,000. Statutes provide that no employer shall pay a health care surcharge greater than 2 percent of that employer's SERS-covered payroll; nor may SERS collect in aggregate more than 1.5 percent of the total statewide SERS-covered payroll for the health care surcharge. For fiscal year 2016, the District's surcharge obligation was \$35,032.

**GIRARD CITY SCHOOL DISTRICT
TRUMBULL COUNTY, OHIO**

NOTES TO THE BASIC FINANCIAL STATEMENTS
FOR THE FISCAL YEAR ENDED JUNE 30, 2016

NOTE 14 - POSTEMPLOYMENT BENEFITS - (Continued)

The District's contributions for health care for the fiscal years ended June 30, 2016, 2015, and 2014 were \$35,032, \$95,841, and \$40,939, respectively. The full amount has been contributed for fiscal years 2016, 2015 and 2014.

B. State Teachers Retirement System

Plan Description – The District participates in the cost-sharing multiple-employer defined benefit Health Plan administered by the State Teachers Retirement System of Ohio (STRS) for eligible retirees who participated in the defined benefit or combined pension plans offered by STRS. Ohio law authorizes STRS to offer this plan. Benefits include hospitalization, physicians' fees, prescription drugs and reimbursement of monthly Medicare Part B premiums. The Plan is included in the report of STRS which can be obtained by visiting www.strsoh.org or by calling (888) 227-7877.

Funding Policy – Ohio Revised Code Chapter 3307 authorizes STRS to offer the Plan and gives the Retirement Board authority over how much, if any, of the health care costs will be absorbed by STRS. Active employee members do not contribute to the Health Care Plan. All benefit recipients, for the most recent year, pay a monthly premium. Under Ohio law, funding for post-employment health care may be deducted from employer contributions. For fiscal years 2016 and 2015, STRS did not allocate any employer contributions to post-employment health care. The District's contributions for health care for the fiscal years ended June 30, 2016, 2015, and 2014 were \$0, \$0, and \$71,128, respectively. The full amount has been contributed for fiscal year 2014.

NOTE 15 - BUDGETARY BASIS OF ACCOUNTING

While reporting financial position, results of operations, and changes in fund balance on the basis of generally accepted accounting principles (GAAP), the budgetary basis as provided by law is based upon accounting for certain transactions on a basis of cash receipts and disbursements.

The statement of revenue, expenditures and changes in fund balance - budget and actual (non-GAAP budgetary basis) presented for the general fund is presented on the budgetary basis to provide a meaningful comparison of actual results with the budget. The major differences between the budget basis and the GAAP basis are that:

- (a) Revenues and other financing sources are recorded when received in cash (budget basis) as opposed to when susceptible to accrual (GAAP basis);
- (b) Expenditures and other financing uses are recorded when paid in cash (budget basis) as opposed to when the liability is incurred (GAAP basis);
- (c) In order to determine compliance with Ohio law, and to reserve that portion of the applicable appropriation, total outstanding encumbrances (budget basis) are recorded as the equivalent of an expenditure, as opposed to assigned fund balance for that portion of outstanding encumbrances not already recognized as an account payable (GAAP basis),
- (d) Investments are reported at fair value (GAAP basis) rather than cost (budget basis); and,
- (e) Some funds are included in the general fund (GAAP basis), but have separate legally adopted budgets (budget basis).

**GIRARD CITY SCHOOL DISTRICT
TRUMBULL COUNTY, OHIO**

NOTES TO THE BASIC FINANCIAL STATEMENTS
FOR THE FISCAL YEAR ENDED JUNE 30, 2016

NOTE 15 - BUDGETARY BASIS OF ACCOUNTING - (Continued)

The adjustments necessary to convert the results of operations for the year on the budget basis to the GAAP basis for the general fund is as follows:

Net Change in Fund Balance

	<u>General fund</u>
Budget basis	\$ 1,134,391
Net adjustment for revenue accruals	125,756
Net adjustment for expenditure accruals	134,701
Net adjustment for other sources	(260,293)
Funds budgeted elsewhere *	3,453
Adjustment for encumbrances	774,386
GAAP basis	<u>\$ 1,912,394</u>

* Certain funds that are legally budgeted in separate special revenue funds are considered part of the general fund on a GAAP basis. This includes the uniform school supplies fund, the emergency levy fund and the public school support fund.

NOTE 16 - CONTINGENCIES

A. Grants

The District receives significant financial assistance from numerous federal, State and local agencies in the form of grants. The disbursement of funds received under these programs generally requires compliance with terms and conditions specified in the grant agreements and are subject to audit by the grantor agencies. Any disallowed claims resulting from such audits could become a liability of the District. However, in the opinion of management, any such disallowed claims will not have a material effect on the financial position of the District.

B. Litigation

The District is a party to legal proceedings seeking damages or injunctive relief generally incidental to its operations and spending projects. The District management is of the opinion that disposition of the claim and legal proceedings will not have a material effect, if any, on the financial condition of the District.

C. Foundation Funding

District Foundation funding is based on the annualized full-time equivalent (FTE) enrollment of each student. Effective for the 2015-2016 school year, traditional Districts must comply with minimum hours of instruction, instead of a minimum number of school days each year. The funding formula the Ohio Department of Education (ODE) is legislatively required to follow will continue to adjust as enrollment information is updated by the District, which can extend past the fiscal year-end. As of the date of this report, ODE has not finalized the impact of enrollment adjustments to the June 30, 2016 Foundation funding for the District; therefore, the financial statement impact is not determinable at this time. ODE and management believe this will result in either a receivable to or liability of the District.

**GIRARD CITY SCHOOL DISTRICT
TRUMBULL COUNTY, OHIO**

NOTES TO THE BASIC FINANCIAL STATEMENTS
FOR THE FISCAL YEAR ENDED JUNE 30, 2016

NOTE 17 - SET-ASIDES

The District is required by State law to annually set-aside certain general fund revenue amounts, as defined by statutory formula, for the acquisition and construction of capital improvements. Amounts not spent by the end of the fiscal year or offset by similarly restricted resources received during the year must be held in cash at fiscal year-end. This amount must be carried forward to be used for the same purpose in future years. Expenditures exceeding the set-aside requirement may not be carried forward to the next fiscal year.

The following cash-basis information describes the change in the fiscal year-end set-aside amount for capital improvements. Disclosure of this information is required by State statute.

	<u>Capital Improvements</u>
Set-aside balance June 30, 2015	\$ -
Current year set-aside requirement	301,247
Current year qualifying expenditures	(259,977)
Current year offsets	<u>(237,720)</u>
Total	<u>\$ (196,450)</u>
Balance carried forward to fiscal year 2017	<u>\$ -</u>
Set-aside balance June 30, 2016	<u>\$ -</u>

NOTE 18 - OTHER COMMITMENTS

The District utilizes encumbrance accounting as part of its budgetary controls. Encumbrances outstanding at year end may be reported as part of restricted, committed, or assigned classifications of fund balance. At year end, the District's commitments for encumbrances in the governmental funds were as follows:

	Year-End
<u>Fund</u>	<u>Encumbrances</u>
General	\$ 774,386
Other governmental	<u>39,233</u>
Total	<u>\$ 813,619</u>

REQUIRED SUPPLEMENTARY INFORMATION

**GIRARD CITY SCHOOL DISTRICT
TRUMBULL COUNTY, OHIO**

SCHEDULES OF REQUIRED SUPPLEMENTARY INFORMATION

SCHEDULE OF THE DISTRICT'S PROPORTIONATE SHARE OF
THE NET PENSION LIABILITY
SCHOOL EMPLOYEES RETIREMENT SYSTEM (SERS) OF OHIO

LAST THREE FISCAL YEARS

	<u>2016</u>	<u>2015</u>	<u>2014</u>
District's proportion of the net pension liability	0.07056680%	0.06889400%	0.06889400%
District's proportionate share of the net pension liability	\$ 4,026,610	\$ 3,486,686	\$ 4,096,905
District's covered-employee payroll	\$ 2,124,431	\$ 2,001,919	\$ 1,905,166
District's proportionate share of the net pension liability as a percentage of its covered-employee payroll	189.54%	174.17%	215.04%
Plan fiduciary net position as a percentage of the total pension liability	69.16%	71.70%	65.52%

Note: Information prior to fiscal year 2014 was unavailable.

Amounts presented as of the School District's measurement date which is the prior fiscal year end.

**GIRARD CITY SCHOOL DISTRICT
TRUMBULL COUNTY, OHIO**

SCHEDULES OF REQUIRED SUPPLEMENTARY INFORMATION

SCHEDULE OF THE DISTRICT'S PROPORTIONATE SHARE OF
THE NET PENSION LIABILITY
STATE TEACHERS RETIREMENT SYSTEM (STRS) OF OHIO

LAST THREE FISCAL YEARS

	<u>2016</u>	<u>2015</u>	<u>2014</u>
District's proportion of the net pension liability	0.06855244%	0.06722492%	0.06722492%
District's proportionate share of the net pension liability	\$ 18,945,889	\$ 16,351,427	\$ 19,477,713
District's covered-employee payroll	\$ 7,278,150	\$ 6,868,531	\$ 7,175,577
District's proportionate share of the net pension liability as a percentage of its covered-employee payroll	260.31%	238.06%	271.44%
Plan fiduciary net position as a percentage of the total pension liability	72.10%	74.70%	69.30%

Note: Information prior to fiscal year 2014 was unavailable.

Amounts presented as of the School District's measurement date which is the prior fiscal year end.

**GIRARD CITY SCHOOL DISTRICT
TRUMBULL COUNTY, OHIO**

SCHEDULES OF REQUIRED SUPPLEMENTARY INFORMATION

SCHEDULE OF DISTRICT CONTRIBUTIONS
SCHOOL EMPLOYEES RETIREMENT SYSTEM (SERS) OF OHIO

	LAST TEN FISCAL YEARS			
	<u>2016</u>	<u>2015</u>	<u>2014</u>	<u>2013</u>
Contractually required contribution	\$ 315,272	\$ 280,000	\$ 277,466	\$ 263,675
Contributions in relation to the contractually required contribution	<u>(315,272)</u>	<u>(280,000)</u>	<u>(277,466)</u>	<u>(263,675)</u>
Contribution deficiency (excess)	<u>\$ -</u>	<u>\$ -</u>	<u>\$ -</u>	<u>\$ -</u>
District's covered-employee payroll	\$ 2,251,943	\$ 2,124,431	\$ 2,001,919	\$ 1,905,166
Contributions as a percentage of covered-employee payroll	14.00%	13.18%	13.86%	13.84%

<u>2012</u>	<u>2011</u>	<u>2010</u>	<u>2009</u>	<u>2008</u>	<u>2007</u>
\$ 247,265	\$ 237,833	\$ 245,948	\$ 169,912	\$ 169,576	\$ 173,348
<u>(247,265)</u>	<u>(237,833)</u>	<u>(245,948)</u>	<u>(169,912)</u>	<u>(169,576)</u>	<u>(173,348)</u>
<u>\$ -</u>	<u>\$ -</u>	<u>\$ -</u>	<u>\$ -</u>	<u>\$ -</u>	<u>\$ -</u>
\$ 1,838,401	\$ 1,892,068	\$ 1,816,455	\$ 1,726,748	\$ 1,726,843	\$ 1,623,109
13.45%	12.57%	13.54%	9.84%	9.82%	10.68%

**GIRARD CITY SCHOOL DISTRICT
TRUMBULL COUNTY, OHIO**

SCHEDULES OF REQUIRED SUPPLEMENTARY INFORMATION

SCHEDULE OF DISTRICT CONTRIBUTIONS
STATE TEACHERS RETIREMENT SYSTEM (STRS) OF OHIO

	LAST TEN FISCAL YEARS			
	<u>2016</u>	<u>2015</u>	<u>2014</u>	<u>2013</u>
Contractually required contribution	\$ 1,045,438	\$ 1,018,941	\$ 892,909	\$ 932,825
Contributions in relation to the contractually required contribution	<u>(1,045,438)</u>	<u>(1,018,941)</u>	<u>(892,909)</u>	<u>(932,825)</u>
Contribution deficiency (excess)	<u>\$ -</u>	<u>\$ -</u>	<u>\$ -</u>	<u>\$ -</u>
District's covered-employee payroll	\$ 7,467,414	\$ 7,278,150	\$ 6,868,531	\$ 7,175,577
Contributions as a percentage of covered-employee payroll	14.00%	14.00%	13.00%	13.00%

<u>2012</u>	<u>2011</u>	<u>2010</u>	<u>2009</u>	<u>2008</u>	<u>2007</u>
\$ 931,471	\$ 916,016	\$ 910,046	\$ 898,736	\$ 877,994	\$ 860,168
<u>(931,471)</u>	<u>(916,016)</u>	<u>(910,046)</u>	<u>(898,736)</u>	<u>(877,994)</u>	<u>(860,168)</u>
<u>\$ -</u>	<u>\$ -</u>	<u>\$ -</u>	<u>\$ -</u>	<u>\$ -</u>	<u>\$ -</u>
\$ 7,165,162	\$ 7,046,277	\$ 7,000,354	\$ 6,913,354	\$ 6,753,800	\$ 6,616,677
13.00%	13.00%	13.00%	13.00%	13.00%	13.00%

**GIRARD CITY SCHOOL DISTRICT
TRUMBULL COUNTY, OHIO**

**NOTES TO REQUIRED SUPPLEMENTARY INFORMATION
FOR THE FISCAL YEAR ENDED JUNE 30, 2016**

SCHOOL EMPLOYEES RETIREMENT SYSTEM (SERS) OF OHIO

Changes in benefit terms: There were no changes in benefit terms from the amounts reported for fiscal years 2014 - 2016.

Changes in assumptions: There were no changes in methods and assumptions used in the calculation of actuarial determined contributions for fiscal years 2014 - 2016. See the notes to the basic financials for the methods and assumptions in this calculation.

STATE TEACHERS RETIREMENT SYSTEM (STRS) OF OHIO

Changes in benefit terms: There were no changes in benefit terms from the amounts reported for fiscal years 2014 - 2016.

Changes in assumptions: There were no changes in methods and assumptions used in the calculation of actuarial determined contributions for fiscal years 2014 - 2016. See the notes to the basic financials for the methods and assumptions in this calculation.

**GIRARD CITY SCHOOL DISTRICT
TRUMBULL COUNTY**

**SCHEDULE OF RECEIPTS AND EXPENDITURES OF FEDERAL AWARDS
FOR THE YEAR ENDED JUNE 30, 2016**

Federal Grantor/ Pass Through Grantor Program Title	Federal CFDA Number	Receipts	Expenditures
<u>U.S. DEPARTMENT OF AGRICULTURE</u>			
<i>Passed Through Ohio Department of Education:</i>			
<i>Nutrition Cluster:</i>			
National School Breakfast Program	10.553	\$103,296	\$103,296
National School Lunch Program	10.555	362,884	362,884
<i>Non-Cash Assistance:</i>			
National School Lunch Program	10.555	31,848	31,848
<i>Total Nutrition Cluster</i>		<u>498,028</u>	<u>498,028</u>
<u>U.S. DEPARTMENT OF EDUCATION</u>			
<i>Passed Through Ohio Department of Education:</i>			
<i>Title I, Part A</i>			
Title I Grants to Local Educational Agencies - 2015	84.010	18,368	59,432
Title I Grants to Local Educational Agencies - 2016	84.010	506,252	506,252
<i>Total Title I Grants to Local Educational Agencies</i>		<u>524,620</u>	<u>565,684</u>
<i>Special Education Cluster (IDEA)</i>			
Special Education Grants to States	84.027	385,441	385,441
<i>Improving Teacher Quality State Grants Title II, Part A</i>			
Improving Teacher Quality State Grants	84.367	78,868	78,868
TOTAL U.S. DEPARTMENT OF EDUCATION		<u>988,929</u>	<u>1,029,993</u>
TOTALS		<u>\$1,486,957</u>	<u>\$1,528,021</u>

The accompanying notes to this schedule are an integral part of this schedule.

**GIRARD CITY SCHOOL DISTRICT
TRUMBULL COUNTY**

**NOTES TO THE SCHEDULE OF RECEIPTS AND EXPENDITURES OF FEDERAL AWARDS
FOR THE YEAR ENDED JUNE 30, 2016**

NOTE A – BASIS OF PRESENTATION

The accompanying Schedule of Receipts and Expenditures of Federal Awards (the Schedule) includes the federal award activity of the Girard City School District (the District's) under programs of the federal government for the year ended June 30, 2016. The information on this Schedule is prepared in accordance with the requirements of Title 2 U.S. Code of Federal Regulations Part 200, *Uniform Administrative Requirements, Cost Principles, and Audit Requirements for Federal Awards* (Uniform Guidance). Because the Schedule presents only a selected portion of the operations of the District, it is not intended to and does not present the financial position, changes in net position, or cash flows of the District.

NOTE B – SUMMARY OF SIGNIFICANT ACCOUNTING POLICIES

Expenditures reported on the Schedule are reported on the cash basis of accounting. Such expenditures are recognized following the cost principles contained in Title 2 U.S. Code of Federal Regulations Part 200, *Uniform Administrative Requirements, Cost Principles, and Audit Requirements for Federal Awards*, wherein certain types of expenditures may or may not be allowable or may be limited as to reimbursement. The District has elected not to use the 10-percent de minimis indirect cost rate as allowed under the Uniform Guidance.

NOTE C - CHILD NUTRITION CLUSTER

The District commingles cash receipts from the U.S. Department of Agriculture with similar State grants. When reporting expenditures on this Schedule, the District assumes it expends federal monies first.

NOTE D – FOOD DONATION PROGRAM

The District reports commodities consumed on the Schedule at the entitlement value. The District allocated donated food commodities to the respective programs that benefitted from the use of those donated food commodities.



Dave Yost • Auditor of State

INDEPENDENT AUDITOR'S REPORT ON INTERNAL CONTROL OVER FINANCIAL REPORTING AND ON COMPLIANCE AND OTHER MATTERS REQUIRED BY GOVERNMENT AUDITING STANDARDS

Girard City School District
Trumbull County
100 W Main St. Suite 2
Girard, Ohio 44420

To the Board of Education:

We have audited, in accordance with auditing standards generally accepted in the United States and the Comptroller General of the United States' *Government Auditing Standards*, the financial statements of the governmental activities, each major fund, and the aggregate remaining fund information of the Girard City School District, Trumbull County, (the District) as of and for the year ended June 30, 2016, and the related notes to the financial statements, which collectively comprise the District's basic financial statements and have issued our report thereon dated January 13, 2017, wherein we noted the beginning net position of Governmental Activities and beginning fund balance in the General Fund were restated.

Internal Control Over Financial Reporting

As part of our financial statement audit, we considered the District's internal control over financial reporting (internal control) to determine the audit procedures appropriate in the circumstances to the extent necessary to support our opinions on the financial statements, but not to the extent necessary to opine on the effectiveness of the District's internal control. Accordingly, we have not opined on it.

A *deficiency in internal control* exists when the design or operation of a control does not allow management or employees, when performing their assigned functions, to prevent, or detect and timely correct misstatements. A *material weakness* is a deficiency, or combination of internal control deficiencies resulting in a reasonable possibility that internal control will not prevent or detect and timely correct a material misstatement of the District's financial statements. A *significant deficiency* is a deficiency, or a combination of deficiencies, in internal control that is less severe than a material weakness, yet important enough to merit attention by those charged with governance.

Our consideration of internal control was for the limited purpose described in the first paragraph of this section and was not designed to identify all internal control deficiencies that might be material weaknesses or significant deficiencies. Given these limitations, we did not identify any deficiencies in internal control that we consider material weaknesses. However, unidentified material weaknesses may exist.

Compliance and Other Matters

As part of reasonably assuring whether the District's financial statements are free of material misstatement, we tested its compliance with certain provisions of laws, regulations, contracts, and grant agreements, noncompliance with which could directly and materially affect the determination of financial statement amounts. However, opining on compliance with those provisions was not an objective of our audit and accordingly, we do not express an opinion. The results of our tests disclosed no instances of noncompliance or other matters we must report under *Government Auditing Standards*.

Purpose of this Report

This report only describes the scope of our internal control and compliance testing and our testing results, and does not opine on the effectiveness of the District's internal control or on compliance. This report is an integral part of an audit performed under *Government Auditing Standards* in considering the District's internal control and compliance. Accordingly, this communication is not suitable for any other purpose.

A handwritten signature in black ink that reads "Dave Yost". The signature is written in a cursive style with a large, looping "D" and "Y".

Dave Yost
Auditor of State
Columbus, Ohio

January 13, 2017



Dave Yost • Auditor of State

INDEPENDENT AUDITOR'S REPORT ON COMPLIANCE WITH REQUIREMENTS APPLICABLE TO THE MAJOR FEDERAL PROGRAM AND ON INTERNAL CONTROL OVER COMPLIANCE REQUIRED BY THE UNIFORM GUIDANCE

Girard City School District
Trumbull County
100 W Main St. Suite 2
Girard, Ohio 44420

To the Board of Education:

Report on Compliance for the Major Federal Program

We have audited the Girard City School District's (the District) compliance with the applicable requirements described in the U.S. Office of Management and Budget (OMB) *Compliance Supplement* that could directly and materially affect the Girard City School District's major federal program for the year ended June 30, 2016. The *Summary of Auditor's Results* in the accompanying schedule of findings identifies the District's major federal program.

Management's Responsibility

The District's Management is responsible for complying with federal statutes, regulations, and the terms and conditions of its federal awards applicable to its federal program.

Auditor's Responsibility

Our responsibility is to opine on the District's compliance for the District's major federal program based on our audit of the applicable compliance requirements referred to above. Our compliance audit followed auditing standards generally accepted in the United States of America; the standards for financial audits included in the Comptroller General of the United States' *Government Auditing Standards*; and the audit requirements of Title 2 U.S. *Code of Federal Regulations* Part 200, *Uniform Administrative Requirements, Cost Principles, and Audit Requirements for Federal Awards* (Uniform Guidance). These standards and the Uniform Guidance require us to plan and perform the audit to reasonably assure whether noncompliance with the applicable compliance requirements referred to above that could directly and materially affect a major federal program occurred. An audit includes examining, on a test basis, evidence about the District's compliance with those requirements and performing such other procedures as we considered necessary in the circumstances.

We believe our audit provides a reasonable basis for our compliance opinion on the District's major program. However, our audit does not provide a legal determination of the District's compliance.

Opinion on the Major Federal Program

In our opinion, the Girard City School District complied, in all material respects with the compliance requirements referred to above that could directly and materially affect its major federal program for the year ended June 30, 2016.

Report on Internal Control Over Compliance

The District's management is responsible for establishing and maintaining effective internal control over compliance with the applicable compliance requirements referred to above. In planning and performing our compliance audit, we considered the District's internal control over compliance with the applicable requirements that could directly and materially affect a major federal program, to determine our auditing procedures appropriate for opining on each major federal program's compliance and to test and report on internal control over compliance in accordance with the Uniform Guidance, but not to the extent needed to opine on the effectiveness of internal control over compliance. Accordingly, we have not opined on the effectiveness of the District's internal control over compliance.

A deficiency in internal control over compliance exists when the design or operation of a control over compliance does not allow management or employees, when performing their assigned functions, to prevent, or to timely detect and correct, noncompliance with a federal program's applicable compliance requirement. A *material weakness in internal control over compliance* is a deficiency, or combination of deficiencies, in internal control over compliance, such that there is a reasonable possibility that material noncompliance with a federal program compliance requirement will not be prevented, or timely detected and corrected. A *significant deficiency in internal control over compliance* is a deficiency, or a combination of deficiencies, in internal control over compliance with federal program's applicable compliance requirement that is less severe than a material weakness in internal control over compliance, yet important enough to merit attention by those charged with governance.

Our consideration of internal control over compliance was for the limited purpose described in the first paragraph of this section and would not necessarily identify all deficiencies in internal control over compliance that might be material weaknesses or significant deficiencies. We did not identify any deficiencies in internal control over compliance that we consider to be material weaknesses. However, material weaknesses may exist that have not been identified.

This report only describes the scope of our internal control over compliance tests and the results of this testing based on Uniform Guidance requirements. Accordingly, this report is not suitable for any other purpose.



Dave Yost
Auditor of State
Columbus, Ohio

January 13, 2017

**GIRARD CITY SCHOOL DISTRICT
TRUMBULL COUNTY**

**SCHEDULE OF FINDINGS
2 CFR § 200.515
JUNE 30, 2016**

1. SUMMARY OF AUDITOR'S RESULTS

<i>(d)(1)(i)</i>	Type of Financial Statement Opinion	Unmodified
<i>(d)(1)(ii)</i>	Were there any material weaknesses in internal control reported at the financial statement level (GAGAS)?	No
<i>(d)(1)(ii)</i>	Were there any significant deficiencies in internal control reported at the financial statement level (GAGAS)?	No
<i>(d)(1)(iii)</i>	Was there any reported material noncompliance at the financial statement level (GAGAS)?	No
<i>(d)(1)(iv)</i>	Were there any material weaknesses in internal control reported for major federal programs?	No
<i>(d)(1)(iv)</i>	Were there any significant deficiencies in internal control reported for major federal programs?	No
<i>(d)(1)(v)</i>	Type of Major Programs' Compliance Opinion	Unmodified
<i>(d)(1)(vi)</i>	Are there any reportable findings under 2 CFR § 200.516(a)?	No
<i>(d)(1)(vii)</i>	Major Programs (list): Special Education Cluster	CFDA #84.027
<i>(d)(1)(viii)</i>	Dollar Threshold: Type A/B Programs	Type A: > \$ 750,000 Type B: all others
<i>(d)(1)(ix)</i>	Low Risk Auditee under 2 CFR §200.520?	Yes

**2. FINDINGS RELATED TO THE FINANCIAL STATEMENTS
REQUIRED TO BE REPORTED IN ACCORDANCE WITH GAGAS**

None

3. FINDINGS AND QUESTIONED COSTS FOR FEDERAL AWARDS

None

GIRARD CITY SCHOOL DISTRICT
TRUMBULL COUNTY

SCHEDULE OF PRIOR AUDIT FINDINGS
2 CFR 200.511(b)
JUNE 30, 2016

Finding Number	Finding Summary	Status	Additional Information
2015-001	GAAP Financial Statement Errors	Partially Corrected	Insignificant errors reported in the Management Letter



Dave Yost • Auditor of State

GIRARD CITY SCHOOL DISTRICT

TRUMBULL COUNTY

CLERK'S CERTIFICATION

This is a true and correct copy of the report which is required to be filed in the Office of the Auditor of State pursuant to Section 117.26, Revised Code, and which is filed in Columbus, Ohio.

Susan Babbitt

CLERK OF THE BUREAU

**CERTIFIED
FEBRUARY 28, 2017**