



Dave Yost • Auditor of State

**CRESTVIEW LOCAL SCHOOL DISTRICT
RICHLAND COUNTY**

TABLE OF CONTENTS

TITLE	PAGE
Independent Auditor's Report	1
Management's Discussion and Analysis.....	5
Basic Financial Statements:	
Government-Wide Financial Statements:	
Statement of Net Position	17
Statement of Activities.....	18
Fund Financial Statements:	
Balance Sheet – Governmental Funds.....	19
Reconciliation of Total Governmental Fund Balances to Net Position of Governmental Activities.....	20
Statement of Revenues, Expenditures and Changes in Fund Balances – Governmental Funds.....	21
Reconciliation of the Statement of Revenues, Expenditures and Changes in Fund Balances of Governmental Funds to the Statement of Activities.....	22
Statement of Revenues, Expenditures, and Changes in Fund Balance – Budget and Actual (Non-GAAP Budgetary Basis) – General Fund.....	23
Statement of Fiduciary Net Position – Fiduciary Funds.....	24
Statement of Changes in Fiduciary Net Position – Fiduciary Fund	25
Notes to the Basic Financial Statements	27
Schedules of Required Supplementary Information	61
Notes to Required Supplementary Information	68
Schedule of Expenditures of Federal Awards.....	69
Notes to the Schedule of Expenditures of Federal Awards	70
Independent Auditor's Report on Internal Control Over Financial Reporting and on Compliance and Other Matters Required by <i>Government Auditing Standards</i>	71
Independent Auditor's Report on Compliance with Requirements Applicable to the Major Federal Program and on Internal Control Over Compliance Required by the Uniform Guidance.....	73
Schedule of Findings.....	75

THIS PAGE INTENTIONALLY LEFT BLANK



Dave Yost • Auditor of State

INDEPENDENT AUDITOR'S REPORT

Crestview Local School District
Richland County
1575 State Route 96
Ashland, Ohio 44805

To the Board of Education:

Report on the Financial Statements

We have audited the accompanying financial statements of the governmental activities, the major fund, and the aggregate remaining fund information of the Crestview Local School District, Richland County, Ohio (the District), as of and for the year ended June 30, 2016, and the related notes to the financial statements, which collectively comprise the District's basic financial statements as listed in the table of contents.

Management's Responsibility for the Financial Statements

Management is responsible for preparing and fairly presenting these financial statements in accordance with accounting principles generally accepted in the United States of America; this includes designing, implementing, and maintaining internal control relevant to preparing and fairly presenting financial statements that are free from material misstatement, whether due to fraud or error.

Auditor's Responsibility

Our responsibility is to opine on these financial statements based on our audit. We audited in accordance with auditing standards generally accepted in the United States of America and the financial audit standards in the Comptroller General of the United States' *Government Auditing Standards*. Those standards require us to plan and perform the audit to reasonably assure the financial statements are free from material misstatement.

An audit requires obtaining evidence about financial statement amounts and disclosures. The procedures selected depend on our judgment, including assessing the risks of material financial statement misstatement, whether due to fraud or error. In assessing those risks, we consider internal control relevant to the District's preparation and fair presentation of the financial statements in order to design audit procedures that are appropriate in the circumstances, but not to the extent needed to opine on the effectiveness of the District's internal control. Accordingly, we express no opinion. An audit also includes evaluating the appropriateness of management's accounting policies and the reasonableness of their significant accounting estimates, as well as our evaluation of the overall financial statement presentation.

We believe the audit evidence we obtained is sufficient and appropriate to support our audit opinions.

Opinion

In our opinion, the financial statements referred to above present fairly, in all material respects, the respective financial position of the governmental activities, the major fund, and the aggregate remaining fund information of the Crestview Local School District, Richland County, Ohio, as of June 30, 2016, and the respective changes in financial position thereof and the budgetary comparison for the General fund thereof for the year then ended in accordance with the accounting principles generally accepted in the United States of America.

Other Matters

Required Supplementary Information

Accounting principles generally accepted in the United States of America require this presentation to include *Management's discussion and analysis* and schedules of net pension liabilities and pension contributions listed in the table of contents, to supplement the basic financial statements. Although this information is not part of the basic financial statements, the Governmental Accounting Standards Board considers it essential for placing the basic financial statements in an appropriate operational, economic, or historical context. We applied certain limited procedures to the required supplementary information in accordance with auditing standards generally accepted in the United States of America, consisting of inquiries of management about the methods of preparing the information and comparing the information for consistency with management's responses to our inquiries, to the basic financial statements, and other knowledge we obtained during our audit of the basic financial statements. We do not opine or provide any assurance on the information because the limited procedures do not provide us with sufficient evidence to opine or provide any other assurance.

Supplementary and Other Information

Our audit was conducted to opine on the District's basic financial statements taken as a whole.

The Schedule of Expenditures of Federal Awards presents additional analysis as required by Title 2 U.S. Code of Federal Regulations (CFR) Part 200, Uniform Administrative Requirements, Cost Principles, and Audit Requirements for Federal Awards and is not a required part of the financial statements.

The schedule is management's responsibility, and derives from and relates directly to the underlying accounting and other records used to prepare the basic financial statements. We subjected this schedule to the auditing procedures we applied to the basic financial statements. We also applied certain additional procedures, including comparing and reconciling the schedule directly to the underlying accounting and other records used to prepare the basic financial statements or to the basic financial statements themselves in accordance with auditing standards generally accepted in the United States of America. In our opinion, this schedule is fairly stated in all material respects in relation to the basic financial statements taken as a whole.

Other Reporting Required by Government Auditing Standards

In accordance with *Government Auditing Standards*, we have also issued our report dated January 11, 2017, on our consideration of the District's internal control over financial reporting and our tests of its compliance with certain provisions of laws, regulations, contracts and grant agreements and other matters. That report describes the scope of our internal control testing over financial reporting and compliance, and the results of that testing, and does not opine on internal control over financial reporting or on compliance. That report is an integral part of an audit performed in accordance with *Government Auditing Standards* in considering the District's internal control over financial reporting and compliance.

A handwritten signature in black ink that reads "Dave Yost". The signature is written in a cursive style with a large, looping initial "D".

Dave Yost
Auditor of State
Columbus, Ohio

January 11, 2017

THIS PAGE INTENTIONALLY LEFT BLANK

**CRESTVIEW LOCAL SCHOOL DISTRICT
RICHLAND COUNTY**

**MANAGEMENT'S DISCUSSION AND ANALYSIS
FOR THE FISCAL YEAR ENDED JUNE 30, 2016
UNAUDITED**

The management's discussion and analysis of the Crestview Local School District's (the "District") financial performance provides an overall review of the District's financial activities for the fiscal year ended June 30, 2016. The intent of this discussion and analysis is to look at the District's financial performance as a whole; readers should also review the basic financial statements and the notes to the basic financial statements to enhance their understanding of the District's financial performance.

Financial Highlights

Key financial highlights for fiscal year 2016 are as follows:

- In total, net position of governmental activities increased \$751,139 which represents an 7.68% increase from fiscal year 2015.
- General revenues accounted for \$11,116,685 in revenue or 84.81% of all revenues. Program specific revenues in the form of charges for services and sales, grants and contributions accounted for \$1,990,590 or 15.19% of total revenues of \$13,107,275.
- The District had \$12,356,136 in expenses related to governmental activities; \$1,990,590 of these expenses was offset by program specific charges for services, grants or contributions. General revenues supporting governmental activities (primarily taxes and unrestricted grants and entitlements) of \$11,116,685 were adequate to provide for these programs.
- The District's major governmental fund is the general fund. The general fund had \$11,036,048 in revenues and \$10,284,580 in expenditures. During fiscal year 2016, the general fund's fund balance increased \$751,468 from a balance of \$5,648,519 to \$6,399,987.

Using these Basic Financial Statements

This annual report consists of a series of financial statements and notes to those statements. These statements are organized so the reader can understand the District as a financial whole, an entire operating entity. The statements then proceed to provide an increasingly detailed look at specific financial activities.

The *statement of net position* and *statement of activities* provide information about the activities of the whole District, presenting both an aggregate view of the District's finances and a longer-term view of those finances. Fund financial statements provide the next level of detail. For governmental funds, these statements tell how services were financed in the short-term as well as what remains for future spending. The fund financial statements also look at the District's most significant funds with all other nonmajor funds presented in total in one column. In the case of the District, the general fund is by far the most significant fund, and the only governmental fund reported as a major fund.

Reporting the District as a Whole

Statement of Net Position and the Statement of Activities

While this document contains the large number of funds used by the District to provide programs and activities, the view of the District as a whole looks at all financial transactions and asks the question, "How did we do financially during 2016?" The statement of net position and the statement of activities answer this question. These statements include *all assets, deferred outflows, liabilities, revenues, deferred inflows and expenses* using the *accrual basis of accounting* similar to the accounting used by most private-sector companies. This basis of accounting takes into accounts all of the current year's revenues and expenses regardless of when cash is received or paid.

**CRESTVIEW LOCAL SCHOOL DISTRICT
RICHLAND COUNTY**

MANAGEMENT'S DISCUSSION AND ANALYSIS
FOR THE FISCAL YEAR ENDED JUNE 30, 2016
UNAUDITED
(Continued)

These two statements report the District's *net position* and changes in net position. This change in net position is important because it tells the reader that, for the District as a whole, the *financial position* of the District has improved or diminished. The causes of this change may be the result of many factors, some financial, some not. Non-financial factors include the District's property tax base, current property tax laws in Ohio restricting revenue growth, facility conditions, required educational programs and other factors.

In the statement of net position and the statement of activities, the governmental activities include the District's programs and services, including instruction, support services, operation and maintenance of plant, pupil transportation, extracurricular activities, and food service operations.

The District's statement of net position and statement of activities can be found on pages 17-18 of this report.

Reporting the District's Most Significant Funds

Fund Financial Statements

The analysis of the District's major governmental funds begins on page 12. Fund financial reports provide detailed information about the District's major funds. The District uses many funds to account for a multitude of financial transactions. However, these fund financial statements focus on the District's most significant funds. The District's major governmental fund is the general fund.

Governmental Funds

Most of the District's activities are reported in governmental funds, which focus on how money flows into and out of those funds and the balances left at year-end available for spending in future periods. These funds are reported using an accounting method called *modified accrual* accounting, which measures cash and all other *financial assets* that can readily be converted to cash. The governmental fund financial statements provide a detailed *short-term* view of the District's general government operations and the basic services it provides. Governmental fund information helps you determine whether there are more or fewer financial resources that can be spent in the near future to finance educational programs. The relationship (or differences) between governmental *activities* (reported in the statement of net position and the statement of activities) and governmental *funds* is reconciled in the basic financial statements. The basic governmental fund financial statements can be found on pages 19-23 of this report.

Reporting the District's Fiduciary Responsibilities

The District is the trustee, or fiduciary, for its scholarship programs. This activity is presented as a private-purpose trust fund. The District also acts in a trustee capacity as an agent for individuals or other entities. These activities are reported in agency funds. All of the District's fiduciary activities are reported in separate statements of fiduciary net position and changes in fiduciary net position on pages 24 and 25. These activities are excluded from the District's other financial statements because the assets cannot be utilized by the District to finance its operations.

Notes to the Basic Financial Statements

The notes provide additional information that is essential to a full understanding of the data provided in the government-wide and fund financial statements. These notes to the basic financial statements can be found on pages 27-60 of this report.

Required Supplementary Information

In addition to the basic financial statements and accompanying notes, this report also presents certain required supplementary information concerning the District's net pension liability. The required supplementary information can be found on pages 61 through 67 of this report.

**CRESTVIEW LOCAL SCHOOL DISTRICT
RICHLAND COUNTY**

MANAGEMENT'S DISCUSSION AND ANALYSIS
FOR THE FISCAL YEAR ENDED JUNE 30, 2016
UNAUDITED
(Continued)

The District as a Whole

The statement of net position provides the perspective of the District as a whole.

The table below provides a summary of the District's net position at June 30, 2016 and June 30, 2015.

	Net Position	
	Governmental Activities 2016	Governmental Activities 2015
<u>Assets</u>		
Current and other assets	\$ 11,313,920	\$ 10,443,859
Capital assets, net	<u>20,876,083</u>	<u>21,031,974</u>
Total assets	<u>32,190,003</u>	<u>31,475,833</u>
<u>Deferred Outflows of Resources</u>		
Unamortized deferred charges on debt refunding	36,873	40,754
Pension	<u>1,522,328</u>	<u>1,023,938</u>
Total deferred outflows of resources	<u>1,559,201</u>	<u>1,064,692</u>
<u>Liabilities</u>		
Current liabilities	1,048,107	1,034,585
Long-term liabilities:		
Due within one year	132,981	236,442
Due in more than one year:		
Net pension liability	15,957,210	14,780,380
Other amounts	<u>1,750,285</u>	<u>1,801,404</u>
Total liabilities	<u>18,888,583</u>	<u>17,852,811</u>
<u>Deferred Inflows of Resources</u>		
Property taxes levied for the next fiscal year	2,538,195	2,224,772
Pensions	<u>1,787,370</u>	<u>2,679,025</u>
Total deferred inflows of resources	<u>4,325,565</u>	<u>4,903,797</u>
<u>Net Position</u>		
Net investment in capital assets	19,457,956	19,492,727
Restricted	1,259,919	1,287,593
Unrestricted (deficit)	<u>(10,182,819)</u>	<u>(10,996,403)</u>
Total net position	<u>\$ 10,535,056</u>	<u>\$ 9,783,917</u>

During 2015, the District adopted GASB Statement 68, "Accounting and Financial Reporting for Pensions—an Amendment of GASB Statement 27," which significantly revises accounting for pension costs and liabilities. For reasons discussed below, many end users of this financial statement will gain a clearer understanding of the District's actual financial condition by adding deferred inflows related to pension and the net pension liability to the reported net position and subtracting deferred outflows related to pension.

**CRESTVIEW LOCAL SCHOOL DISTRICT
RICHLAND COUNTY**

**MANAGEMENT'S DISCUSSION AND ANALYSIS
FOR THE FISCAL YEAR ENDED JUNE 30, 2016
UNAUDITED
(Continued)**

Governmental Accounting Standards Board standards are national and apply to all government financial reports prepared in accordance with generally accepted accounting principles. When accounting for pension costs, GASB 27 focused on a funding approach. This approach limited pension costs to contributions annually required by law, which may or may not be sufficient to fully fund each plan's *net pension liability*. GASB 68 takes an earnings approach to pension accounting; however, the nature of Ohio's statewide pension systems and state law governing those systems requires additional explanation in order to properly understand the information presented in these statements.

Under the new standards required by GASB 68, the net pension liability equals the District's proportionate share of each plan's collective:

1. Present value of estimated future pension benefits attributable to active and inactive employees' past service
2. Minus plan assets available to pay these benefits

GASB notes that pension obligations, whether funded or unfunded, are part of the "employment exchange" – that is, the employee is trading his or her labor in exchange for wages, benefits, and the promise of a future pension. GASB noted that the unfunded portion of this pension promise is a present obligation of the government, part of a bargained-for benefit to the employee, and should accordingly be reported by the government as a liability since they received the benefit of the exchange. However, the District is not responsible for certain key factors affecting the balance of this liability. In Ohio, the employee shares the obligation of funding pension benefits with the employer. Both employer and employee contribution rates are capped by State statute. A change in these caps requires action of both Houses of the General Assembly and approval of the Governor. Benefit provisions are also determined by State statute. The employee enters the employment exchange with the knowledge that the employer's promise is limited not by contract but by law. The employer enters the exchange also knowing that there is a specific, legal limit to its contribution to the pension system. In Ohio, there is no legal means to enforce the unfunded liability of the pension system *as against the public employer*. State law operates to mitigate/lessen the moral obligation of the public employer to the employee, because all parties enter the employment exchange with notice as to the law. The pension system is responsible for the administration of the plan.

Most long-term liabilities have set repayment schedules or, in the case of compensated absences (i.e. sick and vacation leave), are satisfied through paid time-off or termination payments. There is no repayment schedule for the net pension liability. As explained above, changes in pension benefits, contribution rates, and return on investments affect the balance of the net pension liability, but are outside the control of the local government. In the event that contributions, investment returns, and other changes are insufficient to keep up with required pension payments, State statute does not assign/identify the responsible party for the unfunded portion. Due to the unique nature of how the net pension liability is satisfied, this liability is separately identified within the long-term liability section of the statement of net position.

In accordance with GASB 68, the District's statements prepared on an accrual basis of accounting include an annual pension expense for their proportionate share of each plan's *change* in net pension liability not accounted for as deferred inflows/outflows.

Over time, net position can serve as a useful indicator of a government's financial position. At June 30, 2016, the District's assets and deferred outflows exceeded liabilities and deferred inflows by \$10,535,056.

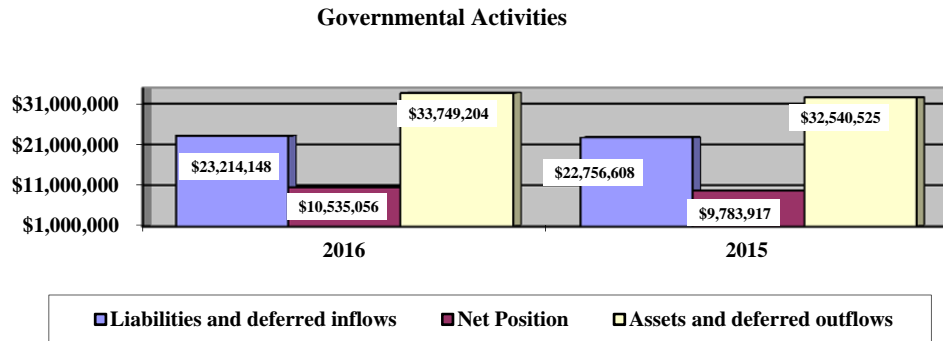
**CRESTVIEW LOCAL SCHOOL DISTRICT
RICHLAND COUNTY**

**MANAGEMENT'S DISCUSSION AND ANALYSIS
FOR THE FISCAL YEAR ENDED JUNE 30, 2016
UNAUDITED
(Continued)**

At year end, capital assets represented 64.85% of total assets. Capital assets include land, construction in progress, land improvements, buildings and improvements, furniture and equipment and vehicles. Net investment in capital assets at June 30, 2016, was \$19,457,956. These capital assets are used to provide services to the students and are not available for future spending. Although the District's investment in capital assets is reported net of related debt, it should be noted that the resources to repay the debt must be provided from other sources, since capital assets may not be used to liquidate these liabilities.

A portion of the District's net position, \$1,259,919 represents resources that are subject to external restriction on how they may be used. The remaining balance of unrestricted net position is (\$10,182,819).

The graph below shows the District's assets, deferred outflows, liabilities, deferred inflows and net position for the governmental activities for 2016 and 2015:



The table below shows the change in net position for fiscal year 2016 and 2015.

Change in Net Position

	Governmental Activities <u>2016</u>	Governmental Activities <u>2015</u>
<u>Revenues</u>		
Program revenues:		
Charges for services and sales	\$ 519,089	\$ 503,171
Operating grants and contributions	1,471,501	1,703,129
General revenues:		
Property taxes	3,425,626	3,509,944
Grants and entitlements	7,599,091	7,109,224
Investment earnings	58,525	27,558
Other	<u>33,443</u>	<u>61,335</u>
Total revenues	<u>13,107,275</u>	<u>12,914,361</u>

**CRESTVIEW LOCAL SCHOOL DISTRICT
RICHLAND COUNTY**

MANAGEMENT'S DISCUSSION AND ANALYSIS
FOR THE FISCAL YEAR ENDED JUNE 30, 2016
UNAUDITED
(Continued)

Change in Net Position

	Governmental Activities <u>2016</u>	Governmental Activities <u>2015</u>
<u>Expenses</u>		
Program expenses:		
Instruction:		
Regular	\$ 5,514,983	\$ 5,667,409
Special	1,439,147	1,442,615
Vocational	208,547	183,814
Other	30,873	3,096
Support services:		
Pupil	352,212	349,669
Instructional staff	237,521	306,265
Board of education	76,855	67,711
Administration	1,013,869	1,075,352
Fiscal	283,573	284,490
Business	1,967	1,568
Operations and maintenance	1,194,671	1,062,813
Pupil transportation	794,713	862,009
Central	16,667	19,860
Operations of non-instructional services:		
Other non-instructional services	-	415
Food service operations	550,397	494,212
Extracurricular activities	592,691	658,917
Interest and fiscal charges	<u>47,450</u>	<u>53,250</u>
Total expenses	<u>12,356,136</u>	<u>12,533,465</u>
Change in net position	751,139	380,896
Net position at beginning of year	<u>9,783,917</u>	<u>9,403,021</u>
Net position at end of year	<u>\$ 10,535,056</u>	<u>\$ 9,783,917</u>

Governmental Activities

Net position of the District's governmental activities increased \$751,139. Total governmental expenses of \$12,356,136 were offset by program revenues of \$1,990,590 and general revenues of \$11,116,685. Program revenues supported 16.11% of the total governmental expenses.

The primary sources of revenue for governmental activities are derived from property taxes, and grants and entitlements. These revenue sources represent 84.11% of total governmental revenue.

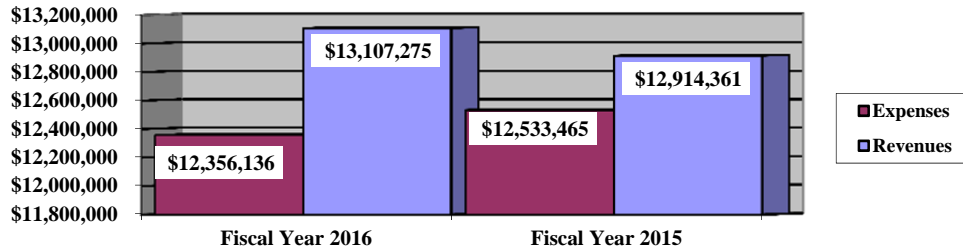
The largest expense of the District is for instructional programs. Instruction expenses totaled \$7,193,550 or 58.22% of total governmental expenses for fiscal year 2016.

**CRESTVIEW LOCAL SCHOOL DISTRICT
RICHLAND COUNTY**

**MANAGEMENT'S DISCUSSION AND ANALYSIS
FOR THE FISCAL YEAR ENDED JUNE 30, 2016
UNAUDITED
(Continued)**

The graph below presents the District's governmental activities revenue and expenses for fiscal year 2016 and 2015.

Governmental Activities - Revenues and Expenses



The statement of activities shows the cost of program services and the charges for services and grants offsetting those services. The following table shows, for governmental activities, the total cost of services and the net cost of services. That is, it identifies the cost of these services supported by tax revenue and unrestricted State grants and entitlements.

	Governmental Activities			
	Total Cost of Services <u>2016</u>	Net Cost of Services <u>2016</u>	Total Cost of Services <u>2015</u>	Net Cost of Services <u>2015</u>
Program expenses				
Instruction:				
Regular	\$ 5,514,983	\$ 5,396,504	\$ 5,667,409	\$ 5,342,364
Special	1,439,147	376,860	1,442,615	305,538
Vocational	208,547	169,182	183,814	151,179
Other	30,873	30,873	3,096	3,096
Support services:				
Pupil	352,212	352,212	349,669	349,669
Instructional staff	237,521	228,315	306,265	289,712
Board of education	76,855	76,855	67,711	67,711
Administration	1,013,869	1,013,869	1,075,352	1,075,352
Fiscal	283,573	283,573	284,490	284,490
Business	1,967	(1,692)	1,568	(552)
Operations and maintenance	1,194,671	1,193,283	1,062,813	1,049,221
Pupil transportation	794,713	794,713	862,009	862,009
Central	16,667	16,667	19,860	19,860
Operations of non-instructional services				
Other non-instructional services	-	-	415	415
Food service operations	550,397	57,806	494,212	51,041
Extracurricular activities	592,691	329,076	658,917	422,810
Interest and fiscal charges	47,450	47,450	53,250	53,250
Total expenses	<u>\$ 12,356,136</u>	<u>\$ 10,365,546</u>	<u>\$ 12,533,465</u>	<u>\$ 10,327,165</u>

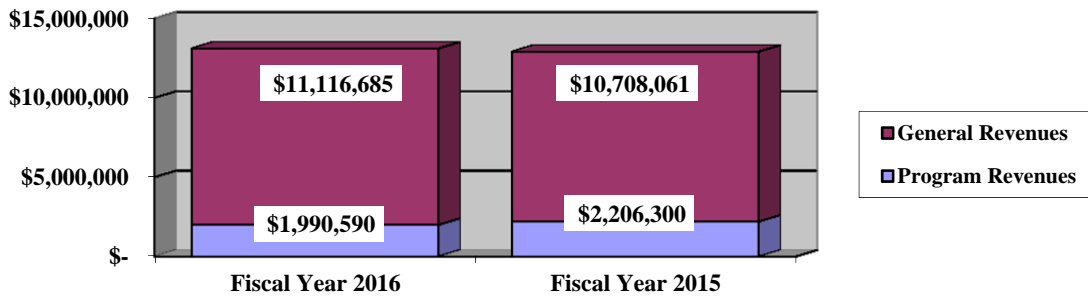
**CRESTVIEW LOCAL SCHOOL DISTRICT
RICHLAND COUNTY**

**MANAGEMENT'S DISCUSSION AND ANALYSIS
FOR THE FISCAL YEAR ENDED JUNE 30, 2016
UNAUDITED
(Continued)**

The dependence upon tax and other general revenues for governmental activities is apparent; 83.04% of instruction activities are supported through taxes and other general revenues. For all governmental activities, general revenue support is 83.89%. The District's taxpayers and grants and entitlements received from the State of Ohio, as a whole, are by far the primary support for the District's students.

The graph below presents the District's governmental activities revenue for fiscal year 2016 and 2015.

Governmental Activities - General and Program Revenues



The District's Funds

The District's governmental funds reported a combined fund balance of \$7,592,797, which is a higher balance than last year's total balance of \$6,851,102. The schedule below indicates the fund balance and the total change in fund balance as of June 30, 2016 and 2015.

	<u>Fund Balance June 30, 2016</u>	<u>Fund Balance June 30, 2015</u>	<u>Increase (Decrease)</u>	<u>Percentage Change</u>
General	\$ 6,399,987	\$ 5,648,519	\$ 751,468	13.30 %
Other governmental	<u>1,192,810</u>	<u>1,202,583</u>	<u>(9,773)</u>	(0.81) %
Total	<u>\$ 7,592,797</u>	<u>\$ 6,851,102</u>	<u>\$ 741,695</u>	10.83 %

General Fund

The District's general fund balance increased \$751,468 meaning revenues exceeded expenditures for fiscal year 2016 by \$751,468.

**CRESTVIEW LOCAL SCHOOL DISTRICT
RICHLAND COUNTY**

MANAGEMENT'S DISCUSSION AND ANALYSIS
FOR THE FISCAL YEAR ENDED JUNE 30, 2016
UNAUDITED
(Continued)

The table that follows assists in illustrating the financial activities and fund balance of the general fund.

	<u>2016</u> <u>Amount</u>	<u>2015</u> <u>Amount</u>	<u>Increase</u> <u>(Decrease)</u>	<u>Percentage</u> <u>Change</u>
<u>Revenues</u>				
Taxes	\$ 2,763,600	\$ 2,823,540	\$ (59,940)	(2.12) %
Earnings on investments	58,706	27,965	30,741	109.93 %
Intergovernmental	8,059,053	7,558,307	500,746	6.63 %
Other revenues	<u>154,689</u>	<u>267,320</u>	<u>(112,631)</u>	(42.13) %
Total	<u>\$ 11,036,048</u>	<u>\$ 10,677,132</u>	<u>\$ 358,916</u>	3.36 %
<u>Expenditures</u>				
Instruction	\$ 6,206,817	\$ 6,448,002	\$ (241,185)	(3.74) %
Support services	3,746,966	3,788,576	(41,610)	(1.10) %
Non-instructional services	-	415	(415)	(100.00) %
Extracurricular activities	321,197	396,974	(75,777)	(19.09) %
Facilities acquisition and construction	<u>9,600</u>	<u>2,900</u>	<u>6,700</u>	231.03 %
Total	<u>\$ 10,284,580</u>	<u>\$ 10,636,867</u>	<u>\$ (352,287)</u>	(3.31) %

Intergovernmental revenues increased due an increase in State Foundation funding. Other revenues decreased 42.13% due to a decrease in revenues for field trips. Expenditures decreased 3.31%, most of which was due to personnel costs.

General Fund Budgeting Highlights

The District's budget is prepared according to Ohio law and is based on accounting for certain transactions on a basis of cash receipts, disbursements and encumbrances. The most significant budgeted fund is the general fund.

During the course of fiscal year 2016, the District amended its general fund budget several times. For the general fund, original budgeted revenues and other financing sources were \$10,244,254 which was \$853,831 more than final budgeted revenues and other financing sources of 9,390,423. Actual revenues and other financing sources for fiscal year 2016 were \$11,367,303. This represents a \$1,976,880 increase over final budgeted revenues and other financing sources. The increase is primarily due to the conservative budgeting of taxes and intergovernmental revenues.

General fund original appropriations (appropriated expenditures including other financing uses) totaled \$10,933,145, which was \$67,801 less than final appropriations of \$11,000,946. The actual budget basis expenditures and other financing uses for fiscal year 2016 totaled \$10,702,093, which was \$298,853 lower than the final budget appropriations.

**CRESTVIEW LOCAL SCHOOL DISTRICT
RICHLAND COUNTY**

MANAGEMENT'S DISCUSSION AND ANALYSIS
FOR THE FISCAL YEAR ENDED JUNE 30, 2016
UNAUDITED
(Continued)

Capital Assets and Debt Administration

Capital Assets

At the end of fiscal year 2016, the District had \$20,876,083 invested in land, construction in progress, land improvements, buildings and improvements, furniture and equipment and vehicles. This entire amount is reported in governmental activities.

The following table shows fiscal year 2016 balances compared to 2015:

**Capital Assets at June 30
(Net of Depreciation)**

	Governmental Activities	
	2016	2015
Land	\$ 194,705	\$ 194,705
Construction in progress	24,050	34,422
Land improvements	243,636	266,815
Building and improvements	19,547,022	19,738,392
Furniture and equipment	619,667	544,185
Vehicles	247,003	253,455
 Total	 \$ 20,876,083	 \$ 21,031,974

The overall decrease in capital assets of \$155,891 is due to depreciation expense of \$883,889 exceeding capital outlays of \$727,998. See Note 8 to the basic financial statements for additional information on the District's capital assets.

Debt Administration

At June 30, 2016, the District had \$1,455,000 in general obligation bonds. Of this total, \$125,000 is due within one year and \$1,330,000 is due in greater than one year. The following table summarizes the bonds outstanding.

Outstanding Debt, at Year End

	Governmental Activities	Governmental Activities
	2016	2015
General obligation bonds	\$ 1,455,000	\$ 1,580,000
Total	\$ 1,455,000	\$ 1,580,000

See Note 9 to the basic financial statements for additional information on the District's debt administration.

**CRESTVIEW LOCAL SCHOOL DISTRICT
RICHLAND COUNTY**

**MANAGEMENT'S DISCUSSION AND ANALYSIS
FOR THE FISCAL YEAR ENDED JUNE 30, 2016
UNAUDITED
(Continued)**

Current Financial Related Activities

The Crestview School District is currently in a solid financial position due to the fiscally conservative nature of the Board and the staff members being cautious of frivolous expenditures. The District had a carryover available cash balance in the general fund of \$6.6 million as of June 30, 2016. In addition, the District had approximately \$853,831 set-aside in a budget reserve fund for a future shortfall. The five-year financial forecast shows a positive general fund cash balance through fiscal year 2020.

The District had begun a period of deficit spending starting in fiscal year 2014. Fiscal year 2016 did not see a deficit spending year, however future years of deficit spending are projected. The Board is watching this very carefully and taking steps now to reduce expenditures by evaluating each open position to verify the need prior to replacing the position.

Since the District relies on the State for approximately 68% of the general operating revenues, one of the largest challenges facing the district is that of State funding. Every two years an uncertainty exists until the State budget is passed by the House and Senate, and signed into law by the Governor. Shortage in the State budget must be made up by local revenues collected by taxpayers of the District.

In conclusion, the Board of Education of the Crestview School District is committed to being financially responsible. The Board continues to set fiscal goals each year and implement cost-saving and cost-containing measures in an attempt to have a balanced general fund budget.

Contacting the District's Financial Management

This financial report is designed to provide our citizens, taxpayers, and investors and creditors with a general overview of the District's finances and to show the District's accountability for the money it receives. If you have questions about this report or need additional financial information contact Mrs. Beth Lykins, Treasurer, Crestview Local School District, 1575 St. Rt. 96, Ashland, Ohio 44805.

THIS PAGE INTENTIONALLY LEFT BLANK

**CRESTVIEW LOCAL SCHOOL DISTRICT
RICHLAND COUNTY**

STATEMENT OF NET POSITION
JUNE 30, 2016

	Governmental Activities
Assets:	
Equity in pooled cash and cash equivalents.	\$ 7,932,926
Receivables:	
Property taxes	3,189,956
Accounts.	13,173
Accrued interest	13,820
Intergovernmental	130,582
Prepayments	17,149
Materials and supplies inventory.	9,960
Inventory held for resale.	6,354
Capital assets:	
Nondepreciable capital assets	218,755
Depreciable capital assets, net.	20,657,328
Capital assets, net	<u>20,876,083</u>
Total assets.	<u>32,190,003</u>
 Deferred outflows of resources:	
Unamortized deferred charges on debt refunding	36,873
Pension - STRS	1,287,170
Pension - SERS	<u>235,158</u>
Total deferred outflows of resources	<u>1,559,201</u>
 Liabilities:	
Accounts payable.	59,276
Accrued wages and benefits payable	836,458
Intergovernmental payable.	10,265
Pension and postemployment benefits payable.	138,767
Accrued interest payable	3,341
Long-term liabilities:	
Due within one year.	132,981
Due in more than one year:	
Net pension liability (See Note 11)	15,957,210
Other amounts due in more than one year	1,750,285
Total liabilities	<u>18,888,583</u>
 Deferred inflows of resources:	
Property taxes levied for the next fiscal year.	2,538,195
Pension - STRS.	1,547,043
Pension - SERS.	<u>240,327</u>
Total deferred inflows of resources	<u>4,325,565</u>
 Net position:	
Net investment in capital assets	19,457,956
Restricted for:	
Capital projects	279,476
Classroom facilities maintenance	110,557
Debt service.	539,704
Locally funded programs	667
Federally funded programs	58,277
Student activities	64,182
Other purposes	207,056
Unrestricted (deficit)	<u>(10,182,819)</u>
Total net position.	<u>\$ 10,535,056</u>

SEE ACCOMPANYING NOTES TO THE BASIC FINANCIAL STATEMENTS

**CRESTVIEW LOCAL SCHOOL DISTRICT
RICHLAND COUNTY**

STATEMENT OF ACTIVITIES
FOR THE FISCAL YEAR ENDED JUNE 30, 2016

	Expenses	Program Revenues		Net (Expense)
		Charges for Services and Sales	Operating Grants and Contributions	Revenue and Changes in Net Position
				Governmental Activities
Governmental activities:				
Instruction:				
Regular	\$ 5,514,983	\$ 94,962	\$ 23,517	\$ (5,396,504)
Special	1,439,147	-	1,062,287	(376,860)
Vocational	208,547	-	39,365	(169,182)
Other	30,873	-	-	(30,873)
Support services:				
Pupil.	352,212	-	-	(352,212)
Instructional staff	237,521	-	9,206	(228,315)
Board of education	76,855	-	-	(76,855)
Administration.	1,013,869	-	-	(1,013,869)
Fiscal.	283,573	-	-	(283,573)
Business.	1,967	-	3,659	1,692
Operations and maintenance	1,194,671	1,388	-	(1,193,283)
Pupil transportation.	794,713	-	-	(794,713)
Central	16,667	-	-	(16,667)
Operation of non-instructional services:				
Food service operations	550,397	174,678	317,913	(57,806)
Extracurricular activities.	592,691	248,061	15,554	(329,076)
Interest and fiscal charges	47,450	-	-	(47,450)
Total governmental activities	\$ 12,356,136	\$ 519,089	\$ 1,471,501	(10,365,546)
General revenues:				
Property taxes levied for:				
General purposes				2,761,612
Special revenue.				41,867
Debt service.				376,242
Capital outlay.				245,905
Grants and entitlements not restricted				
to specific programs				7,599,091
Investment earnings				58,525
Miscellaneous				33,443
Total general revenues				11,116,685
Change in net position				751,139
Net position at beginning of year				9,783,917
Net position at end of year.				\$ 10,535,056

SEE ACCOMPANYING NOTES TO THE BASIC FINANCIAL STATEMENTS

**CRESTVIEW LOCAL SCHOOL DISTRICT
RICHLAND COUNTY**

BALANCE SHEET
GOVERNMENTAL FUNDS
JUNE 30, 2016

	<u>General</u>	<u>Nonmajor Governmental Funds</u>	<u>Total Governmental Funds</u>
Assets:			
Equity in pooled cash and cash equivalents.	\$ 6,752,476	\$ 1,180,450	\$ 7,932,926
Receivables:			
Property taxes.	2,570,251	619,705	3,189,956
Accounts	13,088	85	13,173
Accrued interest	13,820	-	13,820
Interfund loans	60,621	-	60,621
Intergovernmental.	17,062	113,520	130,582
Prepayments.	17,149	-	17,149
Materials and supplies inventory.	7,836	2,124	9,960
Inventory held for resale.	-	6,354	6,354
Total assets	<u>\$ 9,452,303</u>	<u>\$ 1,922,238</u>	<u>\$ 11,374,541</u>
Liabilities:			
Accounts payable	\$ 7,107	\$ 52,169	\$ 59,276
Accrued wages and benefits payable	752,190	84,268	836,458
Intergovernmental payable	9,226	1,039	10,265
Pension and postemployment benefits payable.	124,426	14,341	138,767
Interfund loans payable.	-	60,621	60,621
Total liabilities.	<u>892,949</u>	<u>212,438</u>	<u>1,105,387</u>
Deferred inflows of resources:			
Property taxes levied for the next fiscal year.	2,045,105	493,090	2,538,195
Delinquent property tax revenue not available.	94,174	22,705	116,879
Intergovernmental revenue not available.	17,062	1,195	18,257
Accrued interest not available.	3,026	-	3,026
Total deferred inflows of resources	<u>2,159,367</u>	<u>516,990</u>	<u>2,676,357</u>
Fund balances:			
Nonspendable:			
Materials and supplies inventory.	7,836	2,124	9,960
Prepays.	17,149	-	17,149
Restricted:			
Debt service	-	531,027	531,027
Capital improvements	-	270,253	270,253
Classroom facilities maintenance	-	109,093	109,093
Food service operations	-	214,281	214,281
Targeted academic assistance	-	9,219	9,219
Other purposes.	-	667	667
Extracurricular activities.	-	64,182	64,182
Assigned:			
Student instruction	29,120	-	29,120
Student and staff support.	103,035	-	103,035
Operation of non-instructional	5,126	-	5,126
Unassigned (deficit)	6,237,721	(8,036)	6,229,685
Total fund balances	<u>6,399,987</u>	<u>1,192,810</u>	<u>7,592,797</u>
Total liabilities, deferred inflows and fund balances	<u>\$ 9,452,303</u>	<u>\$ 1,922,238</u>	<u>\$ 11,374,541</u>

SEE ACCOMPANYING NOTES TO THE BASIC FINANCIAL STATEMENTS

**CRESTVIEW LOCAL SCHOOL DISTRICT
RICHLAND COUNTY**

RECONCILIATION OF TOTAL GOVERNMENTAL FUND BALANCES TO
NET POSITION OF GOVERNMENTAL ACTIVITIES
JUNE 30, 2016

Total governmental fund balances		\$	7,592,797
<i>Amounts reported for governmental activities on the statement of net position are different because:</i>			
Capital assets used in governmental activities are not financial resources and therefore are not reported in the funds.			20,876,083
Other long-term assets are not available to pay for current-period expenditures and therefore are deferred inflows in the funds.			
Property taxes receivable	\$	116,879	
Accrued interest receivable		3,026	
Intergovernmental receivable		18,257	
Total		138,162	138,162
Unamortized amounts on refundings are not recognized in the funds.			36,873
Accrued interest payable is not due and payable in the current period and therefore is not reported in the funds.			(3,341)
The net pension liability is not due and payable in the current period; therefore, the liability and related deferred inflows/outflows are not reported in governmental funds:			
Deferred outflows of resources - pension		1,522,328	
Deferred inflows of resources - pension		(1,787,370)	
Net pension liability		(15,957,210)	
Total		(16,222,252)	(16,222,252)
Long-term liabilities, including bonds payable, are not due and payable in the current period and therefore are not reported in the funds.			
General obligation bonds		(1,455,000)	
Compensated absences		(428,266)	
Total		(1,883,266)	(1,883,266)
Net position of governmental activities		\$	10,535,056

SEE ACCOMPANYING NOTES TO THE BASIC FINANCIAL STATEMENTS

**CRESTVIEW LOCAL SCHOOL DISTRICT
RICHLAND COUNTY**

STATEMENT OF REVENUES, EXPENDITURES AND CHANGES IN FUND BALANCES
GOVERNMENTAL FUNDS
FOR THE FISCAL YEAR ENDED JUNE 30, 2016

	<u>General</u>	<u>Nonmajor Governmental Funds</u>	<u>Total Governmental Funds</u>
Revenues:			
From local sources:			
Property taxes	\$ 2,763,600	\$ 664,666	\$ 3,428,266
Tuition	36,072	-	36,072
Earnings on investments	58,706	905	59,611
Charges for services	-	174,678	174,678
Extracurricular	20,379	244,390	264,769
Classroom materials and fees	42,182	-	42,182
Rental income	1,388	-	1,388
Contributions and donations	5,998	27,983	33,981
Other local revenues	48,670	-	48,670
Intergovernmental - state	8,059,053	140,987	8,200,040
Intergovernmental - federal	-	916,486	916,486
Total revenues	<u>11,036,048</u>	<u>2,170,095</u>	<u>13,206,143</u>
Expenditures:			
Current:			
Instruction:			
Regular	5,099,095	39,250	5,138,345
Special	894,502	538,965	1,433,467
Vocational	182,347	-	182,347
Other	30,873	-	30,873
Support services:			
Pupil	355,497	-	355,497
Instructional staff	224,948	126,525	351,473
Board of education	77,103	-	77,103
Administration	1,002,231	-	1,002,231
Fiscal	269,565	15,954	285,519
Business	1,967	-	1,967
Operations and maintenance	1,007,202	151,718	1,158,920
Pupil transportation	791,786	-	791,786
Central	16,667	-	16,667
Operation of non-instructional services:			
Food service operations	-	541,040	541,040
Extracurricular activities	321,197	231,006	552,203
Facilities acquisition and construction	9,600	366,554	376,154
Debt service:			
Principal retirement	-	125,000	125,000
Interest and fiscal charges	-	43,856	43,856
Total expenditures	<u>10,284,580</u>	<u>2,179,868</u>	<u>12,464,448</u>
Net change in fund balances	751,468	(9,773)	741,695
Fund balances at beginning of year	<u>5,648,519</u>	<u>1,202,583</u>	<u>6,851,102</u>
Fund balances at end of year	<u>\$ 6,399,987</u>	<u>\$ 1,192,810</u>	<u>\$ 7,592,797</u>

SEE ACCOMPANYING NOTES TO THE BASIC FINANCIAL STATEMENTS

**CRESTVIEW LOCAL SCHOOL DISTRICT
RICHLAND COUNTY**

RECONCILIATION OF THE STATEMENT OF REVENUES, EXPENDITURES
AND CHANGES IN FUND BALANCES OF GOVERNMENTAL FUNDS
TO THE STATEMENT OF ACTIVITIES
FOR THE FISCAL YEAR ENDED JUNE 30, 2016

Net change in fund balances - total governmental funds	\$	741,695
 <i>Amounts reported for governmental activities in the statement of activities are different because:</i>		
 Governmental funds report capital outlays as expenditures. However, in the statement of activities, the cost of those assets is allocated over their estimated useful lives as depreciation expense.		
Capital asset additions	\$ 727,998	
Current year depreciation	(883,889)	
Total		(155,891)
 Revenues in the statement of activities that do not provide current financial resources are not reported as revenues in the funds.		
Property taxes	(2,640)	
Earnings on investments	(181)	
Intergovernmental	(95,792)	
Total		(98,613)
 Repayment of bond principal is an expenditure in the governmental funds, but the repayment reduces long-term liabilities on the statement of net position.		
Total		125,000
 In the statement of activities, interest is accrued on outstanding bonds, whereas in governmental funds, an interest expenditure is reported when due. The following items resulted in additional interest being reported in the statement of activities:		
Decrease in accrued interest payable	287	
Amortization of deferred charges	(3,881)	
Total		(3,594)
 Contractually required contributions are reported as expenditures in governmental funds; however, the statement of net position reports these amounts as deferred outflows.		
		865,035
 Except for amounts reported as deferred inflows/outflows, changes in the net pension liability are reported as pension expense in the statement of activities.		
		(651,820)
 Some expenses reported in the statement of activities, such as compensated absences, do not require the use of current financial resources and therefore are not reported as expenditures in governmental funds.		
		(70,673)
Change in net position of governmental activities	\$	751,139

SEE ACCOMPANYING NOTES TO THE BASIC FINANCIAL STATEMENTS

**CRESTVIEW LOCAL SCHOOL DISTRICT
RICHLAND COUNTY**

STATEMENT OF REVENUES, EXPENDITURES AND CHANGES IN
FUND BALANCE - BUDGET AND ACTUAL (NON-GAAP BUDGETARY BASIS)
GENERAL FUND
FOR THE FISCAL YEAR ENDED JUNE 30, 2016

	<u>Budgeted Amounts</u>		<u>Actual</u>	<u>Variance with Final Budget Positive (Negative)</u>
	<u>Original</u>	<u>Final</u>		
Revenues:				
From local sources:				
Property taxes	\$ 2,446,110	\$ 2,209,022	\$ 2,954,112	\$ 745,090
Tuition	36,315	34,366	39,816	5,450
Earnings on investments	23,813	22,535	49,227	26,692
Extracurricular	-	-	3,671	3,671
Classroom materials and fees	39,107	37,008	40,514	3,506
Rental income	3,146	2,977	1,388	(1,589)
Contributions and donations	1,452	1,374	-	(1,374)
Other local revenues	20,521	19,420	33,023	13,603
Intergovernmental - state	7,599,686	6,989,616	8,063,805	1,074,189
Total revenues	<u>10,170,150</u>	<u>9,316,319</u>	<u>11,185,556</u>	<u>1,869,237</u>
Expenditures:				
Current:				
Instruction:				
Regular	5,441,919	5,327,767	5,235,955	91,812
Special	881,019	950,101	922,524	27,577
Vocational	187,633	186,620	183,363	3,257
Other	4,132	38,503	35,736	2,767
Support services:				
Pupil	381,142	373,919	360,168	13,751
Instructional staff	232,474	241,208	232,381	8,827
Board of education	70,574	105,829	89,623	16,206
Administration	1,049,701	1,056,277	1,009,533	46,744
Fiscal	265,569	281,899	271,296	10,603
Operations and maintenance	1,108,203	1,045,258	1,022,285	22,973
Pupil transportation	900,323	857,473	822,951	34,522
Central	19,958	20,284	17,167	3,117
Extracurricular activities	360,334	345,460	328,890	16,570
Facilities acquisition and construction	5,165	9,727	9,600	127
Total expenditures	<u>10,908,145</u>	<u>10,840,325</u>	<u>10,541,472</u>	<u>298,853</u>
Excess (deficiency) of revenues over (under) expenditures	<u>(737,995)</u>	<u>(1,524,006)</u>	<u>644,084</u>	<u>2,168,090</u>
Other financing sources (uses):				
Refund of prior year's expenditures	70,000	70,000	67,940	(2,060)
Advances in	4,104	4,104	112,604	108,500
Advances (out)	(25,000)	(160,621)	(160,621)	-
Sale of capital assets	-	-	1,203	1,203
Total other financing sources (uses)	<u>49,104</u>	<u>(86,517)</u>	<u>21,126</u>	<u>107,643</u>
Net change in fund balance	(688,891)	(1,610,523)	665,210	2,275,733
Fund balance at beginning of year	5,799,585	5,799,585	5,799,585	-
Prior year encumbrances appropriated	141,623	141,623	141,623	-
Fund balance at end of year	<u>\$ 5,252,317</u>	<u>\$ 4,330,685</u>	<u>\$ 6,606,418</u>	<u>\$ 2,275,733</u>

SEE ACCOMPANYING NOTES TO THE BASIC FINANCIAL STATEMENTS

**CRESTVIEW LOCAL SCHOOL DISTRICT
RICHLAND COUNTY**

STATEMENT OF FIDUCIARY NET POSITION
FIDUCIARY FUNDS
JUNE 30, 2016

	Private Purpose Trust	
	Scholarship	Agency
Assets:		
Current assets:		
Equity in pooled cash and cash equivalents	\$ 500	\$ 28,598
Total assets.	500	\$ 28,598
Liabilities:		
Due to students.	-	\$ 28,598
Total liabilities	-	\$ 28,598
Net position:		
Held in trust for scholarships	500	
Total net position.	\$ 500	

SEE ACCOMPANYING NOTES TO THE BASIC FINANCIAL STATEMENTS

**CRESTVIEW LOCAL SCHOOL DISTRICT
RICHLAND COUNTY**

STATEMENT OF CHANGES IN FIDUCIARY NET POSITION
FIDUCIARY FUND
FOR THE FISCAL YEAR ENDED JUNE 30, 2016

	Private Purpose Trust
	Scholarship
Additions:	
Gifts and contributions.	\$ 500
Total additions.	500
 Deductions:	
Scholarships awarded	500
Change in net position	-
Net position at beginning of year.	500
Net position at end of year	\$ 500

SEE ACCOMPANYING NOTES TO THE BASIC FINANCIAL STATEMENTS

THIS PAGE INTENTIONALLY LEFT BLANK

**CRESTVIEW LOCAL SCHOOL DISTRICT
RICHLAND COUNTY**

**NOTES TO THE BASIC FINANCIAL STATEMENTS
FOR THE FISCAL YEAR ENDED JUNE 30, 2016**

NOTE 1 - DESCRIPTION OF THE SCHOOL DISTRICT

The Crestview Local School District (the "District") is a body politic and corporate established for the purpose of exercising the rights and privileges conveyed to it by the constitution and laws of the State of Ohio. The District is a local district as defined by Section 3311.03 of the Ohio Revised Code. The District operates under an elected Board of Education and is responsible for providing public education to residents of the District.

Average daily membership during fiscal year 2016 was 1,101. The District employed 85 certified employees and 48 non-certified employees.

Management believes the financial statements included in this report represent all of the funds of the District over which the District has the ability to exercise direct operating control.

NOTE 2 - SUMMARY OF SIGNIFICANT ACCOUNTING POLICIES

The basic financial statements of the District have been prepared in conformity with accounting principles generally accepted in the United States of America (GAAP) as applied to governmental units. The Governmental Accounting Standards Board (GASB) is the accepted standard-setting body for establishing governmental accounting and financial reporting principles. The District's significant accounting policies are described below.

A. Reporting Entity

The reporting entity has been defined in accordance with GASB Statement No. 14, "The Financial Reporting Entity" as amended by GASB Statement No. 39, "Determining Whether Certain Organizations Are Component Units" and GASB Statement No. 61, "The Financial Reporting Entity: Omnibus an amendment of GASB Statements No. 14 and No. 34". The reporting entity is composed of the primary government and component units. The primary government consists of all funds, departments, boards and agencies that are not legally separate from the District. For the District, this includes general operations, food service, and student related activities of the District.

Component units are legally separate organizations for which the District is financially accountable. The District is financially accountable for an organization if the District appoints a voting majority of the organization's Governing Board and (1) the District is able to significantly influence the programs or services performed or provided by the organization; or (2) the District is legally entitled to or can otherwise access the organization's resources; or (3) the District is legally obligated or has otherwise assumed the responsibility to finance the deficits of, or provide financial support to, the organization; or (4) the District is obligated for the debt of the organization. Component units may also include organizations that are fiscally dependent on the District in that the District approves the budget, the issuance of debt or the levying of taxes. Certain organizations are also included as component units if the nature and significance of the relationship between the primary government and the organization is such that exclusion by the primary government would render the primary government's financial statements incomplete or misleading. Based upon the application of these criteria, the District has no component units. The basic financial statements of the reporting entity include only those of the District (the primary government).

**CRESTVIEW LOCAL SCHOOL DISTRICT
RICHLAND COUNTY**

NOTES TO THE BASIC FINANCIAL STATEMENTS
FOR THE FISCAL YEAR ENDED JUNE 30, 2016
(Continued)

NOTE 2 - SUMMARY OF SIGNIFICANT ACCOUNTING POLICIES - (Continued)

The following organizations are described due to their relationship to the District:

JOINTLY GOVERNED ORGANIZATIONS

Heartland Council of Governments/North Central Ohio Computer Cooperative (the "COG")

The COG is a jointly governed organization among 16 school districts, 1 educational service center and a career center. The COG is an association of public school districts within the boundaries of Ashland, Crawford, Huron, Marion, Morrow, Richland, Seneca, and Wyandot counties. The COG was formed for the purpose of applying modern technology with the aid of computers and other electronic equipment to administrative and instructional functions among member school districts. Each member school district supports the COG based on a per pupil charge dependent upon the software package utilized. The COG is governed by a Cooperative Assembly consisting of superintendents of the member school districts. The degree of control exercised by any school district is limited to its representation on the Cooperative Assembly. During fiscal year 2016, the District paid \$98,147 to the COG for various services. Financial information can be obtained from the treasurer for the Pioneer Career and Technology Center, who serves as fiscal agent, at 27 Ryan Road, Shelby, Ohio 44875-0309.

Pioneer Career and Technology Center (PCTC)

The PCTC is a distinct political subdivision of the State of Ohio operated under the direction of a Board consisting of one representative from each of the participating school districts' elected boards, which possesses its own budgeting and taxing authority. To obtain financial information write to the Treasurer of the Pioneer Career and Technology Center at 27 Ryan Road, Shelby, OH 44875-0309.

PUBLIC ENTITY RISK POOL

Ohio School Boards Association Workers' Compensation Group Rating Plan

The District participates in a group rating plan for workers' compensation as established under Section 4123.29 of the Ohio Revised Code. The Ohio School Boards Association Workers' Compensation Group Rating Plan (GRP) was established through the Ohio School Boards Association (OSBA) as a group purchasing pool.

The Plan's business and affairs are conducted by a three member Board of Directors consisting of the President, the President-Elect, and the Immediate Past President of the OSBA. The Executive Director of the OSBA, or his designee, serves as coordinator of the GRP. Each year, the participating school districts pay an enrollment fee to the GRP to cover the costs of administering the program.

**CRESTVIEW LOCAL SCHOOL DISTRICT
RICHLAND COUNTY**

NOTES TO THE BASIC FINANCIAL STATEMENTS
FOR THE FISCAL YEAR ENDED JUNE 30, 2016
(Continued)

NOTE 2 - SUMMARY OF SIGNIFICANT ACCOUNTING POLICIES - (Continued)

INSURANCE PURCHASING POOLS

Ohio School Benefits Cooperative

The District participates in the Ohio School Benefits Cooperative, a claims servicing and group purchasing pool comprised of 24 members. The Ohio School Benefits Cooperative (OSBC) is created and organized pursuant to and as authorized by Section 9.833 of the Ohio Revised Code. OSBC is governed by a nine member Board of Directors, all of whom must be District and/or educational service center administrators. The Muskingum Valley Education Service Center serves as the fiscal agent for OSBC. OSBC is an unincorporated, non-profit association of its members and an instrumentality for each member for the purpose of enabling members of the Plan to maximize benefits and/or reduce costs of medical, prescription drug, vision, dental, life, and/or other group insurance coverages for their employees and the eligible dependents, and designated beneficiaries of such employees, and propose to have certain other eligible districts or groups of districts join them for the same purposes. Participants pay a \$500 membership fee to OSBC. OSBC offers two options to participants

Participants may enroll in the joint insurance purchasing program for medical, prescription drug, vision, dental, and/or life insurance. A second option is available for self-insured participants that provides for the purchase of stop loss insurance coverage through OSBC's third party administrator. The OSBC's business and affairs are conducted by a nine member Board of Directors consisting of Education Service Center superintendents elected by the members of the OSBC. Medical Mutual/Antares is the Administrator of the OSBC.

B. Fund Accounting

The District uses funds to maintain its financial records during the year. A fund is defined as a fiscal and accounting entity with a self balancing set of accounts. There are three categories of funds: governmental, proprietary and fiduciary.

GOVERNMENTAL FUNDS

Governmental funds are those through which most governmental functions typically are financed. Governmental fund reporting focuses on the sources, uses and balances of current financial resources. Expendable assets and deferred outflows of resources are assigned to the various governmental funds according to the purposes for which they may or must be used. Current liabilities are assigned to the fund from which they will be paid. The difference between governmental fund assets and deferred outflows of resources and liabilities and deferred inflows of resources is reported as fund balance.

The following is the District's major governmental fund:

General fund -The general fund is used to account for and report all financial resources not accounted for and reported in another fund. The general fund balance is available for any purpose provided it is expended or transferred according to the general laws of Ohio.

Other governmental funds of the District are used to account for (a) financial resources that are restricted to expenditures for capital outlays including the acquisition or construction of capital facilities and other capital assets, (b) specific revenue sources that are restricted to an expenditure for specified purposes other than debt service or capital projects and (c) financial resources that are restricted to expenditures for principal and interest.

**CRESTVIEW LOCAL SCHOOL DISTRICT
RICHLAND COUNTY**

NOTES TO THE BASIC FINANCIAL STATEMENTS
FOR THE FISCAL YEAR ENDED JUNE 30, 2016
(Continued)

NOTE 2 - SUMMARY OF SIGNIFICANT ACCOUNTING POLICIES - (Continued)

PROPRIETARY FUNDS

Proprietary funds are used to account for the District's ongoing activities which are similar to those often found in the private sector. The District has no proprietary funds.

FIDUCIARY FUNDS

Fiduciary fund reporting focuses on net position and changes in net position. The fiduciary fund category is split into four classifications: pension trust funds, investment trust funds, private-purpose trust funds and agency funds. Trust funds are used to account for assets held by the District under a trust agreement for individuals, private organizations, or other governments and are therefore not available to support the District's own programs. The District's only trust fund is a private-purpose trust which accounts for scholarship programs for students. Agency funds are custodial in nature (assets equal liabilities) and do not involve measurement of results of operations. The District's agency fund accounts for student activities.

C. Basis of Presentation and Measurement Focus

Government-wide Financial Statements - The statement of net position and the statement of activities display information about the District as a whole. These statements include the financial activities of the primary government, except for fiduciary funds.

The government-wide statement of activities presents a comparison between direct expenses and program revenues for each function or program of the governmental activities of the District. Direct expenses are those that are specifically associated with a service, program or department and therefore clearly identifiable to a particular function. Program revenues include amounts paid by the recipient of goods or services offered by the program and grants and contributions that are restricted to meeting the operational or capital requirements of a particular program. Revenues not classified as program revenues are presented as general revenues of the District.

The government-wide financial statements are prepared using the economic resources measurement focus. All assets and deferred outflows and all liabilities and deferred inflows associated with the operation of the District are included on the statement of net position.

Fund Financial Statements - Fund financial statements report detailed information about the District. The focus of governmental fund financial statements is on major funds rather than reporting funds by type. Each major fund is presented in a separate column, and all nonmajor funds are aggregated into one column. Fiduciary funds are reported by fund type.

All governmental funds are accounted for using a flow of current financial resources measurement focus. With this measurement focus, only current assets and deferred outflows and current liabilities and deferred inflows generally are included on the balance sheet. The statement of revenues, expenditures and changes in fund balances reports on the sources (i.e., revenues and other financing sources) and uses (i.e., expenditures and other financing uses) of current financial resources. This approach differs from the manner in which the governmental activities of the government-wide financial statements are prepared. Governmental fund financial statements therefore include a reconciliation with brief explanations to better identify the relationship between the government-wide statements and the statements for governmental funds.

**CRESTVIEW LOCAL SCHOOL DISTRICT
RICHLAND COUNTY**

NOTES TO THE BASIC FINANCIAL STATEMENTS
FOR THE FISCAL YEAR ENDED JUNE 30, 2016
(Continued)

NOTE 2 - SUMMARY OF SIGNIFICANT ACCOUNTING POLICIES - (Continued)

The private-purpose trust fund is reported using the economic resources measurement focus. The agency fund does not report a measurement focus as it does not report operations.

D. Basis of Accounting

Basis of accounting determines when transactions are recorded in the financial records and reported on the financial statements. Government-wide financial statements are prepared using the accrual basis of accounting. Governmental funds use the modified accrual basis of accounting. Fiduciary funds use the accrual basis of accounting.

Revenues - Exchange and Nonexchange Transactions - Revenue resulting from exchange transactions, in which each party gives and receives essentially equal value, is recorded on the accrual basis when the exchange takes place. On a modified accrual basis, revenue is recorded in the fiscal year in which the resources are measurable and become available. Available means that the resources will be collected within the current fiscal year or are expected to be collected soon enough thereafter to be used to pay liabilities of the current fiscal year. For the District, available means expected to be received within sixty days of fiscal year end.

Nonexchange transactions, in which the District receives value without directly giving equal value in return, include property taxes, grants, entitlements and donations. On an accrual basis, revenue from property taxes is recognized in the fiscal year for which the taxes are levied (See Note 5).

Revenue from grants, entitlements and donations is recognized in the fiscal year in which all eligibility requirements have been satisfied. Eligibility requirements include timing requirements, which specify the year when the resources are required to be used or the fiscal year when use is first permitted, matching requirements, in which the District must provide local resources to be used for a specified purpose and expenditure requirements, in which the resources are provided to the District on a reimbursement basis. On a modified accrual basis, revenue from nonexchange transactions must also be available before it can be recognized.

Under the modified accrual basis, the following revenue sources are considered to be both measurable and available at fiscal year end: property taxes available as an advance, interest, tuition, grants, student fees and rentals.

Deferred Outflows of Resources and Deferred Inflows of Resources - In addition to assets, the government-wide statement of net position will report a separate section for deferred outflows of resources. Deferred outflows of resources, represents a consumption of net position that applies to a future period and will not be recognized as an outflow of resources (expense/expenditure) until then. For the District, see Note 11 for deferred outflows of resources related the District's net pension liability. In addition, deferred outflows of resources include a deferred charge on debt refunding. A deferred charge on refunding results from the difference in the carrying value of refunded debt and its reacquisition price. This amount is deferred and amortized over the shorter of the life of the refunded or refunding debt.

**CRESTVIEW LOCAL SCHOOL DISTRICT
RICHLAND COUNTY**

NOTES TO THE BASIC FINANCIAL STATEMENTS
FOR THE FISCAL YEAR ENDED JUNE 30, 2016
(Continued)

NOTE 2 - SUMMARY OF SIGNIFICANT ACCOUNTING POLICIES - (Continued)

In addition to liabilities, both the government-wide statement of net position and the governmental fund financial statements report a separate section for deferred inflows of resources. Deferred inflows of resources represent an acquisition of net position that applies to a future period and will not be recognized as an inflow of resources (revenue) until that time. For the District, deferred inflows of resources include property taxes and unavailable revenue. Property taxes represent amounts for which there is an enforceable legal claim as of June 30, 2016, but which were levied to finance fiscal year 2017 operations. These amounts have been recorded as a deferred inflow of resources on both the government-wide statement of net position and the governmental fund financial statements. Unavailable revenue is reported only on the governmental funds balance sheet, and represents receivables which will not be collected within the available period. For the District unavailable revenue includes, but is not limited to, delinquent property taxes and intergovernmental grants. These amounts are deferred and recognized as an inflow of resources in the period the amounts become available.

For the District, see Note 11 for deferred inflows of resources related to the District's net pension liability. This deferred inflow of resources is only reported on the government-wide statement of net position.

Expenses/Expenditures - On the accrual basis of accounting, expenses are recognized at the time they are incurred. The entitlement value of donated commodities used during the year is reported in the statement of revenues, expenditures and changes in fund balances as an expenditure with a like amount reported as intergovernmental revenue.

The measurement focus of governmental fund accounting is on decreases in net financial resources (expenditures) rather than expenses. Expenditures are generally recognized in the accounting period in which the related fund liability is incurred, if measurable. Allocations of cost, such as depreciation and amortization, are not recognized in governmental funds.

E. Budgets

The District is required by State statute to adopt an annual appropriated cash basis budget for all funds (except agency funds). The specific timetable for fiscal year 2016 is as follows:

1. Prior to January 15, the Superintendent and Treasurer submit to the Board of Education a proposed operating budget for the fiscal year commencing the following July 1. The budget includes proposed expenditures and the means of financing for all funds. Public hearings are publicized and conducted to obtain taxpayers' comments. The purpose of this budget document is to reflect the need for existing (or increased) tax rates.
2. By no later than January 20, the Board-adopted budget is filed with the Richland County Budget Commission for tax rate determination.

**CRESTVIEW LOCAL SCHOOL DISTRICT
RICHLAND COUNTY**

NOTES TO THE BASIC FINANCIAL STATEMENTS
FOR THE FISCAL YEAR ENDED JUNE 30, 2016
(Continued)

NOTE 2 - SUMMARY OF SIGNIFICANT ACCOUNTING POLICIES - (Continued)

3. Prior to April 1, the Board of Education accepts, by formal resolution, the tax rates as determined by the Budget Commission and receives the Commission's certificate of estimated resources which states the projected revenue of each fund. On or before June 30, the District must revise its budget so that total contemplated expenditures from any fund during the ensuing year will not exceed the amount stated in the certificate of estimated resources. The revised budget then serves as a basis for the appropriation measure. On or about July 1, the certificate is amended to include any unencumbered balances from the preceding year as reported by the District Treasurer. The certificate may be further amended during the year if projected increases or decreases in revenue are identified by the District Treasurer. The amounts reported in the budgetary statement reflect the amounts set forth in the original and final certificate of estimated resources issued for fiscal year 2016.
4. By July 1, the annual appropriation resolution is legally enacted by the Board of Education at the fund level of expenditures, which is the legal level of budgetary control. State statute permits a temporary appropriation to be effective until no later than October 1 of each year. Although the legal level of budgetary control was established at the fund level of expenditures, the District has elected to present budgetary statement comparisons at the fund and function level of expenditures. Resolution appropriations by fund, must be within the estimated resources as certified by the County Budget Commission and the total of expenditures may not exceed the appropriation totals.
5. Any revisions that alter the total of any fund appropriation must be approved by the Board of Education.
6. Formal budgetary integration is employed as a management control device during the year for all funds consistent with the general obligation bond indenture and other statutory provisions. All funds completed the year within the amount of their legally authorized cash basis appropriation.
7. Appropriations amounts are as originally adopted, or as amended by the Board of Education through the year by supplemental appropriations, which either reallocated or increased the original appropriated amounts. All supplemental appropriations were legally enacted by the Board during fiscal year 2016.
8. Unencumbered appropriations lapse at year end. Encumbered appropriations are carried forward to the succeeding fiscal year and need not be reappropriated. Expenditures may not legally exceed budgeted appropriations at the fund level.

F. Cash and Investments

To improve cash management, cash received by the District is pooled. Monies for all funds are maintained in this pool. Individual fund integrity is maintained through the District's records. Each fund's interest in the pool is presented as "equity in pooled cash and cash equivalents" on the basic financial statements.

During fiscal year 2016, investments were limited to the State Treasury Asset Reserve of Ohio (STAR Ohio), U.S. government money markets, negotiable certificates of deposit, and federal agency securities. Except for nonparticipating investment contracts, investments are reported at fair value, which is based on quoted market prices. Nonparticipating investment contracts, such as nonnegotiable certificates of deposit, are reported at cost.

**CRESTVIEW LOCAL SCHOOL DISTRICT
RICHLAND COUNTY**

NOTES TO THE BASIC FINANCIAL STATEMENTS
FOR THE FISCAL YEAR ENDED JUNE 30, 2016
(Continued)

NOTE 2 - SUMMARY OF SIGNIFICANT ACCOUNTING POLICIES - (Continued)

STAR Ohio is an investment pool managed by the State Treasurer's Office which allows governments within the state to pool their funds for investment purposes. STAR Ohio is not registered with the SEC as an investment company, but has adopted Governmental Accounting Standards Board (GASB), Statement No. 79, "Certain External Investment Pools and Pool Participants." The School District measures their investment in STAR Ohio at the net asset value (NAV) per share provided by STAR Ohio. The NAV per share is calculated on an amortized cost basis that provides an NAV per share that approximates fair value.

Under existing Ohio statutes all investment earnings are assigned to the general fund unless statutorily required to be credited to a specific fund. Investment earnings are credited to funds based on Board Policy and State statute. Interest revenue credited to the general fund during fiscal year 2016 amounted to \$58,706, which includes \$8,419 assigned from other District funds.

For presentation on the basic financial statements, investments of the cash management pool and investments with original maturities of three months or less at the time they are purchased by the District are considered to be cash equivalents. Investments with an initial maturity of more than three months are reported as investments.

An analysis of the District's investment account at year end is provided in Note 4.

G. Inventory

On government-wide and fund financial statements, purchased inventories are presented at the lower of cost or market and donated commodities are presented at their entitlement value. Inventories are recorded on a first-in, first-out basis and are expensed when used. Inventories are accounted for using the consumption method.

On the fund financial statements, reported material and supplies inventory is equally offset by a nonspendable fund balance in the governmental funds which indicates that it does not constitute available spendable resources even though it is a component of net current assets.

Inventory consists of expendable supplies held for consumption, donated food and purchased food.

H. Capital Assets

General capital assets result from expenditures in the governmental funds. These assets are reported in the governmental activities column of the government-wide Statement of Net Position, but are not reported in the fund financial statements.

All capital assets are capitalized at cost (or estimated historical cost) and updated for additions and retirements during the year. Donated capital assets are recorded at their fair market values as of the date received. The District maintains a capitalization threshold of \$5,000. Improvements are capitalized; the costs of normal maintenance and repairs that do not add to the value of the asset or materially extend an asset's life are not. The District does not possess infrastructure.

**CRESTVIEW LOCAL SCHOOL DISTRICT
RICHLAND COUNTY**

NOTES TO THE BASIC FINANCIAL STATEMENTS
FOR THE FISCAL YEAR ENDED JUNE 30, 2016
(Continued)

NOTE 2 - SUMMARY OF SIGNIFICANT ACCOUNTING POLICIES - (Continued)

All reported capital assets except land and construction in progress are depreciated. Improvements are depreciated over the remaining useful lives of the related capital assets. Depreciation is computed using the straight-line method over the following useful lives:

<u>Description</u>	Governmental Activities <u>Estimated Lives</u>
Land improvements	5 - 20 years
Buildings and improvements	20 - 50 years
Furniture and equipment	5 - 20 years
Vehicles	6 - 10 years

I. Interfund Balances

On fund financial statements, receivables and payables resulting from short-term interfund loans are classified as “interfund receivables/payables.” These amounts are eliminated in the governmental activities column on the statement of net position.

J. Compensated Absences

Compensated absences of the District consist of vacation leave and sick leave to the extent that payments to the employee for these absences are attributable to services already rendered and are not contingent on a specific event that is outside the control of the District and the employee.

In accordance with the provisions of GASB Statement No. 16, “Accounting for Compensated Absences”, a liability for vacation leave is accrued if a) the employees’ rights to payment are attributable to services already rendered; and b) it is probable that the employer will compensate the employees for the benefits through paid time off or other means, such as cash payment at termination or retirement. An accrual for earned sick leave is made to the extent that it is probable that the benefits will result in termination (severance) payments. A liability for sick leave is accrued using the vesting method; i.e., the liability is based on the sick leave accumulated at June 30, 2016, by those employees who are currently eligible to receive termination (severance) payments, as well as those employees expected to become eligible in the future. For purposes of establishing a liability for sick leave on employees expected to become eligible to retire in the future, all employees age 50 or greater with at least 10 years of service and all employees with at least 20 years of service regardless of their age, were expected to become eligible to retire in accordance with GASB Statement No. 16.

The total liability for vacation and sick leave payments has been calculated using pay rates in effect at June 30, 2016, and reduced to the maximum payment allowed by labor contract and/or statute, plus any applicable additional salary related payments.

The entire compensated absence liability is reported on the government-wide financial statements.

For governmental fund financial statements, the current portion of unpaid compensated absences is the amount expected to be paid using expendable available resources. These amounts are recorded in the account “compensated absences payable” in the fund from which the employees who have accumulated unpaid leave are paid. The noncurrent portion of the liability is not reported.

**CRESTVIEW LOCAL SCHOOL DISTRICT
RICHLAND COUNTY**

NOTES TO THE BASIC FINANCIAL STATEMENTS
FOR THE FISCAL YEAR ENDED JUNE 30, 2016
(Continued)

NOTE 2 - SUMMARY OF SIGNIFICANT ACCOUNTING POLICIES - (Continued)

K. Accrued Liabilities and Long-Term Obligations

All payables, accrued liabilities and long-term obligations are reported in the government-wide financial statements.

In general, governmental fund payables and accrued liabilities that, once incurred, are paid in a timely manner and in full from current financial resources, are reported as obligations of the funds. However, claims and judgments and compensated absences that will be paid from governmental funds are reported as a liability in the fund financial statements only to the extent that they are due for payment during the current year. Bonds are recognized as a liability on the fund financial statements when due.

L. Fund Balance

Fund balance is divided into five classifications based primarily on the extent to which the District is bound to observe constraints imposed upon the use of the resources in the governmental funds. The classifications are as follows:

Nonspendable - The nonspendable fund balance classification includes amounts that cannot be spent because they are not in spendable form or legally required to be maintained intact. The “not in spendable form” criterion includes items that are not expected to be converted to cash. It also includes the long-term amount of loans receivable.

Restricted - Fund balance is reported as restricted when constraints are placed on the use of resources that are either externally imposed by creditors (such as through debt covenants), grantors, contributors, or laws or regulations of other governments, or imposed by law through constitutional provisions or enabling legislation.

Committed - The committed fund balance classification includes amounts that can be used only for the specific purposes imposed by a formal action (resolution) of the District Board of Education (the highest level of decision making authority). Those committed amounts cannot be used for any other purpose unless the District Board of Education removes or changes the specified use by taking the same type of action (resolution) it employed to previously commit those amounts. Committed fund balance also incorporates contractual obligations to the extent that existing resources in the fund have been specifically committed for use in satisfying those contractual requirements.

Assigned - Amounts in the assigned fund balance classification are intended to be used by the District for specific purposes, but do not meet the criteria to be classified as restricted nor committed. In governmental funds other than the general fund, assigned fund balance represents the remaining amount that is not restricted or committed. In the general fund, assigned amounts represent intended uses established by policies of the District Board of Education, which includes giving the Treasurer the authority to constrain monies for intended purposes.

Unassigned - Unassigned fund balance is the residual classification for the general fund and includes all spendable amounts not contained in the other classifications. In other governmental funds, the unassigned classification is only used to report a deficit fund balance resulting from overspending for specific purposes for which amounts had been restricted, committed, or assigned.

**CRESTVIEW LOCAL SCHOOL DISTRICT
RICHLAND COUNTY**

NOTES TO THE BASIC FINANCIAL STATEMENTS
FOR THE FISCAL YEAR ENDED JUNE 30, 2016
(Continued)

NOTE 2 - SUMMARY OF SIGNIFICANT ACCOUNTING POLICIES - (Continued)

The District applies restricted resources first when expenditures are incurred for purposes for which restricted and unrestricted (committed, assigned, and unassigned) fund balance is available. Similarly, within unrestricted fund balance, committed amounts are reduced first followed by assigned, and then unassigned amounts when expenditures are incurred for purposes for which amounts in any of the unrestricted fund balance classifications could be used.

M. Net Position

Net position represents the difference between assets and deferred outflows and liabilities and deferred inflows. The net position component "net investment in capital assets," consists of capital assets, net of accumulated depreciation, reduced by the outstanding balances of any borrowing used for the acquisition, construction or improvement of those assets. Deferred outflows of resources and deferred inflows of resources that are attributable to the acquisition, construction or improvement of those assets or related debt also should be included in this component of net position. Net position is reported as restricted when there are limitations imposed on its use either through the enabling legislation adopted by the District or through external restrictions imposed by creditors, grantors or laws or regulations of other governments.

The District applies restricted resources first when an expense is incurred for purposes for which both restricted and unrestricted net position is available.

N. Prepayments

Certain payments to vendors reflect the costs applicable to future accounting periods and are recorded as prepaid items in both government-wide and fund financial statements. These items are reported as assets on the balance sheet using the consumption method. A current asset for the prepaid amounts is recorded at the time of the purchase and the expenditure/expense is reported in the year in which services are consumed.

O. Estimates

The preparation of the basic financial statements in conformity with GAAP requires management to make estimates and assumptions that affect the amounts reported in the basic financial statements and accompanying notes. Actual results may differ from those estimates.

P. Interfund Activity

Exchange transactions between funds are reported as revenues in the seller funds and as expenditures/expenses in the purchaser funds. Flows of cash or goods from one fund to another without a requirement for repayment are reported as interfund transfers. Interfund transfers are reported as other financing sources/uses in governmental funds. Repayments from funds responsible for particular expenditures/expenses to the funds that initially paid for them are not presented on the basic financial statements.

**CRESTVIEW LOCAL SCHOOL DISTRICT
RICHLAND COUNTY**

NOTES TO THE BASIC FINANCIAL STATEMENTS
FOR THE FISCAL YEAR ENDED JUNE 30, 2016
(Continued)

NOTE 2 - SUMMARY OF SIGNIFICANT ACCOUNTING POLICIES - (Continued)

Q. Pensions

For purposes of measuring the net pension liability, deferred outflows of resources and deferred inflows of resources related to pensions, and pension expense, information about the fiduciary net position of the pension plans and additions to/deductions from their fiduciary net position have been determined on the same basis as they are reported by the pension systems. For this purpose, benefit payments (including refunds of employee contributions) are recognized when due and payable in accordance with the benefit terms. The pension systems report investments at fair value.

R. Extraordinary and Special Items

Extraordinary items are transactions or events that are both unusual in nature and infrequent in occurrence. Special items are transactions or events that are within the control of the Board of Education and that are either unusual in nature or infrequent in occurrence. Neither type of transaction occurred during fiscal year 2016.

S. Unamortized Deferred Charges

For advance refundings resulting in the defeasance of debt, the difference between the reacquisition price and the net carrying amount of the old debt is deferred and amortized as component of interest expense. This accounting gain or loss is amortized over the remaining life of the old debt or the life of the new debt, whichever is shorter and is presented as a deferred outflow of resources.

T. Budget Stabilization Arrangement

The District has established a budget stabilization reserve in accordance with authority established by State law. Additions to the stabilization reserve can only be made by formal resolution of the Board of Education. Expenditures out of the budget stabilization reserve can only be made for future general fund shortfall. At June 30, 2016, the balance in the budget stabilization reserve was \$853,831. This amount is included in unassigned fund balance of the general fund and in unrestricted net position on the statement of net position.

U. Fair Market Value

The District categorizes its fair value measurements within the fair value hierarchy established by generally accepted accounting principles. The hierarchy is based on the valuation inputs used to measure the fair value of the asset. Level 1 inputs are quoted prices in active markets for identical assets; Level 2 inputs are significant other observable inputs; Level 3 inputs are significant unobservable inputs.

**CRESTVIEW LOCAL SCHOOL DISTRICT
RICHLAND COUNTY**

**NOTES TO THE BASIC FINANCIAL STATEMENTS
FOR THE FISCAL YEAR ENDED JUNE 30, 2016**

(Continued)

NOTE 3 - ACCOUNTABILITY AND COMPLIANCE

A. Change in Accounting Principles

For fiscal year 2016, the District has implemented GASB Statement No. 72, "Fair Value Measurement and Application", GASB Statement No. 73 "Accounting and Financial Reporting for Pensions and Related Assets That Are Not within the Scope of GASB Statement 68, and Amendments to Certain Provisions of GASB Statements 67 and 68", GASB Statement No. 76, "The Hierarchy of Generally Accepted Accounting Principles for State and Local Governments", and GASB Statement No. 79, "Certain External Investment Pools and Pool Participants".

GASB Statement No. 72 addresses accounting and financial reporting issues related to fair value measurement. This Statement also provides guidance for applying fair value to certain investments and disclosures related to all fair value measurements. The implementation of GASB Statement No. 72 did not have an effect on the financial statements of the District.

GASB Statement No. 73 improves the usefulness of information about pensions included in the general purposes external financial reports of state and local governments for making decisions and assessing accountability. The implementation of GASB Statement No. 73 did not have an effect on the financial statements of the District.

GASB Statement No. 76 identifies - in the context of the current governmental financial reporting environment - the hierarchy of generally accepted accounting principles (GAAP). This Statement reduces the GAAP hierarchy to two categories of authoritative GAAP and addresses the use of authoritative and nonauthoritative literature in the event that the accounting treatment for a transaction or other event is not specified within a source of authoritative GAAP. The implementation of GASB Statement No. 76 did not have an effect on the financial statements of the District.

GASB Statement No. 79 establishes criteria for an external investment pool to qualify for making the election to measure all of its investments at amortized cost for financial reporting purposes. The implementation of GASB Statement No. 79 did not have an effect on the financial statements of the District.

B. Deficit Fund Balances

Fund balances at June 30, 2016 included the following individual fund deficits:

<u>Nonmajor funds</u>	<u>Deficit</u>
IDEA Part B	\$ 8
Title I	8,028

The general fund is liable for any deficit in these funds and provides transfers when cash is required, not when accruals occur. The deficit fund balance resulted from adjustments for accrued liabilities.

**CRESTVIEW LOCAL SCHOOL DISTRICT
RICHLAND COUNTY**

NOTES TO THE BASIC FINANCIAL STATEMENTS
FOR THE FISCAL YEAR ENDED JUNE 30, 2016
(Continued)

NOTE 4 - DEPOSITS AND INVESTMENTS

State statutes classify monies held by the District into three categories.

Active deposits are public deposits necessary to meet current demands on the treasury. Such monies must be maintained either as cash in the District treasury, in commercial accounts payable or withdrawable on demand, including negotiable order of withdrawal (NOW) accounts, or in money market deposit accounts.

Inactive deposits are public deposits that the Board of Education has identified as not required for use within the current five year period of designation of depositories. Inactive deposits must either be evidenced by certificates of deposit maturing not later than the end of the current period of designation of depositories, or by savings or deposit accounts including, but not limited to, passbook accounts.

Interim deposits are deposits of interim monies. Interim monies are those monies which are not needed for immediate use, but which will be needed before the end of the current period of designation of depositories. Interim deposits must be evidenced by time certificates of deposit maturing not more than one year from the date of deposit or by savings or deposit accounts including passbook accounts.

Interim monies may be deposited or invested in the following securities:

1. United States Treasury Notes, Bills, Bonds, or any other obligation or security issued by the United States Treasury or any other obligation guaranteed as to principal and interest by the United States;
2. Bonds, notes, debentures, or any other obligations or securities issued by any federal government agency or instrumentality, including but not limited to, the Federal National Mortgage Association, Federal Home Loan Bank, Federal Farm Credit Bank, Federal Home Loan Mortgage Corporation, Government National Mortgage Association, and Student Loan Marketing Association. All federal agency securities shall be direct issuances of federal government agencies or instrumentalities;
3. Written repurchase agreements in the securities listed above provided that the market value of the securities subject to the repurchase agreement must exceed the principal value of the agreement by at least two percent and be marked to market daily, and that the term of the agreement must not exceed thirty days;
4. Bonds and other obligations of the State of Ohio;
5. No-load money market mutual funds consisting exclusively of obligations described in items (1) and (2) above and repurchase agreements secured by such obligations, provided that investments in securities described in this division are made only through eligible institutions;
6. The State Treasurer's investment pool (STAR Ohio);
7. Certain banker's acceptance and commercial paper notes for a period not to exceed one hundred eighty days from the purchase date in an amount not to exceed twenty-five percent of the interim monies available for investment at any one time; and,
8. Under limited circumstances, corporate debt interests rated in either of the two highest classifications by at least two nationally recognized rating agencies.

**CRESTVIEW LOCAL SCHOOL DISTRICT
RICHLAND COUNTY**

**NOTES TO THE BASIC FINANCIAL STATEMENTS
FOR THE FISCAL YEAR ENDED JUNE 30, 2016
(Continued)**

NOTE 4 - DEPOSITS AND INVESTMENTS - (Continued)

Protection of the District's deposits is provided by the Federal Deposit Insurance Corporation (FDIC), by eligible securities pledged by the financial institution as security for repayment, by surety company bonds deposited with the Treasurer by the financial institution or by a single collateral pool established by the financial institution to secure the repayment of all public monies deposited with the institution.

Investments in stripped principal or interest obligations, reverse repurchase agreements and derivatives are prohibited. The issuance of taxable notes for the purpose of arbitrage, the use of leverage and short selling are also prohibited. An investment must mature within five years from the date of purchase unless matched to a specific obligation or debt of the District and must be purchased with the expectation that it will be held to maturity. Investments may only be made through specified dealers and institutions. Payment for investments may be made only upon delivery of the securities representing the investments to the Treasurer or, if the securities are not represented by a certificate, upon receipt of confirmation of transfer from the custodian.

A. Cash on Hand

At fiscal year end, the District had \$550 in undeposited cash on hand which is included on the financial statements of the District as part of "equity in pooled cash and investments".

B. Deposits with Financial Institutions

At June 30, 2016, the carrying amount of all District deposits was \$3,349,105. Based on the criteria described in GASB Statement No. 40, "Deposits and Investment Risk Disclosures", as of June 30, 2016, \$2,100,107 of the District's bank balance of \$3,358,649 was exposed to custodial risk as discussed below, while \$1,258,542 was covered by the FDIC.

Custodial credit risk is the risk that, in the event of bank failure, the District's deposits may not be returned. All deposits are collateralized with eligible securities in amounts equal to at least 105% of the carrying value of the deposits. Such collateral, as permitted by the Ohio Revised Code, is held in single financial institution collateral pools at Federal Reserve Banks, or at member banks of the federal reserve system, in the name of the respective depository bank and pledged as a pool of collateral against all of the public deposits it holds or as specific collateral held at the Federal Reserve Bank in the name of the District. The District has no deposit policy for custodial credit risk beyond the requirements of State statute. Although the securities were held by the pledging institutions' trust department and all statutory requirements for the deposit of money had been followed, noncompliance with federal requirements could potentially subject the District to a successful claim by the FDIC.

**CRESTVIEW LOCAL SCHOOL DISTRICT
RICHLAND COUNTY**

NOTES TO THE BASIC FINANCIAL STATEMENTS
FOR THE FISCAL YEAR ENDED JUNE 30, 2016
(Continued)

NOTE 4 - DEPOSITS AND INVESTMENTS - (Continued)

C. Investments

As of June 30, 2016, the District had the following investments and maturities:

<u>Investment type</u>	<u>Fair Value</u>	<u>Investment Maturities</u>				
		<u>6 months or less</u>	<u>7 to 12 months</u>	<u>13 to 18 months</u>	<u>19 to 24 months</u>	<u>Greater than 24 months</u>
STAR Ohio	\$ 80,690	\$ 80,690	\$ -	\$ -	\$ -	\$ -
FHLB	500,255	-	-	-	-	500,255
FHLMC	750,413	-	-	-	-	750,413
FNMA	500,180	-	-	-	-	500,180
U.S. Government Money Market	39,364	39,364	-	-	-	-
Negotiable CD's	<u>2,741,467</u>	<u>495,270</u>	<u>247,422</u>	<u>748,280</u>	<u>249,503</u>	<u>1,000,992</u>
Total	<u>4,612,369</u>	<u>615,324</u>	<u>247,422</u>	<u>748,280</u>	<u>249,503</u>	<u>2,751,840</u>

The weighted average maturity of the investments is 2.5 days.

The District's investments in federal agency securities, negotiable certificates of deposit, U.S. government money market are valued using quoted market prices (Level 1 inputs).

Interest Rate Risk: Interest rate risk arises potential purchasers of debt securities will not agree to pay face value for those securities if interest rates subsequently increase. As a means of limiting its exposure to fair value losses arising from rising interest rates and according to State law, the District's investment policy limits investment portfolio maturities to five years or less.

Credit Risk: The District's investments in federal securities were rated AA+ and AAA by Standard & Poor's and Moody's Investor Services, respectively. The District's investment policy does not specifically address credit risk beyond the adherence to all relevant sections of the Ohio Revised Code. Standard & Poor's has assigned STAR Ohio and the U.S. Government money market an AAAM money market rating. Ohio law requires that STAR Ohio maintain the highest rating provided by at least one nationally recognized standard rating service. The negotiable CDs are fully covered by the FDIC and are not rated.

Custodial Credit Risk: For an investment, custodial credit risk is the risk that, in the event of the failure of the counterparty, the District will not be able to recover the value of its investments or collateral securities that are in the possession of an outside party. The District has no investment policy dealing with investment custodial risk beyond the requirement in State statute that prohibits payment for investments prior to the delivery of the securities representing such investments to the Treasurer or qualified trustee.

**CRESTVIEW LOCAL SCHOOL DISTRICT
RICHLAND COUNTY**

NOTES TO THE BASIC FINANCIAL STATEMENTS
FOR THE FISCAL YEAR ENDED JUNE 30, 2016
(Continued)

NOTE 4 - DEPOSITS AND INVESTMENTS - (Continued)

Concentration of Credit Risk: The District places no limit on the amount that may be invested in any one issuer. The following table includes the percentage of each investment type held by the District at June 30, 2016:

<u>Investment type</u>	<u>Fair Value</u>	<u>% of Total</u>
STAR Ohio	\$ 80,690	1.75
FHLB	500,255	10.85
FHLMC	750,413	16.27
FNMA	500,180	10.84
U.S. Government Money Market	39,364	0.85
Negotiable CD's	<u>2,741,467</u>	<u>59.44</u>
Total	<u>\$ 4,612,369</u>	<u>100.00</u>

D. Reconciliation of Cash and Investments to the Statement of Net Position

The following is a reconciliation of cash and investments as reported in the note above to cash and investments as reported on the statement of net position as of June 30, 2016:

<u>Cash and investments per note</u>	
Carrying amount of deposits	\$ 3,349,105
Investments	4,612,369
Cash on hand	<u>550</u>
Total	<u>\$ 7,962,024</u>
 <u>Cash and investments per statement of net position</u>	
Governmental activities	\$ 7,932,926
Private-purpose trust funds	500
Agency fund	<u>28,598</u>
Total	<u>\$ 7,962,024</u>

**CRESTVIEW LOCAL SCHOOL DISTRICT
RICHLAND COUNTY**

**NOTES TO THE BASIC FINANCIAL STATEMENTS
FOR THE FISCAL YEAR ENDED JUNE 30, 2016
(Continued)**

NOTE 5 - PROPERTY TAXES

Property taxes are levied and assessed on a calendar year basis while the District fiscal year runs from July through June. First half tax collections are received by the District in the second half of the fiscal year. Second half tax distributions occur in the first half of the following fiscal year.

Property taxes include amounts levied against all real property and public utility property. Real property tax revenues received in calendar year 2016 represent the collection of calendar year 2015 taxes. Real property taxes received in calendar year 2016 were levied after April 1, 2015, on the assessed values as of January 1, 2015, the lien date. Assessed values for real property taxes are established by State statute at 35 percent of appraised market value. Real property taxes are payable annually or semiannually. If paid annually, payment is due December 31; if paid semiannually, the first payment is due December 31, with the remainder payable by June 20. Under certain circumstances, State statute permits alternate payment dates to be established. Public utility property tax revenues received in calendar year 2016 represent the collection of calendar year 2015 taxes. Public utility real and personal property taxes received in calendar year 2016 became a lien on December 31, 2014, were levied after April 1, 2015, and are collected with real property taxes. Public utility real property is assessed at 35 percent of true value; public utility tangible personal property is currently assessed at varying percentages of true value.

The District receives property taxes from Richland and Ashland Counties. The County Auditors periodically advance to the District its portion of the taxes collected. Second-half real property tax payments collected by the County by June 30, 2016, are available to finance fiscal year 2016 operations. The amount available as an advance at June 30, 2016 was \$430,972 in the general fund, \$55,001 in the debt service fund (a nonmajor governmental fund), \$6,701 in the classroom facilities maintenance fund (a nonmajor governmental fund) and \$42,208 in the permanent improvement fund (a nonmajor governmental fund). This amount is recorded as revenue. The amount available for advance at June 30, 2015 was \$621,484 in the general fund, \$79,696 in the debt service fund (a nonmajor governmental fund), \$9,304 in the classroom facilities maintenance fund (a nonmajor governmental fund) and \$61,955 in the permanent improvement fund (a nonmajor governmental fund). The amount of second-half real property taxes available for advance at fiscal year-end can vary based on the date the tax bills are sent.

Accrued property taxes receivable includes real property, public utility property and delinquent tangible personal property taxes which are measurable as of June 30, 2016 and for which there is an enforceable legal claim. Although total property tax collections for the next fiscal year are measurable, only the amount of real property taxes available as an advance at June 30 was levied to finance current fiscal year operations and is reported as revenue at fiscal year end. The portion of the receivable not levied to finance current fiscal year operations is offset by a credit to deferred inflows.

On the accrual basis of accounting, collectible delinquent property taxes have been recorded as a receivable and revenue, while on a modified accrual basis of accounting the revenue has been reported as a deferred inflow.

**CRESTVIEW LOCAL SCHOOL DISTRICT
RICHLAND COUNTY**

NOTES TO THE BASIC FINANCIAL STATEMENTS
FOR THE FISCAL YEAR ENDED JUNE 30, 2016
(Continued)

NOTE 5 - PROPERTY TAXES (Continued)

The assessed values upon which the fiscal year 2016 taxes were collected are:

	2015 Second Half Collections		2016 First Half Collections	
	<u>Amount</u>	<u>Percent</u>	<u>Amount</u>	<u>Percent</u>
Agricultural/residential and other real estate	\$ 137,780,980	92.89	\$ 138,352,900	91.71
Public utility personal	<u>10,545,490</u>	<u>7.11</u>	<u>12,505,050</u>	<u>8.29</u>
Total	<u>\$ 148,326,470</u>	<u>100.00</u>	<u>\$ 150,857,950</u>	<u>100.00</u>
Tax rate per \$1,000 of assessed valuation:				
Operations	\$42.40		\$42.40	
Debt service	3.00		3.00	
Permanent improvement	3.00		3.00	

NOTE 6 - INTERFUND TRANSACTIONS

- A. Interfund loans receivable/payable consisted of the following at June 30, 2016, as reported on the fund statements:

<u>Receivable Fund</u>	<u>Payable Fund</u>	<u>Amount</u>
General fund	Nonmajor governmental fund	<u>\$ 60,621</u>

The primary purpose of the interfund balances is to cover costs in specific funds where revenues were not received by June 30. These interfund balances will be repaid once the anticipated revenues are received.

Interfund loans receivable/payable between governmental funds is eliminated for reporting on the statement of net position.

NOTE 7 - RECEIVABLES

Receivables at June 30, 2016 consisted of taxes, accounts (billings for user charged services and student fees), intergovernmental grants and entitlements and accrued interest. All receivables are considered collectible in full due to the ability to foreclose for the nonpayment of taxes, the stable condition of State programs and the current year guarantee of federal funds.

**CRESTVIEW LOCAL SCHOOL DISTRICT
RICHLAND COUNTY**

NOTES TO THE BASIC FINANCIAL STATEMENTS
FOR THE FISCAL YEAR ENDED JUNE 30, 2016
(Continued)

NOTE 7 – RECEIVABLES (Continued)

A summary of the principal items of receivables reported on the statement of net position follows:

Governmental activities:

Taxes	\$ 3,189,956
Accounts	13,173
Intergovernmental	130,582
Accrued interest	<u>13,820</u>
 Total	 <u><u>\$ 3,347,531</u></u>

Receivables have been disaggregated on the face of the basic financial statements. All receivables are expected to be collected within the subsequent year.

NOTE 8 - CAPITAL ASSETS

Capital asset activity for the fiscal year ended June 30, 2016, was as follows:

	<u>Balance</u> <u>06/30/15</u>	<u>Additions</u>	<u>Deductions</u>	<u>Balance</u> <u>06/30/16</u>
Governmental activities:				
<i>Capital assets, not being depreciated:</i>				
Land	\$ 194,705	\$ -	\$ -	\$ 194,705
Construction in progress	<u>34,422</u>	<u>-</u>	<u>(10,372)</u>	<u>24,050</u>
Total capital assets, not being depreciated	<u>229,127</u>	<u>-</u>	<u>(10,372)</u>	<u>218,755</u>
<i>Capital assets, being depreciated:</i>				
Land improvements	520,186	-	-	520,186
Buildings and improvements	29,883,031	384,326	-	30,267,357
Furniture and equipment	1,438,788	265,666	-	1,704,454
Vehicles	<u>1,539,576</u>	<u>88,378</u>	<u>-</u>	<u>1,627,954</u>
Total capital assets, being depreciated	<u>33,381,581</u>	<u>738,370</u>	<u>-</u>	<u>34,119,951</u>
<i>Less: accumulated depreciation:</i>				
Land improvements	(253,371)	(23,179)	-	(276,550)
Buildings and improvements	(10,144,639)	(575,696)	-	(10,720,335)
Furniture and equipment	(894,603)	(190,184)	-	(1,084,787)
Vehicles	<u>(1,286,121)</u>	<u>(94,830)</u>	<u>-</u>	<u>(1,380,951)</u>
Total accumulated depreciation	<u>(12,578,734)</u>	<u>(883,889)</u>	<u>-</u>	<u>(13,462,623)</u>
Governmental activities capital assets, net	<u><u>\$ 21,031,974</u></u>	<u><u>\$ (145,519)</u></u>	<u><u>\$ (10,372)</u></u>	<u><u>\$ 20,876,083</u></u>

**CRESTVIEW LOCAL SCHOOL DISTRICT
RICHLAND COUNTY**

NOTES TO THE BASIC FINANCIAL STATEMENTS
FOR THE FISCAL YEAR ENDED JUNE 30, 2016
(Continued)

NOTE 8 - CAPITAL ASSETS (Continued)

Depreciation expense was charged to governmental functions as follows:

<u>Instruction:</u>	
Regular	\$ 480,615
Special	27,071
Vocational	11,586
<u>Support services:</u>	
Pupil	2,212
Instructional staff	89,394
Administration	24,622
Fiscal	2,108
Operations and maintenance	46,998
Pupil transportation	96,761
Extracurricular activities	49,374
Food service operations	<u>53,148</u>
Total depreciation expense	<u>\$ 883,889</u>

NOTE 9 - LONG-TERM OBLIGATIONS

A. During the fiscal year 2016, the following changes occurred in governmental activities long-term obligations.

	<u>Balance</u> <u>06/30/15</u>	<u>Additions</u>	<u>Reductions</u>	<u>Balance</u> <u>06/30/16</u>	<u>Amounts</u> <u>Due in</u> <u>One Year</u>
<u>General obligation bonds</u>					
Refunding bonds, series 2012	\$ 1,580,000	\$ -	\$ (125,000)	\$ 1,455,000	\$ 125,000
Total bonds payable	<u>1,580,000</u>	<u>-</u>	<u>(125,000)</u>	<u>1,455,000</u>	<u>125,000</u>
<u>Other long-term obligations</u>					
Net pension liability	14,780,380	1,176,830	-	15,957,210	-
Compensated absences payable	<u>457,846</u>	<u>81,862</u>	<u>(111,442)</u>	<u>428,266</u>	<u>7,981</u>
Total other long-term obligations	<u>15,238,226</u>	<u>1,258,692</u>	<u>(111,442)</u>	<u>16,385,476</u>	<u>7,981</u>
Total governmental activities	<u>\$ 16,818,226</u>	<u>\$ 1,258,692</u>	<u>\$ (236,442)</u>	<u>\$ 17,840,476</u>	<u>\$ 132,981</u>

Compensated absences will be paid from the general fund, food service fund (a nonmajor governmental fund), IDEA Part B fund (a nonmajor governmental fund) and Title I fund (a nonmajor governmental fund).

Net pension liability - see note 11 for detail.

**CRESTVIEW LOCAL SCHOOL DISTRICT
RICHLAND COUNTY**

NOTES TO THE BASIC FINANCIAL STATEMENTS
FOR THE FISCAL YEAR ENDED JUNE 30, 2016
(Continued)

NOTE 9 - LONG-TERM OBLIGATIONS - (Continued)

B. *Refunding Bonds - Series 2012:* On March 6, 2012, the District issued general obligation refunding bonds (Series 2012, refunding bonds). These bonds refunded the \$2,185,000 callable portion of the Series 2001 issue. These bonds are general obligations of the District, for which its full faith and credit is pledged for repayment. On the fund financial statements, payments of principal and interest relating to these bonds are recorded as expenditures in the debt service fund. On the government-wide financial statements, principal payments reduce the liability reported on the statement of net position. The balance of the refunded current interest bonds at June 30, 2016, is \$1,375,000.

This issue is comprised of current interest bonds, present value \$1,455,000 at June 30, 2016.

Interest payments on the current interest bonds are due on June 1 and December 1 of each year. The final maturity stated in the issue is December 1, 2025.

The reacquisition price exceeded the net carrying amount of the old debt by \$53,691. This amount is being netted against the new debt and amortized over the remaining life of the refunded debt, which is equal to the life of the new debt issued.

The following is a summary of the future debt service requirements to maturity for the refunding bonds:

Fiscal Year Year Ended	Series 2012 Current Interest Bonds		
	Principal	Interest	Total
2017	\$ 125,000	\$ 40,243	\$ 165,243
2018	130,000	36,559	166,559
2019	135,000	32,729	167,729
2020	135,000	28,828	163,828
2021	145,000	24,782	169,782
2022 - 2026	785,000	57,872	842,872
Total	\$ 1,455,000	\$ 221,013	\$ 1,676,013

C. Legal Debt Margin

The Ohio Revised Code provides that voted net general obligation debt of the District shall never exceed 9% of the total assessed valuation of the District. The code further provides that unvoted indebtedness shall not exceed 1/10 of 1% of the property valuation of the District. The code additionally states that unvoted indebtedness related to energy conservation debt shall not exceed 9/10 of 1% of the property valuation of the District. The assessed valuation used in determining the District's legal debt margin has been modified by House Bill 530 which became effective March 30, 2006. In accordance with House Bill 530, the assessed valuation used in the District's legal debt margin calculation excluded tangible personal property used in business, telephone or telegraph property, interexchange telecommunications company property, and personal property owned or leased by a railroad company and used in railroad operations. The effects of these debt limitations at June 30, 2016, are a voted debt margin of \$12,653,243 (including available funds of \$531,027) and an unvoted debt margin of \$150,858.

**CRESTVIEW LOCAL SCHOOL DISTRICT
RICHLAND COUNTY**

NOTES TO THE BASIC FINANCIAL STATEMENTS
FOR THE FISCAL YEAR ENDED JUNE 30, 2016
(Continued)

NOTE 10 - RISK MANAGEMENT

A. Comprehensive

The District is exposed to various risks of loss related to torts; theft of, damage to and destruction of assets; errors and omissions; injuries to employees and natural disasters. During fiscal year 2016, the District contracted with Ohio School Plan (Hylant) for property insurance, fleet insurance and inland marine coverage. Coverages provided by Ohio School Plan (Hylant) are as follows:

Property Insurance - replacement cost (\$1,000 deductible)	\$54,314,375
Boiler & Machinery - (repair and replacement)	
School Board Errors and Omissions (\$2,500 deductible)	2,000,000
Employee Dishonesty Blanket (\$1,000 deductible)	50,000
Fleet Insurance	3,000,000
Comprehensive (\$1,000 deductible)	actual value
Collision (\$1,000 deductible)	actual value

General liability is protected by the Ohio School Plan (Hylant), with a \$4,000,000 annual aggregate/\$2,000,000 single occurrence limit and no deductible. The bus fleet is also covered by \$3,000,000 liability.

Settled claims have not exceeded this commercial coverage in any of the past three years, and there have been no significant reductions in coverage from the prior year.

B. Workers' Compensation

The District participates in the Ohio School Boards Association Workers' Compensation Group Rating Plan (GRP), an insurance purchasing pool (Note 2.A.). The intent of the GRP is to achieve the benefit of a reduced premium for the District by virtue of its grouping and representation with other participants in the GRP. Participants in the GRP are placed on tiers according to their loss history. Participants with low loss histories are rewarded with greater savings than participants with higher loss histories. Each participant pays its workers' compensation premium to the State based on the rate for its GRP tier rather than its individual rate. Participation in the GRP is limited to school districts that can meet the GRP's selection criteria. The firm of CompManagement, Inc. provides administrative, cost control and actuarial services to the GRP.

C. Medical Insurance

Beginning January 1, 2012, the district offered a fully-funded medical insurance plan through Medical Mutual of Ohio (MMO). On August 1, 2013, the District joined the Ohio School Benefits Cooperative, a consortium of school districts, but remained a fully-funded plan with MMO.

NOTE 11 - DEFINED BENEFIT PENSION PLANS

Net Pension Liability

The net pension liability reported on the statement of net position represents a liability to employees for pensions. Pensions are a component of exchange transactions—between an employer and its employees—of salaries and benefits for employee services. Pensions are provided to an employee—on a deferred-payment basis—as part of the total compensation package offered by an employer for employee services each financial period. The obligation to sacrifice resources for pensions is a present obligation because it was created as a result of employment exchanges that already have occurred.

**CRESTVIEW LOCAL SCHOOL DISTRICT
RICHLAND COUNTY**

NOTES TO THE BASIC FINANCIAL STATEMENTS
FOR THE FISCAL YEAR ENDED JUNE 30, 2016
(Continued)

NOTE 11 - DEFINED BENEFIT PENSION PLANS - (Continued)

The net pension liability represents the District's proportionate share of each pension plan's collective actuarial present value of projected benefit payments attributable to past periods of service, net of each pension plan's fiduciary net position. The net pension liability calculation is dependent on critical long-term variables, including estimated average life expectancies, earnings on investments, cost of living adjustments and others. While these estimates use the best information available, unknowable future events require adjusting this estimate annually.

Ohio Revised Code limits the District's obligation for this liability to annually required payments. The District cannot control benefit terms or the manner in which pensions are financed; however, the District does receive the benefit of employees' services in exchange for compensation including pension.

GASB 68 assumes the liability is solely the obligation of the employer, because (1) they benefit from employee services; and (2) State statute requires all funding to come from these employers. All contributions to date have come solely from these employers (which also includes costs paid in the form of withholdings from employees).

State statute requires the pension plans to amortize unfunded liabilities within 30 years. If the amortization period exceeds 30 years, each pension plan's board must propose corrective action to the State legislature. Any resulting legislative change to benefits or funding could significantly affect the net pension liability. Resulting adjustments to the net pension liability would be effective when the changes are legally enforceable.

The proportionate share of each plan's unfunded benefits is presented as a long-term *net pension liability* on the accrual basis of accounting. Any liability for the contractually-required pension contribution outstanding at the end of the year is included in *pension and postemployment benefits payable* on both the accrual and modified accrual bases of accounting.

Plan Description - School Employees Retirement System (SERS)

Plan Description –District non-teaching employees participate in SERS, a cost-sharing multiple-employer defined benefit pension plan administered by SERS. SERS provides retirement, disability and survivor benefits, annual cost-of-living adjustments, and death benefits to plan members and beneficiaries. Authority to establish and amend benefits is provided by Ohio Revised Code Chapter 3309. SERS issues a publicly available, stand-alone financial report that includes financial statements, required supplementary information and detailed information about SERS' fiduciary net position. That report can be obtained by visiting the SERS website at www.ohsers.org under Employers/Audit Resources.

**CRESTVIEW LOCAL SCHOOL DISTRICT
RICHLAND COUNTY**

NOTES TO THE BASIC FINANCIAL STATEMENTS
FOR THE FISCAL YEAR ENDED JUNE 30, 2016
(Continued)

NOTE 11 - DEFINED BENEFIT PENSION PLANS - (Continued)

Age and service requirements for retirement are as follows:

	Eligible to Retire on or before August 1, 2017 *	Eligible to Retire after August 1, 2017
Full Benefits	Any age with 30 years of service credit	Age 67 with 10 years of service credit; or Age 57 with 30 years of service credit
Actuarially Reduced Benefits	Age 60 with 5 years of service credit Age 55 with 25 years of service credit	Age 62 with 10 years of service credit; or Age 60 with 25 years of service credit

* Members with 25 years of service credit as of August 1, 2017, will be included in this plan.

Annual retirement benefits are calculated based on final average salary multiplied by a percentage that varies based on year of service; 2.2 percent for the first thirty years of service and 2.5 percent for years of service credit over 30. Final average salary is the average of the highest three years of salary.

One year after an effective benefit date, a benefit recipient is entitled to a three percent cost-of-living adjustment (COLA). This same COLA is added each year to the base benefit amount on the anniversary date of the benefit.

Funding Policy – Plan members are required to contribute 10 percent of their annual covered salary and the District is required to contribute 14 percent of annual covered payroll. The contribution requirements of plan members and employers are established and may be amended by the SERS’ Retirement Board up to statutory maximum amounts of 10 percent for plan members and 14 percent for employers. The Retirement Board, acting with the advice of the actuary, allocates the employer contribution rate among four of the System’s funds (Pension Trust Fund, Death Benefit Fund, Medicare B Fund, and Health Care Fund). For the fiscal year ended June 30, 2016, the entire 14 percent was allocated to pension, death benefits, and Medicare B and no portion of the employer contribution rate was allocated to the Health Care Fund.

The District’s contractually required contribution to SERS was \$192,889 for fiscal year 2016. Of this amount, \$11,721 is reported as pension and postemployment benefits payable.

Plan Description - State Teachers Retirement System (STRS)

Plan Description –District licensed teachers and other faculty members participate in STRS Ohio, a cost-sharing multiple-employer public employee retirement system administered by STRS. STRS provides retirement and disability benefits to members and death and survivor benefits to beneficiaries. STRS issues a stand-alone financial report that includes financial statements, required supplementary information and detailed information about STRS’ fiduciary net position. That report can be obtained by writing to STRS, 275 E. Broad St., Columbus, OH 43215-3771, by calling (888) 227-7877, or by visiting the STRS Web site at www.strsoh.org.

**CRESTVIEW LOCAL SCHOOL DISTRICT
RICHLAND COUNTY**

NOTES TO THE BASIC FINANCIAL STATEMENTS
FOR THE FISCAL YEAR ENDED JUNE 30, 2016
(Continued)

NOTE 11 - DEFINED BENEFIT PENSION PLANS - (Continued)

New members have a choice of three retirement plans; a Defined Benefit (DB) Plan, a Defined Contribution (DC) Plan and a Combined Plan. Benefits are established by Ohio Revised Code Chapter 3307. The DB plan offers an annual retirement allowance based on final average salary multiplied by a percentage that varies based on years of service. Effective August 1, 2015, the calculation will be 2.2 percent of final average salary for the five highest years of earnings multiplied by all years of service. With certain exceptions, the basic benefit is increased each year by two percent of the original base benefit. For members retiring August 1, 2013, or later, the first two percent is paid on the fifth anniversary of the retirement benefit. Members are eligible to retire at age 60 with five years of qualifying service credit, or age 55 with 25 years of service, or 30 years of service regardless of age. Age and service requirements for retirement will increase effective August 1, 2015, and will continue to increase periodically until they reach age 60 with 35 years of service or age 65 with five years of service on August 1, 2026.

The DC Plan allows members to place all their member contributions and 9.5 percent of the 14 percent employer contributions into an investment account. Investment allocation decisions are determined by the member. The remaining 4.5 percent of the 14 percent employer rate is allocated to the defined benefit unfunded liability. A member is eligible to receive a retirement benefit at age 50 and termination of employment. The member may elect to receive a lifetime monthly annuity or a lump sum withdrawal.

The Combined Plan offers features of both the DB Plan and the DC Plan. In the Combined Plan, member contributions are allocated among investment choices by the member, and employer contributions are used to fund the defined benefit payment at a reduced level from the regular DB Plan. The defined benefit portion of the Combined Plan payment is payable to a member on or after age 60 with five years of services. The defined contribution portion of the account may be taken as a lump sum payment or converted to a lifetime monthly annuity at age 50.

New members who choose the DC plan or Combined Plan will have another opportunity to reselect a permanent plan during their fifth year of membership. Members may remain in the same plan or transfer to another STRS plan. The optional annuitization of a member's defined contribution account or the defined contribution portion of a member's Combined Plan account to a lifetime benefit results in STRS bearing the risk of investment gain or loss on the account. STRS has therefore included all three plan options as one defined benefit plan for GASB 68 reporting purposes.

A DB or Combined Plan member with five or more years of credited service who is determined to be disabled may qualify for a disability benefit. Eligible survivors of members who die before service retirement may qualify for monthly benefits. New members on or after July 1, 2013, must have at least ten years of qualifying service credit that apply for disability benefits. Members in the DC Plan who become disabled are entitled only to their account balance. If a member of the DC Plan dies before retirement benefits begin, the member's designated beneficiary is entitled to receive the member's account balance.

Funding Policy – Employer and member contribution rates are established by the State Teachers Retirement Board and limited by Chapter 3307 of the Ohio Revised Code. The statutory maximum employee contribution rate was increased one percent July 1, 2014, and will be increased one percent each year until it reaches 14 percent on July 1, 2016. For the fiscal year ended June 30, 2016, plan members were required to contribute 13 percent of their annual covered salary. The District was required to contribute 14 percent; the entire 14 percent was the portion used to fund pension obligations. The fiscal year 2016 contribution rates were equal to the statutory maximum rates.

The District's contractually required contribution to STRS was \$672,146 for fiscal year 2016. Of this amount, \$104,440 is reported as pension and postemployment benefits payable.

**CRESTVIEW LOCAL SCHOOL DISTRICT
RICHLAND COUNTY**

NOTES TO THE BASIC FINANCIAL STATEMENTS
FOR THE FISCAL YEAR ENDED JUNE 30, 2016
(Continued)

NOTE 11 - DEFINED BENEFIT PENSION PLANS - (Continued)

Pension Liabilities, Pension Expense, and Deferred Outflows of Resources and Deferred Inflows of Resources Related to Pensions

The net pension liability was measured as of June 30, 2015, and the total pension liability used to calculate the net pension liability was determined by an actuarial valuation as of that date. The District's proportion of the net pension liability was based on the District's share of contributions to the pension plan relative to the contributions of all participating entities. Following is information related to the proportionate share and pension expense:

	<u>SERS</u>	<u>STRS</u>	<u>Total</u>
Proportionate share of the net pension liability	\$ 2,551,921	\$ 13,405,289	\$ 15,957,210
Proportion of the net pension liability	0.04472270%	0.04850473%	
Pension expense	\$ 107,852	\$ 543,968	\$ 651,820

At June 30, 2016, the District reported deferred outflows of resources and deferred inflows of resources related to pensions from the following sources:

	<u>SERS</u>	<u>STRS</u>	<u>Total</u>
Deferred outflows of resources			
Differences between expected and actual experience	\$ 42,269	\$ 615,024	\$ 657,293
District contributions subsequent to the measurement date	<u>192,889</u>	<u>672,146</u>	<u>865,035</u>
Total deferred outflows of resources	<u>\$ 235,158</u>	<u>\$ 1,287,170</u>	<u>\$ 1,522,328</u>
Deferred inflows of resources			
Net difference between projected and actual earnings on pension plan investments	\$ 106,110	\$ 1,039,279	\$ 1,145,389
Changes in proportionate share	<u>134,217</u>	<u>507,764</u>	<u>641,981</u>
Total deferred inflows of resources	<u>\$ 240,327</u>	<u>\$ 1,547,043</u>	<u>\$ 1,787,370</u>

**CRESTVIEW LOCAL SCHOOL DISTRICT
RICHLAND COUNTY**

NOTES TO THE BASIC FINANCIAL STATEMENTS
FOR THE FISCAL YEAR ENDED JUNE 30, 2016
(Continued)

NOTE 11 - DEFINED BENEFIT PENSION PLANS - (Continued)

\$865,035 reported as deferred outflows of resources related to pension resulting from District contributions subsequent to the measurement date will be recognized as a reduction of the net pension liability in the year ending June 30, 2017. Other amounts reported as deferred outflows of resources and deferred inflows of resources related to pension will be recognized in pension expense as follows:

Fiscal Year Ending June 30:	SERS	STRS	Total
2017	\$ (80,445)	\$ (368,263)	\$ (448,708)
2018	(80,445)	(368,263)	(448,708)
2019	(80,444)	(368,264)	(448,708)
2020	43,276	172,771	216,047
Total	\$ (198,058)	\$ (932,019)	\$ (1,130,077)

Actuarial Assumptions - SERS

SERS' total pension liability was determined by their actuaries in accordance with GASB Statement No. 67, as part of their annual actuarial valuation for each defined benefit retirement plan. Actuarial valuations of an ongoing plan involve estimates of the value of reported amounts (e.g., salaries, credited service) and assumptions about the probability of occurrence of events far into the future (e.g., mortality, disabilities, retirements, employment termination). Actuarially determined amounts are subject to continual review and potential modifications, as actual results are compared with past expectations and new estimates are made about the future.

Projections of benefits for financial reporting purposes are based on the substantive plan (the plan as understood by the employers and plan members) and include the types of benefits provided at the time of each valuation and the historical pattern of sharing benefit costs between the employers and plan members to that point. The projection of benefits for financial reporting purposes does not explicitly incorporate the potential effects of legal or contractual funding limitations.

Actuarial calculations reflect a long-term perspective. For a newly hired employee, actuarial calculations will take into account the employee's entire career with the employer and also take into consideration the benefits, if any, paid to the employee after termination of employment until the death of the employee and any applicable contingent annuitant. In many cases actuarial calculations reflect several decades of service with the employer and the payment of benefits after termination.

Key methods and assumptions used in calculating the total pension liability in the latest actuarial valuation, prepared as of June 30, 2015, are presented below:

Wage Inflation	3.25 percent
Future Salary Increases, including inflation	4.00 percent to 22.00 percent
COLA or Ad Hoc COLA	3 percent
Investment Rate of Return	7.75 percent net of investments expense, including inflation
Actuarial Cost Method	Entry Age Normal

**CRESTVIEW LOCAL SCHOOL DISTRICT
RICHLAND COUNTY**

NOTES TO THE BASIC FINANCIAL STATEMENTS
FOR THE FISCAL YEAR ENDED JUNE 30, 2016
(Continued)

NOTE 11 - DEFINED BENEFIT PENSION PLANS - (Continued)

For post-retirement mortality, the table used in evaluating allowances to be paid is the 1994 Group Annuity Mortality Table set back one year for both men and women. Special mortality tables are used for the period after disability retirement.

The most recent experience study was completed June 30, 2010.

The long-term return expectation for the Pension Plan Investments has been determined using a building-block approach and assumes a time horizon, as defined in SERS' *Statement of Investment Policy*. A forecasted rate of inflation serves as the baseline for the return expectation. Various real return premiums over the baseline inflation rate have been established for each asset class. The long-term expected nominal rate of return has been determined by calculating a weighted averaged of the expected real return premiums for each asset class, adding the projected inflation rate, and adding the expected return from rebalancing uncorrelated asset classes. The target allocation and best estimates of arithmetic real rates of return for each major assets class are summarized in the following table:

<u>Asset Class</u>	<u>Target Allocation</u>	<u>Long-Term Expected Real Rate of Return</u>
Cash	1.00 %	0.00 %
US Stocks	22.50	5.00
Non-US Stocks	22.50	5.50
Fixed Income	19.00	1.50
Private Equity	10.00	10.00
Real Assets	10.00	5.00
Multi-Asset Strategies	<u>15.00</u>	7.50
Total	<u><u>100.00 %</u></u>	

Discount Rate The total pension liability was calculated using the discount rate of 7.75 percent. The projection of cash flows used to determine the discount rate assumed the contributions from employers and from the members would be computed based on contribution requirements as stipulated by State statute. Projected inflows from investment earning were calculated using the long-term assumed investment rate of return (7.75 percent). Based on those assumptions, the plan's fiduciary net position was projected to be available to make all future benefit payments of current plan members. Therefore, the long-term expected rate of return on pension plan investments was applied to all periods of projected benefits to determine the total pension liability.

Sensitivity of the District's Proportionate Share of the Net Pension Liability to Changes in the Discount Rate Net pension liability is sensitive to changes in the discount rate, and to illustrate the potential impact the following table presents the net pension liability calculated using the discount rate of 7.75 percent, as well as what each plan's net pension liability would be if it were calculated using a discount rate that is one percentage point lower (6.75 percent), or one percentage point higher (8.75 percent) than the current rate.

**CRESTVIEW LOCAL SCHOOL DISTRICT
RICHLAND COUNTY**

NOTES TO THE BASIC FINANCIAL STATEMENTS
FOR THE FISCAL YEAR ENDED JUNE 30, 2016
(Continued)

NOTE 11 - DEFINED BENEFIT PENSION PLANS - (Continued)

	1% Decrease (6.75%)	Discount Rate (7.75%)	1% Increase (8.75%)
District's proportionate share of the net pension liability	\$ 3,538,597	\$ 2,551,921	\$ 1,721,058

Actuarial Assumptions - STRS

The total pension liability in the June 30, 2015, actuarial valuation was determined using the following actuarial assumptions, applied to all periods included in the measurement:

Inflation	2.75 percent
Projected salary increases	2.75 percent at age 70 to 12.25 percent at age 20
Investment Rate of Return	7.75 percent, net of investment expenses
Cost-of-Living Adjustments (COLA)	2 percent simple applied as follows: for members retiring before August 1, 2013, 2 percent per year; for members retiring August 1, 2013, or later, 2 percent COLA paid on fifth anniversary of retirement date.

Mortality rates were based on the RP-2000 Combined Mortality Table (Projection 2022—Scale AA) for Males and Females. Males' ages are set-back two years through age 89 and no set-back for age 90 and above.

Females younger than age 80 are set back four years, one year set back from age 80 through 89 and not set back from age 90 and above.

Actuarial assumptions used in the June 30, 2015, valuation are based on the results of an actuarial experience study, effective July 1, 2012.

The 10 year expected real rate of return on pension plan investments was determined by STRS' investment consultant by developing best estimates of expected future real rates of return for each major asset class. The target allocation and best estimates of geometric real rates of return for each major asset class are summarized as follows:

Asset Class	Target Allocation	Long-Term Expected Real Rate of Return
Domestic Equity	31.00 %	8.00 %
International Equity	26.00	7.85
Alternatives	14.00	8.00
Fixed Income	18.00	3.75
Real Estate	10.00	6.75
Liquidity Reserves	1.00	3.00
Total	100.00 %	

**CRESTVIEW LOCAL SCHOOL DISTRICT
RICHLAND COUNTY**

NOTES TO THE BASIC FINANCIAL STATEMENTS
FOR THE FISCAL YEAR ENDED JUNE 30, 2016
(Continued)

NOTE 11 - DEFINED BENEFIT PENSION PLANS - (Continued)

Discount Rate The discount rate used to measure the total pension liability was 7.75 percent as of June 30, 2015. The projection of cash flows used to determine the discount rate assumes member and employer contributions will be made at the statutory contribution rates in accordance with rate increases described above. For this purpose, only employer contributions that are intended to fund benefits of current plan members and their beneficiaries are included. Projected employer contributions that are intended to fund the service costs of future plan members and their beneficiaries, as well as projected contributions from future plan members, are not included. Based on those assumptions, STRS' fiduciary net position was projected to be available to make all projected future benefit payments to current plan members as of June 30, 2015. Therefore, the long-term expected rate of return on pension plan investments of 7.75 percent was applied to all periods of projected benefit payment to determine the total pension liability as of June 30, 2015.

Sensitivity of the District's Proportionate Share of the Net Pension Liability to Changes in the Discount Rate The following table presents the District's proportionate share of the net pension liability calculated using the current period discount rate assumption of 7.75 percent, as well as what the District's proportionate share of the net pension liability would be if it were calculated using a discount rate that is one-percentage-point lower (6.75 percent) or one-percentage-point higher (8.75 percent) than the current rate:

	1% Decrease (6.75%)	Current Discount Rate (7.75%)	1% Increase (8.75%)
District's proportionate share of the net pension liability	\$ 18,620,957	\$ 13,405,289	\$ 8,994,663

NOTE 12 - POSTEMPLOYMENT BENEFITS

A. School Employees Retirement System

Health Care Plan Description - The District contributes to the SERS Health Care Fund, administered by SERS for non-certificated retirees and their beneficiaries. For GASB 45 purposes, this plan is considered a cost-sharing, multiple-employer, defined benefit other postemployment benefit (OPEB) plan. The Health Care Plan includes hospitalization and physicians' fees through several types of plans including HMO's, PPO's, Medicare Advantage, and traditional indemnity plans as well as a prescription drug program. The financial report of the Plan is included in the SERS Comprehensive Annual Financial Report which can be obtained on SERS' website at www.ohsers.org under Employers/Audit Resources.

Access to health care for retirees and beneficiaries is permitted in accordance with Section 3309 of the Ohio Revised Code. The Health Care Fund was established and is administered in accordance with Internal Revenue Code Section 105(e). SERS' Retirement Board reserves the right to change or discontinue any health plan or program. Health care is financed through a combination of employer contributions and retiree premiums, copays and deductibles on covered health care expenses, investment returns, and any funds received as a result of SERS' participation in Medicare programs. Active employee members do not contribute to the Health Care Plan. Retirees and their beneficiaries are required to pay a health care premium that varies depending on the plan selected, number of qualified years of service, Medicare eligibility and retirement status.

**CRESTVIEW LOCAL SCHOOL DISTRICT
RICHLAND COUNTY**

NOTES TO THE BASIC FINANCIAL STATEMENTS
FOR THE FISCAL YEAR ENDED JUNE 30, 2016
(Continued)

NOTE 12 - POSTEMPLOYMENT BENEFITS (Continued)

Funding Policy - State statute permits SERS to fund the health care benefits through employer contributions. Each year, after the allocation for statutorily required basic benefits, the Retirement Board allocates the remainder of the employer contribution of 14 percent of covered payroll to the Health Care Fund. For fiscal year 2016, none of the employer contribution was allocated to health care. In addition, employers pay a surcharge for employees earning less than an actuarially determined minimum compensation amount, pro-rated according to service credit earned. For fiscal year 2016, this amount was \$23,000. Statutes provide that no employer shall pay a health care surcharge greater than 2 percent of that employer's SERS-covered payroll; nor may SERS collect in aggregate more than 1.5 percent of the total statewide SERS-covered payroll for the health care surcharge. For fiscal year 2016, the District's surcharge obligation was \$22,608.

The District's contributions for health care for the fiscal years ended June 30, 2016, 2015, and 2014 were \$22,608, \$35,607, and \$26,183, respectively. The full amount has been contributed for fiscal years 2016, 2015 and 2014.

B. State Teachers Retirement System

Plan Description - The District participates in the cost-sharing multiple-employer defined benefit Health Plan administered by the State Teachers Retirement System of Ohio (STRS) for eligible retirees who participated in the defined benefit or combined pension plans offered by STRS. Ohio law authorizes STRS to offer this plan. Benefits include hospitalization, physicians' fees, prescription drugs and reimbursement of monthly Medicare Part B premiums. The Plan is included in the report of STRS which can be obtained by visiting www.strsoh.org or by calling (888) 227-7877.

Funding Policy - Ohio Revised Code Chapter 3307 authorizes STRS to offer the Plan and gives the Retirement Board authority over how much, if any, of the health care costs will be absorbed by STRS. Active employee members do not contribute to the Health Care Plan. All benefit recipients, for the most recent year, pay a monthly premium. Under Ohio law, funding for post-employment health care may be deducted from employer contributions. For fiscal years 2016 and 2015, STRS did not allocate any employer contributions to post-employment health care. The District's contributions for health care for the fiscal years ended June 30, 2016, 2015, and 2014 were \$0, \$0, and \$53,213, respectively. The full amount has been contributed for fiscal year 2014.

NOTE 13 - BUDGETARY BASIS OF ACCOUNTING

While reporting financial position, results of operations, and changes in fund balance on the basis of generally accepted accounting principles (GAAP), the budgetary basis as provided by law is based upon accounting for certain transactions on a basis of cash receipts and disbursements.

The statement of revenue, expenditures and changes in fund balance - budget and actual (non-GAAP budgetary basis) presented for the general fund is presented on the budgetary basis to provide a meaningful comparison of actual results with the budget. The major differences between the budget basis and the GAAP basis are that:

- (a) Revenues and other financing sources are recorded when received in cash (budget basis) as opposed to when susceptible to accrual (GAAP basis);
- (b) Expenditures and other financing uses are recorded when paid in cash (budget basis) as opposed to when the liability is incurred (GAAP basis);

**CRESTVIEW LOCAL SCHOOL DISTRICT
RICHLAND COUNTY**

NOTES TO THE BASIC FINANCIAL STATEMENTS
FOR THE FISCAL YEAR ENDED JUNE 30, 2016
(Continued)

NOTE 13 - BUDGETARY BASIS OF ACCOUNTING - (Continued)

- (c) In order to determine compliance with Ohio law, and to reserve that portion of the applicable appropriation, total outstanding encumbrances (budget basis) are recorded as the equivalent of an expenditure, as opposed to assigned or committed fund balance for that portion of outstanding encumbrances not already recognized as an account payable (GAAP basis);
- (d) Advances-in and advances-out are operating transactions (budget basis) as opposed to balance sheet transactions (GAAP basis); and,
- (e) Some funds are included in the general fund (GAAP basis), but have separate legally adopted budgets (budget basis).

The adjustments necessary to convert the results of operations for the year on the budget basis to the GAAP basis for the general fund is as follows:

Net Change in Fund Balance

	<u>General fund</u>
Budget basis	\$ 665,210
Net adjustment for revenue accruals	(187,441)
Net adjustment for expenditure accruals	161,406
Net adjustment for other sources/uses	(21,126)
Funds budgeted elsewhere	3,205
Adjustment for encumbrances	130,214
GAAP basis	\$ 751,468

Certain funds that are legally budgeted in separate special revenue funds are considered part of the general fund on a GAAP basis. This includes the public school support fund and certain special cost centers of the special trust fund.

NOTE 14 - CONTINGENCIES

A. Grants

The District receives significant financial assistance from numerous federal, State and local agencies in the form of grants. The disbursement of funds received under these programs generally requires compliance with terms and conditions specified in the grant agreements and are subject to audit by the grantor agencies. Any disallowed claims resulting from such audits could become a liability of the District. However, in the opinion of management, any such disallowed claims will not have a material effect on the financial position of the District.

B. Litigation

The District is involved in no material litigation as either plaintiff or defendant.

**CRESTVIEW LOCAL SCHOOL DISTRICT
RICHLAND COUNTY**

NOTES TO THE BASIC FINANCIAL STATEMENTS
FOR THE FISCAL YEAR ENDED JUNE 30, 2016
(Continued)

NOTE 14 – CONTINGENCIES – (Continued)

C. School Foundation

School District Foundation funding is based on the annualized full-time equivalent (FTE) enrollment of each student. Effective for the 2015-2016 school year, traditional school districts must comply with minimum hours of instruction, instead of a minimum number of school days each year. The funding formula the Ohio Department of Education (ODE) is legislatively required to follow will continue to adjust as enrollment information is updated by the District, which can extend past the fiscal year end. As of the date of this report, ODE has not finalized the impact of enrollment adjustments to the June 30, 2016 Foundation funding for the District; therefore, the financial statement impact is not determinable at this time. ODE and management believe this will result in either a receivable to or liability of the District.

NOTE 15 - SET-ASIDES

The District is required by State law to annually set-aside certain general fund revenue amounts, as defined by statutory formula, for the acquisition and construction of capital improvements. Amounts not spent by the end of the fiscal year or offset by similarly restricted resources received during the year must be held in cash at fiscal year-end. This amount must be carried forward to be used for the same purpose in future years. Expenditures exceeding the set-aside requirement may not be carried forward to the next fiscal year. The following cash-basis information describes the change in the fiscal year-end set-aside amount for capital improvements. Disclosure of this information is required by State statute.

	<u>Capital Improvements</u>
Set-aside balance June 30, 2015	\$ -
Current year set-aside requirement	199,164
Current year offsets	<u>(525,569)</u>
Total	<u>\$ (326,405)</u>
Balance carried forward to fiscal year 2017	<u>\$ -</u>
Set-aside balance June 30, 2016	<u>\$ -</u>

NOTE 16 - OTHER COMMITMENTS

The District utilizes encumbrance accounting as part of its budgetary controls. Encumbrances outstanding at year-end are reservations of fund balance for subsequent-year expenditures and may be reported as part of restricted, committed, or assigned classifications of fund balance. At year end, the District's commitments for encumbrances in the governmental funds were as follows:

<u>Fund Type</u>	<u>Year-End Encumbrances</u>
General	\$ 124,201
Other governmental	<u>169,230</u>
Total	<u>\$ 293,431</u>

REQUIRED SUPPLEMENTARY INFORMATION

**CRESTVIEW LOCAL SCHOOL DISTRICT
RICHLAND COUNTY**

SCHEDULES OF REQUIRED SUPPLEMENTARY INFORMATION

SCHEDULE OF THE DISTRICT'S PROPORTIONATE SHARE OF
THE NET PENSION LIABILITY
SCHOOL EMPLOYEES RETIREMENT SYSTEM (SERS) OF OHIO

LAST THREE FISCAL YEARS

	<u>2015</u>	<u>2014</u>	<u>2013</u>
District's proportion of the net pension liability	0.04472270%	0.04822200%	0.04822200%
District's proportionate share of the net pension liability	\$ 2,551,921	\$ 2,440,488	\$ 2,867,608
District's covered-employee payroll	\$ 1,317,815	\$ 1,401,371	\$ 1,351,077
District's proportionate share of the net pension liability as a percentage of its covered-employee payroll	193.65%	174.15%	212.25%
Plan fiduciary net position as a percentage of the total pension liability	69.16%	71.70%	65.52%

Note: Information prior to fiscal year 2013 was unavailable.

**CRESTVIEW LOCAL SCHOOL DISTRICT
RICHLAND COUNTY**

SCHEDULES OF REQUIRED SUPPLEMENTARY INFORMATION

SCHEDULE OF THE DISTRICT'S PROPORTIONATE SHARE OF
THE NET PENSION LIABILITY
STATE TEACHERS RETIREMENT SYSTEM (STRS) OF OHIO

LAST THREE FISCAL YEARS

	<u>2015</u>	<u>2014</u>	<u>2013</u>
District's proportion of the net pension liability	0.04850473%	0.05073247%	0.05073247%
District's proportionate share of the net pension liability	\$ 13,405,289	\$ 12,339,892	\$ 14,699,199
District's covered-employee payroll	\$ 5,076,293	\$ 5,183,454	\$ 5,226,769
District's proportionate share of the net pension liability as a percentage of its covered-employee payroll	264.08%	238.06%	281.23%
Plan fiduciary net position as a percentage of the total pension liability	72.10%	74.70%	69.30%

Note: Information prior to fiscal year 2013 was unavailable.

**CRESTVIEW LOCAL SCHOOL DISTRICT
RICHLAND COUNTY**

SCHEDULES OF REQUIRED SUPPLEMENTARY INFORMATION

SCHEDULE OF DISTRICT CONTRIBUTIONS
SCHOOL EMPLOYEES RETIREMENT SYSTEM (SERS) OF OHIO

LAST TEN FISCAL YEARS

	<u>2016</u>	<u>2015</u>	<u>2014</u>	<u>2013</u>
Contractually required contribution	\$ 192,889	\$ 173,688	\$ 194,230	\$ 186,989
Contributions in relation to the contractually required contribution	<u>(192,889)</u>	<u>(173,688)</u>	<u>(194,230)</u>	<u>(186,989)</u>
Contribution deficiency (excess)	<u>\$ -</u>	<u>\$ -</u>	<u>\$ -</u>	<u>\$ -</u>
District's covered-employee payroll	\$ 1,377,779	\$ 1,317,815	\$ 1,401,371	\$ 1,351,077
Contributions as a percentage of covered-employee payroll	14.00%	13.18%	13.86%	13.84%

<u>2012</u>	<u>2011</u>	<u>2010</u>	<u>2009</u>	<u>2008</u>	<u>2007</u>
\$ 186,477	\$ 167,336	\$ 182,737	\$ 125,874	\$ 121,119	\$ 130,390
<u>(186,477)</u>	<u>(167,336)</u>	<u>(182,737)</u>	<u>(125,874)</u>	<u>(121,119)</u>	<u>(130,390)</u>
<u>\$ -</u>	<u>\$ -</u>	<u>\$ -</u>	<u>\$ -</u>	<u>\$ -</u>	<u>\$ -</u>
\$ 1,386,446	\$ 1,331,233	\$ 1,349,609	\$ 1,279,207	\$ 1,233,391	\$ 1,220,880
13.45%	12.57%	13.54%	9.84%	9.82%	10.68%

**CRESTVIEW LOCAL SCHOOL DISTRICT
RICHLAND COUNTY**

SCHEDULES OF REQUIRED SUPPLEMENTARY INFORMATION

SCHEDULE OF DISTRICT CONTRIBUTIONS
STATE TEACHERS RETIREMENT SYSTEM (STRS) OF OHIO

LAST TEN FISCAL YEARS

	<u>2016</u>	<u>2015</u>	<u>2014</u>	<u>2013</u>
Contractually required contribution	\$ 672,146	\$ 710,681	\$ 673,849	\$ 679,480
Contributions in relation to the contractually required contribution	<u>(672,146)</u>	<u>(710,681)</u>	<u>(673,849)</u>	<u>(679,480)</u>
Contribution deficiency (excess)	<u>\$ -</u>	<u>\$ -</u>	<u>\$ -</u>	<u>\$ -</u>
District's covered-employee payroll	\$ 4,801,043	\$ 5,076,293	\$ 5,183,454	\$ 5,226,769
Contributions as a percentage of covered-employee payroll	14.00%	14.00%	13.00%	13.00%

<u>2012</u>	<u>2011</u>	<u>2010</u>	<u>2009</u>	<u>2008</u>	<u>2007</u>
\$ 673,622	\$ 664,984	\$ 641,932	\$ 614,186	\$ 573,322	\$ 572,527
<u>(673,622)</u>	<u>(664,984)</u>	<u>(641,932)</u>	<u>(614,186)</u>	<u>(573,322)</u>	<u>(572,527)</u>
<u>\$ -</u>	<u>\$ -</u>	<u>\$ -</u>	<u>\$ -</u>	<u>\$ -</u>	<u>\$ -</u>
\$ 5,181,708	\$ 5,115,262	\$ 4,937,938	\$ 4,724,508	\$ 4,410,169	\$ 4,404,054
13.00%	13.00%	13.00%	13.00%	13.00%	13.00%

**CRESTVIEW LOCAL SCHOOL DISTRICT
RICHLAND COUNTY**

NOTES TO REQUIRED SUPPLEMENTARY INFORMATION
FOR THE FISCAL YEAR ENDED JUNE 30, 2015

SCHOOL EMPLOYEES RETIREMENT SYSTEM (SERS) OF OHIO

Changes in benefit terms : There were no changes in benefit terms from the amounts reported for fiscal years 2014-2016.

Changes in assumptions : There were no changes in methods and assumptions used in the calculation of actuarial determined contributions for fiscal years 2014-2016. See the notes to the basic financials for the methods and assumptions in this calculation.

Changes between measurement date and report date : In April 2016, the SERS Board adopted certain assumption changes which impacted their annual actuarial valuation prepared as of June 30, 2016. The most significant change is a reduction in the discount rate from 7.75 percent to 7.5 percent. Although the exact amount of these changes is not known, the impact to the District's net pension liability is expected to be significant.

STATE TEACHERS RETIREMENT SYSTEM (STRS) OF OHIO

Changes in benefit terms : There were no changes in benefit terms from the amounts reported for fiscal years 2014-2016.

Changes in assumptions : There were no changes in methods and assumptions used in the calculation of actuarial determined contributions for fiscal years 2014-2016. See the notes to the basic financials for the methods and assumptions in this calculation.

**CRESTVIEW LOCAL SCHOOL DISTRICT
RICHLAND COUNTY**

**SCHEDULE OF EXPENDITURES OF FEDERAL AWARDS
FOR THE YEAR ENDED JUNE 30, 2016**

FEDERAL GRANTOR <i>Passed Through Grantor</i> Program/Cluster Title	Federal CFDA Number	Total Federal Expenditures
<u>U.S. DEPARTMENT OF AGRICULTURE</u>		
<i>Passed through the Ohio Department of Education</i>		
Non-Cash Assistance		
National School Lunch Program	10.555	\$ 37,791
Child Nutrition Cluster:		
Cash Assistance		
School Breakfast Program	10.553	75,144
National School Lunch Program	10.555	200,001
		275,145
Total Child Nutrition Cluster		312,936
Total U.S. Department of Agriculture		312,936
<u>U.S. DEPARTMENT OF EDUCATION</u>		
<i>Passed through the Ohio Department of Education</i>		
Title I Grants to Local Educational Agencies	84.010	341,502
Special Education - Grants to States	84.027	204,326
Rural Education	84.358	4,104
Improving Teacher Quality State Grants	84.367	42,357
Total U.S. Department of Education		\$ 592,289
TOTAL EXPENDITURES OF FEDERAL AWARDS		\$ 905,225

The Notes to the Schedule of Expenditures of Federal Awards are an integral part of this schedule.

**CRESTVIEW LOCAL SCHOOL DISTRICT
RICHLAND COUNTY**

**NOTES TO THE SCHEDULE OF EXPENDITURES OF FEDERAL AWARDS
2 CFR 200.510(b)(6)
FOR THE YEAR ENDED JUNE 30, 2016**

NOTE A – BASIS OF PRESENTATION

The accompanying Schedule of Expenditures of Federal Awards (the Schedule) includes the federal award activity of Crestview Local School District, Richland County, Ohio, (the District) under programs of the federal government for the year ended June 30, 2016. The information on this Schedule is prepared in accordance with the requirements of Title 2 U.S. Code of Federal Regulations Part 200, *Uniform Administrative Requirements, Cost Principles, and Audit Requirements for Federal Awards* (Uniform Guidance). Because the Schedule presents only a selected portion of the operations of the District, it is not intended to and does not present the financial position or changes in net position of the District.

NOTE B – SUMMARY OF SIGNIFICANT ACCOUNTING POLICIES

Expenditures reported on the Schedule are reported on the cash basis of accounting. Such expenditures are recognized following, as applicable, either the cost principles contained in OMB Circular A-87 *Cost Principles for State, Local, and Indian Tribal Governments* (codified in 2 CFR Part 225), or the cost principles contained in Title 2 U.S. Code of Federal Regulations Part 200, *Uniform Administrative Requirements, Cost Principles, and Audit Requirements for Federal Awards*, wherein certain types of expenditures may or may not be allowable or may be limited as to reimbursement. The District has elected not to use the 10-percent de minimis indirect cost rate as allowed under the Uniform Guidance.

NOTE C - CHILD NUTRITION CLUSTER

The District commingles cash receipts from the U.S. Department of Agriculture with similar State grants. When reporting expenditures on this Schedule, the District assumes it expends federal monies first.

NOTE D – FOOD DONATION PROGRAM

The District reports commodities consumed on the Schedule at the entitlement value. The District allocated donated food commodities to the respective program that benefitted from the use of those donated food commodities.



Dave Yost • Auditor of State

INDEPENDENT AUDITOR'S REPORT ON INTERNAL CONTROL OVER FINANCIAL REPORTING AND ON COMPLIANCE AND OTHER MATTERS REQUIRED BY *GOVERNMENT AUDITING STANDARDS*

Crestview Local School District
Richland County
1575 State Route 96
Ashland, Ohio 44805

To the Board of Education:

We have audited, in accordance with auditing standards generally accepted in the United States and the Comptroller General of the United States' *Government Auditing Standards*, the financial statements of the governmental activities, the major fund, and the aggregate remaining fund information of the Crestview Local School District, Richland County, Ohio (the District), as of and for the year ended June 30, 2016, and the related notes to the financial statements, which collectively comprise the District's basic financial statements and have issued our report thereon dated January 11, 2017.

Internal Control Over Financial Reporting

As part of our financial statement audit, we considered the District's internal control over financial reporting (internal control) to determine the audit procedures appropriate in the circumstances to the extent necessary to support our opinions on the financial statements, but not to the extent necessary to opine on the effectiveness of the District's internal control. Accordingly, we have not opined on it.

A *deficiency in internal control* exists when the design or operation of a control does not allow management or employees, when performing their assigned functions, to prevent, or detect and timely correct misstatements. A *material weakness* is a deficiency, or combination of internal control deficiencies resulting in a reasonable possibility that internal control will not prevent or detect and timely correct a material misstatement of the District's financial statements. A *significant deficiency* is a deficiency, or a combination of deficiencies, in internal control that is less severe than a material weakness, yet important enough to merit attention by those charged with governance.

Our consideration of internal control was for the limited purpose described in the first paragraph of this section and was not designed to identify all internal control deficiencies that might be material weaknesses or significant deficiencies. Given these limitations, we did not identify any deficiencies in internal control that we consider material weaknesses. However, unidentified material weaknesses may exist.

Compliance and Other Matters

As part of reasonably assuring whether the District's financial statements are free of material misstatement, we tested its compliance with certain provisions of laws, regulations, contracts, and grant agreements, noncompliance with which could directly and materially affect the determination of financial statement amounts. However, opining on compliance with those provisions was not an objective of our audit and accordingly, we do not express an opinion. The results of our tests disclosed no instances of noncompliance or other matters we must report under *Government Auditing Standards*.

88 East Broad Street, Tenth Floor, Columbus, Ohio 43215-3506
Phone: 614-466-3402 or 800-443-9275 Fax: 614-728-7199

www.auditor.state.oh.us

Purpose of this Report

This report only describes the scope of our internal control and compliance testing and our testing results, and does not opine on the effectiveness of the District's internal control or on compliance. This report is an integral part of an audit performed under *Government Auditing Standards* in considering the District's internal control and compliance. Accordingly, this communication is not suitable for any other purpose.

A handwritten signature in black ink that reads "Dave Yost". The signature is written in a cursive style with a large, looping initial "D".

Dave Yost
Auditor of State
Columbus, Ohio

January 11, 2017



Dave Yost • Auditor of State

INDEPENDENT AUDITOR'S REPORT ON COMPLIANCE WITH REQUIREMENTS APPLICABLE TO THE MAJOR FEDERAL PROGRAM AND ON INTERNAL CONTROL OVER COMPLIANCE REQUIRED BY THE UNIFORM GUIDANCE

Crestview Local School District
Richland County
1575 State Route 96
Ashland, Ohio 44805

To the Board of Education:

Report on Compliance for the Major Federal Program

We have audited the Crestview Local School District's, Richland County, Ohio (the District's), compliance with the applicable requirements described in the U.S. Office of Management and Budget (OMB) *Compliance Supplement* that could directly and materially affect the District's major federal program for the year ended June 30, 2016. The *Summary of Auditor's Results* in the accompanying schedule of findings identifies the District's major federal program.

Management's Responsibility

The District's Management is responsible for complying with federal statutes, regulations, and the terms and conditions of its federal awards applicable to its federal programs.

Auditor's Responsibility

Our responsibility is to opine on the District's compliance for the District's major federal program based on our audit of the applicable compliance requirements referred to above. Our compliance audit followed auditing standards generally accepted in the United States of America; the standards for financial audits included in the Comptroller General of the United States' *Government Auditing Standards*; and the audit requirements of Title 2 U.S. *Code of Federal Regulations* Part 200, *Uniform Administrative Requirements, Cost Principles, and Audit Requirements for Federal Awards* (Uniform Guidance). These standards and the Uniform Guidance require us to plan and perform the audit to reasonably assure whether noncompliance with the applicable compliance requirements referred to above that could directly and materially affect a major federal program occurred. An audit includes examining, on a test basis, evidence about the District's compliance with those requirements and performing such other procedures as we considered necessary in the circumstances.

We believe our audit provides a reasonable basis for our compliance opinion on the District's major program. However, our audit does not provide a legal determination of the District's compliance.

Opinion on the Major Federal Program

In our opinion, Crestview Local School District, Richland County, Ohio complied, in all material respects with the compliance requirements referred to above that could directly and materially affect its major federal program for the year ended June 30, 2016.

88 East Broad Street, Tenth Floor, Columbus, Ohio 43215-3506
Phone: 614-466-3402 or 800-443-9275 Fax: 614-728-7199

www.auditor.state.oh.us

Report on Internal Control Over Compliance

The District's management is responsible for establishing and maintaining effective internal control over compliance with the applicable compliance requirements referred to above. In planning and performing our compliance audit, we considered the District's internal control over compliance with the applicable requirements that could directly and materially affect a major federal program, to determine our auditing procedures appropriate for opining on the major federal program's compliance and to test and report on internal control over compliance in accordance with the Uniform Guidance, but not to the extent needed to opine on the effectiveness of internal control over compliance. Accordingly, we have not opined on the effectiveness of the District's internal control over compliance.

A deficiency in internal control over compliance exists when the design or operation of a control over compliance does not allow management or employees, when performing their assigned functions, to prevent, or to timely detect and correct, noncompliance with a federal program's applicable compliance requirement. *A material weakness in internal control over compliance* is a deficiency, or combination of deficiencies, in internal control over compliance, such that there is a reasonable possibility that material noncompliance with a federal program compliance requirement will not be prevented, or timely detected and corrected. *A significant deficiency in internal control over compliance* is a deficiency, or a combination of deficiencies, in internal control over compliance with federal program's applicable compliance requirement that is less severe than a material weakness in internal control over compliance, yet important enough to merit attention by those charged with governance.

Our consideration of internal control over compliance was for the limited purpose described in the first paragraph of this section and would not necessarily identify all deficiencies in internal control over compliance that might be material weaknesses or significant deficiencies. We did not identify any deficiencies in internal control over compliance that we consider to be material weaknesses. However, material weaknesses may exist that have not been identified.

This report only describes the scope of our internal control over compliance tests and the results of this testing based on Uniform Guidance requirements. Accordingly, this report is not suitable for any other purpose.



Dave Yost
Auditor of State
Columbus, Ohio

January 11, 2017

**CRESTVIEW LOCAL SCHOOL DISTRICT
RICHLAND COUNTY**

**SCHEDULE OF FINDINGS
2 CFR § 200.515
JUNE 30, 2016**

1. SUMMARY OF AUDITOR'S RESULTS

<i>(d)(1)(i)</i>	Type of Financial Statement Opinion	Unmodified
<i>(d)(1)(ii)</i>	Were there any material weaknesses in internal control reported at the financial statement level (GAGAS)?	No
<i>(d)(1)(ii)</i>	Were there any significant deficiencies in internal control reported at the financial statement level (GAGAS)?	No
<i>(d)(1)(iii)</i>	Was there any reported material noncompliance at the financial statement level (GAGAS)?	No
<i>(d)(1)(iv)</i>	Were there any material weaknesses in internal control reported for major federal programs?	No
<i>(d)(1)(iv)</i>	Were there any significant deficiencies in internal control reported for major federal programs?	No
<i>(d)(1)(v)</i>	Type of Major Programs' Compliance Opinion	Unmodified
<i>(d)(1)(vi)</i>	Are there any reportable findings under 2 CFR § 200.516(a)?	No
<i>(d)(1)(vii)</i>	Major Programs (list):	CFDA #84.027 – Special Education Grants to States
<i>(d)(1)(viii)</i>	Dollar Threshold: Type A/B Programs	Type A: > \$ 750,000 Type B: all others
<i>(d)(1)(ix)</i>	Low Risk Auditee under 2 CFR §200.520?	Yes

**2. FINDINGS RELATED TO THE FINANCIAL STATEMENTS
REQUIRED TO BE REPORTED IN ACCORDANCE WITH GAGAS**

None

3. FINDINGS FOR FEDERAL AWARDS

None

This page intentionally left blank.



Dave Yost • Auditor of State

CRESTVIEW LOCAL SCHOOL DISTRICT

RICHARD COUNTY

CLERK'S CERTIFICATION

This is a true and correct copy of the report which is required to be filed in the Office of the Auditor of State pursuant to Section 117.26, Revised Code, and which is filed in Columbus, Ohio.

Susan Babbitt

CLERK OF THE BUREAU

**CERTIFIED
JANUARY 31, 2017**