



Dave Yost • Auditor of State

**COSHOCTON COUNTY
DECEMBER 31, 2016**

TABLE OF CONTENTS

TITLE	PAGE
Independent Auditor's Report	1
Prepared by Management:	
Management's Discussion and Analysis	5
Basic Financial Statements:	
Government-wide Financial Statements:	
Statement of Net Position	19
Statement of Activities.....	20
Fund Financial Statements:	
Balance Sheet	
Governmental Funds	22
Reconciliation of Total Governmental Fund Balances to Net Position of Governmental Activities	25
Statement of Revenues, Expenditures and Changes in Fund Balances Governmental Funds.....	26
Reconciliation of the Statement of Revenues, Expenditures and Changes in Fund Balances of Governmental Funds to the Statement of Activities.....	28
Statement of Revenues, Expenditures and Changes in Fund Balance – Budget and Actual (Non-GAAP Budgetary Basis)	
General Fund.....	29
Human Services Fund	30
Motor Vehicle License and Gas Tax Fund	31
County Board of DD Fund	32
Emergency Ambulance Levy Fund	33
Statement of Net Position	
Proprietary Funds	34
Statement of Revenues, Expenses and Changes in Net Position Proprietary Funds	35
Statement of Cash Flows	
Proprietary Funds	36
Statement of Fiduciary Assets and Liabilities	
Fiduciary Funds	37
Notes to the Basic Financial Statements	39

COSHOCTON COUNTY
DECEMBER 31, 2016

TABLE OF CONTENTS
(Continued)

TITLE	PAGE
Required Supplementary Information:	
Schedule of the County's Proportionate Share of the Net Pension Liability/Net Pension Asset (Ohio Public Employees Retirement System)	100
Schedule of the County's Proportionate Share of the Net Pension Liability (State Teachers Retirement System of Ohio)	101
Schedule of County's Contributions (Ohio Public Employees Retirement System)	102
Schedule of County's Contributions (State Teachers Retirement System of Ohio).....	104
Notes to Required Supplementary Information	106
Schedule of Expenditures of Federal Awards	107
Notes to the Schedule of Expenditures of Federal Awards	109
Independent Auditor's Report on Internal Control Over Financial Reporting and on Compliance and Other Matters Required by <i>Government Auditing Standards</i>	111
Independent Auditor's Report on Compliance with Requirements Applicable to Each Major Federal Program and on Internal Control Over Compliance Required by the Uniform Guidance	113
Schedule of Findings.....	115
Prepared by Management:	
Corrective Action Plan	123



Dave Yost • Auditor of State

INDEPENDENT AUDITOR'S REPORT

Coshocton County
349 Main Street
Coshocton, Ohio 43812

To the Board of County Commissioners:

Report on the Financial Statements

We have audited the accompanying financial statements of the governmental activities, the discretely presented component unit, each major fund, and the aggregate remaining fund information of Coshocton County, Ohio (the County), as of and for the year ended December 31, 2016, and the related notes to the financial statements, which collectively comprise the County's basic financial statements as listed in the Table of Contents.

Management's Responsibility for the Financial Statements

Management is responsible for preparing and fairly presenting these financial statements in accordance with accounting principles generally accepted in the United States of America; this includes designing, implementing, and maintaining internal control relevant to preparing and fairly presenting financial statements that are free from material misstatement, whether due to fraud or error.

Auditor's Responsibility

Our responsibility is to opine on these financial statements based on our audit. We audited in accordance with auditing standards generally accepted in the United States of America and the financial audit standards in the Comptroller General of the United States' *Government Auditing Standards*. Those standards require us to plan and perform the audit to reasonably assure the financial statements are free from material misstatement.

An audit requires obtaining evidence about financial statement amounts and disclosures. The procedures selected depend on our judgment, including assessing the risks of material financial statement misstatement, whether due to fraud or error. In assessing those risks, we consider internal control relevant to the County's preparation and fair presentation of the financial statements in order to design audit procedures that are appropriate in the circumstances, but not to the extent needed to opine on the effectiveness of the County's internal control. Accordingly, we express no opinion. An audit also includes evaluating the appropriateness of management's accounting policies and the reasonableness of their significant accounting estimates, as well as our evaluation of the overall financial statement presentation.

We believe the audit evidence we obtained is sufficient and appropriate to support our audit opinions.

Opinion

In our opinion, the financial statements referred to above present fairly, in all material respects, the respective financial position of the governmental activities, discretely presented component unit, each major fund, and the aggregate remaining fund information of Coshocton County, Ohio, as of December 31, 2016, and the respective changes in financial position and, where applicable, cash flows thereof and the respective budgetary comparisons for the General, Human Services, Motor Vehicle License and Gasoline Tax, County Board of Developmental Disabilities, and Emergency Ambulance Levy Funds thereof for the year then ended in accordance with the accounting principles generally accepted in the United States of America.

Other Matters

Required Supplementary Information

Accounting principles generally accepted in the United States of America require this presentation to include *Management's Discussion and Analysis* and Schedules of Net Pension Liabilities/Net Pension Assets and Pension Contributions listed in the Table of Contents, to supplement the basic financial statements. Although this information is not part of the basic financial statements, the Governmental Accounting Standards Board considers it essential for placing the basic financial statements in an appropriate operational, economic, or historical context. We applied certain limited procedures to the required supplementary information in accordance with auditing standards generally accepted in the United States of America, consisting of inquiries of management about the methods of preparing the information and comparing the information for consistency with management's responses to our inquiries, to the basic financial statements, and other knowledge we obtained during our audit of the basic financial statements. We do not opine or provide any assurance on the information because the limited procedures do not provide us with sufficient evidence to opine or provide any other assurance.

Supplementary and Other Information

Our audit was conducted to opine on the County's basic financial statements taken as a whole.

The Schedule of Expenditures of Federal Awards (the Schedule) presents additional analysis as required by Title 2 U.S. Code of Federal Regulations (CFR) Part 200, Uniform Administrative Requirements, Cost Principles, and Audit Requirements for Federal Awards and is not a required part of the financial statements.

The Schedule is management's responsibility, and derives from and relates directly to the underlying accounting and other records used to prepare the basic financial statements. We subjected this Schedule to the auditing procedures we applied to the basic financial statements. We also applied certain additional procedures, including comparing and reconciling the Schedule directly to the underlying accounting and other records used to prepare the basic financial statements or to the basic financial statements themselves in accordance with auditing standards generally accepted in the United States of America. In our opinion, this Schedule is fairly stated in all material respects in relation to the basic financial statements taken as a whole.

Other Reporting Required by Government Auditing Standards

In accordance with *Government Auditing Standards*, we have also issued our report dated September 11, 2017, on our consideration of the County's internal control over financial reporting and our tests of its compliance with certain provisions of laws, regulations, contracts and grant agreements and other matters. That report describes the scope of our internal control testing over financial reporting and compliance, and the results of that testing, and does not opine on internal control over financial reporting or on compliance. That report is an integral part of an audit performed in accordance with *Government Auditing Standards* in considering the County's internal control over financial reporting and compliance.

A handwritten signature in black ink that reads "Dave Yost". The signature is written in a cursive style with a large, looping "D" and "Y".

Dave Yost
Auditor of State
Columbus, Ohio

September 11, 2017

This page intentionally left blank.

COSHOCTON COUNTY, OHIO

MANAGEMENT'S DISCUSSION AND ANALYSIS FOR THE YEAR ENDED DECEMBER 31, 2016

The management's discussion and analysis of Coshocton County's (the "County") financial performance provides an overall review of the County's financial activities for the year ended December 31, 2016. The intent of this discussion and analysis is to look at the County's financial performance as a whole; readers should also review the basic financial statements and notes to the basic financial statements to enhance their understanding of the County's financial performance.

Financial Highlights

Key financial highlights for 2016 are as follows:

- The total net position of the County increased \$1,017,066 over the 2015 net position of \$27,911,969.
- General revenues accounted for \$16,073,807 or 40.19% of total governmental activities revenue. Program specific revenues accounted for \$23,924,939 or 59.81% of total governmental activities revenue.
- The County had \$38,981,680 in expenses related to governmental activities; \$23,924,939 of these expenses was offset by program specific charges for services, grants or contributions. General revenues (primarily taxes) of \$16,073,807 were adequate to provide for these programs.
- The County has five major governmental funds. The general fund, the County's largest major governmental fund, had revenues and other financing sources of \$11,844,856 in 2016. The general fund, had expenditures and other financing uses of \$11,321,330 in 2016. The general fund balance increased \$523,526 from the 2015 fund balance.
- The human services fund, a County major fund, had revenues and other financing sources of \$3,267,407 and expenditures of \$3,443,494 in 2016. The human services fund balance decreased \$176,087 from 2015 to 2016.
- The motor vehicle license and gasoline tax fund, a County major fund, had revenues of \$5,986,846 and expenditures of \$6,149,588 in 2016. The motor vehicle license and gasoline tax fund balance decreased \$162,742 from 2015 to 2016.
- The county board of developmental disabilities (the "county board of DD") fund, a County major fund, had revenues of \$5,320,253 and expenditures of \$4,646,274 in 2016. The county board of DD fund balance increased \$673,979 from 2015 to 2016.
- The emergency ambulance levy fund, a County major fund, had revenues and other financing sources of \$3,569,008 and expenditures of \$3,440,309 in 2016. The emergency ambulance levy fund balance increased \$128,699 from 2015 to 2016.
- In the general fund, the actual revenues and other financing sources came in \$1,802,413 higher than they were originally budgeted and actual expenditures and other financing uses were \$907,281 less than the amount in the original budget. The County uses a conservative budgeting process.

Using the Basic Financial Statements

This annual report consists of a series of financial statements and notes to those statements. These statements are organized so the reader can understand the County as a financial whole, an entire operating entity. The statements then proceed to provide an increasingly detailed look at specific financial activities.

COSHOCTON COUNTY, OHIO

MANAGEMENT'S DISCUSSION AND ANALYSIS FOR THE YEAR ENDED DECEMBER 31, 2016

The statement of net position and statement of activities provide information about the activities of the whole County, presenting both an aggregate view of the County's finances and a longer-term view of those finances. Fund financial statements provide the next level of detail. For governmental funds, these statements tell how services were financed in the short-term as well as what remains for future spending. The fund financial statements also look at the County's most significant funds with all other nonmajor funds presented in total in one column. In the case of the County, there are five major governmental funds: the general, human services, motor vehicle license and gasoline tax, county board of DD, and emergency ambulance levy funds.

Reporting the County as a Whole

Statement of Net Position and the Statement of Activities

The statement of net position and the statement of activities answer the question, "How did we do financially during 2016?" These statements include *all assets, deferred outflows, liabilities, deferred inflows, revenues and expenses* using the *accrual basis of accounting* similar to the accounting used by most private-sector companies. This basis of accounting will take into account all of the current year's revenues and expenses regardless of when cash is received or paid.

These two statements report the County's net position and changes in that position. This change in net position is important because it tells the reader that, for the County as a whole, the financial position of the County has improved or diminished. The causes of this change may be the result of many factors, some financial, some not. Non-financial factors include the County's property tax base, current property tax laws in Ohio restricting revenue growth, facility conditions, required educational programs and other factors.

In the statement of net position and the statement of activities, the County's governmental activities include most of the County's programs and services including human services, health, public safety, public works and general government. These services are funded primarily by taxes and intergovernmental revenues including federal and State grants and other shared revenues.

Reporting the County's Most Significant Funds

Fund Financial Statements

A fund is a grouping of related accounts that is used to maintain control over resources that have been segregated for specific activities or objectives. The County, like other State and local governments, uses fund accounting to ensure and demonstrate compliance with finance-related legal requirements. All of the funds of the County can be divided into three categories: governmental funds, proprietary funds, and fiduciary funds.

Fund financial reports provide detailed information about the County's major funds. The County uses many funds to account for a multitude of financial transactions. However, these fund financial statements focus on the County's most significant funds. The County's major governmental funds are the general fund, human services, motor vehicle license and gasoline tax fund, the County Board of developmental disabilities (DD) fund and emergency ambulance levy fund. The analysis of the County's major governmental funds begins on page 13.

Governmental Funds

Governmental funds are used to account for essentially the same functions reported as governmental activities in the government-wide financial statements. However, unlike the government-wide financial statements, governmental fund financial statements focus on near-term inflows and outflows of spendable resources, as well as on balances of spendable resources available at the end of the year. Such information may be useful in evaluating a government's near-term financing requirements.

COSHOCTON COUNTY, OHIO

MANAGEMENT'S DISCUSSION AND ANALYSIS FOR THE YEAR ENDED DECEMBER 31, 2016

Because the focus of the governmental funds is narrower than that of the government-wide financial statements, it is useful to compare the information presented for governmental funds with similar information presented for governmental activities in the government-wide financial statements. By doing so, the readers may better understand the long-term impact of the government's near-term financing decisions. Both the governmental fund balance sheet and the governmental fund statement of revenues, expenditures, and changes in fund balances provide a reconciliation to facilitate this comparison between governmental funds and governmental activities.

The County maintains a multitude of individual governmental funds. Information is presented separately in the governmental fund balance sheet and in the governmental statement of revenues, expenditures, and changes in fund balances for the major funds, which were identified earlier. Data from the other governmental funds are combined into a single, aggregated presentation. The basic governmental financial statements can be found on pages 22-33 of this report.

Proprietary Funds

The County maintains proprietary funds. Internal service funds are an accounting device used to accumulate and allocate costs internally among the County's various functions. The County uses internal service funds to account for a self-funded health insurance programs for employees of the County and several governmental units within the County. Because this service predominantly benefits governmental functions, it has been included within governmental activities in the government-wide financial statements. The basic proprietary fund financial statements can be found on pages 34-36 of this report.

Fiduciary Funds

Fiduciary funds are used to account for resources held for the benefit of parties outside the County. Fiduciary funds are not reflected in the government-wide financial statements because the resources of those funds are not available to support the County's own programs. The accounting used for fiduciary funds is much like that used for proprietary funds. The basic fiduciary fund financial statement can be found on page 37 of this report.

Notes to the Financial Statements

The notes provide additional information that is essential to a full understanding of the data provided in the government-wide and fund financial statements. These notes to the basic financial statements can be found on pages 39-98 of this report.

Required Supplementary Information

In addition to the basic financial statements and accompanying notes, this report also presents certain required supplementary information concerning the County's net pension liability. The required supplementary information can be found on pages 100-106 of this report.

COSHOCTON COUNTY, OHIO

MANAGEMENT'S DISCUSSION AND ANALYSIS
FOR THE YEAR ENDED DECEMBER 31, 2016

Government-Wide Financial Analysis

The statement of net position provides the perspective of the County as a whole. The table below provides a summary of the County's net position at December 31, 2016 and December 31, 2015.

	Governmental Activities	
	2016	2015
<u>Assets</u>		
Current and other assets	\$ 31,167,111	\$ 29,851,045
Capital assets, net	24,394,836	24,013,969
Total assets	55,561,947	53,865,014
<u>Deferred outflows of resources</u>		
Unamortized deferred charges on debt refunding	30,128	27,224
Pension	8,084,066	2,665,432
Total deferred outflows	8,114,194	2,692,656
<u>Liabilities</u>		
Long-term liabilities	24,639,058	18,534,435
Other liabilities	1,737,263	1,582,194
Total liabilities	26,376,321	20,116,629
<u>Deferred inflows of resources</u>		
Property taxes levied for the next fiscal year	7,896,283	8,070,903
Pension	474,502	458,169
Total deferred inflows	8,370,785	8,529,072
<u>Net Position</u>		
Net investment in capital assets	22,994,532	22,367,564
Restricted	7,981,349	7,518,638
Unrestricted (deficit)	(2,046,846)	(1,974,233)
Total net position	\$ 28,929,035	\$ 27,911,969

During a prior year, the County adopted Governmental Accounting Standards Board (GASB) Statement 68, "Accounting and Financial Reporting for Pensions—an Amendment of GASB Statement 27" and GASB Statement 71, "Pension Transition for Contributions Made Subsequent to the Measurement Date - An Amendment of GASB Statement No. 68" which significantly revises accounting for pension costs and liabilities. For reasons discussed below, many end users of this financial statement will gain a clearer understanding of the County's actual financial condition by adding deferred inflows related to pension and the net pension liability to the reported net position and subtracting deferred outflows related to pension.

COSHOCTON COUNTY, OHIO

MANAGEMENT'S DISCUSSION AND ANALYSIS FOR THE YEAR ENDED DECEMBER 31, 2016

Governmental Accounting Standards Board standards are national and apply to all government financial reports prepared in accordance with generally accepted accounting principles. When accounting for pension costs, GASB 27 focused on a funding approach. This approach limited pension costs to contributions annually required by law, which may or may not be sufficient to fully fund each plan's *net pension liability*. GASB 68 takes an earnings approach to pension accounting; however, the nature of Ohio's statewide pension systems and state law governing those systems requires additional explanation in order to properly understand the information presented in these statements.

Under the new standards required by GASB 68, the net pension liability equals the County's proportionate share of each plan's collective:

1. Present value of estimated future pension benefits attributable to active and inactive employees' past service
2. Minus plan assets available to pay these benefits

GASB notes that pension obligations, whether funded or unfunded, are part of the "employment exchange" – that is, the employee is trading his or her labor in exchange for wages, benefits, and the promise of a future pension. GASB noted that the unfunded portion of this pension promise is a present obligation of the government, part of a bargained-for benefit to the employee, and should accordingly be reported by the government as a liability since they received the benefit of the exchange. However, the County is not responsible for certain key factors affecting the balance of this liability. In Ohio, the employee shares the obligation of funding pension benefits with the employer. Both employer and employee contribution rates are capped by State statute. A change in these caps requires action of both Houses of the General Assembly and approval of the Governor. Benefit provisions are also determined by State statute. The employee enters the employment exchange with the knowledge that the employer's promise is limited not by contract but by law. The employer enters the exchange also knowing that there is a specific, legal limit to its contribution to the pension system. In Ohio, there is no legal means to enforce the unfunded liability of the pension system *as against the public employer*. State law operates to mitigate/lessen the moral obligation of the public employer to the employee, because all parties enter the employment exchange with notice as to the law. The pension system is responsible for the administration of the plan.

Most long-term liabilities have set repayment schedules or, in the case of compensated absences (i.e. sick and vacation leave), are satisfied through paid time-off or termination payments. There is no repayment schedule for the net pension liability. As explained above, changes in pension benefits, contribution rates, and return on investments affect the balance of the net pension liability, but are outside the control of the local government. In the event that contributions, investment returns, and other changes are insufficient to keep up with required pension payments, State statute does not assign/identify the responsible party for the unfunded portion. Due to the unique nature of how the net pension liability is satisfied, this liability is separately identified within the long-term liability section of the statement of net position.

In accordance with GASB 68, the County's statements prepared on an accrual basis of accounting include an annual pension expense for their proportionate share of each plan's *change* in net pension liability not accounted for as deferred inflows/outflows.

Over time, net position can serve as a useful indicator of a government's financial position. At December 31, 2016, the County's assets and deferred outflows exceeded liabilities and deferred inflows by \$28,929,035. The County's finances remained stable during 2016.

Capital assets reported on the government-wide statements represent the largest portion of the County's net position. At year-end, capital assets represented 43.91% of total assets. Capital assets include land, buildings and improvements, machinery and equipment, vehicles, infrastructure and software. Capital assets, net of related debt to acquire the assets at December 31, 2016, were \$22,994,532. These capital assets are used to provide services to citizens and are not available for future spending. Although the County's investment in capital assets is reported net of related debt, it should be noted that the resources to repay the debt must be provided from other sources, since capital assets may not be used to liquidate these liabilities.

COSHOCTON COUNTY, OHIO

**MANAGEMENT'S DISCUSSION AND ANALYSIS
FOR THE YEAR ENDED DECEMBER 31, 2016**

A portion of the County's net position, \$7,981,349 or 27.59% of total net position, represents resources that are subject to external restrictions on how they may be used. The remaining balance is a deficit unrestricted net position of (\$2,046,846).

The following tables show the changes in net position for 2016 and 2015.

	<u>Governmental Activities</u>	
	<u>2016</u>	<u>2015</u>
<u>Revenues</u>		
Program revenues:		
Charges for services and sales	\$ 6,800,770	\$ 6,975,345
Operating grants and contributions	13,970,466	13,221,204
Capital grants and contributions	3,153,703	1,570,872
General revenues:		
Property taxes	8,012,562	7,671,564
Sales tax	5,710,783	5,995,329
Payment in lieu of taxes	1,747	821
Unrestricted grants	1,811,685	2,334,253
Investment earnings	219,716	197,094
Miscellaneous	317,314	658,104
Total revenues	<u>39,998,746</u>	<u>38,624,586</u>
<u>Expenses</u>		
General government	6,521,474	6,167,750
Public safety	6,311,035	6,657,382
Public works	8,688,336	8,704,952
Health	8,874,748	9,723,740
Human services	7,890,377	6,914,194
Conservation and recreation	3,328	3,228
Intergovernmental	162,800	187,800
Other	448,829	392,386
Interest and fiscal charges	80,753	100,422
Total expenses	<u>38,981,680</u>	<u>38,851,854</u>
Special item	<u>-</u>	<u>1,556,105</u>
Change in net position	1,017,066	1,328,837
Net position at beginning of year	<u>27,911,969</u>	<u>26,583,132</u>
Net position at end of year	<u>\$ 28,929,035</u>	<u>\$ 27,911,969</u>

COSHOCTON COUNTY, OHIO

MANAGEMENT'S DISCUSSION AND ANALYSIS FOR THE YEAR ENDED DECEMBER 31, 2016

Governmental Activities

Governmental activities net position increased \$1,017,066 or 3.64% during 2016.

Governmental activities capital grants and contributions revenue increased 100.76% from \$1,570,872 in 2015 to \$3,153,703 in 2016.

The State and federal government contributed to the County revenues of \$13,970,466 in the form of operating grants and contributions. These revenues are restricted to a particular program or purpose. Of the total operating grants and contributions, \$5,672,861, or 40.61% subsidized public works. Operating grants and contributions increased 5.67% in 2016 due to an increase in funding for programs related to public works and human services.

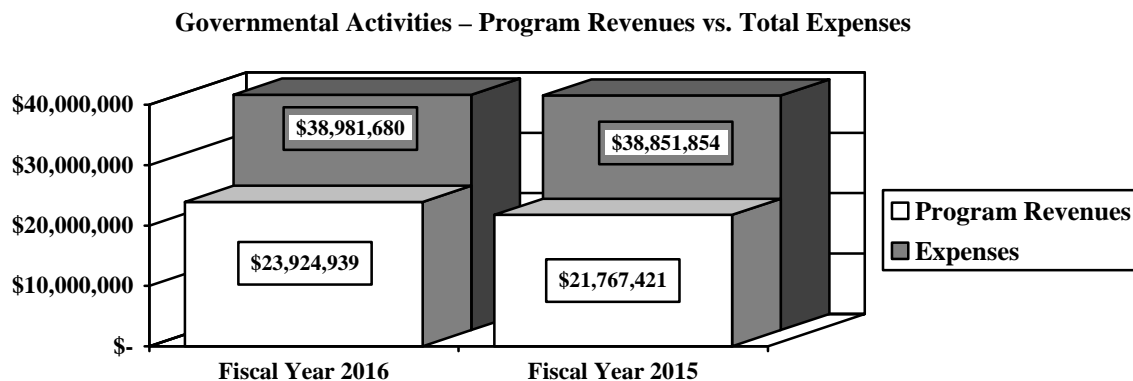
General revenues totaled \$16,073,807, and amounted to 40.19% of total revenues. These revenues primarily consist of property and sales tax revenue of \$13,723,345 or 85.38% of total general revenues in 2016. Property tax revenue increased \$340,998 from 2015 to 2016. The County sales tax revenue decreased \$284,546 from 2015 to 2016. The other primary source of general revenues is grants and entitlements not restricted to specific programs, with local government revenue and property tax reimbursement received from the State making up \$1,811,685, or 11.27% of general revenues.

General government expenses include legislative and executive and judicial programs, totaled \$6,521,474 or 16.73% of total governmental expenses. General government expenses were covered by \$2,319,951 of direct charges to users in 2016.

Public works expenses primarily relate to road and bridge construction and repair projects undertaken by the County. The slight decrease in this expense versus the prior year relates primarily to the increase in projects undertaken.

Human services expenses support the operations of public assistance and the children services board, and accounts for \$7,890,377 of expenses, or 20.24% of total governmental expenses of the County. These expenses were funded by \$528,609 in charges to users of services, \$5,461,772 in operating grants and contributions and \$905,000 in capital grants and contributions in 2016.

The statement of activities shows the cost of program services and the charges for services and grants offsetting those services. The graph below shows the County's total expenses and the portion of those expenses which are offset by specific program revenues:



COSHOCTON COUNTY, OHIO

MANAGEMENT'S DISCUSSION AND ANALYSIS FOR THE YEAR ENDED DECEMBER 31, 2016

The following table shows, for governmental activities, the total cost of services and the net cost of services for 2015 and 2016. That is, it identifies the cost of these services supported by tax revenue and unrestricted State grants and entitlements.

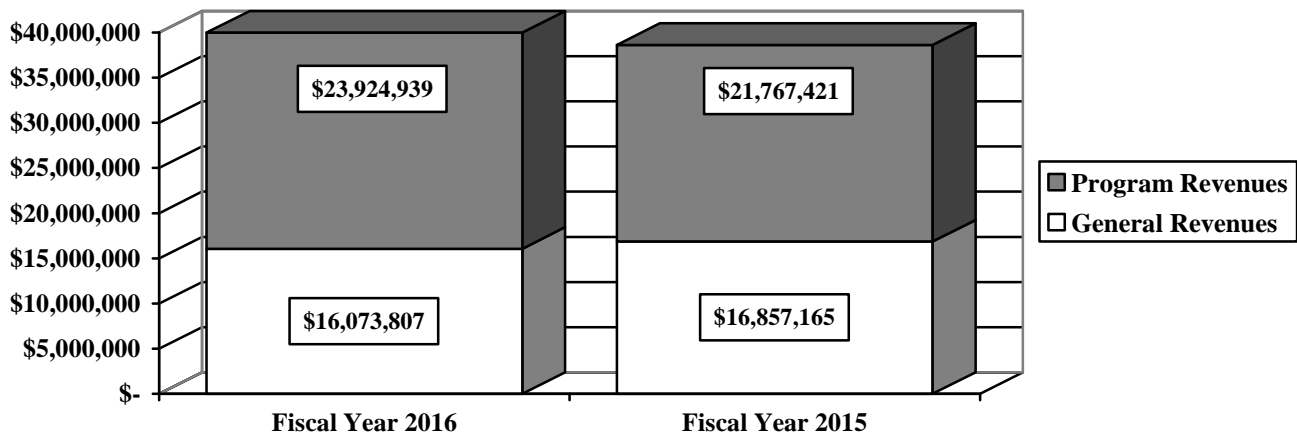
Governmental Activities

	Total Cost of Services <u>2016</u>	Net Cost of Services <u>2016</u>	Total Cost of Services <u>2015</u>	Net Cost of Services <u>2015</u>
Expenses:				
General government	\$ 6,521,474	\$ 3,914,721	\$ 6,167,750	\$ 3,699,250
Public safety	6,311,035	3,815,912	6,657,382	4,384,000
Public works	8,688,336	623,908	8,704,952	1,631,920
Health	8,874,748	5,021,494	9,723,740	5,539,474
Human services	7,890,377	994,996	6,914,194	1,163,234
Conservation and recreation	3,328	3,328	3,228	3,228
Intergovernmental	162,800	162,800	187,800	187,800
Other	448,829	448,829	392,386	392,386
Interest and fiscal charges	<u>80,753</u>	<u>70,753</u>	<u>100,422</u>	<u>83,141</u>
Total expenses	<u>\$ 38,981,680</u>	<u>\$ 15,056,741</u>	<u>\$ 38,851,854</u>	<u>\$ 17,084,433</u>

The dependence upon general revenues for governmental activities is apparent, with 41.23% and 43.97% of expenses supported through taxes and other general revenues during 2016 and 2015, respectively.

The graph below shows the total general revenues and program revenues of the County for 2015 and 2016.

Governmental Activities - General and Program Revenues



Financial Analysis of the County's Funds

As noted earlier, the County uses fund accounting to ensure and demonstrate compliance with finance-related legal requirements.

COSHOCTON COUNTY, OHIO

MANAGEMENT'S DISCUSSION AND ANALYSIS
FOR THE YEAR ENDED DECEMBER 31, 2016

Governmental Funds

The focus of the County's governmental funds is to provide information on near-term inflows, outflows, and balances of spendable resources. Such information is useful in assessing the County's financing requirements. In particular, an unassigned fund balance may serve as a useful measure of the County's net resources available for spending at year-end.

The County's governmental funds reported a combined fund balance of \$16,023,752, which is more than last year's balance of \$15,085,134. The County's governmental funds are presented on the balance sheet on pages 22-23. The schedule below indicates the fund balance and the total change in fund balance as of December 31, 2016 for all major and nonmajor governmental funds.

	<u>Fund Balance</u> <u>December 31, 2016</u>	<u>Fund Balance</u> <u>December 31, 2015</u>	<u>Increase/</u> <u>(Decrease)</u>
Major Funds:			
General	\$ 4,230,019	\$ 3,706,493	\$ 523,526
Human services	(37,033)	139,054	(176,087)
Motor vehicle license and gasoline tax	1,758,414	1,921,156	(162,742)
County board of DD	5,776,386	5,102,407	673,979
Emergency ambulance levy	1,119,794	991,095	128,699
Other nonmajor governmental funds	<u>3,176,172</u>	<u>3,224,929</u>	<u>(48,757)</u>
Total	<u>\$ 16,023,752</u>	<u>\$ 15,085,134</u>	<u>\$ 938,618</u>

General Fund

The general fund is the operating fund of the County. At the end of the year, the fund balance of the general fund was \$4,230,019, a 14.12% increase from 2015. The increase of the general fund balance in 2016 was due to the increasing revenues exceeding the decreasing expenditures.

The table that follows assists in illustrating the revenues of the general fund.


	<u>2016</u> <u>Amount</u>	<u>2015</u> <u>Amount</u>	<u>Increase</u> <u>(Decrease)</u>	<u>Percentage</u> <u>Change</u>
Revenues				
Taxes	\$ 7,631,625	\$ 7,337,104	\$ 294,521	4.01 %
Charges for services	1,347,275	1,391,894	(44,619)	(3.21) %
Licenses and permits	2,369	2,492	(123)	(4.94) %
Fines and forfeitures	45,029	48,300	(3,271)	(6.77) %
Intergovernmental	2,056,071	1,433,993	622,078	43.38 %
Investment income	244,373	181,604	62,769	34.56 %
Other	<u>476,038</u>	<u>745,973</u>	<u>(269,935)</u>	<u>(36.19) %</u>
Total	<u>\$ 11,802,780</u>	<u>\$ 11,141,360</u>	<u>\$ 661,420</u>	5.94 %

COSHOCTON COUNTY, OHIO

**MANAGEMENT’S DISCUSSION AND ANALYSIS
FOR THE YEAR ENDED DECEMBER 31, 2016**

Tax revenue represents 64.67% of all general fund revenue. Tax revenue increased by 4.01% over prior year due to a slight increase in property tax revenue. The increase in investment income is due to the County’s increase in investments and the interest earned on those investments. The increase in intergovernmental revenues is primarily due to an increase in state grants and salary subsidy grants. The decrease in other revenues was due mainly to a decrease in rental income and due to a decrease in donations made during the current year. All other revenue remained comparable to 2015.

The graphs below show the breakdown of revenues, by source, for 2016 and 2015.



The table that follows assists in illustrating the expenditures of the general fund.

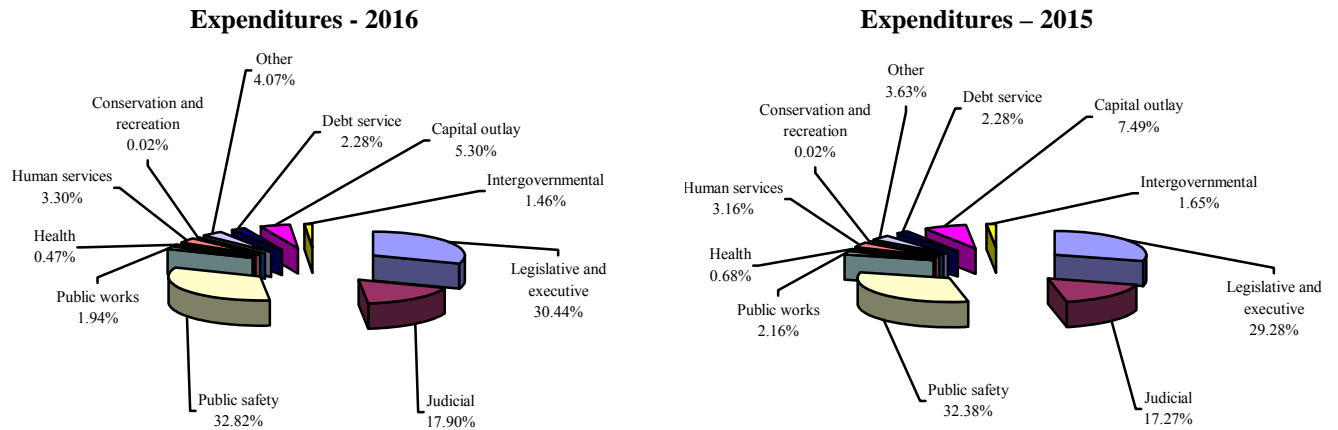
	<u>2016</u> <u>Amount</u>	<u>2015</u> <u>Amount</u>	<u>Increase</u> <u>(Decrease)</u>	<u>Percentage</u> <u>Change</u>
<u>Expenditures</u>				
General government				
Legislative and executive	\$ 3,384,163	\$ 3,331,556	\$ 52,607	1.58 %
Judicial	1,989,890	1,965,389	24,501	1.25 %
Public safety	3,650,318	3,684,289	(33,971)	(0.92) %
Public works	215,173	245,673	(30,500)	(12.41) %
Health	52,067	76,887	(24,820)	(32.28) %
Human services	366,982	359,813	7,169	1.99 %
Conservation and recreation	2,200	2,100	100	4.76 %
Other	452,781	413,545	39,236	9.49 %
Capital outlay	588,955	852,455	(263,500)	(30.91) %
Intergovernmental	162,800	187,800	(25,000)	(13.31) %
Debt service	253,015	259,524	(6,509)	(2.51) %
Total	\$ 11,118,344	\$ 11,379,031	\$ (260,687)	(2.29) %

COSHOCTON COUNTY, OHIO

**MANAGEMENT’S DISCUSSION AND ANALYSIS
FOR THE YEAR ENDED DECEMBER 31, 2016**

Expenditures related to health decreased due to a decrease in miscellaneous health expenditures. During 2016, capital outlay expenditures decreased due to the completion of the County’s courthouse renovation project during 2015. All other expenditures remained comparable to the prior year.

The graphs below show the breakdown of expenditures, by function, for 2016 and 2015.



Human Services Fund

The human services fund, a County major fund, had revenues and other financing sources of \$3,267,407 and expenditures of \$3,443,494 in 2016. The human services fund balance decreased \$176,087 from 2015 to 2016.

Motor Vehicle License and Gasoline Tax Fund

The motor vehicle license and gasoline tax fund, a County major fund, had revenues of \$5,986,846 and expenditures of \$6,149,588 in 2016. The motor vehicle license and gasoline tax fund balance decreased \$162,742 from 2015 to 2016.

County Board of Developmental Disabilities (County Board of DD)

The county board of DD, a County major fund, had revenues of \$5,320,253 and expenditures of \$4,646,274 in 2016. The county board of DD fund balance increased \$673,979 from 2015 to 2016.

Emergency Ambulance Levy Fund

The emergency ambulance levy fund, a County major fund, had revenues and other financing sources of \$3,569,008 and expenditures of \$3,440,309 in 2016. The emergency ambulance levy fund balance increased \$128,699 from 2015 to 2016.

COSHOCTON COUNTY, OHIO

MANAGEMENT'S DISCUSSION AND ANALYSIS FOR THE YEAR ENDED DECEMBER 31, 2016

Budgeting Highlights - General Fund

The County's budgeting process is prescribed by the Ohio Revised Code (ORC). Essentially the budget is the County's appropriations which are restricted by the amounts of anticipated revenues certified by the Budget Commission in accordance with the ORC. Therefore, the County's plans or desires cannot be totally reflected in the original budget. If budgeted revenues are adjusted due to actual activity then the appropriations can be adjusted accordingly. In the general fund, there were significant changes between the original and final budget. Final budgeted revenues and other financing sources were increased \$1,883,182 from the original budgeted revenues and other financing sources. Actual revenues and other financing sources of \$11,592,524 were \$80,769 less than final budgeted revenues and other financing sources. Final budgeted expenditures and other financing uses were increased \$780,336 from the original budgeted expenditures and other financing uses. Actual expenditures and other financing uses of \$11,496,698 were \$1,687,617 less than final budgeted expenditures other financing uses.

Capital Assets and Debt Administration

Capital Assets

At the end of 2016, the County had \$24,394,836 (net of accumulated depreciation) invested in land, buildings and improvements, machinery and equipment, vehicles, infrastructure and software.

The following table shows 2016 balances compared to the 2015 balances:

Capital Assets at December 31 (Net of Depreciation)

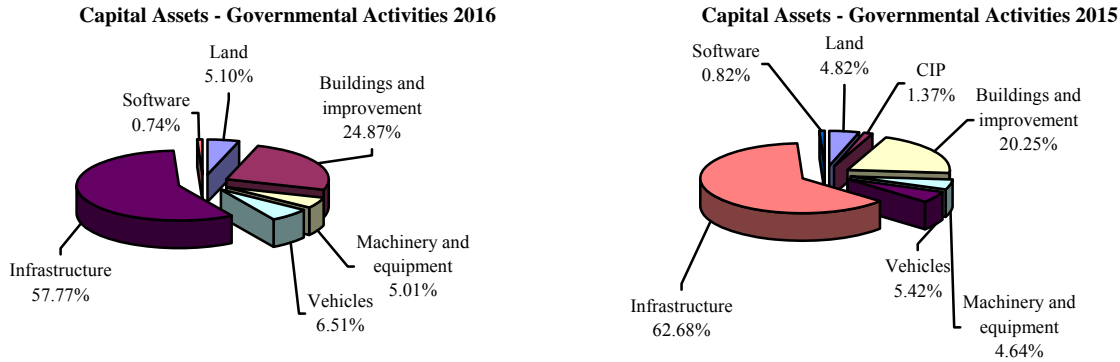
	<u>Governmental Activities</u> <u>2016</u>	<u>Governmental Activities</u> <u>2015</u>
Land	\$ 1,245,042	\$ 1,156,352
Construction in progress	-	330,176
Building and improvements	6,066,724	4,864,006
Machinery and equipment	1,221,415	1,113,077
Vehicles	1,589,066	1,301,298
Infrastructure	14,092,317	15,052,755
Software	<u>180,272</u>	<u>196,305</u>
Total	<u>\$ 24,394,836</u>	<u>\$ 24,013,969</u>

See Note 15 to the basic financial statements for detail on governmental activities capital assets.

COSHOCTON COUNTY, OHIO

MANAGEMENT'S DISCUSSION AND ANALYSIS FOR THE YEAR ENDED DECEMBER 31, 2016

The following graphs show the breakdown of governmental capital assets by category for 2016 and 2015.



The County's largest governmental capital asset category is infrastructure which includes roads, bridges, culverts and waterworks. These items are immovable and of value only to the County, however, the annual cost of purchasing these items is quite significant. The net book value of the County's infrastructure (cost less accumulated depreciation) represents approximately, 57.77% of the County's total governmental capital assets.

Debt Administration

At December 31, 2016, governmental activities had \$925,228 in general obligation bonds, OWDA loans of \$191,893, notes payable of \$373,567, capital leases of \$43,058 and lease purchase agreements of \$579,704 outstanding. Of this total, \$344,960 is due within one year and \$1,768,490 is due in greater than one year. The following table summarizes the debt obligations outstanding.

Outstanding Debt, at Year End

	Governmental Activities 2016	Governmental Activities 2015
Long-Term Obligations		
General obligation bonds	\$ 925,228	\$ 1,076,357
OWDA loan	191,893	198,934
OPWC loans	-	10,195
Notes payable	373,567	390,741
Capital leases	43,058	33,878
Lease purchase agreements	579,704	761,288
Total	<u>\$ 2,113,450</u>	<u>\$ 2,471,393</u>

See Note 16 to the basic financial statements for detail on governmental activities outstanding debt.

COSHOCTON COUNTY, OHIO

MANAGEMENT'S DISCUSSION AND ANALYSIS FOR THE YEAR ENDED DECEMBER 31, 2016

Economic Factors and Next Year's Budgets and Rates

Coshocton County's estimated 2016 population is 36,602, down 0.8% from 2010 according to the U.S. Census Bureau. The U.S. Bureau of Labor Statistics reports County's annual unemployment for 2016 was 6.8%, compared to the state average 4.8% and the national average of 4.7%.

The Coshocton County Commissioners and Auditor are closely watching state revenues in light of small losses during 2016 and the upcoming biennial budget. Most concerning is the loss of sales tax on the MCOs, which was starting to manifest in lower sales tax revenue at the very end of 2016. In 2016, casino tax revenues increased by \$8.3 thousand, but Local Government and sales tax monies decreased by approximately \$23 thousand and \$43 thousand, respectively. The county is hoping that the state legislators will not only make the state whole, as they have already indicated, but will also make the local governments whole in light of the significant sales tax loss due to the MCO change.

Coshocton County has ended 2016 with a \$3.345 million General Fund cash balance, approximately a 21.8% increase. Coshocton County's elected and appointed officials, in partnership with the Board of Commissioners and the Auditor certifying cautious revenue estimates and conservative budgets, work together to preserve the health of the General Fund balance. Also, in light of the forecasted loss in sales tax and a possible loss of assessed public utility value at our coal-fired electric plant, the commissioners have put a hold on a new jail project.

In addition to the financial side of the government, the Board of County Commissioners work closely with the Coshocton Port Authority (CPA) to develop existing and new business and industry.

Besides continuing past projects, programs, and promotions, the CPA works closely with SBDC/JobsOhio/MCBI in developing new businesses. The following new and major economic development projects occurred during calendar year 2016:

- Able to do creative financing to accomplish another \$800,000+ CR10 resurfacing project.
- Oversee the Community Development Council which has representatives from all sectors of community and began work with Council to create Community wide master plan.
- Successfully completed Phase I and II assessment of abandoned gas station/grocery store in Layland to prepare for EPA remediation of site.
- The CPA continued with the EPA clean up the old Steel Ceilings Facility as well as the surrounding neighborhood ground water and soil testing efforts.
- Continued the marketing efforts of the old GE/SABIC property, and working with Jobs Ohio in the Site Selection Process and to find a replacement company for West Rock.

Contacting the County's Financial Management

This financial report is designed to provide our citizens, taxpayers, investors and creditors with a general overview of the County's finances and to show the County's accountability for the money it receives. If you have questions about this report or need additional financial information, contact the Honorable Christine Sycks, Coshocton County Auditor, at 349 Main Street – Room 101, Coshocton, Ohio 43812.

COSHOCTON COUNTY, OHIO

STATEMENT OF NET POSITION
DECEMBER 31, 2016

	Primary Government	Component Unit
	Governmental Activities	Regional Airport Authority
Assets:		
Equity in pooled cash and investments	\$ 15,308,404	\$ 94,065
Cash with fiscal agent	1,379,048	-
Receivables:		
Sales taxes	1,490,994	-
Real and other taxes	8,335,411	-
Accounts	406,315	14,202
Accrued interest	28,618	-
Due from other governments	3,723,329	-
Loans receivable	28,571	-
Prepayments	62,688	-
Materials and supplies inventory	363,338	-
Inventory held for resale	-	36,400
Net pension asset	40,395	-
Capital assets:		
Land and construction in progress	1,245,042	189,296
Depreciable capital assets, net	23,149,794	3,401,175
Total capital assets, net	<u>24,394,836</u>	<u>3,590,471</u>
Total assets	<u>55,561,947</u>	<u>3,735,138</u>
Deferred outflows of resources:		
Unamortized deferred charges on debt refundings	30,128	-
Pension - OPERS	7,927,651	5,606
Pension - STRS	156,415	-
Total deferred outflows of resources	<u>8,114,194</u>	<u>5,606</u>
Liabilities:		
Accounts payable	470,538	29,657
Accrued wages and benefits payable	356,235	-
Due to other governments	241,650	-
Accrued interest payable	11,171	-
Claims payable	321,478	-
Sales tax payable	-	9,779
Unearned revenue	336,191	-
Long-term liabilities:		
Due within one year	1,277,767	-
Due in more than one year:		
Net pension liability	21,172,738	16,628
Other amounts due in more than one year	2,188,553	-
Total liabilities	<u>26,376,321</u>	<u>56,064</u>
Deferred inflows of resources:		
Property taxes levied for the next fiscal year	7,896,283	-
Pension - OPERS	437,191	1,116
Pension - STRS	37,311	-
Total deferred inflows of resources	<u>8,370,785</u>	<u>1,116</u>
Net position:		
Net investment in capital assets	22,994,532	3,590,471
Restricted for:		
Capital projects	128,793	-
Debt service	141,270	-
Public works projects	2,338,073	-
Human services programs	583,272	-
Health programs	3,650,824	-
General government operations	601,604	-
Public safety programs	495,286	-
Other purposes	42,227	-
Unrestricted (deficit)	<u>(2,046,846)</u>	<u>93,093</u>
Total net position	<u>\$ 28,929,035</u>	<u>\$ 3,683,564</u>

SEE ACCOMPANYING NOTES TO THE BASIC FINANCIAL STATEMENTS

COSHOCTON COUNTY, OHIO

STATEMENT OF ACTIVITIES
FOR THE YEAR ENDED DECEMBER 31, 2016

	<u>Expenses</u>	<u>Program Revenues</u>		
		<u>Charges for Services and Sales</u>	<u>Operating Grants and Contributions</u>	<u>Capital Grants and Contributions</u>
Governmental activities:				
General government:				
Legislative and executive.	\$ 4,376,088	\$ 2,060,957	\$ -	\$ 11,096
Judicial.	2,145,386	258,994	275,706	-
Public safety	6,311,035	2,024,529	470,594	-
Public works	8,688,336	153,960	5,672,861	2,237,607
Health.	8,874,748	1,763,721	2,089,533	-
Human services	7,890,377	528,609	5,461,772	905,000
Conservation and recreation	3,328	-	-	-
Intergovernmental.	162,800	-	-	-
Other	448,829	-	-	-
Interest and fiscal charges.	80,753	10,000	-	-
Total primary government	<u>\$ 38,981,680</u>	<u>\$ 6,800,770</u>	<u>\$ 13,970,466</u>	<u>\$ 3,153,703</u>
Component units:				
Regional Airport Authority.	760,303	311,300	80,268	75,727
Total component units	<u>\$ 760,303</u>	<u>\$ 311,300</u>	<u>\$ 80,268</u>	<u>\$ 75,727</u>

General revenues:

Property taxes levied for:

- General purposes
- Health.
- Human services
- Public safety.

Sales taxes levied for:

- General purposes
- Payment in lieu of taxes
- Grants and entitlements not restricted to specific programs
- Unrestricted investment earnings
- Miscellaneous

Total general revenues.

Change in net position

Net position at beginning of year.

Net positon at end of year

SEE ACCOMPANYING NOTES TO THE BASIC FINANCIAL STATEMENTS

**Net (Expense) Revenue and Changes in
Changes in Net Position**

Primary		Component Unit	
Government		Regional	
Governmental		Airport	
Activities		Authority	
\$	(2,304,035)	\$	-
	(1,610,686)		-
	(3,815,912)		-
	(623,908)		-
	(5,021,494)		-
	(994,996)		-
	(3,328)		-
	(162,800)		-
	(448,829)		-
	(70,753)		-
	<u>(15,056,741)</u>		<u>-</u>
	-		(293,008)
	-		<u>(293,008)</u>
	1,890,721		-
	4,899,040		-
	1,115,711		-
	107,090		-
	5,710,783		-
	1,747		-
	1,811,685		-
	219,716		1
	<u>317,314</u>		<u>14,737</u>
	<u>16,073,807</u>		<u>14,738</u>
	1,017,066		(278,270)
	<u>27,911,969</u>		<u>3,961,834</u>
\$	<u>28,929,035</u>	\$	<u>3,683,564</u>

COSHOCTON COUNTY, OHIO

BALANCE SHEET
GOVERNMENTAL FUNDS
DECEMBER 31, 2016

	<u>General</u>	<u>Human Services</u>	<u>Motor Vehicle License and Gasoline Tax</u>	<u>County Board of DD</u>
Assets:				
Equity in pooled cash and investments	\$ 3,680,467	\$ 106,593	\$ 1,293,212	\$ 5,218,830
Cash with fiscal agent	-	-	-	639,598
Receivables:				
Sales taxes	1,490,994	-	-	-
Real and other taxes	1,907,363	-	-	3,075,362
Accounts	73,829	380	536	-
Accrued interest	28,618	-	-	-
Due from other governments	546,373	236,700	2,124,500	170,818
Interfund loans	9,883	-	-	-
Due from other funds	22,125	23,492	-	-
Loans receivable	-	-	-	28,571
Prepayments	62,688	-	-	-
Materials and supplies inventory	47,484	2,800	256,156	1,202
Total assets	<u>\$ 7,869,824</u>	<u>\$ 369,965</u>	<u>\$ 3,674,404</u>	<u>\$ 9,134,381</u>
Liabilities:				
Accounts payable	\$ 77,832	\$ 28,843	\$ 69,765	\$ 11,376
Accrued wages and benefits payable	124,732	40,208	26,398	51,166
Compensated absences payable	-	-	-	16,167
Due to other governments	87,414	30,862	17,592	26,609
Interfund loans payable	-	-	-	-
Due to other funds	35	13,712	-	4,589
Unearned revenue	-	281,354	-	-
Early retirement incentive payable	-	-	-	26,123
Total liabilities	<u>290,013</u>	<u>394,979</u>	<u>113,755</u>	<u>136,030</u>
Deferred inflows of resources:				
Property taxes levied for the next fiscal year	1,818,360	-	-	2,902,000
Delinquent property tax revenue not available	88,381	-	-	173,362
Accrued interest not available	19,893	-	-	-
Sales tax revenue not available	1,046,370	-	-	-
Other nonexchange transactions not available	376,788	12,019	1,802,235	146,603
Total deferred inflows of resources	<u>3,349,792</u>	<u>12,019</u>	<u>1,802,235</u>	<u>3,221,965</u>
Total liabilities and deferred inflows of resources	<u>3,639,805</u>	<u>406,998</u>	<u>1,915,990</u>	<u>3,357,995</u>
Fund balances:				
Nonspendable	222,737	2,800	256,156	1,202
Restricted	-	-	1,502,258	5,775,184
Committed	-	-	-	-
Assigned	2,616,840	-	-	-
Unassigned (deficit)	<u>1,390,442</u>	<u>(39,833)</u>	<u>-</u>	<u>-</u>
Total fund balances (deficit)	<u>4,230,019</u>	<u>(37,033)</u>	<u>1,758,414</u>	<u>5,776,386</u>
Total liabilities, deferred inflows of resources and fund balances	<u>\$ 7,869,824</u>	<u>\$ 369,965</u>	<u>\$ 3,674,404</u>	<u>\$ 9,134,381</u>

SEE ACCOMPANYING NOTES TO THE BASIC FINANCIAL STATEMENTS

Emergency Ambulance Levy	Other Governmental Funds	Total Governmental Funds
\$ 921,005	\$ 3,211,419	\$ 14,431,526
-	-	639,598
-	-	1,490,994
2,046,978	1,305,708	8,335,411
260,787	70,783	406,315
-	-	28,618
104,927	540,011	3,723,329
-	-	9,883
-	14,337	59,954
-	-	28,571
-	-	62,688
48,408	7,288	363,338
<u>\$ 3,382,105</u>	<u>\$ 5,149,546</u>	<u>\$ 29,580,225</u>
\$ 31,960	\$ 249,439	\$ 469,215
50,306	62,411	355,221
-	-	16,167
28,140	50,522	241,139
-	9,883	9,883
-	41,618	59,954
-	54,837	336,191
-	-	26,123
<u>110,406</u>	<u>468,710</u>	<u>1,513,893</u>
1,945,000	1,230,923	7,896,283
101,978	74,785	438,506
-	-	19,893
-	-	1,046,370
104,927	198,956	2,641,528
<u>2,151,905</u>	<u>1,504,664</u>	<u>12,042,580</u>
<u>2,262,311</u>	<u>1,973,374</u>	<u>13,556,473</u>
48,408	7,288	538,591
-	2,782,157	10,059,599
1,071,386	430,587	1,501,973
-	-	2,616,840
-	(43,860)	1,306,749
<u>1,119,794</u>	<u>3,176,172</u>	<u>16,023,752</u>
<u>\$ 3,382,105</u>	<u>\$ 5,149,546</u>	<u>\$ 29,580,225</u>

THIS PAGE IS INTENTIONALLY LEFT BLANK

COSHOCTON COUNTY, OHIO

RECONCILIATION OF TOTAL GOVERNMENTAL FUND BALANCES TO
NET POSITION OF GOVERNMENTAL ACTIVITIES
DECEMBER 31, 2016

Total governmental fund balances		\$ 16,023,752
<i>Amounts reported for governmental activities on the statement of net position are different because:</i>		
Capital assets used in governmental activities are not financial resources and therefore are not reported in the funds.		24,394,836
Other long-term assets are not available to pay for current-period expenditures and therefore are deferred inflows in the funds.		
Property taxes receivable	\$ 438,506	
Sales taxes receivable	1,046,370	
Intergovernmental revenues receivable	2,641,528	
Accrued interest receivable	19,893	
Total		4,146,297
An internal service fund is used by management to charge the costs of insurance to individual funds. The assets and liabilities of the internal service fund are included in governmental activities on the statement of net position.		1,266,145
On the statement of net position, interest is accrued on outstanding bonds, whereas in the governmental funds, interest is accrued when due.		(11,171)
Unamortized deferred amounts on refundings are not recognized in the governmental funds.		30,128
Unamortized premiums on bond issuances are not recognized in the governmental funds.		(3,415)
The net pension asset and net pension liability are not available to pay for current period expenditures and are not due and payable in the current period, respectively; therefore, the asset, liability and related deferred inflows/outflows are not reported in governmental funds.		
Net pension asset	40,313	
Deferred outflows of resources	8,067,957	
Deferred inflows of resources	(473,613)	
Net pension liability	(21,131,579)	
Total		(13,496,922)
Long-term liabilities, including bonds payable, are not due and payable in the current period and therefore are not reported in the funds.		
General obligation bonds	(925,228)	
OWDA loan	(191,893)	
Compensated absences	(1,307,165)	
Capital lease payable	(43,058)	
Lease purchase payable	(579,704)	
Notes payable	(373,567)	
Total		(3,420,615)
Net position of governmental activities		<u>\$ 28,929,035</u>

SEE ACCOMPANYING NOTES TO THE BASIC FINANCIAL STATEMENTS

COSHOCTON COUNTY, OHIO

STATEMENT OF REVENUES, EXPENDITURES AND CHANGES IN FUND BALANCES
GOVERNMENTAL FUNDS
FOR THE YEAR ENDED DECEMBER 31, 2016

	<u>General</u>	<u>Human Services</u>	<u>Motor Vehicle License and Gasoline Tax</u>	<u>County Board of DD</u>
Revenues:				
Property taxes	\$ 1,884,694	\$ -	\$ -	\$ 2,924,408
Sales taxes	5,746,931	-	-	-
Payment in lieu of taxes	1,058	-	-	372
Charges for services.	1,347,275	-	-	110,722
Licenses and permits	2,369	-	-	-
Fines and forfeitures	45,029	-	43,536	-
Intergovernmental.	2,056,071	3,124,168	5,841,718	2,150,582
Investment income.	244,373	-	4,497	4,849
Rental income	82,422	-	-	-
Contributions and donations.	103,740	-	-	4,257
Other	288,818	35,120	97,095	125,063
Total revenues	<u>11,802,780</u>	<u>3,159,288</u>	<u>5,986,846</u>	<u>5,320,253</u>
Expenditures:				
Current:				
General government:				
Legislative and executive	3,384,163	-	-	-
Judicial.	1,989,890	-	-	-
Public safety	3,650,318	-	-	-
Public works	215,173	-	6,058,758	-
Health	52,067	-	-	4,645,693
Human services.	366,982	3,443,494	-	-
Conservation and recreation	2,200	-	-	-
Other	452,781	-	85	581
Capital outlay	588,955	-	-	-
Intergovernmental.	162,800	-	-	-
Debt service:				
Principal retirement.	222,997	-	80,195	-
Interest and fiscal charges	30,018	-	10,550	-
Bond issuance costs	-	-	-	-
Total expenditures	<u>11,118,344</u>	<u>3,443,494</u>	<u>6,149,588</u>	<u>4,646,274</u>
Excess (deficiency) of revenues over (under) expenditures	<u>684,436</u>	<u>(284,206)</u>	<u>(162,742)</u>	<u>673,979</u>
Other financing sources (uses):				
Bond issuance.	-	-	-	-
Sale of capital assets.	20,541	-	-	-
Payment to refunded bond escrow agent	-	-	-	-
Capital lease transaction.	15,710	-	-	-
Transfers in	-	108,119	-	-
Transfers (out).	(202,986)	-	-	-
Insurance proceeds	5,825	-	-	-
Total other financing sources (uses)	<u>(160,910)</u>	<u>108,119</u>	<u>-</u>	<u>-</u>
Net change in fund balances	523,526	(176,087)	(162,742)	673,979
Fund balances at beginning of year	<u>3,706,493</u>	<u>139,054</u>	<u>1,921,156</u>	<u>5,102,407</u>
Fund balances (deficit) at end of year	<u>\$ 4,230,019</u>	<u>\$ (37,033)</u>	<u>\$ 1,758,414</u>	<u>\$ 5,776,386</u>

SEE ACCOMPANYING NOTES TO THE BASIC FINANCIAL STATEMENTS

Emergency Ambulance Levy	Other Governmental Funds	Total Governmental Funds
\$ 1,955,856	\$ 1,217,701	\$ 7,982,659
-	-	5,746,931
239	154	1,823
1,364,819	3,428,079	6,250,895
-	129,082	131,451
-	101,014	189,579
222,481	3,787,072	17,182,092
-	762	254,481
-	-	82,422
935	1,004	109,936
22,548	320,940	889,584
<u>3,566,878</u>	<u>8,985,808</u>	<u>38,821,853</u>
-	758,158	4,142,321
-	59,965	2,049,855
-	2,420,191	6,070,509
-	1,004,905	7,278,836
3,440,309	403,499	8,541,568
-	3,944,710	7,755,186
-	-	2,200
-	-	453,447
-	421,749	1,010,704
-	-	162,800
-	107,762	410,954
-	20,794	61,362
-	16,750	16,750
<u>3,440,309</u>	<u>9,158,483</u>	<u>37,956,492</u>
<u>126,569</u>	<u>(172,675)</u>	<u>865,361</u>
-	395,000	395,000
2,130	-	22,671
-	(378,250)	(378,250)
-	12,301	28,011
-	94,867	202,986
-	-	(202,986)
-	-	5,825
<u>2,130</u>	<u>123,918</u>	<u>73,257</u>
128,699	(48,757)	938,618
991,095	3,224,929	15,085,134
<u>\$ 1,119,794</u>	<u>\$ 3,176,172</u>	<u>\$ 16,023,752</u>

COSHOCTON COUNTY, OHIO

RECONCILIATION OF THE STATEMENT OF REVENUES, EXPENDITURES AND CHANGES
IN FUND BALANCES OF GOVERNMENTAL FUNDS TO THE STATEMENT OF ACTIVITIES
FOR THE YEAR ENDED DECEMBER 31, 2016

Net change in fund balances - total governmental funds	\$	938,618
<i>Amounts reported for governmental activities in the statement of activities are different because:</i>		
Governmental funds report capital outlays as expenditures. However, in the statement of activities, the cost of those assets is allocated over their estimated useful lives as depreciation expense. Depreciation expense exceeded capital outlays in the current period accordingly.		
Capital asset additions	\$ 2,465,110	
Current year depreciation	<u>(2,049,802)</u>	
Total		415,308
The net effect of various miscellaneous transactions involving capital assets (i.e., sales, disposals, trade-ins, and donations) is to decrease net assets.		(34,441)
Revenues in the statement of activities that do not provide current financial resources are not reported as revenues in the funds.		
Property taxes	29,903	
Sales taxes	(36,148)	
Intergovernmental	274,299	
Investment income	<u>(24,091)</u>	
Total		243,963
Repayment of bond, note, lease and loan principal is an expenditure in the governmental funds, but the repayment reduces long-term liabilities on the statement of net assets.		410,954
Proceeds of bonds and capital leases are recognized as other financing sources in the governmental funds, however, in the statement of activities they are not reported as revenues as they increase liabilities on the statement of net assets.		(423,011)
Payment to refunded bond escrow agent for the retirement of bonds is an other use in the governmental funds but the payment reduces long-term liabilities on the statement of net position. Deferred charges related to bond refundings are amortized over the life of the issuance in the statement of activities.		
The following refunding transactions occurred during the year:		
Bonds refunded	370,000	
Deferred charges on refundings	<u>24,475</u>	
Total		394,475
In the statement of activities, interest is accrued on outstanding bonds, whereas in governmental funds, an interest expenditure is reported when due. The following items resulted in more interest being reported in the statement of activities:		
Increase in accrued interest payable	1,533	
Amortization of bond premiums	1,172	
Amortization of deferred charges on refundings	(5,346)	
Removal of deferred charges on refundings	<u>(16,225)</u>	
Total		(18,866)
Contractually required pension contributions are reported as expenditures in governmental funds; however, the statement of net position reports these amounts as deferred outflows.		1,973,773
Except for amounts reported as deferred inflows/outflows, changes in the net pension asset/liability are reported as pension expense in the statement of activities.		(2,921,634)
Some expenses reported in the statement of activities such as compensated absences do not require the use of current financial resources and therefore are not reported as expenditures in the governmental funds.		(107,935)
The internal service fund used by management to charge the cost of insurance to individual funds is not reported in the government-wide statement of activities. Governmental fund expenditures and the related internal service fund revenues are eliminated. The net revenue (expense) of the internal service fund is allocated among the governmental activities.		<u>145,862</u>
Change in net position of governmental activities	\$	<u>1,017,066</u>

SEE ACCOMPANYING NOTES TO THE BASIC FINANCIAL STATEMENTS

COSHOCTON COUNTY, OHIO

STATEMENT OF REVENUES, EXPENDITURES AND CHANGES IN
 FUND BALANCE - BUDGET AND ACTUAL (NON-GAAP BUDGETARY BASIS)
 GENERAL FUND
 FOR THE YEAR ENDED DECEMBER 31, 2016

	<u>Budgeted Amounts</u>			Variance with Final Budget Positive (Negative)
	<u>Original</u>	<u>Final</u>	<u>Actual</u>	
Revenues:				
Property taxes	\$ 1,576,709	\$ 1,884,694	\$ 1,886,967	\$ 2,273
Sales taxes	4,827,693	5,770,700	5,770,734	34
Payment in lieu of taxes	753	900	1,058	158
Charges for services	888,342	1,061,864	1,066,086	4,222
Licenses and permits	1,682	2,010	2,369	359
Fines and forfeitures	38,190	45,650	46,168	518
Intergovernmental	1,809,110	2,162,489	2,064,538	(97,951)
Investment income	168,062	200,890	200,974	84
Rental income	72,740	86,948	85,131	(1,817)
Contributions and donations	86,754	103,700	103,740	40
Other	170,849	204,221	207,692	3,471
Total revenues	9,640,884	11,524,066	11,435,457	(88,609)
Expenditures:				
Current:				
General government:				
Legislative and executive	3,448,700	3,481,204	3,143,432	337,772
Judicial	2,344,403	2,328,814	2,157,138	171,676
Public safety	3,799,576	3,873,796	3,813,467	60,329
Public works	248,732	295,827	245,365	50,462
Health	77,398	77,398	89,088	(11,690)
Human services	428,141	423,869	371,727	52,142
Conservation and recreation	2,200	2,200	2,200	-
Capital outlay	199,508	799,558	655,041	144,517
Intergovernmental	192,800	190,001	162,800	27,201
Other	409,542	577,669	352,952	224,717
Debt service:				
Principal retirement	224,899	224,899	224,899	-
Interest and fiscal charges	29,340	29,340	29,340	-
Total expenditures	11,405,239	12,304,575	11,247,449	1,057,126
Excess (deficiency) of revenues over (under) expenditures	(1,764,355)	(780,509)	188,008	968,517
Other financing sources (uses):				
Sale of capital assets	23,000	23,000	20,541	(2,459)
Advances in	46,040	46,040	46,040	-
Advances (out)	(21,500)	(46,500)	(46,040)	460
Transfers in	7,000	7,000	6,971	(29)
Transfers (out)	(175,119)	(201,119)	(201,119)	-
Proceeds of capital lease transaction	15,710	15,710	15,710	-
Insurance proceeds	5,806	5,806	5,825	19
Other financing sources	51,671	51,671	61,980	10,309
Other financing uses	(2,121)	(2,121)	(2,090)	31
Contingencies	(800,000)	(630,000)	-	630,000
Total other financing sources (uses)	(849,513)	(730,513)	(92,182)	638,331
Net change in fund balances	(2,613,868)	(1,511,022)	95,826	1,606,848
Fund balances at beginning of year	2,342,350	2,342,350	2,342,350	-
Prior year encumbrances appropriated	410,903	410,903	410,903	-
Fund balance at end of year	\$ 139,385	\$ 1,242,231	\$ 2,849,079	\$ 1,606,848

SEE ACCOMPANYING NOTES TO THE BASIC FINANCIAL STATEMENTS

COSHOCTON COUNTY, OHIO

STATEMENT OF REVENUES, EXPENDITURES AND CHANGES IN
 FUND BALANCE - BUDGET AND ACTUAL (NON-GAAP BUDGETARY BASIS)
 HUMAN SERVICES FUND
 FOR THE YEAR ENDED DECEMBER 31, 2016

	Budgeted Amounts		Actual	Variance with Final Budget Positive (Negative)
	Original	Final		
Revenues:				
Intergovernmental	\$ 3,188,000	\$ 3,227,000	\$ 3,209,504	\$ (17,496)
Other	55,500	35,800	35,047	(753)
Total revenues	3,243,500	3,262,800	3,244,551	(18,249)
Expenditures:				
Current:				
Human services	3,622,986	3,748,667	3,739,797	8,870
Total expenditures	3,622,986	3,748,667	3,739,797	8,870
Excess of expenditures over revenues	(379,486)	(485,867)	(495,246)	(9,379)
Other financing sources:				
Transfers in	108,119	108,119	108,119	-
Other financing sources	20,000	171,000	171,593	593
Total other financing sources	128,119	279,119	279,712	593
Net change in fund balances	(251,367)	(206,748)	(215,534)	(8,786)
Fund balances at beginning of year	103,101	103,101	103,101	-
Prior year encumbrances appropriated	105,366	105,366	105,366	-
Fund balance (deficit) at end of year	\$ (42,900)	\$ 1,719	\$ (7,067)	\$ (8,786)

SEE ACCOMPANYING NOTES TO THE BASIC FINANCIAL STATEMENTS

COSHOCTON COUNTY, OHIO

STATEMENT OF REVENUES, EXPENDITURES AND CHANGES IN
 FUND BALANCE - BUDGET AND ACTUAL (NON-GAAP BUDGETARY BASIS)
 MOTOR VEHICLE LICENSE AND GAS TAX FUND
 FOR THE YEAR ENDED DECEMBER 31, 2016

	<u>Budgeted Amounts</u>			Variance with Final Budget Positive (Negative)
	<u>Original</u>	<u>Final</u>	<u>Actual</u>	
Revenues:				
Fines and forfeitures	\$ 35,423	\$ 44,500	\$ 44,500	\$ -
Intergovernmental.	4,724,114	5,934,638	5,524,914	(409,724)
Investment income.	3,184	4,000	4,033	33
Other	72,279	90,800	90,512	(288)
Total revenues	<u>4,835,000</u>	<u>6,073,938</u>	<u>5,663,959</u>	<u>(409,979)</u>
Expenditures:				
Current:				
Public works	5,877,307	6,915,438	6,239,148	676,290
Debt service:				
Principal retirement.	70,000	80,195	80,195	-
Interest and fiscal charges	18,548	12,000	17,793	(5,793)
Total expenditures	<u>5,965,855</u>	<u>7,007,633</u>	<u>6,337,136</u>	<u>670,497</u>
Excess of expenditures over revenues.	<u>(1,130,855)</u>	<u>(933,695)</u>	<u>(673,177)</u>	<u>260,518</u>
Other financing sources:				
Other financing sources	6,000	6,000	6,047	47
Total other financing sources	<u>6,000</u>	<u>6,000</u>	<u>6,047</u>	<u>47</u>
Net change in fund balances	(1,124,855)	(927,695)	(667,130)	260,565
Fund balances at beginning of year	744,163	744,163	744,163	-
Prior year encumbrances appropriated . . .	760,157	760,157	760,157	-
Fund balance at end of year.	<u>\$ 379,465</u>	<u>\$ 576,625</u>	<u>\$ 837,190</u>	<u>\$ 260,565</u>

SEE ACCOMPANYING NOTES TO THE BASIC FINANCIAL STATEMENTS

COSHOCTON COUNTY, OHIO

STATEMENT OF REVENUES, EXPENDITURES AND CHANGES IN
 FUND BALANCE - BUDGET AND ACTUAL (NON-GAAP BUDGETARY BASIS)
 COUNTY BOARD OF DD FUND
 FOR THE YEAR ENDED DECEMBER 31, 2016

	<u>Budgeted Amounts</u>			Variance with Final Budget Positive (Negative)
	<u>Original</u>	<u>Final</u>	<u>Actual</u>	
Revenues:				
Property taxes	\$ 2,772,549	\$ 2,924,849	\$ 2,929,322	\$ 4,473
Payment in lieu of taxes	948	1,000	372	(628)
Charges for services.	114,131	120,400	103,447	(16,953)
Intergovernmental.	2,049,086	2,161,645	2,143,265	(18,380)
Contributions and donations.	4,740	5,000	5,032	32
Other	274,046	289,100	126,492	(162,608)
Total revenues	<u>5,215,500</u>	<u>5,501,994</u>	<u>5,307,930</u>	<u>(194,064)</u>
Expenditures:				
Current:				
Health	5,364,482	5,541,578	4,825,497	716,081
Total expenditures	<u>5,364,482</u>	<u>5,541,578</u>	<u>4,825,497</u>	<u>716,081</u>
Excess (deficiency) of revenues over (under) expenditures.	<u>(148,982)</u>	<u>(39,584)</u>	<u>482,433</u>	<u>522,017</u>
Other financing sources:				
Other financing sources	-	-	44	44
Total other financing sources	<u>-</u>	<u>-</u>	<u>44</u>	<u>44</u>
Net change in fund balances	(148,982)	(39,584)	482,477	522,061
Fund balances at beginning of year	4,311,468	4,311,468	4,311,468	-
Prior year encumbrances appropriated	217,044	217,044	217,044	-
Fund balance at end of year	<u>\$ 4,379,530</u>	<u>\$ 4,488,928</u>	<u>\$ 5,010,989</u>	<u>\$ 522,061</u>

SEE ACCOMPANYING NOTES TO THE BASIC FINANCIAL STATEMENTS

COSHOCTON COUNTY, OHIO

STATEMENT OF REVENUES, EXPENDITURES AND CHANGES IN
 FUND BALANCE - BUDGET AND ACTUAL (NON-GAAP BUDGETARY BASIS)
 EMERGENCY AMBULANCE LEVY FUND
 FOR THE YEAR ENDED DECEMBER 31, 2016

	<u>Budgeted Amounts</u>			Variance with Final Budget Positive (Negative)
	<u>Original</u>	<u>Final</u>	<u>Actual</u>	
Revenues:				
Property taxes	\$ 1,985,039	\$ 1,955,579	\$ 1,958,747	\$ 3,168
Payment in lieu of taxes	-	-	239	239
Charges for services.	1,390,639	1,370,000	1,362,574	(7,426)
Intergovernmental.	229,207	225,805	222,481	(3,324)
Contributions and donations.	-	-	935	935
Other	27,989	27,574	26,868	(706)
Total revenues	<u>3,632,874</u>	<u>3,578,958</u>	<u>3,571,844</u>	<u>(7,114)</u>
Expenditures:				
Current:				
Health	3,635,984	3,706,397	3,499,480	206,917
Total expenditures	<u>3,635,984</u>	<u>3,706,397</u>	<u>3,499,480</u>	<u>206,917</u>
Excess (deficiency) of revenues over (under) expenditures.	<u>(3,110)</u>	<u>(127,439)</u>	<u>72,364</u>	<u>199,803</u>
Other financing sources (uses):				
Sale of capital assets.	2,130	2,130	2,130	-
Transfers (out).	(100,000)	-	-	-
Total other financing sources (uses)	<u>(97,870)</u>	<u>2,130</u>	<u>2,130</u>	<u>-</u>
Net change in fund balances	(100,980)	(125,309)	74,494	199,803
Fund balances at beginning of year	660,926	660,926	660,926	-
Prior year encumbrances appropriated	84,311	84,311	84,311	-
Fund balance at end of year	<u>\$ 644,257</u>	<u>\$ 619,928</u>	<u>\$ 819,731</u>	<u>\$ 199,803</u>

SEE ACCOMPANYING NOTES TO THE BASIC FINANCIAL STATEMENTS

COSHOCTON COUNTY, OHIO

STATEMENT OF NET POSITION
 PROPRIETARY FUNDS
 DECEMBER 31, 2016

	Governmental Activities - Internal Service Fund
Assets:	
Current assets:	
Equity in pooled cash and investments	\$ 876,878
Cash with fiscal agent	739,450
Noncurrent assets:	
Net pension asset	<u>82</u>
Total assets	<u>1,616,410</u>
Deferred outflows of resources:	
Pension - OPERS	<u>16,109</u>
Total deferred outflows of resources	<u>16,109</u>
Liabilities:	
Current liabilities:	
Accounts payable	1,323
Accrued wages and benefits payable	1,014
Due to other governments	511
Claims payable	321,478
Long-term liabilities:	
Net pension liability	<u>41,159</u>
Total liabilities	<u>365,485</u>
Deferred inflows of resources:	
Pension - OPERS	<u>889</u>
Total deferred inflows of resources	<u>889</u>
Net position:	
Unrestricted	<u>1,266,145</u>
Total net position	<u><u>\$ 1,266,145</u></u>

SEE ACCOMPANYING NOTES TO THE BASIC FINANCIAL STATEMENTS

COSHOCTON COUNTY, OHIO

STATEMENT OF REVENUES, EXPENSES AND
CHANGES IN NET POSITION
PROPRIETARY FUNDS
FOR THE YEAR ENDED DECEMBER 31, 2016

	Governmental Activities - Internal Service Fund
Operating revenues:	
Charges for services	\$ 4,170,644
Other	95,389
Total operating revenues.	<u>4,266,033</u>
Operating expenses:	
Personal services	42,270
Contract services.	769,416
Claims.	3,305,701
Other	2,218
Total operating expenses.	<u>4,119,605</u>
Operating income	<u>146,428</u>
Nonoperating expenses:	
Interest and fiscal charges	<u>(566)</u>
Total nonoperating expenses	<u>(566)</u>
Change in net position	145,862
Net position at beginning of year.	<u>1,120,283</u>
Net position at end of year	<u>\$ 1,266,145</u>

SEE ACCOMPANYING NOTES TO THE BASIC FINANCIAL STATEMENTS

COSHOCTON COUNTY, OHIO
STATEMENT OF CASH FLOWS
PROPRIETARY FUNDS
FOR THE YEAR ENDED DECEMBER 31, 2016

	Governmental Activities - Internal Service Funds
Cash flows from operating activities:	
Cash received from interfund services	\$ 4,170,644
Cash received from other receipts.	95,389
Cash payments for personal services	(38,956)
Cash payments for contractual services	(769,416)
Cash payments for claims	(3,277,357)
Cash payments for other expenses.	<u>(2,218)</u>
Net cash provided by operating activities	<u>178,086</u>
Cash flows from investing activities:	
Interest received	<u>(566)</u>
Net cash used in investing activities	<u>(566)</u>
Net increase in cash and cash equivalents.	177,520
Cash and cash equivalents at beginning of year	<u>1,438,808</u>
Cash and cash equivalents at end of year	<u><u>\$ 1,616,328</u></u>
Reconciliation of operating income to net cash provided by operating activities:	
Operating income.	\$ 146,428
Changes in assets and liabilities:	
Increase in net pension asset.	(23)
Increase in deferred outflows - pension - OPERS	(11,549)
Increase in accounts payable	(2,367)
Increase in accrued wages and benefits	468
Decrease in due to other governments	(176)
Increase in claims payable.	28,344
Increase in net pension liability	16,523
Increase in deferred inflows - pension - OPERS	<u>438</u>
Net cash provided by in operating activities.	<u><u>\$ 178,086</u></u>

SEE ACCOMPANYING NOTES TO THE BASIC FINANCIAL STATEMENTS

COSHOCTON COUNTY, OHIO

**STATEMENT OF FIDUCIARY ASSETS AND LIABILITIES
FIDUCIARY FUNDS
DECEMBER 31, 2016**

	<u>Agency</u>
Assets:	
Equity in pooled cash and investments	\$ 2,252,410
Cash in segregated accounts	314,386
Receivables:	
Real and other taxes	30,672,416
Due from other governments	<u>1,984,568</u>
Total assets	<u>\$ 35,223,780</u>
Liabilities:	
Accounts payable	\$ 8,073
Due to other governments	32,682,624
Deposits held and due to others	<u>2,533,083</u>
Total liabilities	<u>\$ 35,223,780</u>

SEE ACCOMPANYING NOTES TO THE BASIC FINANCIAL STATEMENTS

THIS PAGE IS INTENTIONALLY LEFT BLANK

COSHOCTON COUNTY, OHIO

NOTES TO THE BASIC FINANCIAL STATEMENTS FOR THE YEAR ENDED DECEMBER 31, 2016

NOTE 1 - DESCRIPTION OF THE COUNTY

Coshocton County, Ohio (the "County") is a body politic and corporate established for the purpose of exercising the rights and privileges conveyed to it by the Constitution and laws of the State of Ohio. The County was formed by the Ohio State Legislature in 1811. The County is governed by a three-member Board of Commissioners elected by the voters of the County. The County Commissioners serve as the taxing authority, the contracting body and the chief administrators of public services for the County.

The County Auditor serves as fiscal officer for the County and the tax assessor for all political subdivisions within the County. The County Treasurer is required by Ohio law to collect locally assessed taxes. As the custodian of public funds, the County Treasurer invests all public monies held on deposit in the County Treasury. Other elected officials include the Prosecutor, Engineer, Recorder, Sheriff, Coroner, Clerk of Courts and Common Pleas Judges.

NOTE 2 - SUMMARY OF SIGNIFICANT ACCOUNTING POLICIES

The basic financial statements of the County have been prepared in conformity with accounting principles generally accepted in the United States of America ("GAAP") as applied to government units. The Governmental Accounting Standards Board ("GASB") is the accepted standard setting body for establishing governmental accounting and financial reporting principles.

The most significant of the County's accounting policies are described below.

A. Reporting Entity

The County's reporting entity has been defined in accordance with GASB Statement No. 14, "The Financial Reporting Entity" as amended by GASB Statement No. 39, "Determining Whether Certain Organizations Are Component Units" and GASB Statement No. 61 "The Financial Reporting Entity Omnibus on Amendment of GASB Statements No. 14 and 34." The basic financial statements include all funds, agencies, boards, commissions, and component units for which the County and the County Commissioners are "accountable". Accountability as defined in GASB Statement No. 14 was evaluated based on financial accountability, the nature and significance of the potential component unit's (PCU) relationship with the County and whether exclusion would cause the County's basic financial statements to be misleading or incomplete. Among the factors considered were separate legal standing; appointment of a voting majority of the PCU's Board; fiscal dependency and whether a benefit or burden relationship exists; imposition of will; and the nature and significance of the PCU's relationship with the County.

Based on the foregoing criteria, the financial activities of the following PCU's have been reflected in the accompanying basic financial statements as:

DISCRETELY PRESENTED COMPONENT UNIT

The component unit column in the combined financial statements identifies the financial data of the County's component unit: Coshocton County Regional Airport Authority. They are reported separately to emphasize that they are legally separate from the County.

Coshocton County Regional Airport Authority (the "Authority") - is a legally separate regional airport authority established pursuant to Section 308.03 of the Ohio Revised Code, for the purpose of acquiring, constructing, operating, and maintaining an airport and airport facility in, and for, Coshocton County. Coshocton County Commissioners appoint a voting majority of the Board and the County has a financial benefit/burden relationship with the Authority.

COSHOCTON COUNTY, OHIO

**NOTES TO THE BASIC FINANCIAL STATEMENTS
FOR THE YEAR ENDED DECEMBER 31, 2016**

NOTE 2 - SUMMARY OF SIGNIFICANT ACCOUNTING POLICIES - (Continued)

Information related to Coshocton County Regional Airport Authority is presented in Note 25.

EXCLUDED POTENTIAL COMPONENT UNITS

As counties are structured in Ohio, the County Auditor and County Treasurer, respectively, serve as fiscal officer and custodian of funds for various agencies, boards, and commissions. As fiscal officer, the County Auditor certifies the availability of cash and appropriations prior to the processing of payments and purchases. As the custodian of all public funds, the County Treasurer invests public monies held on deposit in the County Treasury.

In the case of the separate agencies, boards, and commissions listed below the County serves as fiscal agent and custodian, but is not accountable; therefore, the operations of the following PCUs have been excluded from the County's basic financial statements, but the funds held on behalf of these PCUs in the County Treasury are included in the agency funds.

Information in the notes to the basic financial statements is applicable to the primary government. When information is provided relative to the component unit, it is specifically identified.

JOINTLY GOVERNED ORGANIZATIONS

Solid Waste District (the "District") - The County is a member of the Coshocton, Fairfield, Licking, and Perry Solid Waste District, which is a jointly governed organization. The purpose of the District is to make disposal of waste in the four-county area more comprehensive in terms of recycling, incinerating, and land filling. The District was created in 1989 as required by the Ohio Revised Code.

The District is governed and operated through three groups. A twelve-member Board of Directors, consisting of three commissioners from each County, is responsible for the District's financial matters. Financial records are maintained by the Licking County Auditor. The District's sole revenue source is a waste disposal fee for in-district and out-of-district waste. During 2016, the County paid \$25,836 to the District.

A twenty-nine-member policy committee, consisting of seven members from each county and one at-large member appointed by the policy committee, is responsible for preparing the solid waste management plan of the District in conjunction with a Technical Advisory Council whose members are appointed by the policy committee. Continued existence of the District is not dependent on the County's continued participation, no equity interest exists, and no debt is outstanding.

Muskingum Mental Health and Recovery Board - (the "MH&R") - The MH&R Board is a jointly governed organization. Participants are Muskingum, Coshocton, Guernsey, Perry, Morgan, and Noble counties. The board has responsibility for development, coordinated continuation and ongoing modernization, funding, monitoring, and evaluation of community-based mental health and substance abuse programming. The MH&R is managed by an fourteen-member Board of Trustees; eight appointed by the member Counties, commissioners of the participating counties, six by the Director of the Ohio Department of Mental Health and Addiction Services. The MH&R Board exercises total control, including budgeting, appropriating, contracting, and designating management.

COSHOCTON COUNTY, OHIO

NOTES TO THE BASIC FINANCIAL STATEMENTS FOR THE YEAR ENDED DECEMBER 31, 2016

NOTE 2 - SUMMARY OF SIGNIFICANT ACCOUNTING POLICIES - (Continued)

During 2016, Coshocton County contributed \$390,619 from levy proceeds. Additional revenues are provided by levies from other member counties, and State and federal grants awarded to the multi-county board. Continued existence of the MH&R is not dependent on the County's participation and no equity interest exists.

Area Office on Aging (the "Council") - The Area Office on Aging is a regional council of governments that assists nine counties, including Coshocton County, in providing services to senior citizens in the Council's service area. Additionally, the Council serves individuals of all ages through the caregiver program, chronic disease self-management programs and our administration of the Ohio Home Care Waiver. The Council is governed by a Board of Directors consisting of one representative appointed by each participating County. The board has total control over budgeting, personnel, and all other financial matters. The continued existence of the Council is not dependent on the County's continued participation and no equity interest exists. The Council has no outstanding debt. During 2016, the County paid \$50 to the Council.

Mid East Ohio Regional Council of Governments (MEORC) - MEORC is a jointly governed organization which serves eighteen counties in Ohio. MEORC provides services to the developmentally disabled residents in the participating counties. MEORC is made up of the superintendents of each county's Board of Developmental Disabilities. Revenues are generated by fees and State grants. Continued existence of MEORC is not dependent on the County's continued participation. The County has no equity interest in, or financial responsibility for the MEORC. MEORC has no outstanding debt. During 2016, Coshocton County paid \$47,061 to MEORC for residential services.

Ohio Mid-Eastern Governments Association (OMEGA) - OMEGA is organized as an agency of the local governments by agreement among the membership. OMEGA provides opportunities in economic and community development through networking, education, planning, research and allocation of resources. OMEGA consists of Belmont, Carroll, Coshocton, Guernsey, Harrison, Holmes, Jefferson, Muskingum, Tuscarawas and Columbiana Counties and other political subdivisions in the counties.

OMEGA's governing board consists of a twenty-one-member Executive Board comprised of members appointed from each participating county and the cities within each county to supervise the administrative functions of OMEGA. The executive board elects officers and appoints an executive director and its own fiscal officer. The board exercises total control, including budgeting, appropriating, contracting, and designating management.

The continued existence of OMEGA is not dependent on the County's continued participation and no equity interest exists. OMEGA has no outstanding debt. During 2016, the County contributed \$3,873 to OMEGA.

Coshocton County Family and Children First Council (Council) - The mission of the Council is to promote and facilitate collaboration among community agencies serving children and their families and to unite the community in promoting the well-being of children and their families through leadership advocacy, and coordination of services. The Board of Trustees is made up of individuals from various organizations including the County. During 2016, the County paid \$57,944 to the Council for services.

COSHOCTON COUNTY, OHIO

NOTES TO THE BASIC FINANCIAL STATEMENTS
FOR THE YEAR ENDED DECEMBER 31, 2016

NOTE 2 - SUMMARY OF SIGNIFICANT ACCOUNTING POLICIES - (Continued)

Coshocton Port Authority (Port Authority) - The purpose of the Port Authority is to be involved in the activities that enhance, foster, aid, provide or promote transportation, economic development, education, governmental operations, culture, or research within the County. The Port Authority is governed by a five-member Board of Directors. Two members of the Board are appointed by the Mayor of the City and approved by Council of the City of Coshocton. Two members are appointed by the County Commissioner and the fifth appointment shall be approved by the four current members. The County paid \$50,000 to the Port Authority during 2016.

PUBLIC ENTITY RISK POOL

The Jefferson Health Plan - The County Board of Developmental Disabilities (DD) participates in the Jefferson Health Plan (the Plan) self-insurance plan, a risk-sharing, claims servicing, and insurance purchasing pool comprised of ninety members, including two insurance consortiums. Each participant appoints a member of the insurance plan's assembly. The Plan's business and affairs are conducted by a nine member Board of Directors elected from the assembly. The Plan offers medical, dental and prescription drug coverage to the members on a self-insured basis, as well as the opportunity to participate in the group purchasing of life insurance and vision insurance coverage. The medical coverage plan provides each plan participant the opportunity to choose a self-insurance deductible limit, which can range from \$35,000 to \$150,000 under which the individual member is responsible for all claims through the claims servicing pool. Plan participants also participate in a shared risk internal pool for individual claims between the self-insurance deductible limit and \$500,000, and all claims between the deductible and the \$500,000 are paid from the internal shared risk pool. The internal pool is not owned by the plan participants. All participants pay a premium rate that is actuarially calculated based on the participants' actual claims experience which are utilized for the payment of claims within the claims servicing pool up to the self-insurance deductible limit; and for this portion of the plan, all plan participants retain their own risk. All participants pay an additional fee for participation in the internal pool that is based on the claims of the internal pool in aggregate and is not based on individual claims experience. In the event of a deficiency in the internal pool, participants would be charged a higher rate for participation, and in the event of a surplus, the internal pool pays dividends to the participants. For all individual claims exceeding \$500,000, stop loss coverage is purchased, as well as for an annual total plan aggregate claims amount. All plan participants also pay a monthly administrative fee for fiscal services and third party administrative services. The plan also purchases fully insured life insurance for plan participants provided by Met Life, and allows for the purchase of vision insurance through Vision Service Plan.

County Risk Sharing Authority, Inc. (CORSA) - CORSA is jointly governed by sixty-five counties in Ohio. CORSA was formed as an Ohio nonprofit corporation for the purpose of establishing the CORSA Insurance/Self-Insurance Program, a group primary and excess insurance/self-insurance and risk management program. Member counties agree to jointly participate in coverage losses and pay all contributions necessary for the specified insurance coverages provided by CORSA. These coverages include comprehensive general liability, automobile liability, certain property insurance and public officials' errors and omissions liability insurance.

COSHOCTON COUNTY, OHIO

NOTES TO THE BASIC FINANCIAL STATEMENTS FOR THE YEAR ENDED DECEMBER 31, 2016

NOTE 2 - SUMMARY OF SIGNIFICANT ACCOUNTING POLICIES - (Continued)

Each member has one vote on all matters requiring a vote, to be cast by a designated representative. The affairs of the CORSA are managed by an elected board of not more than nine trustees. Only county commissioners of member counties are eligible to serve on the Board. No county may have more than one representative on the Board at any time. Each member county's control over the budgeting and financing of CORSA is limited to its voting authority and any representation it may have on the Board of Trustees. CORSA has issued certificates of participation in order to provide adequate cash reserves. The certificates are secured by the member counties' obligations to make coverage payments to CORSA. The participating counties have no responsibility for the payment of the certificates. The County does not have an equity interest in CORSA. The County's payment for insurance to CORSA in 2016 was \$190,760.

RELATED ORGANIZATIONS

Coshocton Metropolitan Housing Authority (the "Authority") - The Authority is a nonprofit organization established to provide adequate public housing for low income individuals and was created pursuant to State statutes. The Authority is operated by a five-member Board. Two members are appointed by the mayor of the largest city in the County, one member is appointed by the probate court judge, one member is appointed by the common pleas court judge, and one member is appointed by the County Commissioners. The Authority receives funding from the Federal Department of Housing and Urban Development. The Board sets its own budget and selects its own management, and the County is not involved in the management or operation. The County is not financially accountable for the Authority.

Coshocton City and County Park District (the "District") - The District is a legally separate organization created pursuant to Ohio Revised Code Section 1545.01. The County cannot impose its will on the District and a financial benefit/burden relationship does not exist. State statute provides that the County Auditor and Treasurer are ex-officio members of the Park District Board of Commissioners and designates the County Auditor as fiscal officer of the commission. Neither do the County Commissioners have the ability to significantly influence operations, designate management, approve budgets, nor does the County have responsibility for funding deficits. The County maintains an agency fund for the District's operation since the County Auditor serves as fiscal agent for the District.

JOINT VENTURE WITHOUT EQUITY INTEREST

Coshocton County Regional Planning Commission (the "Commission") - The Commission was created under ORC 713.21. They make studies, maps, and other reports of the region showing their recommendations for systems of transportation, highways, parks, and recreational facilities, water supplies, sewage disposal, garbage disposal, civil centers, and other public improvements which affect the development of the region as a whole, or more than one political subdivision within the region. At year end the County had no equity interest in the Commission.

COSHOCTON COUNTY, OHIO

NOTES TO THE BASIC FINANCIAL STATEMENTS
FOR THE YEAR ENDED DECEMBER 31, 2016

NOTE 2 - SUMMARY OF SIGNIFICANT ACCOUNTING POLICIES - (Continued)

B. Basis of Presentation

Government-wide Financial Statements - The statement of net position and the statement of activities display information about the County as a whole. The activity of the internal service fund is eliminated to avoid “doubling up” revenues and expenses. These statements include the financial activities of the primary government except for fiduciary funds.

The statement of net position presents the financial condition of the governmental activities of the County at year end. The statement of activities presents a comparison between direct expenses and program revenues for each program or function of the County’s governmental activities. Direct expenses are those that are specifically associated with a service, program or department and therefore clearly identifiable to a particular function. Program revenues include charges paid by the recipient of the goods or services offered by the program, grants and contributions that are restricted to meeting the operational or capital requirements of a particular program. Revenues not classified as program revenues, are presented as general revenues of the County, with certain limited exceptions. The comparison of direct expenses with program revenues identifies the extent to which each governmental function is self-financing or draws from the general revenues of the County.

Fund Financial Statements - During the year, the County segregates transactions related to certain County functions or activities in separate funds in order to aid financial management and to demonstrate legal compliance. Fund financial statements are designed to present financial information of the County at a more detailed level. The focus of governmental fund financial statements is on major funds. Each major fund is presented in a separate column. Nonmajor funds are aggregated and presented in a single column. The internal service fund is presented in a single column on the face of the proprietary fund statements. Fiduciary funds are reported by type.

C. Fund Accounting

The County uses funds to maintain its financial records during the year. A fund is defined as a fiscal and accounting entity with a self-balancing set of accounts. There are three categories of funds: governmental, proprietary and fiduciary.

Governmental Funds - Governmental funds are those through which most governmental functions typically are financed. Governmental fund reporting focuses on the sources, uses and balances of current financial resources. Expendable assets are assigned to the various governmental funds according to the purposes for which they may or must be used. Current liabilities are assigned to the fund from which they will be paid. The difference between assets, deferred outflows, liabilities and deferred inflows are reported as fund balance. The following are the County’s major governmental funds:

General fund - The general fund is used to account for and report all financial resources not accounted for and reported in another fund. The general fund balance is available for any purpose provided it is expended or transferred according to the general laws of Ohio.

Human services fund - This fund accounts for various federal and state grants as well as transfers from the general fund used to provide public assistance to general relief recipients, medical assistance and certain public social services.

COSHOCTON COUNTY, OHIO

NOTES TO THE BASIC FINANCIAL STATEMENTS FOR THE YEAR ENDED DECEMBER 31, 2016

NOTE 2 - SUMMARY OF SIGNIFICANT ACCOUNTING POLICIES - (Continued)

Motor vehicle license and gasoline tax fund - This fund accounts for State gasoline tax and motor vehicle registration fees for maintenance and improvement of County roads.

County board of developmental disabilities (the "county board of DD") fund - This fund accounts for a county-wide property tax levy, federal and state grants and reimbursements used for care and services for the developmentally disabled.

Emergency ambulance levy fund - This fund accounts for a county-wide property tax levy used to operate the County emergency ambulance service.

Other governmental funds of the County are used to account for (a) financial resources that are restricted or committed to expenditures for capital outlays including the acquisition or construction of capital facilities and other capital assets, (b) specific revenue sources that are restricted or committed to an expenditure for specified purposes other than debt service or capital projects and (c) financial resources that are restricted or committed to expenditure for principal and interest.

Proprietary Funds - Proprietary funds focus on the determination of changes in net position, financial position, and cash flows, and are classified as either enterprise or internal service. The County's only proprietary funds are internal service funds.

Internal service fund - The internal service fund accounts for the financing of services provided by one department or agency to other departments or agencies of the County on a cost reimbursement basis. The County has two internal service funds, both account for self-insurance programs.

Fiduciary Funds - Fiduciary fund reporting focuses on net position and changes in net position. The fiduciary fund category is split into four classifications: pension trust funds, investment trust funds, private-purpose trust funds and agency funds. Trust funds are used to account for assets held by the County under a trust agreement for individuals, private organizations, or other governments and are therefore not available to support the County's own programs. Agency funds are custodial in nature (assets equal liabilities) and do not involve measurement of results of operations. The County's only fiduciary funds are agency funds which account for property taxes, special assessments, "pass through" monies to be disbursed to local governments other than the County, and separate agencies, boards, and commissions for which the County serves as fiscal agent and custodian.

D. Measurement Focus

Government-wide Financial Statements - The government-wide financial statements are prepared using the economic resources measurement focus. All assets, deferred outflows, liabilities and deferred inflows associated with the operation of the County are included on the statement of net position.

Fund Financial Statements - All governmental funds are accounted for using a flow of current financial resources measurement focus. With this measurement focus, only current assets and current liabilities generally are included on the balance sheet. The statement of revenues, expenditures and changes in fund balances reports on the sources (i.e., revenues and other financing sources) and uses (i.e., expenditures and other financing uses) of current financial resources. This approach differs from the manner in which the governmental activities of the government-wide financial statements are prepared. Governmental fund financial statements therefore include a reconciliation with brief explanations to better identify the relationship between the government-wide statements and the statements for governmental funds.

COSHOCTON COUNTY, OHIO

NOTES TO THE BASIC FINANCIAL STATEMENTS FOR THE YEAR ENDED DECEMBER 31, 2016

NOTE 2 - SUMMARY OF SIGNIFICANT ACCOUNTING POLICIES - (Continued)

Like the government-wide statements, the proprietary fund is accounted for on a flow of economic resources measurement focus. All assets, deferred outflows, liabilities and deferred inflows associated with the operation of these funds are included on the statement of net position. The statement of changes in fund net position presents increases (i.e., revenues) and decreases (i.e., expenses) in net position. The statement of cash flows provides information about how the County finances and meets the cash flow needs of its internal service fund activities.

Agency funds do not report a measurement focus as they do not report operations.

E. Basis of Accounting

Basis of accounting determines when transactions are recorded in the financial records and reported on the basic financial statements. Government-wide financial statements are prepared using the full accrual basis of accounting. Governmental funds use the modified accrual basis of accounting. Proprietary and fiduciary funds use the full accrual basis of accounting. Differences in the full accrual and the modified accrual basis of accounting arise in the recognition of revenue, the recording of deferred inflows and outflows, and in the presentation of expenses versus expenditures.

Revenues - Exchange and Nonexchange Transactions - Revenues resulting from exchange transactions, in which each party gives and receives essentially equal value, are recorded on the full accrual basis when the exchange takes place. On a modified accrual basis, revenue is recorded in the year in which the resources are measurable and become available. Available means that the resources will be collected within the current year or are expected to be collected soon enough thereafter to be used to pay liabilities of the current year. For the County, available means expected to be received within thirty days of year end.

Nonexchange transactions, in which the County receives value without directly giving equal value in return, include sales taxes, property taxes, grants, entitlements and donations. On a full accrual basis, revenue from sales taxes is recognized in the year in which the sales are made. Revenue from property taxes is recognized in the year for which the taxes are levied (See Note 6). Revenue from grants, entitlements and donations is recognized in the year in which all eligibility requirements have been satisfied. Eligibility requirements include timing requirements, which specify the year when the resources are required to be used or the year when use is first permitted, matching requirements, in which the County must provide local resources to be used for a specified purpose, and expenditure requirements, in which the resources are provided to the County on a reimbursement basis. On a modified accrual basis, revenue from all other nonexchange transactions must also be available before it can be recognized.

Under the modified accrual basis, the following revenue sources are considered to be both measurable and available at year end: sales tax (See Note 7), interest, federal and State grants and subsidies, State-levied locally shared taxes (including motor vehicle license fees and gasoline taxes), fees and rentals.

COSHOCTON COUNTY, OHIO

NOTES TO THE BASIC FINANCIAL STATEMENTS
FOR THE YEAR ENDED DECEMBER 31, 2016

NOTE 2 - SUMMARY OF SIGNIFICANT ACCOUNTING POLICIES - (Continued)

Deferred Outflows of Resources and Deferred Inflows of Resources - In addition to assets, the government-wide statement of net position will report a separate section for deferred outflows of resources. Deferred outflows of resources, represents a consumption of net position that applies to a future period and will not be recognized as an outflow of resources (expense/expenditure) until then. For the County, see Note 18 for deferred outflows of resources related the County's net pension liability. In addition, deferred outflows of resources include a deferred charge on debt refunding. A deferred charge on refunding results from the difference in the carrying value of refunded debt and its reacquisition price. This amount is deferred and amortized over the shorter of the life of the refunded or refunding debt.

In addition to liabilities, both the government-wide statement of net position and the governmental fund financial statements report a separate section for deferred inflows of resources. Deferred inflows of resources represent an acquisition of net position that applies to a future period and will not be recognized as an inflow of resources (revenue) until that time. For the County, deferred inflows of resources include property taxes and unavailable revenue. Property taxes represent amounts for which there is an enforceable legal claim as of December 31, 2016, but which were levied to finance 2017 operations. These amounts have been recorded as a deferred inflow of resources on both the government-wide statement of net position and the governmental fund financial statements. Unavailable revenue is reported only on the governmental funds balance sheet, and represents receivables which will not be collected within the available period. For the County, unavailable revenue includes, but is not limited to, income taxes, delinquent property taxes and intergovernmental grants. These amounts are deferred and recognized as an inflow of resources in the period the amounts become available.

For the County, see Note 18 for deferred inflows of resources related to the County's net pension liability. This deferred inflow of resources is only reported on the government-wide statement of net position.

Expense/Expenditures - On the full accrual basis of accounting, expenses are recognized at the time they are incurred.

The measurement focus of governmental fund accounting is on decreases in net financial resources (expenditures) rather than expenses. Expenditures are generally recognized in the accounting period in which the related fund liability is incurred, if measurable. Allocations of cost, such as depreciation and amortization, are not recognized in governmental funds.

F. Budgetary Data

All funds, other than agency funds, are required to be budgeted and appropriated. The major documents prepared are the tax budget, the certificate of estimated resources and the appropriation resolution, which are prepared on the budgetary basis of accounting. The tax budget demonstrates a need for existing or increased tax rates. The certificate of estimated resources establishes a limit on the amount that the County Commissioners may appropriate. The appropriation resolution is the County Commissioners' authorization to spend resources and sets annual limits on expenditures plus encumbrances at a level of control selected by the Commissioners. The legal level of control has been established by the County Commissioners at the object level within each department.

COSHOCTON COUNTY, OHIO

NOTES TO THE BASIC FINANCIAL STATEMENTS FOR THE YEAR ENDED DECEMBER 31, 2016

NOTE 2 - SUMMARY OF SIGNIFICANT ACCOUNTING POLICIES - (Continued)

The certificate of estimated resources may be amended during the year if projected increases or decreases in revenue are identified by the County Auditor. The amounts reported as the original budgeted amounts in the budgetary statements reflect the amounts in the certificate when the original appropriations were adopted. The amounts reported as the final budgeted amounts in the budgetary statements reflect the amounts in the final amended certificate that was in effect at the time the final appropriations were passed by the County Commissioners.

The appropriation resolution is subject to amendment by the Commissioners throughout the year with the restriction that appropriations may not exceed estimated resources by fund. The amounts reported as the original budgeted amounts reflect the first appropriation for that fund that covered the entire year, including amounts automatically carried over from prior years. The amounts reported as the final budgeted amounts represent the final appropriation amounts passed by the Commissioners during the year.

G. Cash and Investments

To improve cash management, cash received by the County is pooled. Monies for all funds, including proprietary funds, are maintained in this pool. Individual fund integrity is maintained through the County's records. Each fund's interest in the pool is presented as "equity in pooled cash and investments" on the basic financial statements.

During 2016, the County invested in federal agency securities, commercial paper, U.S. Government money markets, negotiable certificates of deposit, the State Treasury Asset Reserve of Ohio (STAR Ohio) and non-negotiable certificates of deposit. The federal agency securities are reported at fair value which is based on quoted market prices. Non-negotiable certificates of deposit are reported at cost.

During 2016, the County invested in STAR Ohio. STAR Ohio (the State Treasury Asset Reserve of Ohio), is an investment pool managed by the State Treasurer's Office which allows governments within the State to pool their funds for investment purposes. STAR Ohio is not registered with the SEC as an investment company, but has adopted Governmental Accounting Standards Board (GASB), Statement No. 79, "Certain External Investment Pools and Pool Participants." The County measures its investment in STAR Ohio at the net asset value (NAV) per share provided by STAR Ohio. The NAV per share is calculated on an amortized cost basis that provides an NAV per share that approximates fair value.

For 2016, there were no limitations or restrictions on any participant withdrawals due to redemption notice periods, liquidity fees, or redemption gates. However, notice must be given 24 hours in advance of all deposits and withdrawals exceeding \$25 million. STAR Ohio reserves the right to limit the transaction to \$50 million, requiring the excess amount to be transacted the following business day(s), but only to the \$50 million limit. All accounts of the participant will be combined for these purposes.

Under existing Ohio statutes all investment earnings are assigned to the general fund unless statutorily required to be credited to a specific fund. Interest revenue credited to the general fund during 2016 amounted to \$244,373 which includes \$193,701 assigned from other County funds.

The County has segregated bank accounts for monies held separate from the County's central bank account. These interest bearing depository accounts are presented on the financial statements sheet as "cash in segregated accounts" since they are not required to be deposited into the County treasury.

COSHOCTON COUNTY, OHIO

**NOTES TO THE BASIC FINANCIAL STATEMENTS
FOR THE YEAR ENDED DECEMBER 31, 2016**

NOTE 2 - SUMMARY OF SIGNIFICANT ACCOUNTING POLICIES - (Continued)

The County has monies being held by the Mid East Ohio Regional Council of Governments (MEORC), the Jefferson Health Plan. These funds held at year end are reflected on the financial statements as “cash with fiscal agent”.

For presentation on the basic financial statements, investments of the cash management pool and investments with original maturities of three months or less at the time they are purchased by the County are considered to be cash equivalents. Investments with an initial maturity of more than three months are reported as investments.

An analysis of the Treasurer's investment account at year end is provided in Note 4.

H. Inventories of Materials and Supplies

On government-wide and fund financial statements, purchased inventories are presented at cost on a first-in, first-out basis and are expensed when used. Inventories are accounted for using the consumption method.

On the fund financial statements, reported material and supplies inventory is equally offset by a nonspendable fund balance in the governmental funds which indicates that it does not constitute available spendable resources even though it is a component of net current assets.

Inventory consists of expendable supplies held for consumption.

I. Prepaid Items

Payments made to vendors for services that will benefit periods beyond December 31, 2016, are recorded as prepaid items using the consumption method by recording a current asset for the prepaid amount and reflecting the expenditure/expense in the year in which services are consumed.

J. Capital Assets

Governmental capital assets are those assets not specifically related to activities reported in the proprietary funds. These assets generally result from expenditures in the governmental funds. These assets are reported in the governmental activities column of the government-wide statement of net position, but are not reported in the fund financial statements. Capital assets utilized by the proprietary funds are reported both in the governmental activities column of the government-wide statement of net position and in the respective funds.

All capital assets are capitalized at cost (or estimated historical cost) and updated for additions and retirements during the year. Donated capital assets are recorded at their fair market values as of the date received. The County maintains a threshold of \$5,000 for general capital assets and a threshold of \$100,000 for infrastructure capital assets.

The County's governmental infrastructure assets consist of roads, bridges and culverts. Improvements are capitalized; the costs of normal maintenance and repairs that do not add to the value of the asset or materially extend an asset's life are not.

COSHOCTON COUNTY, OHIO

NOTES TO THE BASIC FINANCIAL STATEMENTS
FOR THE YEAR ENDED DECEMBER 31, 2016

NOTE 2 - SUMMARY OF SIGNIFICANT ACCOUNTING POLICIES - (Continued)

All reported capital assets are depreciated except for land and construction in progress. Improvements are depreciated over the remaining useful lives of the related capital assets. Useful lives for infrastructure were estimated based on the County's historical records of necessary improvements and replacements. Depreciation is computed using the straight-line method over the following useful lives:

<u>Description</u>	<u>Estimated Lives</u>
Buildings and Improvements	20 - 80 years
Machinery and Equipment	8 - 15 years
Vehicles	10 - 20 years
Infrastructure	10 - 50 years
Software	5 - 7 years

K. Compensated Absences

Vacation benefits are accrued as a liability as the benefits are earned if the employee's rights to receive compensation are attributable to services already rendered and it is probable that the employer will compensate the employees for the benefits through paid time off or some other means.

Sick leave benefits are accrued as a liability using the termination method. An accrual for earned sick leave is made to the extent that it is probable that benefits will result in termination payments. The liability is an estimate based on the County's past experience of making termination payments.

L. Accrued Liabilities and Long-term Obligations

All payables, accrued liabilities and long-term obligations are reported in the government-wide financial statements, and all payables, accrued liabilities, and long-term obligations payable from the internal service fund are reported in the proprietary fund financial statements.

In general, governmental fund payables and accrued liabilities that, once incurred, are paid in a timely manner and in full from current financial resources are reported as obligations of the funds. However, compensated absences that will be paid from governmental funds are reported as a liability in the fund financial statements only to the extent that they are due for payment during the current year. Bonds and long-term loans, notes, capital leases and lease purchase agreements are recognized as a liability in the fund financial statements when due.

M. Interfund Transactions

During the normal course of operations, the County has numerous transactions between funds. Transfers represent movement of resources from a fund receiving revenue to a fund through which those resources will be expended and are recorded as other financing sources (uses) in governmental funds and as transfers in proprietary funds. Interfund transactions that would be treated as revenues and expenditures/expenses if they involved organizations external to the County are treated similarly when involving other funds of the County.

Activity between funds that is representative of lending/borrowing arrangements outstanding at the end of the fiscal year are referred to as either "interfund loans receivable/interfund payable" for the current portion of interfund loans or loans to/from other funds for the non-current portion of interfund loans. All other outstanding balances between funds are reported as "due to/from other funds". These amounts are eliminated on the statement of net position.

COSHOCTON COUNTY, OHIO

NOTES TO THE BASIC FINANCIAL STATEMENTS FOR THE YEAR ENDED DECEMBER 31, 2016

NOTE 2 - SUMMARY OF SIGNIFICANT ACCOUNTING POLICIES - (Continued)

N. Fund Balance

Fund balance is divided into five classifications based primarily on the extent to which the County is bound to observe constraints imposed upon the use of the resources in the governmental funds. The classifications are as follows:

Nonspendable - The nonspendable fund balance classification includes amounts that cannot be spent because they are not in spendable form or legally required to be maintained intact. The “not in spendable form” criterion includes items that are not expected to be converted to cash. It also includes the long-term amount of loans receivable in the general fund.

Restricted - Fund balance is reported as restricted when constraints are placed on the use of resources that are either externally imposed by creditors (such as through debt covenants), grantors, contributors, or laws or regulations of other governments, or imposed by law through constitutional provisions or enabling legislation.

Committed - The committed fund balance classification includes amounts that can be used only for the specific purposes imposed by a formal action (resolution) of the Board of Commissioners (the highest level of decision making authority). Those committed amounts cannot be used for any other purpose unless the Board of Commissioners removes or changes the specified use by taking the same type of action (resolution) it employed to previously commit those amounts. Committed fund balance also incorporates contractual obligations to the extent that existing resources in the fund have been specifically committed for use in satisfying those contractual requirements.

Assigned - Amounts in the assigned fund balance classification are intended to be used by the County for specific purposes but do not meet the criteria to be classified as restricted nor committed. In governmental funds other than the general fund, assigned fund balance represents the remaining amount that is not restricted or committed. In the general fund, assigned amounts represent intended uses established by policies of the Board of Commissioners.

Unassigned - Unassigned fund balance is the residual classification for the general fund and includes all spendable amounts not contained in the other classifications. In other governmental funds, the unassigned classification is only used to report a deficit fund balance resulting from overspending for specific purposes for which amounts had been restricted, committed, or assigned.

The County applies restricted resources first when expenditures are incurred for purposes for which restricted and unrestricted (committed, assigned, and unassigned) fund balance is available. Similarly, within unrestricted fund balance, committed amounts are reduced first followed by assigned, and then unassigned amounts when expenditures are incurred for purposes for which amounts in any of the unrestricted fund balance classifications could be used.

O. Operating Revenues and Expenses

Operating revenues are those revenues that are generated directly from the primary activities of the proprietary funds. For the County, these revenues are charges for services for the employee self-insurance program. Operating expenses are necessary costs incurred to provide the goods or services that are the primary activity of the fund.

COSHOCTON COUNTY, OHIO

**NOTES TO THE BASIC FINANCIAL STATEMENTS
FOR THE YEAR ENDED DECEMBER 31, 2016**

NOTE 2 - SUMMARY OF SIGNIFICANT ACCOUNTING POLICIES - (Continued)

P. Net Position

Net position represents the difference between assets plus deferred outflows and liabilities plus deferred inflows. Net investment in capital assets, consists of capital assets, net of accumulated depreciation, reduced by the outstanding balances of any borrowing used for the acquisition, construction or improvement of those assets. Net position is reported as restricted when there are limitations imposed on its use either through the enabling legislation or through external restrictions imposed by creditors, grantors or laws or regulations of other governments. Net position restricted for other purposes consist primarily of monies restricted for capital outlays, maintenance and repairs of facilities.

The County applies restricted resources first when an expense is incurred for purposes for which both restricted and unrestricted net position is available.

Q. Estimates

The preparation of basic financial statements in conformity with GAAP requires management to make estimates and assumptions that affect the amounts reported in the basic financial statements and accompanying notes. Actual results may differ from those estimates.

R. Interfund Activity

Exchange transactions between funds are reported as revenues in the seller funds and as expenditures in the purchaser funds. Flows of cash or goods from one fund to another without requirement for repayment are reported as interfund transfers. Interfund transfers are reported as other financing sources/uses in governmental funds. Repayment from funds responsible for particular expenditures/expenses to the funds that initially paid for them are not presented on the financial statements.

S. Pensions

For purposes of measuring the net pension liability, net pension asset, deferred outflows of resources and deferred inflows of resources related to pensions, and pension expense, information about the fiduciary net position of the pension plans and additions to/deductions from their fiduciary net position have been determined on the same basis as they are reported by the pension systems. For this purpose, benefit payments (including refunds of employee contributions) are recognized when due and payable in accordance with the benefit terms. The pension systems report investments at fair value.

T. Extraordinary and Special Items

Extraordinary items are transactions or events that are both unusual in nature and infrequent in occurrence. Special items are transactions or event that are within the control of the County and that are either unusual in nature or infrequent in occurrence. The County did not have any extraordinary or special items during 2016.

COSHOCTON COUNTY, OHIO

NOTES TO THE BASIC FINANCIAL STATEMENTS
FOR THE YEAR ENDED DECEMBER 31, 2016

NOTE 2 - SUMMARY OF SIGNIFICANT ACCOUNTING POLICIES - (Continued)

U. Fair Value Measurements

The County categorizes its fair value measurements within the fair value hierarchy established by generally accepted accounting principles. The hierarchy is based on the valuation inputs used to measure the fair value of the asset. Level 1 inputs are quoted prices in active markets for identical assets; Level 2 inputs are significant other observable inputs; Level 3 inputs are significant unobservable inputs.

NOTE 3 - ACCOUNTABILITY AND COMPLIANCE

A. Change in Accounting Principles

For 2016, the County has implemented GASB Statement No. 72, "Fair Value Measurement and Application", GASB Statement No. 73 "Accounting and Financial Reporting for Pensions and Related Assets That Are Not within the Scope of GASB Statement 68, and Amendments to Certain Provisions of GASB Statements 67 and 68", GASB Statement No. 76, "The Hierarchy of Generally Accepted Accounting Principles for State and Local Governments", GASB Statement No. 77, "Tax Abatement Disclosures", GASB Statement No. 78, "Pensions Provided Through Certain Multiple-Employer Defined Benefit Pension Plans" and GASB Statement No. 79, "Certain External Investment Pools and Pool Participants".

GASB Statement No. 72 addresses accounting and financial reporting issues related to fair value measurement. This Statement also provides guidance for applying fair value to certain investments and disclosures related to all fair value measurements. The implementation of GASB Statement No. 72 did not have an effect on the financial statements of the County.

GASB Statement No. 73 improves the usefulness of information about pensions included in the general purposes external financial reports of state and local governments for making decisions and assessing accountability. The implementation of GASB Statement No. 73 did not have an effect on the financial statements of the County.

GASB Statement No. 76 identifies - in the context of the current governmental financial reporting environment - the hierarchy of generally accepted accounting principles (GAAP). This Statement reduces the GAAP hierarchy to two categories of authoritative GAAP and addresses the use of authoritative and nonauthoritative literature in the event that the accounting treatment for a transaction or other event is not specified within a source of authoritative GAAP. The implementation of GASB Statement No. 76 did not have an effect on the financial statements of the County.

GASB Statement No. 77 requires governments that enter into tax abatement agreements to disclose certain information about the agreement. GASB Statement No. 77 also requires disclosures related to tax abatement agreements that have been entered into by other governments that reduce the reporting government's tax revenues. See Note 24 for the tax abatement disclosure. The implementation of GASB Statement No. 77 did not have an effect on the financial statements of the County.

COSHOCTON COUNTY, OHIO

NOTES TO THE BASIC FINANCIAL STATEMENTS
FOR THE YEAR ENDED DECEMBER 31, 2016

NOTE 3 - ACCOUNTABILITY AND COMPLIANCE - (Continued)

GASB Statement No. 78 establishes accounting and financial reporting standards for defined benefit pensions provided to the employees of state or local governmental employers through a cost-sharing multiple-employer defined benefit pension plan (cost-sharing pension plan) that meets the criteria in paragraph 4 of Statement 68 and that (a) is not a state or local governmental pension plan, (b) is used to provide defined benefit pensions both to employees of state or local governmental employers and to employees of employers that are not state or local governmental employers, and (c) has no predominant state or local governmental employer (either individually or collectively with other state or local governmental employers that provide pensions through the pension plan). The implementation of GASB Statement No. 78 did not have an effect on the financial statements of the County.

GASB Statement No. 79 establishes accounting and financial reporting standards for qualifying external investment pools that elect to measure for financial reporting purposes all of their investments at amortized cost. This Statement provides accounting and financial reporting guidance also establishes additional note disclosure requirements for governments that participate in those pools. The County participates in STAR Ohio which implemented GASB Statement No. 79 for 2016. The County incorporated the corresponding GASB 79 guidance into its 2016 financial statements; however, there was no effect on beginning net position/fund balance.

B. Deficit Fund Balances

Fund balances at December 31, 2016 included the following individual fund deficits:

<u>Major fund</u>	<u>Deficit</u>
Human services	\$ 37,033
<u>Nonmajor funds</u>	
Jail diversion	343
Child support enforcement agency	43,517

The general fund is liable for any deficit in these funds and provides transfers when cash is required, not when accruals occur. The deficit fund balances resulted from adjustments for accrued liabilities.

NOTE 4 - DEPOSITS AND INVESTMENTS

Monies held by the County are classified by State statute into two categories. Active monies are public monies determined to be necessary to meet current demand upon the County treasury. Active monies must be maintained either as cash in the County treasury, in commercial accounts payable or withdrawable on demand, including negotiable order of withdrawal (NOW) accounts, or in money market deposit accounts.

Monies held by the County which are not considered active are classified as inactive. Inactive monies may be deposited or invested in the following securities:

1. United States Treasury Notes, Bills, Bonds, or any other obligation or security issued by the United States Treasury or any other obligation guaranteed as to principal and interest by the United States;

COSHOCTON COUNTY, OHIO

NOTES TO THE BASIC FINANCIAL STATEMENTS FOR THE YEAR ENDED DECEMBER 31, 2016

NOTE 4 - DEPOSITS AND INVESTMENTS - (Continued)

2. Bonds, notes, debentures, or any other obligations or securities issued by any federal government agency or instrumentality, including, but not limited to, the Federal National Mortgage Association, Federal Home Loan Bank, Federal Farm Credit Bank, Federal Home Loan Mortgage Corporation, Government National Mortgage Association, and Student Loan Marketing Association. All federal agency securities shall be direct issuances of federal government agencies or instrumentalities;
3. Written repurchase agreements in the securities listed above provided that the market value of the securities subject to the repurchase agreement must exceed the principal value of the agreement by at least two percent and be marked to market daily, and that the term of the agreement must not exceed thirty days;
4. Bonds and other obligations of the State of Ohio;
5. No-load money market mutual funds consisting exclusively of obligations described in items (1) and (2) above and repurchase agreements secured by such obligations, provided that investments in securities described in this division are made only through eligible institutions;
6. The State Treasurer's investment pool State Treasury Asset Reserve of Ohio (STAR Ohio);
7. Certain banker's acceptance and commercial paper notes for a period not to exceed one-hundred-eighty days from the purchase date in an amount not to exceed twenty-five percent of the interim monies available for investment at any one time; and,
8. Under limited circumstances, corporate debt interests rated in either of the three highest classifications by at least two nationally recognized rating agencies.

Investments in stripped principal or interest obligations, reverse repurchase agreements and derivatives are prohibited. The issuance of taxable notes for the purpose of arbitrage, the use of leverage and short selling are also prohibited. An investment must mature within five years from the date of purchase unless matched to a specific obligation or debt of the County, and must be purchased with the expectation that it will be held to maturity. Investments may only be made through specified dealers and institutions. Payment for investments may be made only upon delivery of the securities representing the investments to the Treasurer or, if the securities are not represented by a certificate, upon receipt of confirmation of transfer from the custodian.

Protection of the County's deposits is provided by the Federal Deposit Insurance Corporation (FDIC), by eligible securities pledged by the financial institution as security for repayment, by surety company bonds deposited with the Treasurer by the financial institution or by a single collateral pool established by the financial institution to secure the repayment of all public monies deposited with the institution.

COSHOCTON COUNTY, OHIO

**NOTES TO THE BASIC FINANCIAL STATEMENTS
FOR THE YEAR ENDED DECEMBER 31, 2016**

NOTE 4 - DEPOSITS AND INVESTMENTS - (Continued)

According to State law, public depositories must give security for all public funds on deposit. These institutions may either specifically collateralize individual accounts in lieu of amounts insured by FDIC, or may pledge a pool of government securities valued at least 105 percent of the total value of public monies on deposit at the institution. Repurchase agreements must be secured by the specific government securities upon which the repurchase agreements are based. These securities must be obligations of, or guaranteed by, the United States and mature, or be redeemable, within 5 years of the date of the related repurchase agreement. State law does not require security for public deposits and investments to be maintained in the County's name. During 2016, the County and public depositories complied with the provisions of these statutes.

A. Cash with Fiscal Agent

At December 31, 2016, the County had \$639,598 in monies held by MEORC as fiscal agent. These funds are held outside of the County Treasury and are not included in "deposits with financial institutions" below.

At December 31, 2016, the County's internal service fund had a balance of \$739,450 with the Jefferson Health Plan, a claims servicing pool. The money is held by the claims servicing pool in a pooled account.

B. Cash on Hand

At December 31, 2016, the County had \$941 in cash on hand which is reported on the financial statements as part of "equity in pooled cash and cash equivalents".

C. Deposits with Financial Institutions

At December 31, 2016, the carrying amount of all County deposits was \$3,233,285 including cash in segregated accounts. Based on the criteria described in GASB Statement No. 40, "Deposits and Investment Risk Disclosures", as of December 31, 2016, \$1,289,120 of the County's bank balance of \$4,201,310 was exposed to custodial risk as discussed below, while \$2,912,190 was covered by the FDIC.

Custodial credit risk is the risk that, in the event of bank failure, the County's deposits may not be returned. All deposits are collateralized with eligible securities in amounts equal to at least 105 percent of the carrying value of the deposits. Such collateral, as permitted by the Ohio Revised Code, is held in single financial institution collateral pools at Federal Reserve Banks, or at member banks of the federal reserve system, in the name of the respective depository bank and pledged as a pool of collateral against all of the public deposits it holds or as specific collateral held at the Federal Reserve Bank in the name of the County. The County has no deposit policy for custodial credit risk beyond the requirements of State statute. Although the securities were held by the pledging institutions' trust department and all statutory requirements for the deposit of money had been followed, noncompliance with federal requirements could potentially subject the County to a successful claim by the FDIC.

COSHOCTON COUNTY, OHIO

NOTES TO THE BASIC FINANCIAL STATEMENTS
FOR THE YEAR ENDED DECEMBER 31, 2016

NOTE 4 - DEPOSITS AND INVESTMENTS - (Continued)

D. Investments

As of December 31, 2016, the County had the following investments and maturities:

Measurement/ Investment type	Measurement Amount	Investment Maturities				
		6 months or less	7 to 12 months	13 to 18 months	19 to 24 months	Greater than 24 months
Fair Value:						
Negotiable CD's	\$ 4,498,987	\$ -	\$ -	\$ 496,596	\$ 1,498,703	\$ 2,503,688
U.S. Government money market	49,429	49,429	-	-	-	-
Commercial paper	4,043,453	3,189,939	853,514	-	-	-
FNMA	743,625	-	-	-	-	743,625
FHLMC	4,139,696	-	1,998,220	-	-	2,141,476
Amortized Cost:						
STAR Ohio	<u>1,165,784</u>	<u>1,165,784</u>	<u>-</u>	<u>-</u>	<u>-</u>	<u>-</u>
Total	<u>\$ 14,640,974</u>	<u>\$ 4,405,152</u>	<u>\$ 2,851,734</u>	<u>\$ 496,596</u>	<u>\$ 1,498,703</u>	<u>\$ 5,388,789</u>

The weighted average maturity of investments is 1.73 years.

The County's investments in federal agency securities, negotiable certificates of deposit, commercial paper and U.S. Government money market are valued using quoted market prices (Level 1 inputs).

Interest Rate Risk: As a means of limiting its exposure to fair value losses arising from rising interest rates and according to State law, the County's investment policy limits investment portfolio maturities to five years or less.

Credit Risk: The U.S. Government money market carry a rating of AAAM by Standard & Poor's and Aaa-mf by Moody. The federal agency securities carry a rating of AA+ and Aaa by Standard & Poor's and Moody, respectively. The County's investment policy does not specifically address credit risk beyond requiring the County to only invest in securities authorized by State statute.

Custodial Credit Risk: For an investment, custodial credit risk is the risk that, in the event of the failure of the counterparty, the County will not be able to recover the value of its investments or collateral securities that are in the possession of an outside party. The securities are exposed to custodial credit risk in that they are uninsured, unregistered and held by the counterparty's trust department or agent but not in the County's name. The County has no investment policy dealing with investment custodial risk beyond the requirement in State statute that prohibits payment for investments prior to the delivery of the securities representing such investments to the County Treasurer or qualified trustee.

COSHOCTON COUNTY, OHIO

NOTES TO THE BASIC FINANCIAL STATEMENTS
FOR THE YEAR ENDED DECEMBER 31, 2016

NOTE 4 - DEPOSITS AND INVESTMENTS - (Continued)

Concentration of Credit Risk: The County places no limit on the amount that may be invested in any one issuer. The following table includes the percentage of each investment type held by the County at December 31, 2016:

<u>Measurement/ Investment type</u>	<u>Measurement Amount</u>	<u>% of Total</u>
Fair Value:		
Negotiable CD's	\$ 4,498,987	30.73
U.S. Government money market	49,429	0.34
Commercial paper	4,043,453	27.62
FNMA	743,625	5.08
FHLMC	4,139,696	28.27
Amortized Cost:		
STAR Ohio	<u>1,165,784</u>	<u>7.96</u>
Total	<u>\$ 14,640,974</u>	<u>100.00</u>

E. Reconciliation of Cash and Investments to the Statement of Net Position

The following is a reconciliation of cash and investments as reported in the note above to cash and investments as reported on the statement of net position as of December 31, 2016:

<u>Cash and investments per note</u>	
Carrying amount of deposits	\$ 3,233,285
Investments	14,640,974
Cash on hand	941
Cash with fiscal agent	<u>1,379,048</u>
Total	<u>\$ 19,254,248</u>
 <u>Cash and investments per statement of net position</u>	
Governmental activities	\$ 16,687,452
Agency funds	<u>2,566,796</u>
Total	<u>\$ 19,254,248</u>

COSHOCTON COUNTY, OHIO

NOTES TO THE BASIC FINANCIAL STATEMENTS
FOR THE YEAR ENDED DECEMBER 31, 2016

NOTE 5 - INTERFUND TRANSACTIONS

A. Interfund Transfers

Interfund transfers for the year ended December 31, 2016, consisted of the following, as reported on the fund financial statements:

<u>Transfer from general fund to:</u>	
Human services	\$ 108,119
Nonmajor governmental funds	94,867
Total transfers	<u>\$ 202,986</u>

Transfers are used to (1) move revenues from the fund that statute or budget required to collect them to the fund that statute or budget requires to expend them, (2) move receipts restricted to debt service from the funds collecting the receipts to the debt service fund as debt service payments become due, and (3) use unrestricted revenues collected in the general fund to finance various programs accounted for in other funds in accordance with budgetary authorizations. All transfers made in 2016 were in accordance with Ohio Revised Code Sections 5705.14, 5705.15 and 5705.16.

Transfers between governmental funds are eliminated for reporting on the statement of activities.

B. Due To/From Other Funds

The County had the following amounts due to/from other funds at December 31, 2016:

Fund	Due from other funds	Due to other funds
General	\$ 22,125	\$ 35
Human services	23,492	13,712
County Board of DD	-	4,589
Nonmajor governmental	14,337	41,618
Total	\$ 59,954	\$ 59,954

Amounts due to/from other funds represent amounts owed between funds for goods or services provided. The balances resulted from the time lag between the dates that payments between the funds are made. Due to/from other fund balances between governmental funds are eliminated for reporting on the government-wide statement of net position.

COSHOCTON COUNTY, OHIO

NOTES TO THE BASIC FINANCIAL STATEMENTS
FOR THE YEAR ENDED DECEMBER 31, 2016

NOTE 5 - INTERFUND TRANSACTIONS - (Continued)

C. Interfund Balances

Interfund balances, related to items other than charges for goods and services rendered, at December 31, 2016, consist of the following individual fund loan receivable and payable as reported on the fund statements:

Fund	Interfund receivable	Interfund payable
General	\$ 9,883	\$ -
Nonmajor governmental	-	9,883
Total	\$ 9,883	\$ 9,883

Interfund balances between governmental funds are eliminated on the government-wide financial statements.

NOTE 6 - PROPERTY TAXES

Property taxes include amounts levied against all real and public utility property located in the County. Taxes collected from real property taxes (other than public utility) in one calendar year are levied in the preceding calendar year on the assessed value as of January 1 of that preceding year, the lien date. Assessed values are established by the County Auditor at 35 percent of appraised market value. All property is required to be revaluated every six years. Real property taxes are payable annually or semi-annually. If paid annually, payment is due December 31; if paid semi-annually, the first payment is due December 31, with the remainder payable by June 20. Under certain circumstances, State statute permits later payment dates to be established.

Public utility real and tangible personal property taxes collected in one calendar year are levied in the preceding calendar year on assessed values determined as of December 31 of the second year preceding the tax collection year, the lien date. Public utility tangible personal property is assessed at varying percentages of true value; public utility real property is assessed at 35 percent of true value. 2016 public utility property taxes became a lien December 31, 2015, are levied after October 1, 2016, and are collected in 2017 with real property taxes. Public utility property taxes are payable on the same dates as real property taxes described previously.

The County Treasurer collects property taxes on behalf of all taxing districts in the County. The County Auditor periodically remits to the taxing district their portion of the taxes collected. Property taxes receivable represents real property taxes, public utility taxes, delinquent tangible personal property taxes and other outstanding delinquencies which are measurable as of December 31, 2016 and for which there is an enforceable legal claim. In the governmental funds, the current portion receivable has been offset by a deferred inflow since the current taxes were not levied to finance 2016 operations and the collection of delinquent taxes has been offset by a deferred inflow since the collection of the taxes during the available period is not subject to reasonable estimation. On a full accrual basis, collectible delinquent property taxes have been recorded as a receivable and revenue while on a modified accrual basis the revenue is a deferred inflow.

COSHOCTON COUNTY, OHIO

NOTES TO THE BASIC FINANCIAL STATEMENTS
FOR THE YEAR ENDED DECEMBER 31, 2016

NOTE 6 - PROPERTY TAXES - (Continued)

The full tax rate for all County operations for the year ended December 31, 2016 was \$14.60 per \$1,000 of assessed value. The assessed values of real and tangible personal property upon which 2016 property tax receipts were based are as follows:

Real property	\$ 661,837,440
Public utility personal property	<u>162,884,660</u>
Total assessed value	<u><u>\$ 824,722,100</u></u>

NOTE 7 - PERMISSIVE SALES AND USE TAX

In 1971, the County Commissioners, by resolution, imposed a one-half percent tax on all retail sales made in the County. In 1984, the County Commissioners, by resolution, imposed an additional one-half percent tax on all retail sales made in the County. At the end of 2005, the County Commissioners by resolution imposed a one-half percent tax on all retail sales made in the County for specific use in the Justice System to begin January 1, 2006. The State Tax Commissioner certifies to the Ohio Office of Budget and Management the amount of the tax to be returned to the County. The Tax Commissioner's certification must be made within forty-five days after the end of the month. The Ohio Office of Budget and Management then has five days in which to draw the warrant payable to the County. Proceeds of the tax are credited to the general fund. Sales tax revenue in 2016 amounted to \$5,746,931 with the entire amount credited to the general fund.

NOTE 8 - CAPITAL LEASES - LESSEE DISCLOSURE

During the current year and during a prior year, the County entered into lease agreements for the acquisition of copiers, server equipment and an energy management system. The assets have been capitalized in governmental capital assets in the amount of \$85,714, the present value of the minimum lease payments at the inception of the lease. Principal and interest payments for the capital lease obligation are made from the general fund and the County agency coordinated transportation fund (a nonmajor governmental fund).

<u>Year</u>	<u>Amount</u>
2017	\$ 17,273
2018	12,470
2019	9,214
2020	6,355
2021	<u>1,653</u>
Total minimum lease payments	46,965
Less: amount representing interest	<u>(3,907)</u>
Present value of minimum lease payments	<u><u>\$ 43,058</u></u>

COSHOCTON COUNTY, OHIO

**NOTES TO THE BASIC FINANCIAL STATEMENTS
FOR THE YEAR ENDED DECEMBER 31, 2016**

NOTE 9 - LEASE PURCHASE AGREEMENT - LESSEE DISCLOSURE

During a prior year, the County entered into lease purchase agreements with financial institutions to assist in financing telephone, HVAC, radio equipment and police cruisers.

General capital assets acquired by agreement have been capitalized in an amount equal to the present value of the future minimum lease payments as of the date of their inception. For the County, a corresponding liability was recorded in the government-wide financial statements. Principal payments in 2016 totaled \$181,584. Principal and interest payments are made from the general fund and the 911 levy fund (a nonmajor governmental fund).

Capital assets consisting of machinery and equipment have been capitalized in the amount of \$627,602 in governmental activities. This amount represents the present value of the minimum lease payments at the time of acquisition. The assets associated with the radio equipment lease have not been capitalized, because individually, the pieces of radio equipment are below the County's capitalization threshold.

The following is a schedule of the future minimum lease payments required under the lease purchase agreement and the present value of the minimum lease payments as of December 31, 2016:

<u>Year Ending December 31,</u>	<u>Amount</u>
2017	\$ 96,339
2018	90,123
2019	90,123
2020	90,123
2021	90,123
2022 - 2023	<u>180,246</u>
Total minimum lease payments	637,077
Less: amount representing interest	<u>(57,373)</u>
Present value of future minimum lease payments	<u>\$ 579,704</u>

NOTE 10 - OPERATING LEASE - LESSOR DISCLOSURE

The County is the lessor of oil and gas rights on certain land parcels owned by the County to Anadarko E&P Company LP. The lease agreement is from May 11, 2012 through May 11, 2017. The County will receive royalty payments once the operation produces oil and gas.

NOTE 11 - COMPENSATED ABSENCES

County employees earn vacation and sick leave at varying rates depending on length of service and department policy. All accumulated, unused vacation time is paid upon separation if the employee has at least one year of service with the County. No vacation time shall be carried over for more than three years. Accumulated, unused sick leave is paid at varying rates depending on length of service to employees who retire.

COSHOCTON COUNTY, OHIO

**NOTES TO THE BASIC FINANCIAL STATEMENTS
FOR THE YEAR ENDED DECEMBER 31, 2016**

NOTE 12 - CONTINGENT LIABILITIES

The County has received federal and State grants for specific purposes that are subject to review and audit by the grantor agencies or their designee. These audits could lead to a request for reimbursement to the grantor agency for expenditures disallowed under terms of the grant. Based on prior experience, the County Commissioners believe such disallowances, if any, will be immaterial.

At year end, the County was involved in a pending lawsuit as a defendant. However, at December 31, the outcome of the lawsuit is undetermined.

THIS SPACE INTENTIONALLY LEFT BLANK

COSHOCTON COUNTY, OHIO

NOTES TO THE BASIC FINANCIAL STATEMENTS
FOR THE YEAR ENDED DECEMBER 31, 2016

NOTE 13 - RECEIVABLES

Receivables at December 31, 2016, consisted of taxes, accounts, accrued interest and intergovernmental receivables arising from grants, entitlements and shared revenue. Receivables have been recorded to the extent that they are measurable at December 31, 2016. A summary of the principal items due from other governments:

<u>Fund / Type</u>	<u>Amount</u>
Major funds:	
General fund:	
Local government revenue	\$ 191,691
Casino tax	210,723
Homestead and rollback	105,750
Miscellaneous reimbursements	<u>38,209</u>
	<u>546,373</u>
Human services fund:	
Miscellaneous grants and reimbursements	<u>236,700</u>
	<u>236,700</u>
Motor vehicle license and gasoline tax fund:	
License, gasoline and permissive taxes	1,975,933
Miscellaneous grants and reimbursements	<u>148,567</u>
	<u>2,124,500</u>
County board of DD fund:	
Homestead and rollback	146,603
Miscellaneous grants and reimbursements	<u>24,215</u>
	<u>170,818</u>
Emergency ambulance levy fund:	
Homestead and rollback	<u>104,927</u>
	<u>104,927</u>
Other governmental funds:	
Homestead and rollback	52,386
Miscellaneous grants and reimbursements	<u>487,625</u>
	<u>540,011</u>
Total due from other governments	<u>\$ 3,723,329</u>

NOTE 14 - LOAN RECEIVABLE

On October 1, 2014, the Coshocton County Board of Developmental Disabilities (the "Board") agreed to subsidize the Coshocton Community Housing Corporation (the "Corporation") through a \$67,000 grant for the down payment of a newly constructed house. \$30,000 of this grant is to be reimbursed back to the Board through monthly payments. These payments are not to exceed 7 years and are said to begin once the house has full occupancy. At December 31, 2016, the Corporation had made one payment on the loan, and as a result a loan receivable in the amount of \$28,571 has been reported by the County.

COSHOCTON COUNTY, OHIO

NOTES TO THE BASIC FINANCIAL STATEMENTS
FOR THE YEAR ENDED DECEMBER 31, 2016

NOTE 15 - CAPITAL ASSETS

Capital asset activity for the year ended December 31, 2016, was as follows:

	Balance <u>12/31/15</u>	<u>Additions</u>	<u>Deductions</u>	Balance <u>12/31/16</u>
<u>Governmental activities:</u>				
<i>Capital assets, not being depreciated:</i>				
Land	\$ 1,156,352	\$ 88,690	\$ -	\$ 1,245,042
Construction in progress	<u>330,176</u>	<u>288,307</u>	<u>(618,483)</u>	<u>-</u>
Total capital assets, not being depreciated	<u>1,486,528</u>	<u>376,997</u>	<u>(618,483)</u>	<u>1,245,042</u>
<i>Capital assets, being depreciated:</i>				
Building improvements	12,897,644	1,528,703	-	14,426,347
Machinery and equipment	4,543,848	343,359	(132,639)	4,754,568
Vehicles	4,019,066	551,078	(375,959)	4,194,185
Infrastructure	30,468,673	267,772	-	30,736,445
Software	<u>648,183</u>	<u>15,684</u>	<u>(16,390)</u>	<u>647,477</u>
Total capital assets, being depreciated	<u>52,577,414</u>	<u>2,706,596</u>	<u>(524,988)</u>	<u>54,759,022</u>
<i>Less: accumulated depreciation:</i>				
Building and improvements	(8,033,638)	(325,985)	-	(8,359,623)
Machinery and equipment	(3,430,771)	(235,021)	132,639	(3,533,153)
Vehicles	(2,717,768)	(228,869)	341,518	(2,605,119)
Infrastructure	(15,415,918)	(1,228,210)	-	(16,644,128)
Software	<u>(451,878)</u>	<u>(31,717)</u>	<u>16,390</u>	<u>(467,205)</u>
Total accumulated depreciation	<u>(30,049,973)</u>	<u>(2,049,802)</u>	<u>490,547</u>	<u>(31,609,228)</u>
Total capital assets, being depreciated net	<u>22,527,441</u>	<u>656,794</u>	<u>(34,441)</u>	<u>23,149,794</u>
Governmental activities capital assets, net	<u>\$ 24,013,969</u>	<u>\$ 1,033,791</u>	<u>\$ (652,924)</u>	<u>\$ 24,394,836</u>

Depreciation expense was charged to functions/programs of the primary government as follows:

<u>Governmental activities:</u>	
General government:	
Legislative and executive	\$ 166,986
Judicial	68,463
Public safety	100,825
Public works	1,416,503
Health	204,420
Human services	91,477
Conservation and recreation	<u>1,128</u>
Total depreciation expense - governmental activities	<u>\$ 2,049,802</u>

COSHOCTON COUNTY, OHIO

NOTES TO THE BASIC FINANCIAL STATEMENTS
FOR THE YEAR ENDED DECEMBER 31, 2016

NOTE 16 - LONG-TERM OBLIGATIONS

During 2016, the following changes occurred in governmental activities long-term obligations.

	Issue	Maturity	Interest	Balance			Balance	Amount Due
	<u>Date</u>	<u>Date</u>	<u>Rate</u>	<u>12/31/15</u>	<u>Additions</u>	<u>Reductions</u>	<u>12/31/16</u>	<u>in One Year</u>
Governmental Activities:								
<u>General obligation bonds:</u>								
Human Services Building	1990	12/1/2016	5.9-7.3%	\$ 35,000	\$ -	\$ (35,000)	\$ -	\$ -
County Garage Building - Refunding Bonds	2011	12/1/2019	1.40-4.00%	300,000	-	(70,000)	230,000	75,000
General Obligation Refunding Bonds	2012	12/1/2029	1.0-3.4%	370,000	-	(370,000)	-	-
General Obligation Taxable Refunding Bonds	2016	12/1/2021		-	395,000	-	395,000	75,000
Information Technology Acquisition Bonds	2015	4/13/2020	2.15%	191,357	-	(36,652)	154,705	37,452
Property Acquisition Bonds	2015	4/13/2020	2.15%	180,000	-	(34,477)	145,523	35,229
Total general obligation bonds				<u>1,076,357</u>	<u>395,000</u>	<u>(546,129)</u>	<u>925,228</u>	<u>222,681</u>
<u>Notes</u>								
Promissory Note	2014	5/1/2019	1.95%	390,741	-	(17,174)	373,567	17,536
Total notes				<u>390,741</u>	<u>-</u>	<u>(17,174)</u>	<u>373,567</u>	<u>17,536</u>
<u>Loans:</u>								
OPWC - Bridge Program	2005	7/1/2016	0.00%	10,195	-	(10,195)	-	-
OWDA - Fresno/Pearl Sewer Construction	2010	1/1/2041	1.00%	198,934	-	(7,041)	191,893	7,112
Total Loans				<u>209,129</u>	<u>-</u>	<u>(17,236)</u>	<u>191,893</u>	<u>7,112</u>
<u>Other long-term obligations:</u>								
Capital Leases				33,878	28,011	(18,831)	43,058	15,332
Lease Purchase Agreements				761,288	-	(181,584)	579,704	82,299
Net Pension Liability				14,810,322	6,362,416	-	21,172,738	-
Compensated Absences				1,219,461	940,062	(836,191)	1,323,332	906,684
ERI Payable				28,672	26,123	(28,672)	26,123	26,123
Total Other Long-Term Obligations				<u>16,853,621</u>	<u>7,356,612</u>	<u>(1,065,278)</u>	<u>23,144,955</u>	<u>1,030,438</u>
Total general long-term obligations				<u>\$ 18,529,848</u>	<u>\$ 7,751,612</u>	<u>\$ (1,645,817)</u>	<u>24,635,643</u>	<u>\$ 1,277,767</u>
Add: unamortized premium on bond issuance							3,415	
Total reported on the statement of net assets							<u>\$ 24,639,058</u>	

COSHOCTON COUNTY, OHIO

**NOTES TO THE BASIC FINANCIAL STATEMENTS
FOR THE YEAR ENDED DECEMBER 31, 2016**

NOTE 16 - LONG TERM OBLIGATIONS - (Continued)

The general obligation bonds are direct obligations of the County and will be paid from the debt service funds (nonmajor governmental funds) and the motor vehicle license and gasoline tax fund using property tax revenues and gasoline tax revenues.

On April 6, 2016, the County issued \$395,000 in general obligation refunding bonds- Series 2016 for the purpose of refunding general obligation bonds - Series 2012. This refunded debt is considered defeased (in-substance) and accordingly, has been removed from the statement of net position.

The refunding bonds are comprised of terms bonds, par value \$395,000. The bonds bear an interest rate of 2.780%. Principal and interest payments are made from the County debt service fund (a nonmajor governmental fund) and are due on December 1 and June 1 of each year. The bonds mature on December 1, 2021.

The reacquisition price exceeded the net carrying amount of old debt by \$24,475. This amount is being netted against the new debt and amortized over the remaining life of the refunded debt, which is equal to the life of the new debt issued.

The County Garage Building refunding bonds are comprised of current interest bonds, par value \$640,000. The bonds bear interest rates ranging from 1.40% - 4.00%. Principal and interest payments are made from the motor vehicle license and gasoline tax fund and are due on December 1 of each year. The bonds mature on December 1, 2019.

The reacquisition price exceeded the net carrying amount of old debt by \$23,832. This amount is being netted against the new debt and amortized over the remaining life of the refunded debt, which is equal to the life of the new debt issued. The refunding resulted in \$62,993 in gross debt service savings.

On April 13, 2015, the County issued \$191,357 in information technology acquisition bonds - series 2015 for the purpose of acquiring information technology. The bonds bear an interest rate of 2.15%. Principal and interest payments are made from the County general fund and are due on April 13 of each year. The bonds mature on April 13, 2020.

On April 13, 2015, the County issued \$180,000 in real estate acquisition bonds - series 2015 for the purpose of acquiring real estate. The bonds bear an interest rate of 2.15%. Principal and interest payments are made from the County debt service fund (a nonmajor governmental fund) and are due on April 13 of each year. The bonds mature on April 13, 2020.

On May 21, 2014, the County signed a \$407,600 promissory note for the purpose of building renovations. This note will be paid from the general fund.

The Ohio Public Works Commission (OPWC) loans were paid from the motor vehicle license and gasoline tax fund using property tax revenues and gasoline tax revenues.

The County has entered into a contractual agreement for a construction loan from the OWDA. Under the terms of this agreement, OWDA will reimburse, advance, or directly pay the construction costs of the approved projects. OWDA will capitalize administration costs and construction interest and then add them to the total amounts of the final loan. At December 31, 2016, the balance of the County's OWDA loan is \$191,893. The Ohio Water Development Authority (OWDA) loan will be paid from the debt service funds (nonmajor governmental funds) using user fees and property tax revenues.

COSHOCTON COUNTY, OHIO

NOTES TO THE BASIC FINANCIAL STATEMENTS
FOR THE YEAR ENDED DECEMBER 31, 2016

NOTE 16 - LONG TERM OBLIGATIONS - (Continued)

Compensated absences will be paid from the fund from which the employees' salaries are paid, which, for the County, is primarily the general fund, the human services fund, the motor vehicle license and gasoline tax fund and the county board of DD fund.

Early retirement incentives were paid from the County Board of DD fund.

Refer to Notes 8 and 9 for detail on the capital leases and lease purchase agreement, respectively.

Refer to Note 18 for detail on the net pension liability.

The annual requirements to retire governmental activities debt are as follows.

Year Ending December 31,	General Obligation Bonds		OWDA Loan	
	Principal	Interest	Principal	Interest
2017	\$ 222,681	\$ 25,886	\$ 7,112	\$ 1,901
2018	224,243	19,988	7,183	1,830
2019	235,839	13,308	7,255	1,758
2020	157,465	6,257	7,328	1,685
2021	85,000	2,363	7,402	1,612
2022 - 2026	-	-	38,136	6,930
2027 - 2031	-	-	40,086	4,980
2032 - 2036	-	-	42,136	2,930
2037 - 2040	-	-	35,255	798
Total	\$ 925,228	\$ 67,802	\$ 191,893	\$ 24,424

Year Ending December 31,	Notes Payable		Total	
	Principal	Interest	Principal	Interest
2017	\$ 17,536	\$ 7,271	\$ 247,329	\$ 35,058
2018	17,865	6,942	249,291	28,760
2019	338,166	6,596	581,260	21,662
2020	-	-	164,793	7,942
2021	-	-	92,402	3,975
2022 - 2026	-	-	38,136	6,930
2027 - 2031	-	-	40,086	4,980
2032 - 2036	-	-	42,136	2,930
2037 - 2040	-	-	35,255	798
Total	\$ 373,567	\$ 20,809	\$ 1,490,688	\$ 113,035

COSHOCTON COUNTY, OHIO

**NOTES TO THE BASIC FINANCIAL STATEMENTS
FOR THE YEAR ENDED DECEMBER 31, 2016**

NOTE 16 - LONG TERM OBLIGATIONS - (Continued)

Legal Debt Margin

The Ohio Revised Code provides that the net general obligation debt of the County, exclusive of certain exempt debt, issued without a vote of the electors shall never exceed one percent of the total assessed valuation of the County.

The Code further provides that the total voted and unvoted net debt of the County, less the same exempt debt, shall never exceed a sum equal to three percent of the first \$100,000,000 of the assessed valuation, plus one and one-half percent of such valuation in excess of \$100,000,000 and not in excess of \$300,000,000, plus two and one-half percent of such valuation in excess of \$300,000,000. The assessed valuation used in determining the County's legal debt margin has been modified by House Bill 530 which became effective March 30, 2006. In accordance with House Bill 530, the assessed valuation used in calculating the County's legal debt margin calculation excludes tangible personal property used in business, telephone or telegraph property, interexchange telecommunications company property, and personal property owned or leased by a railroad company and used in railroad operations. The statutory limitations on debt are measured by a direct ratio of net debt to tax valuation and expressed in terms of a percentage. Based on this calculation, the County's voted legal debt margin was \$18,337,276 at December 31, 2016 and the unvoted legal debt margin was \$8,247,221 at December 31, 2016.

NOTE 17 - RISK MANAGEMENT

A. General Insurance

The County is exposed to various risks of loss related to torts, theft, damage to or destruction of assets, errors and omissions, employee injuries, and natural disasters.

The County is a member of County Risk Sharing Authority, Inc. (CORSA) which is a shared risk pool of sixty-five counties and thirty-two affiliated county public entity members in Ohio. CORSA was formed as an Ohio nonprofit corporation for the purpose of establishing the CORSA Insurance/Self-Insurance Program, a group primary and excess insurance/self-insurance and risk management program. The program is governed by a nine member Board of Trustees, all of whom must be commissioners from member counties. Member counties agree to jointly participate in coverage of losses and pay all contributions necessary for the specified insurance coverages provided by CORSA. These coverages include liability, property and crime insurance.

By contracting with the CORSA for liability, property, and crime insurance, the County has addressed these various types of risk. CORSA, a nonprofit corporation sponsored by the County Commissioners Association of Ohio, was created to provide affordable liability, property, casualty and crime coverage for its members. CORSA was established May 12, 1987, and has grown to sixty-five members.

COSHOCTON COUNTY, OHIO

NOTES TO THE BASIC FINANCIAL STATEMENTS
FOR THE YEAR ENDED DECEMBER 31, 2016

NOTE 17 - RISK MANAGEMENT - (Continued)

The CORSA program has a \$2,500 deductible per claim. Coverage provided by CORSA is as follows:

General liability	\$ 1,000,000
Law enforcement liability	1,000,000
Errors and omissions liability:	
Per occurrence	1,000,000
Annual aggregate	1,000,000
Back Wages- per occurrence	100,000
Cyber liability and expense	1,000,000
Automobile liability	1,000,000
Uninsured/underinsured motorists liability	250,000
Excess liability	5,000,000
Stop gap liability	1,000,000
Medical professional liability	6,000,000
Foster parents	6,000,000
Accounts receivable	5,000,000
Property - total covered value	88,448,542
Other property insurance:	
Extra expense/business income	1,000,000
Electronic Data Processing (EDP)	250,000
Media -per occurrence	250,000
Extra Expense - per occurrence	25,000
Sewer line coverage	2,539,620
Underground fiber optic lines	10,000
Law enforcement canines	14,000
Equipment breakdown	100,000,000
Crime insurance	1,000,000
Other coverage	
Attorney Disciplinary Proceedings	25,000
Dog Warden Blanket Bond	2,000

With the exception of workers' compensation, health insurance and all elected officials' bonds, all coverage is held with CORSA. Settled claims have not exceeded coverage in any of the last three years and there was no significant reduction in coverage from the prior year.

B. Workers' Compensation

The County participated in the County Commissioners Association of Ohio Workers' Compensation Group Retro Rating Plan (Plan), an insurance purchasing pool. The Plan is intended to achieve lower workers' compensation rates while establishing safer working conditions and environments for the participants. Performance discounts are given to pool members based on experience. The workers' compensation experience of the participating counties is calculated as one experience and a common premium rate is applied to all participants in the Plan. Each participant pays its workers' compensation premium to the State based on the rate for the Plan rather than its individual rate. Settled claims have not exceeded coverage in any of the last three years and there was no significant reduction in coverage from the prior year.

COSHOCTON COUNTY, OHIO

NOTES TO THE BASIC FINANCIAL STATEMENTS
FOR THE YEAR ENDED DECEMBER 31, 2016

NOTE 17 - RISK MANAGEMENT - (Continued)

C. Health Care Self-Insurance

The County maintains a Self-Insurance Internal Service Fund to account for, and finance, its uninsured risks of loss in this program. Effective January 1, 2016 a Third Party Administrator, Mutual Health Services, a division of Medical Mutual and located in Akron, Ohio began reviewing all claims which are then paid by the County. For January 1, 2016, the plan provided 3 different options for coverage for eligible County employees. The first option being Plan A – Buyup a major medical with a \$1,000 individual and \$2,000 family deductible and a Preferred Provider Network (PPO) with a \$500 individual and a \$1,000 family deductible. The second option being Plan B - Core a major medical with a \$2,000 individual deductible and a \$4,000 family deductible and a Preferred Provider Network (PPO) with a \$1,000 individual and a \$2,000 family deductible. The third option being a Plan C - Health Savings Account (HSA) major medical with a \$5,000 individual deductible and a \$10,000 family deductible and a Preferred Provider Network (PPO) with a \$2,600 deductible and a \$5,000 family deductible. The County purchases stop-loss coverage of \$90,000 per employee per year and an aggregate annual limit of \$1,000,000. For the period January 1, 2015 through December 31, 2015 the County provided three options for employees to choose from. Plan A- Buyup - \$2,080 family coverage, \$708 single, Employee + Spouse \$1,513 and Employee + child/children \$1,253. For Plan B – Core - \$1,901 family coverage, \$647 single coverage, \$1,386 Employee + spouse and \$1,149 employee + child/children. Plan C – HSA - \$1,875 family coverage, \$638 single, \$1,365 employee + spouse and \$1,135 employee + child/children coverage which represents the entire premium required.

The claims liability of \$269,199 reported in the fund at December 31, 2016, was estimated by a third-party administrator and is based on the requirements of Governmental Accounting Standards Board Statement No. 30, which requires that a liability for unpaid claim costs, including estimates of costs relating to incurred but not reported, claims, be reported. The estimate was not affected by incremental claim adjustment expense and does not include allocated or unallocated claims adjustment expenses.

Changes in the fund’s claims liability amount for 2016 and 2015 were:

	<u>Balance at</u>		<u>Current</u>		<u>Claim</u>		<u>Balance at</u>
	<u>Beginning of Year</u>		<u>Year Claims</u>		<u>Payments</u>		<u>End of Year</u>
2016	\$ 279,765	\$	\$ 2,763,148	\$	(2,773,714)	\$	269,199
2015	261,441		2,756,652		(2,738,328)		279,765

COSHOCTON COUNTY, OHIO

NOTES TO THE BASIC FINANCIAL STATEMENTS
FOR THE YEAR ENDED DECEMBER 31, 2016

NOTE 17 - RISK MANAGEMENT - (Continued)

D. County Board of Developmental Disabilities Self-Insurance

The Board of DD is self-insured for its medical, prescription drug, vision and dental insurance programs. Premiums are paid into the self-insurance fund and are available to pay claims and administrative costs. The Board of DD is a member of the Jefferson Health Plan, a claims servicing pool, consisting of ninety members, in which monthly premiums are paid to the fiscal agent who in turn pays the claims on the Board of DD's behalf. This plan provides a dental plan with a \$80.77 family and single premium, a medical plan with a \$1,520.12 family and \$755.75 single premium, a prescription drug plan with a \$322.79 family and \$146.90 single premium and a vision plan with a \$27.01 family and \$12.12 single premium. The Board of DD pays the entire premium. The Board of DD is responsible for payment of all medical, prescription, vision and dental claim amounts in excess of the employee payment percentages established in the Plan document. A stop-loss insurance contract with a private insurance carrier covers specific liability claims in excess of \$500,000. Claims above a \$35,000 deductible are internally pooled. Claims above \$500,000 are covered by stop loss.

The claims liability of \$52,279 reported in the fund at December 31, 2016, was estimated by a third party administrator and is based on the requirements of Governmental Accounting Standards Board Statement No. 30, which requires that a liability for unpaid claim costs, including estimates of costs relating to incurred but not reported, claims, be reported. The estimate was not affected by incremental claim adjustment expense and does not include allocated or unallocated claims adjustment expenses.

Changes in the fund's claims liability amount for 2016 and 2015 were:

		<u>Balance at</u> <u>Beginning of Year</u>		<u>Current</u> <u>Year Claims</u>		<u>Claim</u> <u>Payments</u>		<u>Balance at</u> <u>End of Year</u>
2016	\$	13,369	\$	542,553	\$	(503,643)	\$	52,279
2015		74,572		435,019		(496,222)		13,369

NOTE 18 - DEFINED BENEFIT PENSION PLANS

Net Pension Liability/Asset

The net pension liability/asset reported on the statement of net position represents a liability or asset to employees for pensions. Pensions are a component of exchange transactions—between an employer and its employees—of salaries and benefits for employee services. Pensions are provided to an employee—on a deferred-payment basis—as part of the total compensation package offered by an employer for employee services each financial period. The obligation to sacrifice resources for pensions is a present obligation because it was created as a result of employment exchanges that already have occurred.

The net pension liability/asset represents the County's proportionate share of each pension plan's collective actuarial present value of projected benefit payments attributable to past periods of service, net of each pension plan's fiduciary net position. The net pension liability/asset calculation is dependent on critical long-term variables, including estimated average life expectancies, earnings on investments, cost of living adjustments and others. While these estimates use the best information available, unknowable future events require adjusting this estimate annually.

COSHOCTON COUNTY, OHIO

NOTES TO THE BASIC FINANCIAL STATEMENTS
FOR THE YEAR ENDED DECEMBER 31, 2016

NOTE 18 - DEFINED BENEFIT PENSION PLANS - (Continued)

The Ohio Revised Code limits the County's obligation for this liability to annually required payments. The County cannot control benefit terms or the manner in which pensions are financed; however, the County does receive the benefit of employees' services in exchange for compensation including pension.

GASB 68 assumes any net pension liability is solely the obligation of the employer, because (1) they benefit from employee services; and (2) State statute requires all funding to come from these employers. All contributions to date have come solely from these employers (which also includes costs paid in the form of withholdings from employees). State statute requires the pension plans to amortize unfunded liabilities within 30 years. If the amortization period exceeds 30 years, each pension plan's board must propose corrective action to the State legislature. Any resulting legislative change to benefits or funding could significantly affect the net pension liability. Resulting adjustments to the net pension liability would be effective when the changes are legally enforceable.

The proportionate share of each plan's unfunded benefits or overfunded benefits is presented as a long-term *net pension liability* or *net pension asset*, respectively, on the accrual basis of accounting. Any liability for the contractually-required pension contribution outstanding at the end of the year is included in *due to other governments* on both the accrual and modified accrual bases of accounting.

Plan Description – Ohio Public Employees Retirement System (OPERS)

Plan Description - County employees participate in the Ohio Public Employees Retirement System (OPERS). OPERS administers three separate pension plans. The Traditional Pension Plan is a cost-sharing, multiple-employer defined benefit pension plan. The Member-Directed Plan is a defined contribution plan and the Combined Plan is a cost-sharing, multiple-employer defined benefit pension plan with defined contribution features. While members (e.g. County employees) may elect the Member-Directed Plan and the Combined Plan, substantially all employee members are in OPERS' Traditional Pension Plan.

OPERS provides retirement, disability, survivor and death benefits, and annual cost of living adjustments to members of the Traditional Pension Plan. Authority to establish and amend benefits is provided by Chapter 145 of the Ohio Revised Code. OPERS issues a stand-alone financial report that includes financial statements, required supplementary information and detailed information about OPERS' fiduciary net position that may be obtained by visiting <https://www.opers.org/financial/reports.shtml>, by writing to the Ohio Public Employees Retirement System, 277 East Town Street, Columbus, Ohio 43215-4642, or by calling 800-222-7377.

COSHOCTON COUNTY, OHIO

NOTES TO THE BASIC FINANCIAL STATEMENTS
FOR THE YEAR ENDED DECEMBER 31, 2016

NOTE 18 - DEFINED BENEFIT PENSION PLANS - (Continued)

Senate Bill (SB) 343 was enacted into law with an effective date of January 7, 2013. In the legislation, members were categorized into three groups with varying provisions of the law applicable to each group. The following table provides age and service requirements for retirement and the retirement formula applied to final average salary (FAS) for the three member groups under the Traditional Pension Plan as per the reduced benefits adopted by SB 343 (see OPERS CAFR referenced above for additional information):

Group A Eligible to retire prior to January 7, 2013 or five years after January 7, 2013	Group B 20 years of service credit prior to January 7, 2013 or eligible to retire ten years after January 7, 2013	Group C Members not in other Groups and members hired on or after January 7, 2013
State and Local	State and Local	State and Local
Age and Service Requirements: Age 60 with 60 months of service credit or Age 55 with 25 years of service credit	Age and Service Requirements: Age 60 with 60 months of service credit or Age 55 with 25 years of service credit	Age and Service Requirements: Age 57 with 25 years of service credit or Age 62 with 5 years of service credit
Formula: 2.2% of FAS multiplied by years of service for the first 30 years and 2.5% for service years in excess of 30	Formula: 2.2% of FAS multiplied by years of service for the first 30 years and 2.5% for service years in excess of 30	Formula: 2.2% of FAS multiplied by years of service for the first 35 years and 2.5% for service years in excess of 35
Public Safety	Public Safety	Public Safety
Age and Service Requirements: Age 48 with 25 years of service credit or Age 52 with 15 years of service credit	Age and Service Requirements: Age 48 with 25 years of service credit or Age 52 with 15 years of service credit	Age and Service Requirements: Age 52 with 25 years of service credit or Age 56 with 15 years of service credit
Law Enforcement	Law Enforcement	Law Enforcement
Age and Service Requirements: Age 52 with 15 years of service credit	Age and Service Requirements: Age 48 with 25 years of service credit or Age 52 with 15 years of service credit	Age and Service Requirements: Age 48 with 25 years of service credit or Age 56 with 15 years of service credit
Public Safety and Law Enforcement	Public Safety and Law Enforcement	Public Safety and Law Enforcement
Formula: 2.5% of FAS multiplied by years of service for the first 25 years and 2.1% for service years in excess of 25	Formula: 2.5% of FAS multiplied by years of service for the first 25 years and 2.1% for service years in excess of 25	Formula: 2.5% of FAS multiplied by years of service for the first 25 years and 2.1% for service years in excess of 25

Final average Salary (FAS) represents the average of the three highest years of earnings over a member's career for Groups A and B. Group C is based on the average of the five highest years of earnings over a member's career.

Members who retire before meeting the age and years of service credit requirement for unreduced benefits receive a percentage reduction in the benefit amount.

When a benefit recipient has received benefits for 12 months, an annual cost of living adjustment (COLA) is provided. This COLA is calculated on the base retirement benefit at the date of retirement and is not compounded. For those retiring prior to January 7, 2013, the COLA will continue to be a 3 percent simple annual COLA. For those retiring subsequent to January 7, 2013, beginning in calendar year 2019, the COLA will be based on the average percentage increase in the Consumer Price Index, capped at 3 percent.

COSHOCTON COUNTY, OHIO

NOTES TO THE BASIC FINANCIAL STATEMENTS
FOR THE YEAR ENDED DECEMBER 31, 2016

NOTE 18 - DEFINED BENEFIT PENSION PLANS - (Continued)

Benefits in the Combined Plan consist of both an age-and-service formula benefit (defined benefit) and a defined contribution element. The defined benefit element is calculated on the basis of age, FAS, and years of service. Eligibility regarding age and years of service in the Combined Plan is the same as the Traditional Pension Plan. The benefit formula for the defined benefit component of the plan for State and Local members in transition Groups A and B applies a factor of 1.0% to the member's FAS for the first 30 years of service.

A factor of 1.25% is applied to years of service in excess of 30. The benefit formula for transition Group C applies a factor of 1.0% to the member's FAS and the first 35 years of service and a factor of 1.25% is applied to years in excess of 35. Persons retiring before age 65 with less than 30 years of service credit receive a percentage reduction in benefit. The defined contribution portion of the benefit is based on accumulated member contributions plus or minus any investment gains or losses on those contributions. Members retiring under the Combined Plan receive a 3% COLA adjustment on the defined benefit portion of their benefit.

Defined contribution plan benefits are established in the plan documents, which may be amended by the OPERS's Board of Trustees. Member-Directed Plan and Combined Plan members who have met the retirement eligibility requirements may apply for retirement benefits. The amount available for defined contribution benefits in the Combined Plan consists of the member's contributions plus or minus the investment gains or losses resulting from the member's investment selections. The amount available for defined contribution benefits in the Member-Directed Plan consists of the members' contributions, vested employer contributions and investment gains or losses resulting from the members' investment selections. Employer contributions and associated investment earnings vest over a five-year period, at a rate of 20% each year. For additional information, see the Plan Statement in the OPERS CAFR.

Funding Policy - The Ohio Revised Code (ORC) provides statutory authority for member and employer contributions as follows:

	<u>State and Local</u>	<u>Public Safety</u>	<u>Law Enforcement</u>
2016 Statutory Maximum Contribution Rates			
Employer	14.0 %	18.1 %	18.1 %
Employee	10.0 %	*	**
2016 Actual Contribution Rates			
Employer:			
Pension	12.0 %	16.1 %	16.1 %
Post-employment Health Care Benefits	<u>2.0 %</u>	<u>2.0</u>	<u>2.0</u>
Total Employer	<u>14.0 %</u>	<u>18.1 %</u>	<u>18.1 %</u>
Employee	<u>10.0 %</u>	<u>12.0 %</u>	<u>13.0 %</u>

Employer contribution rates are actuarially determined and are expressed as a percentage of covered payroll.

The County's contractually required contribution for the Traditional Pension Plan, the Combined Plan and Member-Directed Plan was \$1,954,651 for 2016. Of this amount, \$213,550 is reported as due to other governments.

COSHOCTON COUNTY, OHIO

**NOTES TO THE BASIC FINANCIAL STATEMENTS
FOR THE YEAR ENDED DECEMBER 31, 2016**

NOTE 18 - DEFINED BENEFIT PENSION PLANS - (Continued)

Plan Description - State Teachers Retirement System (STRS)

Plan Description - County licensed teachers participate in STRS Ohio, a cost-sharing multiple-employer public employee retirement system administered by STRS. STRS provides retirement and disability benefits to members and death and survivor benefits to beneficiaries. STRS issues a stand-alone financial report that includes financial statements, required supplementary information and detailed information about STRS' fiduciary net position. That report can be obtained by writing to STRS, 275 E. Broad St., Columbus, OH 43215-3771, by calling (888) 227-7877, or by visiting the STRS Web site at www.strsoh.org.

New members have a choice of three retirement plans; a Defined Benefit (DB) Plan, a Defined Contribution (DC) Plan and a Combined Plan. Benefits are established by Ohio Revised Code Chapter 3307. The DB Plan offers an annual retirement allowance based on final average salary multiplied by a percentage that varies based on years of service. Effective August 1, 2015, the calculation will be 2.2 percent of final average salary for the five highest years of earnings multiplied by all years of service. With certain exceptions, the basic benefit is increased each year by two percent of the original base benefit. For members retiring August 1, 2013, or later, the first two percent is paid on the fifth anniversary of the retirement benefit. Members are eligible to retire at age 60 with five years of qualifying service credit, or age 55 with 26 years of service, or 31 years of service regardless of age. Age and service requirements for retirement will increase effective August 1, 2015, and will continue to increase periodically until they reach age 60 with 35 years of service or age 65 with five years of service on August 1, 2026.

The DC Plan allows members to place all their member contributions and 9.5 percent of the 14 percent employer contributions into an investment account. Investment allocation decisions are determined by the member. The remaining 4.5 percent of the 14 percent employer rate is allocated to the defined benefit unfunded liability. A member is eligible to receive a retirement benefit at age 50 and termination of employment. The member may elect to receive a lifetime monthly annuity or a lump sum withdrawal.

The Combined Plan offers features of both the DB Plan and the DC Plan. In the Combined Plan, member contributions are allocated among investment choices by the member, and employer contributions are used to fund the defined benefit payment at a reduced level from the regular DB Plan. The defined benefit portion of the Combined Plan payment is payable to a member on or after age 60 with five years of services. The defined contribution portion of the account may be taken as a lump sum payment or converted to a lifetime monthly annuity at age 50.

New members who choose the DC Plan or Combined Plan will have another opportunity to reselect a permanent plan during their fifth year of membership. Members may remain in the same plan or transfer to another STRS plan. The optional annuitization of a member's defined contribution account or the defined contribution portion of a member's Combined Plan account to a lifetime benefit results in STRS bearing the risk of investment gain or loss on the account. STRS has therefore included all three plan options as one defined benefit plan for GASB 68 reporting purposes.

A DB or Combined Plan member with five or more years of credited service who is determined to be disabled may qualify for a disability benefit. Eligible survivors of members who die before service retirement may qualify for monthly benefits. New members on or after July 1, 2013, must have at least ten years of qualifying service credit that apply for disability benefits. Members in the DC Plan who become disabled are entitled only to their account balance. If a member of the DC Plan dies before retirement benefits begin, the member's designated beneficiary is entitled to receive the member's account balance.

COSHOCTON COUNTY, OHIO

NOTES TO THE BASIC FINANCIAL STATEMENTS
FOR THE YEAR ENDED DECEMBER 31, 2016

NOTE 18 - DEFINED BENEFIT PENSION PLANS - (Continued)

Funding Policy - Employer and member contribution rates are established by the State Teachers Retirement Board and limited by Chapter 3307 of the Ohio Revised Code. The statutory maximum employee contribution rate was increased one percent July 1, 2014, and will be increased one percent each year until it reaches 14 percent on July 1, 2016. For January 1, 2016 through June 30, 2016, plan members were required to contribute 13 percent of their annual covered salary. For July 1, 2016 through December 31, 2016, plan members were required to contribute 14 percent of their annual covered salary. The County was required to contribute 14 percent; the entire 14 percent was the portion used to fund pension obligations. The 2016 contribution rates were equal to the statutory maximum rates.

The County's contractually required contribution to STRS was \$45,354 for 2016. Of this amount, \$1,479 is reported as due to other governments.

Pension Liabilities/Assets, Pension Expense, and Deferred Outflows of Resources and Deferred Inflows of Resources Related to Pensions

The net pension liability and net pension asset for the OPERS Traditional Pension Plan and Combined Plan and Member-Directed Plan, respectively, were measured as of December 31, 2015, and the total pension liability or asset used to calculate the net pension liability or asset was determined by an actuarial valuation as of that date. STRS's total pension liability was measured as of June 30, 2016, and the total pension liability used to calculate the net pension liability was determined by an actuarial valuation as of that date. The County's proportion of the net pension liability or asset was based on the County's share of contributions to the pension plan relative to the contributions of all participating entities. Following is information related to the proportionate share and pension expense:

	<u>OPERS</u>	<u>STRS</u>	<u>Total</u>
Proportion of the net pension liability prior measurement date	0.119920%	0.00267909%	
Proportion of the net pension liability current measurement date	<u>0.120146%</u>	<u>0.00274362%</u>	
Change in proportionate share	<u>0.000226%</u>	<u>0.00006453%</u>	
Proportion of the net pension asset prior measurement date	0.089523%		
Proportion of the net pension asset current measurement date	<u>0.146193%</u>		
Change in proportionate share	<u>0.056670%</u>		
Proportionate share of the net pension liability	\$ 20,254,366	\$ 918,372	\$ 21,172,738
Proportionate share of the net pension asset	40,395	-	40,395
Pension expense	2,988,954	(57,959)	2,930,995

COSHOCTON COUNTY, OHIO

NOTES TO THE BASIC FINANCIAL STATEMENTS
FOR THE YEAR ENDED DECEMBER 31, 2016

NOTE 18 - DEFINED BENEFIT PENSION PLANS - (Continued)

At December 31, 2016, the County reported deferred outflows of resources and deferred inflows of resources related to pensions from the following sources:

	<u>OPERS</u>	<u>STRS</u>	<u>Total</u>
Deferred outflows of resources			
Differences between expected and actual experience	\$ 1,580	\$ 37,108	\$ 38,688
Net difference between projected and actual earnings on pension plan investments	5,971,226	76,248	6,047,474
Changes in employer's proportionate percentage/ difference between employer contributions	194	19,965	20,159
County contributions subsequent to the measurement date	<u>1,954,651</u>	<u>23,094</u>	<u>1,977,745</u>
Total deferred outflows of resources	<u><u>\$ 7,927,651</u></u>	<u><u>\$ 156,415</u></u>	<u><u>\$ 8,084,066</u></u>
Deferred inflows of resources			
Differences between expected and actual experience	\$ 409,683	\$ -	\$ 409,683
Changes in employer's proportionate percentage/ difference between employer contributions	<u>27,508</u>	<u>37,311</u>	<u>64,819</u>
Total deferred inflows of resources	<u><u>\$ 437,191</u></u>	<u><u>\$ 37,311</u></u>	<u><u>\$ 474,502</u></u>

\$1,977,745 reported as deferred outflows of resources related to pension resulting from County contributions subsequent to the measurement date will be recognized as a reduction of the net pension liability/asset in the year ending December 31, 2017.

Other amounts reported as deferred outflows of resources and deferred inflows of resources related to pension will be recognized in pension expense as follows:

Year Ending December 31:	<u>OPERS</u>	<u>STRS</u>	<u>Total</u>
2017	\$ 1,281,046	\$ 10,524	\$ 1,291,570
2018	1,395,865	10,524	1,406,389
2019	1,517,946	39,780	1,557,726
2020	1,349,215	35,179	1,384,394
2021	(2,121)	3	(2,118)
Thereafter	<u>(6,142)</u>	<u>-</u>	<u>(6,142)</u>
Total	<u><u>\$ 5,535,809</u></u>	<u><u>\$ 96,010</u></u>	<u><u>\$ 5,631,819</u></u>

COSHOCTON COUNTY, OHIO

NOTES TO THE BASIC FINANCIAL STATEMENTS
FOR THE YEAR ENDED DECEMBER 31, 2016

NOTE 18 - DEFINED BENEFIT PENSION PLANS - (Continued)

Actuarial Assumptions - OPERS

Actuarial valuations of an ongoing plan involve estimates of the values of reported amounts and assumptions about the probability of occurrence of events far into the future. Examples include assumptions about future employment, mortality, and cost trends. Actuarially determined amounts are subject to continual review or modification as actual results are compared with past expectations and new estimates are made about the future.

Projections of benefits for financial reporting purposes are based on the substantive plan (the plan as understood by the employers and plan members) and include the types of benefits provided at the time of each valuation. The total pension liability/asset in the December 31, 2015, actuarial valuation was determined using the following actuarial assumptions, applied to all periods included in the measurement:

Wage inflation	3.75 percent
Future salary increases, including inflation	4.25 to 10.05 percent including wage inflation
COLA or ad hoc COLA	Pre 1/7/2013 retirees: 3 percent, simple Post 1/7/2013 retirees: 3 percent, simple through 2018, then 2.80% simple
Investment rate of return	8 percent
Actuarial cost method	Individual entry age

Mortality rates were based on the RP-2000 Mortality Table projected 20 years using Projection Scale AA. For males, 105 percent of the combined healthy male mortality rates were used. For females, 100 percent of the combined healthy female mortality rates were used. The mortality rates used in evaluating disability allowances were based on the RP-2000 mortality table with no projections. For males 120 percent of the disabled female mortality rates were used set forward two years. For females, 100 percent of the disabled female mortality rates were used.

The most recent experience study was completed for the five year period ended December 31, 2010.

The long-term rate of return on defined benefit investment assets was determined using a building-block method in which best-estimate ranges of expected future real rates of return are developed for each major asset class. These ranges are combined to produce the long-term expected real rate of return by weighting the expected future real rates of return by the target asset allocation percentage, adjusted for inflation.

OPERS manages investments in four investment portfolios: the Defined Benefits portfolio, the Health Care portfolio, the 401 (h) Health Care Trust portfolio, the 115 Health Care Trust portfolio and the Defined Contribution portfolio. The Defined Benefit portfolio includes the investment assets of the Traditional Pension Plan, the defined benefit component of the Combined Plan, the annuitized accounts of the Member-Directed Plan and the VEBA Trust. Within the Defined Benefit portfolio, contributions into the plans are all recorded at the same time, and benefit payments all occur on the first of the month. Accordingly, the money-weighted rate of return is considered to be the same for all plans within the portfolio. The money weighted rate of return, net of investments expense, for the Defined Benefit portfolio is 0.40 percent for 2015.

COSHOCTON COUNTY, OHIO

NOTES TO THE BASIC FINANCIAL STATEMENTS
FOR THE YEAR ENDED DECEMBER 31, 2016

NOTE 18 - DEFINED BENEFIT PENSION PLANS - (Continued)

The allocation of investment assets with the Defined Benefit portfolio is approved by the OPERS Board of Trustees as outlined in the annual investment plan. Plan assets are managed on a total return basis with a long-term objective of achieving and maintaining a fully funded status for the benefits provided through the defined benefit pension plans. The table below displays the Board-approved asset allocation policy for 2015 and the long-term expected real rates of return:

Asset Class	Target Allocation	Weighted Average Long-Term Expected Real Rate of Return (Arithmetic)
Fixed income	23.00 %	2.31 %
Domestic equities	20.70	5.84
Real estate	10.00	4.25
Private equity	10.00	9.25
International equities	18.30	7.40
Other investments	18.00	4.59
Total	100.00 %	5.27 %

Discount Rate - The discount rate used to measure the total pension liability/asset was 8 percent for both the Traditional Pension Plan, the Combined Plan and Member-Directed Plan. The projection of cash flows used to determine the discount rate assumed that contributions from plan members and those of the contributing employers are made at the contractually required rates, as actuarially determined. Based on those assumptions, the pension plan's fiduciary net position was projected to be available to make all projected future benefits payments of current plan members. Therefore, the long-term expected rate of return on pension plan investments for the Traditional Pension Plan, Combined Plan and Member-Directed Plan was applied to all periods of projected benefit payments to determine the total pension liability.

Sensitivity of the County's Proportionate Share of the Net Pension Liability / Asset to Changes in the Discount Rate - The following table presents the County's proportionate share of the net pension liability/asset calculated using the current period discount rate assumption of 8 percent, as well as what the County's proportionate share of the net pension liability/asset would be if it were calculated using a discount rate that is one-percentage-point lower (7 percent) or one-percentage-point higher (9 percent) than the current rate:

	1% Decrease (7.00%)	Current Discount Rate (8.00%)	1% Increase (9.00%)
County's proportionate share of the net pension liability (asset):			
Traditional Pension Plan	\$ 32,270,153	\$ 20,254,366	\$ 10,119,430
Combined Plan	(825)	(40,167)	(71,812)
Member-Directed Plan	597	\$(228)	(597)

COSHOCTON COUNTY, OHIO

NOTES TO THE BASIC FINANCIAL STATEMENTS
FOR THE YEAR ENDED DECEMBER 31, 2016

NOTE 18 - DEFINED BENEFIT PENSION PLANS - (Continued)

Changes Between Measurement Date and Report Date - In October 2016, the OPERS Board of Trustees adopted certain assumption changes which impacted their annual actuarial valuation prepared as of December 31, 2016. The most significant changes are a reduction in the expected investment return to 7.50% from 8.00%, the expected long-term average wage inflation was reduced to 3.25% from 3.75%, the expected long-term average price inflation was reduced to 2.50% from 3.00% and a change to various demographic assumptions. Although the exact amount of these changes is not known, the impact to the County's net pension liability is expected to be significant.

Actuarial Assumptions - STRS

The total pension liability in the June 30, 2016, actuarial valuation was determined using the following actuarial assumptions, applied to all periods included in the measurement:

Inflation	2.75 percent
Projected salary increases	2.75 percent at age 70 to 12.25 percent at age 20
Investment Rate of Return	7.75 percent, net of investment expenses
Cost-of-Living Adjustments (COLA)	2 percent simple applied as follows: for members retiring before August 1, 2013, 2 percent per year; for members retiring August 1, 2013, or later, 2 percent COLA paid on fifth anniversary of retirement date.

Mortality rates were based on the RP-2000 Combined Mortality Table (Projection 2022—Scale AA) for Males and Females. Males' ages are set-back two years through age 89 and no set-back for age 90 and above. Females younger than age 80 are set back four years, one year set back from age 80 through 89 and not set back from age 90 and above.

Actuarial assumptions used in the June 30, 2016, valuation are based on the results of an actuarial experience study, effective July 1, 2012.

The 10 year expected real rate of return on pension plan investments was determined by STRS' investment consultant by developing best estimates of expected future real rates of return for each major asset class. The target allocation and best estimates of geometric real rates of return for each major asset class are summarized as follows:

<u>Asset Class</u>	<u>Target Allocation</u>	<u>Long-Term Expected Real Rate of Return</u>
Domestic Equity	31.00 %	8.00 %
International Equity	26.00	7.85
Alternatives	14.00	8.00
Fixed Income	18.00	3.75
Real Estate	10.00	6.75
Liquidity Reserves	<u>1.00</u>	3.00
Total	<u><u>100.00 %</u></u>	

COSHOCTON COUNTY, OHIO

NOTES TO THE BASIC FINANCIAL STATEMENTS
FOR THE YEAR ENDED DECEMBER 31, 2016

NOTE 18 - DEFINED BENEFIT PENSION PLANS - (Continued)

Discount Rate - The discount rate used to measure the total pension liability was 7.75 percent as of June 30, 2016. The projection of cash flows used to determine the discount rate assumes member and employer contributions will be made at the statutory contribution rates in accordance with rate increases described above. For this purpose, only employer contributions that are intended to fund benefits of current plan members and their beneficiaries are included. Projected employer contributions that are intended to fund the service costs of future plan members and their beneficiaries, as well as projected contributions from future plan members, are not included. Based on those assumptions, STRS' fiduciary net position was projected to be available to make all projected future benefit payments to current plan members as of June 30, 2016. Therefore, the long-term expected rate of return on pension plan investments of 7.75 percent was applied to all periods of projected benefit payment to determine the total pension liability as of June 30, 2016.

Sensitivity of the County's Proportionate Share of the Net Pension Liability to Changes in the Discount Rate - The following table presents the County's proportionate share of the net pension liability calculated using the current period discount rate assumption of 7.75 percent, as well as what the County's proportionate share of the net pension liability would be if it were calculated using a discount rate that is one-percentage-point lower (6.75 percent) or one-percentage-point higher (8.75 percent) than the current rate:

	1% Decrease (7.25%)	Current Discount Rate (8.25%)	1% Increase (9.25%)
County's proportionate share of the net pension liability	\$ 1,220,442	\$ 918,372	\$ 663,559

NOTE 19 - POSTRETIREMENT BENEFIT PLANS

A. Ohio Public Employees Retirement System

Plan Description - OPERS maintains a cost-sharing multiple employer defined benefit post-employment healthcare plan, which includes a medical plan, prescription drug program and Medicare Part B premium reimbursement, to qualifying members of both the Traditional Pension Plan and the Combined Plan. Members of the Member-Directed Plan do not qualify for ancillary benefits, including post-employment health care coverage. OPERS funds a Retiree Medical Account (RMA) for participants in the Member-Directed Plan. At retirement or refund, participants can be reimbursed for qualified medical expenses from their vested RMA balance.

To qualify for post-employment health care coverage, age-and-service retirees under the Traditional Pension and Combined Plans must have twenty years or more of qualifying Ohio service credit. The Ohio Revised Code permits, but does not mandate, OPERS to provide OPEB benefits to its eligible members and beneficiaries. Authority to establish and amend benefits is provided in Chapter 145 of the Ohio Revised Code.

In March 2016, OPERS received two favorable rulings from the Internal Revenue Service allowing OPERS to consolidate all health care assets into the OPERS 115 Health Care Trust. Transition to the new health care trust structure was completed July 1, 2016.

Disclosures for the healthcare plan are presented separately in the OPERS financial report which may be obtained by visiting <https://www.opers.org/financial/reports.shtml>, writing to OPERS, 277 East Town Street, Columbus, OH 43215-4642 or by calling (800) 222-7377.

COSHOCTON COUNTY, OHIO

NOTES TO THE BASIC FINANCIAL STATEMENTS FOR THE YEAR ENDED DECEMBER 31, 2016

NOTE 19 - POSTRETIREMENT BENEFIT PLANS - (Continued)

Funding Policy - The post-employment healthcare plan was established under, and is administered in accordance with, Internal Revenue Code Section 401(h). State statute requires that public employers fund post-employment healthcare through contributions to OPERS. A portion of each employer's contribution to the Traditional or Combined Plans is set aside for the funding of post-employment health care.

Employer contribution rates are expressed as a percentage of the covered payroll of active employees. In 2016, State and Local employers contributed at a rate of 14.0% of earnable salary and Public Safety and Law Enforcement employers contributed at 18.1%. Each year the OPERS' Retirement Board determines the portion of the employer contribution rate that will be set aside for the funding of the postemployment health care benefits. The portion of employer contributions allocated to fund post-employment healthcare for members in the Traditional Plan and Combined Plan for 2016 was 2.00%. As recommended by OPERS' actuary, the portion of employer contributions allocated to health care beginning January 1, 2017 decreased to 1.0% for both plans.

The OPERS Retirement Board is also authorized to establish rules for the payment of a portion of the health care benefits provided, by the retiree or their surviving beneficiaries. Payment amounts vary depending on the number of covered dependents and the coverage selected. Active members do not make contributions to the post-employment healthcare plan.

The County's contributions allocated to fund post-employment health care benefits for the years ended December 31, 2016, 2015, and 2014 were \$319,670, \$285,313, and \$296,762, respectively; 90.83% has been contributed for 2016 and 100% has been contributed for 2015 and 2014. The remaining 2016 post-employment health care benefits liability has been reported as due to other governments on the basic financial statements.

Changes to the health care plan were adopted by the OPERS Board of Trustees on September 19, 2012, with a transition plan commencing January 1, 2014. With the recent passage of pension legislation under State Bill 343 and the approved health care changes, OPERS expects to be able to consistently allocate 4.00% of the employer contributions toward the health care fund after the end of the transition period.

B. State Teachers Retirement System of Ohio

Plan Description - The County contributes to the cost sharing, multiple employer defined benefit Health Plan (the "Plan") administered by the State Teachers Retirement System of Ohio (STRS) for eligible retirees who participated in the defined benefit or combined pension plans offered by STRS. Benefits include hospitalization, physicians' fees, prescription drugs and reimbursement of monthly Medicare Part B premiums. The Plan is included in the report of STRS which may be obtained by visiting www.strsoh.org or by calling (888) 227-7877.

Funding Policy - Ohio law authorizes STRS to offer the Plan and gives the Retirement Board authority over how much, if any, of the health care costs will be absorbed by STRS. Active employee members do not contribute to the Plan. All benefit recipients pay a monthly premium. Under Ohio law, funding for post-employment health care may be deducted from employer contributions. For 2016, STRS did not allocate any percentage of employer contributions to the Health Care Stabilization Fund. The County's contributions for health care for the years ended December 31, 2016, 2015 and 2014 were \$0, \$0 and \$2,840, respectively. The full amount has been contributed for 2014.

COSHOCTON COUNTY, OHIO

NOTES TO THE BASIC FINANCIAL STATEMENTS FOR THE YEAR ENDED DECEMBER 31, 2016

NOTE 20 - RELATED PARTY TRANSACTIONS

Coshocton County Airport authority is a component unit of Coshocton County. During 2016, the County Airport Authority received an operating transfer from the County in the amount of \$27,918.

Additionally, the County pays salary and fringe benefits for Airport Authority employees, with the exception of the Airport Authority's Secretary – Treasurer. During 2016, the County paid Airport Authority employees' salaries and fringe benefits of \$123,653. The Airport Authority obtains federal grants that have matching requirements of 5% and 10%, depending on the grant. Matching requirements are made from non-federal revenue sources. The County pays the local matching requirement of the Airport Authority grants. During 2016, the County paid \$17,560 to Airport Authority vendors to make the local matching requirements.

NOTE 21 - BUDGETARY BASIS OF ACCOUNTING

While reporting financial position, results of operations, and changes in fund balance on the basis of accounting principles generally accepted in the United States of America (GAAP), the budgetary basis as provided by law is based upon accounting for certain transactions on a basis of cash receipts and disbursements.

The statement of revenue, expenditures and changes in fund balance - budget and actual (non-GAAP budgetary basis) presented for the general fund, the human services fund, the motor vehicle license and gasoline tax fund, the county board of DD fund and the emergency ambulance levy fund are presented on the budgetary basis to provide a meaningful comparison of actual results with the budget. The major differences between the budget basis and the GAAP basis are that:

- (a) Revenues and other financing sources are recorded when received in cash (budget basis) as opposed to when susceptible to accrual (GAAP basis);
- (b) Expenditures and other financing uses are recorded when paid in cash (budget basis) as opposed to when the liability is incurred (GAAP basis);
- (c) In order to determine compliance with Ohio law, and to reserve that portion of the applicable appropriation, total outstanding encumbrances (budget basis) are recorded as the equivalent of an expenditure, as opposed to restricted, assigned or committed fund balance for that portion of outstanding encumbrances not already recognized as an account payable (GAAP basis);
- (d) Advances-in and advances-out are operating transactions (budget basis) as opposed to balance sheet transactions (GAAP basis); and
- (e) Some funds are included in the general fund (GAAP basis), but have separate legally adopted budgets (budget basis).

COSHOCTON COUNTY, OHIO

NOTES TO THE BASIC FINANCIAL STATEMENTS
FOR THE YEAR ENDED DECEMBER 31, 2016

NOTE 21 - BUDGETARY BASIS OF ACCOUNTING - (Continued)

The following table summarizes the adjustments necessary to reconcile the GAAP basis statements (as reported in the fund financial statements) to the budgetary basis statements for all governmental funds for which a budgetary basis statement is presented:

	Net Change in Fund Balance				
	<u>General fund</u>	<u>Human Services</u>	<u>Motor Vehicle License and Gasoline Tax</u>	<u>County Board of DD</u>	<u>Emergency Ambulance Levy</u>
Budget basis	\$ 95,826	\$ (215,534)	\$ (667,130)	\$ 482,477	\$ 74,494
Net adjustment for revenue accruals	2,139	(85,263)	322,887	12,323	(4,966)
Net adjustment for expenditure accruals	90,658	182,643	(267,851)	40,681	(1,339)
Net adjustment for other sources/uses	(59,890)	(171,593)	(6,047)	(44)	-
Funds budgeted elsewhere	(101,248)	-	-	-	-
Adjustment for encumbrances	<u>496,041</u>	<u>113,660</u>	<u>455,399</u>	<u>138,542</u>	<u>60,510</u>
GAAP basis	<u>\$ 523,526</u>	<u>\$ (176,087)</u>	<u>\$ (162,742)</u>	<u>\$ 673,979</u>	<u>\$ 128,699</u>

Certain funds that are legally budgeted in separate special revenue funds are considered part of the general fund on a GAAP basis. This includes the county recorder equipment fund and the certificate of title administration fund.

THIS SPACE INTENTIONALLY LEFT BLANK

COSHOCTON COUNTY, OHIO

NOTES TO THE BASIC FINANCIAL STATEMENTS
FOR THE YEAR ENDED DECEMBER 31, 2016

NOTE 22 - FUND BALANCE

Fund balance is classified as nonspendable, restricted, committed, assigned and/or unassigned based primarily on the extent to which the County is bound to observe constraints imposed upon the use of resources in the governmental funds. The constraints placed on fund balance for the major governmental funds and all other governmental funds are presented below:

Fund balance	General	Human Services	Motor Vehicle and Gas Tax Fund	County Board of DD Fund	Emergency Ambulance Levy Fund	Nonmajor Governmental Funds	Total Governmental Funds
Nonspendable:							
Prepayments	\$ 62,688	\$ -	\$ -	\$ -	\$ -	\$ -	\$ 62,688
Materials and supplies inventory	47,484	2,800	256,156	1,202	48,408	7,288	363,338
Unclaimed monies	112,565	-	-	-	-	-	112,565
Total nonspendable	222,737	2,800	256,156	1,202	48,408	7,288	538,591
Restricted:							
Capital projects	-	-	-	-	-	128,793	128,793
Debt service	-	-	-	-	-	144,451	144,451
Public works	-	-	1,502,258	-	-	298,026	1,800,284
Human services	-	-	-	-	-	369,287	369,287
Health	-	-	-	5,775,184	-	295,088	6,070,272
General government operations	-	-	-	-	-	894,641	894,641
Public safety programs	-	-	-	-	-	595,239	595,239
Other purposes	-	-	-	-	-	56,632	56,632
Total restricted	-	-	1,502,258	5,775,184	-	2,782,157	10,059,599
Committed:							
Human services	-	-	-	-	-	201,504	201,504
Health	-	-	-	-	1,071,386	-	1,071,386
Public safety programs	-	-	-	-	-	229,083	229,083
Total committed	-	-	-	-	1,071,386	430,587	1,501,973
Assigned:							
Public works	11,860	-	-	-	-	-	11,860
Human services	4,311	-	-	-	-	-	4,311
General government operations	168,782	-	-	-	-	-	168,782
Public safety programs	131,632	-	-	-	-	-	131,632
Public health and welfare	39,111	-	-	-	-	-	39,111
Other purposes	66,412	-	-	-	-	-	66,412
Subsequent year appropriations	2,194,732	-	-	-	-	-	2,194,732
Total assigned	2,616,840	-	-	-	-	-	2,616,840
Unassigned (deficit)	1,390,442	(39,833)	-	-	-	(43,860)	1,306,749
Total fund balances	\$ 4,230,019	\$ (37,033)	\$ 1,758,414	\$ 5,776,386	\$ 1,119,794	\$ 3,176,172	\$ 16,023,752

COSHOCTON COUNTY, OHIO

NOTES TO THE BASIC FINANCIAL STATEMENTS
FOR THE YEAR ENDED DECEMBER 31, 2016

NOTE 23 - OTHER COMMITMENTS

The County utilizes encumbrance accounting as part of its budgetary controls. Encumbrances outstanding at year end may be reported as part of restricted, committed, or assigned classifications of fund balance. At year end, the County's commitments for encumbrances in the governmental funds were as follows:

<u>Fund</u>	<u>Year - End Encumbrances</u>
General	\$ 422,108
Human services	67,357
Motor vehicle and gas tax	386,552
County board of DD	121,498
Emergency ambulance levy	29,155
Other governmental	<u>379,063</u>
Total	<u>\$ 1,405,733</u>

NOTE 24 - TAX ABATEMENTS

As of December 31, 2016, the County provides tax abatements through an Enterprise Zone (Ezone). These programs relate to the abatement of property taxes.

Ezone - Under the authority of ORC Sections 5709.62 and 5709.63, the Ezone program is an economic development tool administered by municipal and county governments that provides real and personal property tax exemptions to businesses making investments in Ohio. An Ezone is a designated area of land in which businesses can receive tax incentives in the form of tax exemptions on qualifying new investment. An Ezone's geographic area is identified by the local government involved in the creation of the zone. Once the zone is defined, the local legislative authority participating in the creation must petition the OSDA. The OSDA must then certify the area for it to become an active Enterprise Zone. The local legislative authority, in conjunction with the Coshocton Port Authority negotiates the terms of the Enterprise Zone Agreement (the "Agreement") with the business, which may include tax sharing with the Board of Education. Legislation must then be passed to approve the Agreement. All Agreements must be finalized before the project begins and may contain provisions for the recoupment of taxes should the individual or entity fail to perform. Once the Department of Taxation approves the agreement, the amount of the abatement is deducted from the business's property tax bill by removing the valuation from the taxable parcel and listing the associated assessed value on the exempt tax list.

The County has jointly entered into agreements with the City of Coshocton to abate property taxes through this program. During 2016, the County's property tax revenues were reduced as a result of these agreements as follows:

<u>Tax Abatement Program</u>	<u>County Taxes Abated</u>
Ezone	<u>\$ 10,558</u>
Total	<u>\$ 10,558</u>

COSHOCTON COUNTY, OHIO

NOTES TO THE BASIC FINANCIAL STATEMENTS
FOR THE YEAR ENDED DECEMBER 31, 2016

NOTE 25 - COSHOCTON COUNTY REGIONAL AIRPORT AUTHORITY - COMPONENT UNIT

A. Reporting Entity

The Coshocton County Regional Airport Authority, Coshocton County, (the Airport) is a body corporate and politic established to exercise the rights and privileges conveyed to it by the constitution and laws of the State of Ohio. The Authority is directed by a seven member Board, with a majority of the Board appointed by the Coshocton County Commissioners. The Board has the authority to exercise all of the powers and privileges provided under the law. These powers include the ability to sue or be sued in its corporate name; the power to establish and collect rates, rentals, and other charges; the authority to acquire, construct, operate, manage and maintain airport facilities; the authority to buy and sell real and personal property; and the authority to issue debt for acquiring or constructing any facility or permanent improvement. Since the Airport imposes a financial burden on the County, the Airport is reflected as a component unit of Coshocton County. The Airport has a December 31 year end.

B. Summary of Significant Accounting Policies

The Airport reports its operations as a single enterprise fund. Enterprise accounting is used to report any activity for which a fee is charged to external users for goods or services.

1. *Measurement Focus and Basis of Accounting*

The Airport's fund is accounted for on a flow of economic resources measurement focus. With this measurement focus, all assets plus deferred outflows of resources and all liabilities plus deferred inflows of resources associated with the operation of this fund are included on the statement of net position. The statement of activities presents increases (e.g., revenues) and decreases (e.g., expenses) in net total position. Basis of accounting refers to when revenues and expenses are recognized in the accounts and reported in the financial statements. Basis of accounting relates to the timing of the measurements made. The Airport used the full accrual basis of accounting in which revenue is recognized when earned and expenses when incurred.

2. *Cash*

Cash received by the Airport is maintained in three separate checking accounts and a savings account. Separate checking accounts are used to track cash activity related to the Airport's general fund, FAA federal activity, and special events, respectively. The savings accounts also holds general fund cash. The Airport has no investments.

3. *Capital Assets*

Capital assets at the Airport are capitalized. All capital assets are capitalized at cost (or estimated historical cost) and updated for the cost of additions and retirements during the year.

Donated capital assets are recorded at their fair market values as of the date donated.

The cost of normal maintenance and repairs that do not add to the value of the asset or materially extend asset lives are not capitalized. Improvements are capitalized and depreciated over the remaining useful lives of the related fund capital assets.

COSHOCTON COUNTY, OHIO

NOTES TO THE BASIC FINANCIAL STATEMENTS
FOR THE YEAR ENDED DECEMBER 31, 2016

**NOTE 25 - COSHOCTON COUNTY REGIONAL AIRPORT AUTHORITY - COMPONENT UNIT -
(Continued)**

Depreciation is computed using the straight-line basis over the following estimated useful lives:

<u>Description</u>	<u>Estimated Lives</u>
Buildings and Improvements	20 - 80 years
Furniture and Equipment	8 - 15 years
Vehicles	10 - 20 years
Infrastructure	10 - 50 years

4. *Estimates*

The preparation of financial statements in conformity with GAAP requires management to make estimates and assumptions that affect the amounts reported on the financial statements and accompanying notes. Actual results may differ from those estimates.

5. *Inventories*

Inventories are presented at cost on a first in, first out basis and are expensed when resold. Inventories held for resale primarily consist of fuel.

C. Implementation of New Accounting Principles

For the year ended December 31, 2016, the Airport has implemented Governmental Accounting Standards Board (GASB) Statement No. 72, *Fair Value Measurement and Application*, GASB Statement No. 73, *Accounting and Financial Reporting for Pensions and Related Assets That Are Not within the Scope of GASB Statement 68*, and *Amendments to Certain Provisions of GASB Statements 67 and 68*, GASB Statement No. 76, *The Hierarchy of Generally Accepted Accounting Principles for State and Local Governments*, GASB Statement No. 77, *Tax Abatement Disclosures*, GASB Statement No. 78, *Pensions Provided through Certain Multiple-Employer Defined Benefit Pension Plans*, and GASB Statement No. 79, *Certain External Investment Pools and Pool Participants*.

GASB Statement No. 72 clarifies the definition of fair value for financial reporting purposes, establishes general principles for measuring fair value, provides additional fair value application guidance, and enhances disclosures about fair value measurements. These changes were incorporated in the Airport's fiscal year 2016 note disclosures; however, there was no effect on beginning net position/fund balance. OR The implementation of GASB Statement No. 72 did not have an effect on the financial statements of the Airport.

GASB Statement No. 73 establishes requirements for defined benefit pensions that are not within the scope of GASB Statement No. 68 as well as for the assets accumulated for purposes of providing those pensions. In addition, it establishes requirements for defined contribution pensions that are not within the scope of Statement 68. It also clarifies the application of certain provisions of GASB Statements 67 and 68. The implementation of GASB Statement No. 73 did not have an effect on the financial statements of the Airport.

GASB Statement No. 76 reduces the GAAP hierarchy to two categories of authoritative GAAP and addresses the use of authoritative and nonauthoritative literature in the event that the accounting treatment for a transaction or other event is not specified within a source of authoritative GAAP. The implementation of GASB Statement No. 76 did not have an effect on the financial statements of the Airport.

COSHOCTON COUNTY, OHIO

NOTES TO THE BASIC FINANCIAL STATEMENTS
FOR THE YEAR ENDED DECEMBER 31, 2016

**NOTE 25 - COSHOCTON COUNTY REGIONAL AIRPORT AUTHORITY - COMPONENT UNIT -
(Continued)**

GASB Statement No. 77 requires disclosure of tax abatement information about (1) a reporting government's own tax abatement agreements and (2) those that are entered into by other governments and that reduce the reporting government's tax revenues. The implementation of GASB Statement No. 77 did not have an effect on the financial statements of the Airport.

GASB Statement No. 78 amends the scope of GASB Statement No. 68 to exclude certain multiple-employer defined benefit pension plans provided to employees of state and local governments on the basis that obtaining the measurements and other information required by GASB Statement No. 68 was not feasible. The implementation of GASB Statement No. 78 did not have an effect on the financial statements of the Airport.

GASB Statement No. 79 establishes accounting and financial reporting standards for qualifying external investment pools that elect to measure for financial reporting purposes all of their investments at amortized cost. This Statement provides accounting and financial reporting guidance also establishes additional note disclosure requirements for governments that participate in those pools. The Airport participates in STAR Ohio which implemented GASB Statement No. 79 for fiscal year 2016. The implementation of GASB Statement No. 79 did not have an effect on the financial statements of the Airport.

D. Deposits and Investments

At year end, the carrying amount of the Airport's deposits was \$93,765 and the bank balance was \$91,769. The entire balance was covered by Federal Deposit Insurance Corporation. The Airport has no investments. The Airport also had \$300 in cash on hand.

E. Capital Assets

	Balance 12/31/15	Additions	Deductions	Balance 12/31/16
<i>Capital assets, not being depreciated:</i>				
Land	\$ 189,296	\$ -	\$ -	\$ 189,296
Total capital assets, not being depreciated	<u>189,296</u>	<u>-</u>	<u>-</u>	<u>189,296</u>
<i>Capital assets, being depreciated:</i>				
Building and improvements	675,000	-	-	675,000
Infrastructure	4,930,844	-	-	4,930,844
Vehicles	14,394	-	-	14,394
Furniture and equipment	432,627	8,500	-	441,127
Total cost	<u>6,052,865</u>	<u>8,500</u>	<u>-</u>	<u>6,061,365</u>
<i>Less: accumulated depreciation:</i>				
Building and improvements	(261,250)	(11,250)	-	(272,500)
Infrastructure	(1,866,821)	(197,234)	-	(2,064,055)
Vehicles	(14,394)	-	-	(14,394)
Furniture and equipment	(291,008)	(18,233)	-	(309,241)
Total accumulated depreciation	<u>(2,433,473)</u>	<u>(226,717)</u>	<u>-</u>	<u>(2,660,190)</u>
Total capital assets, being depreciated net	<u>3,619,392</u>	<u>(218,217)</u>	<u>-</u>	<u>3,401,175</u>
Total capital assets, net	<u>\$ 3,808,688</u>	<u>\$ (218,217)</u>	<u>\$ -</u>	<u>\$ 3,590,471</u>

COSHOCTON COUNTY, OHIO

NOTES TO THE BASIC FINANCIAL STATEMENTS
FOR THE YEAR ENDED DECEMBER 31, 2016

**NOTE 25 - COSHOCTON COUNTY REGIONAL AIRPORT AUTHORITY - COMPONENT UNIT -
(Continued)**

F. Defined Benefit Pension Plan

Net Pension Liability

The net pension liability reported on the statement of net position represents a liability to employees for pensions. Pensions are a component of exchange transactions—between an employer and its employees—of salaries and benefits for employee services. Pensions are provided to an employee—on a deferred-payment basis—as part of the total compensation package offered by an employer for employee services each financial period. The obligation to sacrifice resources for pensions is a present obligation because it was created as a result of employment exchanges that already have occurred.

The net pension liability represents the Airport’s proportionate share of each pension plan’s collective actuarial present value of projected benefit payments attributable to past periods of service, net of each pension plan’s fiduciary net position. The net pension liability calculation is dependent on critical long-term variables, including estimated average life expectancies, earnings on investments, cost of living adjustments and others. While these estimates use the best information available, unknowable future events require adjusting this estimate annually.

Ohio Revised Code limits the Airport’s obligation for this liability to annually required payments. The Airport cannot control benefit terms or the manner in which pensions are financed; however, the Airport does receive the benefit of employees’ services in exchange for compensation including pension.

GASB 68 assumes the liability is solely the obligation of the employer, because (1) they benefit from employee services; and (2) State statute requires all funding to come from these employers. All contributions to date have come solely from these employers (which also includes costs paid in the form of withholdings from employees). State statute requires the pension plans to amortize unfunded liabilities within 30 years. If the amortization period exceeds 30 years, each pension plan’s board must propose corrective action to the State legislature. Any resulting legislative change to benefits or funding could significantly affect the net pension liability. Resulting adjustments to the net pension liability would be effective when the changes are legally enforceable.

The proportionate share of each plan’s unfunded benefits is presented as a long-term *net pension liability* on the accrual basis of accounting. Any liability for the contractually-required pension contribution outstanding at the end of the year is included in *due to other governments* on both the accrual and modified accrual bases of accounting.

Plan Description – Ohio Public Employees Retirement System (OPERS)

Plan Description - Airport employees, participate in the Ohio Public Employees Retirement System (OPERS). OPERS administers three separate pension plans. The traditional pension plan is a cost-sharing, multiple-employer defined benefit pension plan. The member-directed plan is a defined contribution plan and the combined plan is a cost-sharing, multiple-employer defined benefit pension plan with defined contribution features. While members (e.g. Airport employees) may elect the member-directed plan and the combined plan, substantially all employee members are in OPERS’ traditional plan; therefore, the following disclosure focuses on the traditional pension plan.

COSHOCTON COUNTY, OHIO

NOTES TO THE BASIC FINANCIAL STATEMENTS
FOR THE YEAR ENDED DECEMBER 31, 2016

**NOTE 25 - COSHOCTON COUNTY REGIONAL AIRPORT AUTHORITY - COMPONENT UNIT -
(Continued)**

OPERS provides retirement, disability, survivor and death benefits, and annual cost of living adjustments to members of the traditional plan. Authority to establish and amend benefits is provided by Chapter 145 of the Ohio Revised Code. OPERS issues a stand-alone financial report that includes financial statements, required supplementary information and detailed information about OPERS' fiduciary net position that may be obtained by visiting <https://www.opers.org/financial/reports.shtml>, by writing to the Ohio Public Employees Retirement System, 277 East Town Street, Columbus, Ohio 43215-4642, or by calling 800-222-7377.

Senate Bill (SB) 343 was enacted into law with an effective date of January 7, 2013. In the legislation, members were categorized into three groups with varying provisions of the law applicable to each group. The following table provides age and service requirements for retirement and the retirement formula applied to final average salary (FAS) for the three member groups under the traditional plan as per the reduced benefits adopted by SB 343 (see OPERS CAFR referenced above for additional information):

Group A Eligible to retire prior to January 7, 2013 or five years after January 7, 2013	Group B 20 years of service credit prior to January 7, 2013 or eligible to retire ten years after January 7, 2013	Group C Members not in other Groups and members hired on or after January 7, 2013
State and Local	State and Local	State and Local
Age and Service Requirements: Age 60 with 60 months of service credit or Age 55 with 25 years of service credit	Age and Service Requirements: Age 60 with 60 months of service credit or Age 55 with 25 years of service credit	Age and Service Requirements: Age 57 with 25 years of service credit or Age 62 with 5 years of service credit
Formula: 2.2% of FAS multiplied by years of service for the first 30 years and 2.5% for service years in excess of 30	Formula: 2.2% of FAS multiplied by years of service for the first 30 years and 2.5% for service years in excess of 30	Formula: 2.2% of FAS multiplied by years of service for the first 35 years and 2.5% for service years in excess of 35

Final average salary (FAS) represents the average of the three highest years of earnings over a member's career for Groups A and B. Group C is based on the average of the five highest years of earnings over a member's career.

Members who retire before meeting the age and years of service credit requirement for unreduced benefits receive a percentage reduction in the benefit amount.

When a benefit recipient has received benefits for 12 months, an annual cost of living adjustment (COLA) is provided. This COLA is calculated on the base retirement benefit at the date of retirement and is not compounded. For those retiring prior to January 7, 2013, the COLA will continue to be a 3 percent simple annual COLA. For those retiring subsequent to January 7, 2013, beginning in calendar year 2019, the COLA will be based on the average percentage increase in the Consumer Price Index, capped at 3 percent.

COSHOCTON COUNTY, OHIO

NOTES TO THE BASIC FINANCIAL STATEMENTS
FOR THE YEAR ENDED DECEMBER 31, 2016

**NOTE 25 - COSHOCTON COUNTY REGIONAL AIRPORT AUTHORITY - COMPONENT UNIT -
(Continued)**

Funding Policy - The Ohio Revised Code (ORC) provides statutory authority for member and employer contributions as follows:

	<u>State and Local</u>
2016 Statutory Maximum Contribution Rates	
Employer	14.00 %
Employee	10.00 %
2016 Actual Contribution Rates	
Employer:	
Pension	12.00 %
Post-employment Health Care Benefits	<u>2.00</u>
Total Employer	<u>14.00 %</u>
Employee	<u>10.00 %</u>

Employer contribution rates are actuarially determined and are expressed as a percentage of covered payroll. The Airport's contractually required contribution was \$718 for 2016.

Pension Liability, Pension Expense, and Deferred Outflows of Resources and Deferred Inflows of Resources Related to Pensions

The net pension liability for OPERS was measured as of December 31, 2015, and the total pension liability used to calculate the net pension liability was determined by an actuarial valuation as of that date. OPF's total pension liability was measured as of December 31, 2015, and was determined by rolling forward the total pension liability as of January 1, 2015, to December 31, 2015. The Airport's proportion of the net pension liability was based on the Airport's share of contributions to the pension plan relative to the contributions of all participating entities. Following is information related to the proportionate share and pension expense:

	<u>OPERS Traditional Plan</u>
Proportionate Share of the Net	
Pension Liability	\$ 16,628
Proportion of the Net Pension Liability	0.00009600%
Pension Expense	\$ 1,962

COSHOCTON COUNTY, OHIO

NOTES TO THE BASIC FINANCIAL STATEMENTS
FOR THE YEAR ENDED DECEMBER 31, 2016

**NOTE 25 - COSHOCTON COUNTY REGIONAL AIRPORT AUTHORITY - COMPONENT UNIT -
(Continued)**

At December 31, 2016, the Airport reported deferred outflows of resources and deferred inflows of resources related to pension from the following sources:

		OPERS <u>Traditional Plan</u>
Deferred Outflows of Resources		
Net Difference between Projected and Actual		
Earnings on Pension Plan Investments	\$	4,888
Airport Contributions Subsequent to the Measurement Date		<u>718</u>
Total Deferred Outflows of Resources	\$	<u><u>5,606</u></u>
Deferred Inflows of Resources		
Differences between Expected and Actual Experience		
Actual Experience	\$	320
Changes in Proportionate Share		<u>796</u>
Total Deferred Inflows of Resources	\$	<u><u>1,116</u></u>

\$718 reported as deferred outflows of resources related to pension resulting from Airport contributions subsequent to the measurement date will be recognized as a reduction of the net pension liability or addition of the net pension asset in the year ending December 31, 2017. Other amounts reported as deferred outflows of resources and deferred inflows of resources related to pension will be recognized in pension expense as follows:

		OPERS <u>Traditional Plan</u>
Year Ending December 31:		
2017	\$	700
2018		779
2019		1,187
2020		<u>1,106</u>
	\$	<u><u>3,772</u></u>

Actuarial Assumptions - OPERS

Actuarial valuations of an ongoing plan involve estimates of the values of reported amounts and assumptions about the probability of occurrence of events far into the future. Examples include assumptions about future employment, mortality, and cost trends. Actuarially determined amounts are subject to continual review or modification as actual results are compared with past expectations and new estimates are made about the future.

COSHOCTON COUNTY, OHIO

NOTES TO THE BASIC FINANCIAL STATEMENTS
FOR THE YEAR ENDED DECEMBER 31, 2016

**NOTE 25 - COSHOCTON COUNTY REGIONAL AIRPORT AUTHORITY - COMPONENT UNIT -
(Continued)**

Projections of benefits for financial reporting purposes are based on the substantive plan (the plan as understood by the employers and plan members) and include the types of benefits provided at the time of each valuation. The total pension liability in the December 31, 2015, actuarial valuation was determined using the following actuarial assumptions, applied to all periods included in the measurement:

<u>Actuarial Information</u>	<u>Traditional Pension Plan</u>
Wage Inflation	3.75 percent
Future Salary Increases, including inflation	4.25 percent to 10.05 percent, including wage inflation at 3.75 percent
COLA or Ad Hoc COLA	3.00 percent, simple
Investment Rate of Return	8.00 percent
Actuarial Cost Method	Individual Entry Age

Mortality rates were based on the RP-2000 Mortality Table projected 20 years using Projection Scale AA. For males, 105 percent of the combined healthy male mortality rates were used. For females, 100 percent of the combined healthy female mortality rates were used. The mortality rates used in evaluating disability allowances were based on the RP-2000 mortality table with no projections. For males 120 percent of the disabled female mortality rates were used set forward two years. For females, 100 percent of the disabled female mortality rates were used.

The most recent experience study was completed for the five year period ended December 31, 2010.

The long-term rate of return on defined benefit investment assets was determined using a building-block method in which best-estimate ranges of expected future real rates of return are developed for each major asset class. These ranges are combined to produce the long-term expected real rate of return by weighting the expected future real rates of return by the target asset allocation percentage, adjusted for inflation.

OPERS manages investments in four investment portfolios: the Defined Benefits portfolio, the Health Care portfolio, the 115 Health Care Trust portfolio and the Defined Contribution portfolio. The Defined Benefit portfolio includes the investment assets of the Traditional Pension Plan, the defined benefit component of the Combined Plan, the annuitized accounts of the Member-Directed Plan and the VEBA Trust. Within the Defined Benefit portfolio, contributions into the plans are all recorded at the same time, and benefit payments all occur on the first of the month. Accordingly, the money-weighted rate of return is considered to be the same for all plans within the portfolio. The money weighted rate of return, net of investments expense, for the Defined Benefit portfolio is 0.40 percent for 2015.

COSHOCTON COUNTY, OHIO

NOTES TO THE BASIC FINANCIAL STATEMENTS
FOR THE YEAR ENDED DECEMBER 31, 2016

**NOTE 25 - COSHOCTON COUNTY REGIONAL AIRPORT AUTHORITY - COMPONENT UNIT -
(Continued)**

The allocation of investment assets with the Defined Benefit portfolio is approved by the Board of Trustees as outlined in the annual investment plan. Plan assets are managed on a total return basis with a long-term objective of achieving and maintaining a fully funded status for the benefits provided through the defined benefit pension plans. The table below displays the Board-approved asset allocation policy for 2015 and the long-term expected real rates of return:

Asset Class	Target Allocation	Weighted Average Long-Term Expected Real Rate of Return (Arithmetic)
Fixed Income	23.00 %	2.31 %
Domestic Equities	20.70	5.84
Real Estate	10.00	4.25
Private Equity	10.00	9.25
International Equities	18.30	7.40
Other Investments	18.00	4.59
Total	100.00 %	5.27 %

Discount Rate The discount rate used to measure the total pension liability was eight percent. The projection of cash flows used to determine the discount rate assumed that contributions from plan members and those of the contributing employers are made at the statutorily required rates. Based on those assumptions, the pension plan's fiduciary net position was projected to be available to make all projected future benefits payments of current plan members. Therefore, the long-term expected rate of return on pension plan investments was applied to all periods of projected benefit payments to determine the total pension liability.

Sensitivity of the Airport's Proportionate Share of the Net Pension Liability to Changes in the Discount Rate The following table presents the Airport's proportionate share of the net pension liability calculated using the current period discount rate assumption of eight percent, as well as what the Airport's proportionate share of the net pension liability would be if it were calculated using a discount rate that is one-percentage-point lower (seven percent) or one-percentage-point higher (nine percent) than the current rate:

	1% Decrease (7.00%)	Current Discount Rate (8.00%)	1% Increase (9.00%)
Airport's proportionate share of the Net Pension Liability	\$ 26,493	\$ 16,628	\$ 8,308

Changes Between Measurement Date and Report Date - In October 2016, the OPERS Board of Trustees adopted certain assumption changes which impacted their annual actuarial valuation prepared as of December 31, 2016. The most significant changes are a reduction in the expected investment return to 7.50% from 8.00%, the expected long-term average wage inflation was reduced to 3.25% from 3.75%, the expected long-term average price inflation was reduced to 2.50% from 3.00% and a change to various demographic assumptions. Although the exact amount of these changes is not known, the impact to the Airport's net pension liability is expected to be significant.

COSHOCTON COUNTY, OHIO

NOTES TO THE BASIC FINANCIAL STATEMENTS FOR THE YEAR ENDED DECEMBER 31, 2016

NOTE 25 - COSHOCTON COUNTY REGIONAL AIRPORT AUTHORITY - COMPONENT UNIT - (Continued)

G. Post-Employment Benefits

Plan Description – Ohio Public Employees Retirement System (OPERS) administers three separate pension plans: The Traditional Pension Plan – a cost sharing, multiple-employer defined benefit pension plan; the Member-Directed Plan – a defined contribution plan; and the Combined Plan – a cost sharing, multiple employer defined benefit pension plan that has elements of both a defined benefit and defined contribution plan.

OPERS maintains two cost-sharing multiple-employer defined benefit post-employment health care trusts, which fund multiple health care plans including medical coverage, prescription drug coverage, deposits to a Health Reimbursement Arrangement and Medicare Part B premium reimbursements, to qualifying benefit recipients of both the Traditional Pension and the Combined plans. Members of the Member-Directed Plan do not qualify for ancillary benefits, including OPERS sponsored health care coverage.

In order to qualify for post-employment health care coverage, age-and-service retirees under the Traditional Pension and Combined plans must have 20 or more years of qualifying Ohio service credit. Health care coverage for disability benefit recipients and qualified survivor benefit recipients is available. The health care coverage provided by OPERS meets the definition of an Other Postemployment Benefit (OPEB) as described in GASB Statement 45. Please see the Plan Statement in the OPERS 2015 CAFR details.

The Ohio Revised Code permits, but does not mandate, OPERS to provide health care benefits to its eligible benefit recipients. Authority to establish and amend benefits is provided in Chapter 145 of the Ohio Revised Code.

OPERS issues a stand-alone financial report. Interested parties may obtain a copy by visiting <https://www.opers.org/financial/reports.shtml>, by writing to OPERS, 277 East Town Street, Columbus, Ohio 43215-4642, or by calling 614-222-5601 or 800-222-7377.

Funding Policy – The Ohio Revised Code provides the statutory authority requiring public employers to fund post-retirement health care through their contributions to OPERS. A portion of each employer's contribution to OPERS is set aside to fund OPERS health care plans.

Employer contribution rates are expressed as a percentage of the earnable salary of active members. In 2016, State and Local employers contributed at a rate of 14.0 percent of earnable salary. These are the maximum employer contribution rates permitted by the Ohio Revised Code. Active member contributions do not fund health care.

COSHOCTON COUNTY, OHIO

**NOTES TO THE BASIC FINANCIAL STATEMENTS
FOR THE YEAR ENDED DECEMBER 31, 2016**

**NOTE 25 - COSHOCTON COUNTY REGIONAL AIRPORT AUTHORITY - COMPONENT UNIT -
(Continued)**

OPERS maintains three health care trusts. The two cost-sharing, multiple-employer trusts, the 401(h) Health Care Trust and the 115 Health Care Trust, work together to provide health care funding to eligible retirees of the Traditional Pension and Combined plans. The third trust is a Voluntary Employee's Beneficiary Association (VEBA) that provides funding for a Retiree Medical Account for Member-Directed Plan members. Each year, the OPERS Board of Trustees determines the portion of the employer contribution rate that will be set aside to fund health care plans. The portion of employer contributions allocated to health care for members in the Traditional Pension Plan and Combined Plan was 2.0 percent during calendar year 2016 as recommended by OPERS' actuary. The Board is also authorized to establish rules for the retiree or their surviving beneficiaries to pay a portion of the health care provided. Payment amounts vary depending on the number of covered dependents and the coverage selected. The employer contribution as a percentage of covered payroll deposited to the VEBA for participants in the Member-Directed Plan for 2016 was 4.0 percent.

The Airport's contributions allocated to fund post-employment health care benefits for the years ended December 31, 2016, 2015, and 2014 were \$120, \$239 and \$259, respectively. The full amount has been contributed for all years.

REQUIRED SUPPLEMENTARY INFORMATION

COSHOCTON COUNTY

SCHEDULES OF REQUIRED SUPPLEMENTARY INFORMATION

SCHEDULE OF THE COUNTY'S PROPORTIONATE SHARE OF
THE NET PENSION LIABILITY/NET PENSION ASSET
OHIO PUBLIC EMPLOYEES RETIREMENT SYSTEM (OPERS)

LAST THREE YEARS
(SEE ACCOUNTANT'S COMPILATION REPORT)

	<u>2016</u>	<u>2015</u>	<u>2014</u>
<i>Traditional Plan:</i>			
County's proportion of the net pension liability	0.120146%	0.119920%	0.119920%
County's proportionate share of the net pension liability	\$ 20,254,366	\$ 14,069,900	\$ 13,752,108
County's covered-employee payroll	\$ 14,691,942	\$ 14,951,925	\$ 14,388,777
County's proportionate share of the net pension liability as a percentage of its covered-employee payroll	137.86%	94.10%	95.58%
Plan fiduciary net position as a percentage of the total pension liability	81.08%	86.45%	86.36%
<i>Combined Plan:</i>			
County's proportion of the net pension asset	0.084810%	0.089523%	0.089523%
County's proportionate share of the net pension asset	\$ 40,167	\$ 33,530	\$ 9,138
County's covered-employee payroll	\$ 314,325	\$ 327,242	\$ 331,946
County's proportionate share of the net pension asset as a percentage of its covered-employee payroll	12.78%	10.25%	2.75%
Plan fiduciary net position as a percentage of the total pension asset	116.90%	114.83%	104.56%
<i>Member Directed Plan:</i>			
County's proportion of the net pension asset	0.061383%	n/a	n/a
County's proportionate share of the net pension asset	\$ 228	n/a	n/a
County's covered-employee payroll	\$ 338,592	n/a	n/a
County's proportionate share of the net pension asset as a percentage of its covered-employee payroll	0.07%	n/a	n/a
Plan fiduciary net position as a percentage of the total pension asset	103.91%	n/a	n/a

Note: Information prior to 2014 was unavailable. Schedule is intended to show information for 10 years. Additional years will be displayed as they become available.

Amounts presented as of the County's measurement date which is the prior year.

SEE ACCOMPANYING NOTES TO THE REQUIRED SUPPLEMENTARY INFORMATION

COSHOCTON COUNTY

SCHEDULES OF REQUIRED SUPPLEMENTARY INFORMATION

SCHEDULE OF THE COUNTY'S PROPORTIONATE SHARE OF
THE NET PENSION LIABILITY
STATE TEACHERS RETIREMENT SYSTEM (STRS) OF OHIO

LAST THREE YEARS
(SEE ACCOUNTANT'S COMPILATION REPORT)

	<u>2016</u>	<u>2015</u>	<u>2014</u>
County's proportion of the net pension liability	0.00274362%	0.00267909%	0.00289660%
County's proportionate share of the net pension liability	\$ 918,372	\$ 740,422	\$ 704,553
County's covered-employee payroll	\$ 293,443	\$ 263,736	\$ 332,985
County's proportionate share of the net pension liability as a percentage of its covered-employee payroll	312.96%	280.74%	211.59%
Plan fiduciary net position as a percentage of the total pension liability	66.80%	72.10%	74.70%

Note: Information prior to 2014 was unavailable. Schedule is intended to show information for 10 years. Additional years will be displayed as they become available.

Amounts presented as of the County's measurement date which is the prior year.

SEE ACCOMPANYING NOTES TO THE REQUIRED SUPPLEMENTARY INFORMATION

COSHOCTON COUNTY

SCHEDULES OF REQUIRED SUPPLEMENTARY INFORMATION

SCHEDULE OF COUNTY CONTRIBUTIONS
OHIO PUBLIC EMPLOYEES RETIREMENT SYSTEM (OPERS)

LAST TEN YEARS
(SEE ACCOUNTANT'S COMPILATION REPORT)

	<u>2016</u>	<u>2015</u>	<u>2014</u>	<u>2013</u>
<i>Traditional Plan:</i>				
Contractually required contribution	\$ 1,863,345	\$ 1,763,033	\$ 1,794,231	\$ 1,870,541
Contributions in relation to the contractually required contribution	<u>(1,863,345)</u>	<u>(1,763,033)</u>	<u>(1,794,231)</u>	<u>(1,870,541)</u>
Contribution deficiency (excess)	<u>\$ -</u>	<u>\$ -</u>	<u>\$ -</u>	<u>\$ -</u>
County's covered-employee payroll	\$ 15,527,875	\$ 14,691,942	\$ 14,951,925	\$ 14,388,777
Contributions as a percentage of covered-employee payroll	12.00%	12.00%	12.00%	13.00%
<i>Combined Plan:</i>				
Contractually required contribution	\$ 48,316	\$ 37,719	\$ 39,269	\$ 43,153
Contributions in relation to the contractually required contribution	<u>(48,316)</u>	<u>(37,719)</u>	<u>(39,269)</u>	<u>(43,153)</u>
Contribution deficiency (excess)	<u>\$ -</u>	<u>\$ -</u>	<u>\$ -</u>	<u>\$ -</u>
County's covered-employee payroll	\$ 402,633	\$ 314,325	\$ 327,242	\$ 331,946
Contributions as a percentage of covered-employee payroll	12.00%	12.00%	12.00%	13.00%
<i>Member Directed Plan:</i>				
Contractually required contribution	\$ 42,990	\$ 40,631		
Contributions in relation to the contractually required contribution	<u>(42,990)</u>	<u>(40,631)</u>		
Contribution deficiency (excess)	<u>\$ -</u>	<u>\$ -</u>		
County's covered-employee payroll	\$ 429,900	\$ 406,310		
Contributions as a percentage of covered-employee payroll	10.00%	10.00%		

SEE ACCOMPANYING NOTES TO THE REQUIRED SUPPLEMENTARY INFORMATION

<u>2012</u>	<u>2011</u>	<u>2010</u>	<u>2009</u>	<u>2008</u>	<u>2007</u>
\$ 1,439,849	\$ 1,387,333	\$ 1,334,575	\$ 1,258,237	\$ 1,137,432	\$ 1,233,868
<u>(1,439,849)</u>	<u>(1,387,333)</u>	<u>(1,334,575)</u>	<u>(1,258,237)</u>	<u>(1,137,432)</u>	<u>(1,233,868)</u>
<u>\$ -</u>	<u>\$ -</u>	<u>\$ -</u>	<u>\$ -</u>	<u>\$ -</u>	<u>\$ -</u>
\$ 14,398,490	\$ 13,873,330	\$ 14,961,603	\$ 15,476,470	\$ 16,249,029	\$ 14,776,862
10.00%	10.00%	8.92%	8.13%	7.00%	8.35%
\$ 24,081	\$ 21,493	\$ 29,947	\$ -	\$ -	\$ -
<u>(24,081)</u>	<u>(21,493)</u>	<u>(29,947)</u>	<u>-</u>	<u>-</u>	<u>-</u>
<u>\$ -</u>	<u>\$ -</u>	<u>\$ -</u>	<u>\$ -</u>	<u>\$ -</u>	<u>\$ -</u>
\$ 302,906	\$ 270,352	\$ 309,157	\$ -	\$ -	\$ -
7.95%	7.95%	9.69%	8.13%	7.00%	8.35%

COSHOCTON COUNTY

SCHEDULES OF REQUIRED SUPPLEMENTARY INFORMATION

SCHEDULE OF COUNTY CONTRIBUTIONS
STATE TEACHERS RETIREMENT SYSTEM (STRS) OF OHIO

LAST TEN YEARS
(SEE ACCOUNTANT'S COMPILATION REPORT)

	<u>2016</u>	<u>2015</u>	<u>2014</u>	<u>2013</u>
Contractually required contribution	\$ 45,354	\$ 41,082	\$ 36,923	\$ 43,288
Contributions in relation to the contractually required contribution	<u>(45,354)</u>	<u>(41,082)</u>	<u>(36,923)</u>	<u>(43,288)</u>
Contribution deficiency (excess)	<u>\$ -</u>	<u>\$ -</u>	<u>\$ -</u>	<u>\$ -</u>
County's covered-employee payroll	\$ 323,957	\$ 293,443	\$ 263,736	\$ 332,985
Contributions as a percentage of covered-employee payroll	14.00%	14.00%	14.00%	13.00%

SEE ACCOMPANYING NOTES TO THE REQUIRED SUPPLEMENTARY INFORMATION

<u>2012</u>	<u>2011</u>	<u>2010</u>	<u>2009</u>	<u>2008</u>	<u>2007</u>
\$ 36,583	\$ 38,752	\$ 50,208	\$ 65,826	\$ 70,073	\$ 92,735
<u>(36,583)</u>	<u>(38,752)</u>	<u>(50,208)</u>	<u>(65,826)</u>	<u>(70,073)</u>	<u>(92,735)</u>
<u>\$ -</u>	<u>\$ -</u>	<u>\$ -</u>	<u>\$ -</u>	<u>\$ -</u>	<u>\$ -</u>
\$ 281,408	\$ 298,092	\$ 386,215	\$ 506,354	\$ 539,023	\$ 713,346
13.00%	13.00%	13.00%	13.00%	13.00%	13.00%

COSHOCTON COUNTY

NOTES TO REQUIRED SUPPLEMENTARY INFORMATION
FOR THE YEAR ENDED DECEMBER 31, 2016
(SEE ACCOUNTANT'S COMPILATION REPORT)

OHIO PUBLIC EMPLOYEES RETIREMENT SYSTEM (OPERS)

Changes in benefit terms : There were no changes in benefit terms from the amounts reported for 2014-2016.

Changes in assumptions : There were no changes in methods and assumptions used in the calculation of actuarial determined contributions for 2014-2016. See the notes to the basic financial statements for the methods and assumptions in this calculation.

STATE TEACHERS RETIREMENT SYSTEM (STRS) OF OHIO

Changes in benefit terms : There were no changes in benefit terms from the amounts reported for 2014 - 2016.

Changes in assumptions : There were no changes in methods and assumptions used in the calculation of actuarial determined contributions for 2014-2016. See the notes to the basic financial statements for the methods and assumptions in this calculation.

COSHOCTON COUNTY

SCHEDULE OF EXPENDITURES OF FEDERAL AWARDS
FOR THE YEAR ENDED DECEMBER 31, 2016

FEDERAL GRANTOR <i>Pass Through Grantor</i> Program / Cluster Title	Federal CFDA Number	Pass Through Entity Identifying Number	Passed Through to Subrecipients	Total Federal Expenditures
U.S. DEPARTMENT OF AGRICULTURE				
<i>Passed through the Ohio Department of Job and Family Services</i>				
SNAP Cluster				
State Administrative Matching Grants for the Supplemental Nutrition Assistance Program	10.561	G-1617-11-5499		\$294,321
Total U.S. Department of Agriculture				294,321
U.S. DEPARTMENT OF DEFENSE				
<i>Passed through the Ohio Department of Natural Resources</i>				
Payments to States in Lieu of Real Estate Taxes	12.112	N/A		135
Total U.S. Department of Defense				135
U.S. DEPARTMENT OF HOUSING AND URBAN DEVELOPMENT				
<i>Passed through the Ohio Department of Development</i>				
Community Development Block Grants / State's Program	14.228	B-F-14-1AP-1 B-F-15-1AP-1 B-C-15-1AP-1		37,645 22,296 132,306
Total Community Development Block Grants / State's Program				192,247
Home Investment Partnerships Program	14.239	B-C-13-1AP-2 B-C-15-1AP-2		2,000 217,520
Total Home Investment Partnerships Program				219,520
Total U.S. Department of Housing and Urban Development				411,767
U.S. DEPARTMENT OF JUSTICE				
<i>Passed through the Ohio Supreme Court</i>				
Juvenile Accountability Block Grants	16.523	2013-JB-015-B057		8,169
Drug Court Discretionary Grant Program	16.585	2014-DC-BX-K003		7,500
<i>Passed through the Ohio Office of Criminal Justice Services</i>				
Crime Victims Assistance	16.575	2015-VOCA-19810900 2016-VOCA-19810900		33,749 1,942
Total Crime Victims Assistance Program				35,691
Total U.S. Department of Justice				51,360
U.S. DEPARTMENT OF LABOR				
<i>Passed through Area 7 Workforce Investment Board</i>				
Employment Services Cluster				
Employment Service/Wagner-Peyser Funded Activities	17.207	N/A		2,040
WIA / WIOA Cluster				
WIA / WIOA Adult Program (SFY 15)	17.258	2015-7216-1		35,560
WIA / WIOA Adult Program (SFY 15) - Admin		2015-7216-1		156
WIA / WIOA Adult Program (SFY 16)		2015-7216-1		70,232
Total WIA / WIOA - Adult Program				105,948
WIA / WIOA Youth Activities (SFY 14)	17.259	2014-7216-1		26,648
WIA / WIOA Youth Activities (SFY 14) - Admin		2014-7216-1		6
WIA / WIOA Youth Activities (SFY 15)		2015-7216-1		42,714
WIA / WIOA Youth Activities (SFY 15) - Admin		2015-7216-1		86
Total WIA / WIOA - Youth Activities				69,454
WIA / WIOA Dislocated Workers Formula Grants (SFY 15)	17.278	2015-7216-1		24,699
WIA / WIOA Dislocated Workers Formula Grants (SFY 15) - Admin		2015-7216-1		482
WIA / WIOA Dislocated Workers Formula Grants (SFY 16)		2015-7216-1		108,731
WIA / WIOA Dislocated Workers Formula Grants (SFY 17)		2015-7216-1		4,363
Total WIA / WIOA - Dislocated Workers Formula Grants				138,275
Total WIA / WIOA Cluster				313,677
Total U.S. Department of Labor				315,717
U.S. DEPARTMENT OF TRANSPORTATION				
<i>Direct Program</i>				
Airport Improvement Program	20.106	3-39-0028-019-2015 3-39-0028-021-2016		11,713 74,546
Total Airport Improvement Program				86,259
<i>Passed through the Ohio Department of Transportation</i>				
Highway Planning and Construction Cluster				
Highway Planning and Construction	20.205	97626		748,141
Transit Services Programs Cluster				
Enhanced Mobility of Seniors and Individuals with Disabilities	20.513	OCPX-0016-016-161 SPEC-0016-016-068 SPEC-0016-016-069		48,285 39,715 28,172
Total Transit Services Programs Cluster				116,172
Total U.S. Department of Transportation				950,572

COSHOCOTON COUNTY
SCHEDULE OF EXPENDITURES OF FEDERAL AWARDS
FOR THE YEAR ENDED DECEMBER 31, 2016
(Continued)

FEDERAL GRANTOR Pass Through Grantor Program / Cluster Title	Federal CFDA Number	Pass Through Entity Identifying Number	Passed Through to Subrecipients	Total Federal Expenditures
U.S. DEPARTMENT OF EDUCATION				
<i>Passed through the Ohio Department of Education</i>				
Adult Education - Basic Grants to States	84.002	N/A V002A160036		\$44,389 <u>28,917</u>
Total Adult Education - Basic Grants to States Program				<u>73,306</u>
Special Education Cluster (IDEA)				
Special Education - Grants to States (IDEA, Part B)	84.027	H027A150111 H027A160111		17,489 <u>5,425</u>
Total Special Education - Grants to States (IDEA, Part B)				<u>22,914</u>
Special Education - Preschool Grants (IDEA Preschool)	84.173	H173A150119 N/A		6,055 <u>1,892</u>
Total Special Education - Preschool Grants (IDEA Preschool)				<u>7,947</u>
Total Special Education Cluster (IDEA)				<u>30,861</u>
Total U.S. Department of Education				<u>104,167</u>
U.S. DEPARTMENT OF HEALTH AND HUMAN SERVICES				
<i>Passed through Ohio Department of Aging</i>				
Aging Cluster				
Special Programs for the Aging Title III, Part B Grants for Supportive Services and Senior Centers	93.044	N/A		16,010
<i>Passed through the Ohio Department of Health</i>				
Affordable Care Act (ACA) Maternal, Infant, and Early Childhood Home Visiting Program	93.505	01610021MH0416 01610021MH0517		34,596 <u>13,724</u>
Total Affordable Care Act (ACA) Maternal, Infant, and Early Childhood Home Visiting Program				<u>48,320</u>
<i>Passed through the Ohio Supreme Court</i>				
State Court Improvement Program	93.586	G-1501OHSCIP G-1601OHSCIP		6,969 <u>31,337</u>
Total State Court Improvement Program				<u>38,306</u>
<i>Passed through the Ohio Department of Developmental Disabilities</i>				
Social Services Block Grant	93.667	N/A		30,078
Medicaid Cluster				
Medical Assistance Program	93.778	N/A		175,173
<i>Passed through the Ohio Department of Job and Family Services</i>				
Promoting Safe and Stable Families	93.556	G-1617-11-5499		25,809
TANF Cluster				
Temporary Assistance for Needy Families (TANF) State Programs	93.558	G-1617-11-5499	\$45,000	1,268,715
Child Support Enforcement	93.563	G-1617-11-5499		563,068
CCDF Cluster				
Child Care and Development of Block Grant	93.575	G-1617-11-5499		43,884
Community-Based Child Abuse Prevention Grants	93.590	G-1617-11-5499		2,000
Grants to States for Access and Visitation Programs	93.597	G-1617-09-0124 / G-1617-09-0562		32,890
Stephanie Tubbs Jones Child Welfare Services Program	93.645	G-1617-11-5499		102,171
Foster Care Title IV-E	93.658	G-1617-11-5499		220,103
Adoption Assistance	93.659	G-1617-11-5499		126,346
Social Services Block Grant	93.667	G-1617-11-5499		388,693
Chafee Foster Care Independence Program	93.674	G-1617-11-5499		6,846
Medicaid Cluster				
Medical Assistance Program	93.778	G-1617-11-5499		<u>565,570</u>
Total U.S. Department of Health and Human Services			<u>45,000</u>	<u>3,653,982</u>
U.S DEPARTMENT OF HOMELAND SAFETY				
<i>Passed through the Ohio Department of Public Safety</i>				
Emergency Management Performance Grants	97.042	EMW-2015-EP-00034-S01 EMC-2016-EP-00003-S01		50,751 <u>28,347</u>
Total Emergency Management Performance Grants				<u>79,098</u>
Total U.S. Department of Homeland Safety				<u>79,098</u>
Total Federal Awards Expenditures			<u>\$45,000</u>	<u>\$5,861,119</u>

The accompanying notes are an integral part of this Schedule.

COSHOCTON COUNTY

NOTES TO THE SCHEDULE OF EXPENDITURES OF FEDERAL AWARDS
2 CFR PART 200.510(b)(6)
FOR THE YEAR ENDED DECEMBER 31, 2016

NOTE A - BASIS OF PRESENTATION

The accompanying Schedule of Expenditures of Federal Awards (the Schedule) includes the federal award activity of the County under programs of the federal government for the year ended December 31, 2016. The information on this Schedule is prepared in accordance with the requirements of Title 2 U.S. Code of Federal Regulations Part 200, *Uniform Administrative Requirements, Cost Principles, and Audit Requirements for Federal Awards* (Uniform Guidance). Because the Schedule presents only a selected portion of the operations of the County, it is not intended to and does not present the financial position, changes in net position, or cash flows of the County.

NOTE B - SUMMARY OF SIGNIFICANT ACCOUNTING POLICIES

Expenditures reported on the Schedule are reported on the cash basis of accounting. Such expenditures are recognized following the cost principles contained in Title 2 U.S. Code of Federal Regulations Part 200, *Uniform Administrative Requirements, Cost Principles, and Audit Requirements for Federal Awards*, wherein certain types of expenditures may or may not be allowable or may be limited as to reimbursement. The County has elected not to use the 10-percent de minimis indirect cost rate as allowed under the Uniform Guidance.

NOTE C - SUBRECIPIENTS

The County passes certain federal awards received from U.S. Department of Health and Human Services through the Ohio Department of Job and Family Services to other governments or not-for-profit agencies (subrecipients). As Note B describes, the County reports expenditures of Federal awards to subrecipients when paid in cash.

As a subrecipient, the County has certain compliance responsibilities, such as monitoring its subrecipients to help assure they use these subawards as authorized by laws, regulations, and the provisions of contracts or grant agreements, and that subrecipients achieve the award's performance goals.

NOTE D - MATCHING REQUIREMENTS

Certain Federal programs require the County to contribute non-Federal funds (matching funds) to support the Federally-funded programs. The County has met its matching requirements. The Schedule does not include the expenditure of non-Federal matching funds.

NOTE E - TRANSFERS BETWEEN FEDERAL PROGRAMS

During fiscal year 2016, the County made allowable transfers of \$231,192 from the Temporary Assistance for Needy Families (TANF) (93.558) program to the Social Services Block Grant (SSBG) (93.667) program. The Schedule shows the County spent approximately \$1,268,715 on the TANF program. The amount reported for the TANF program on the Schedule excludes the amount transferred to the SSBG program. The amount transferred to the SSBG program is included as SSBG expenditures when disbursed. The following table shows the gross amount drawn for the TANF program during fiscal year 2016 and the amount transferred to the Social Services Block Grant program.

Temporary Assistance for Needy Families	\$ 1,499,907
Transfer to Social Services Block Grant	(231,192)
Total Temporary Assistance for Needy Families	<u>\$ 1,268,715</u>

COSHOCTON COUNTY

**NOTES TO THE SCHEDULE OF EXPENDITURES OF FEDERAL AWARDS
2 CFR PART 200.510(b)(6)
FOR THE YEAR ENDED DECEMBER 31, 2016
(Continued)**

NOTE F - MEDICAID COST REPORT SETTLEMENTS

During the calendar year, the County Board of Developmental Disabilities received notice of a liability owed to the Ohio Department of Developmental Disabilities for the Medicaid Program (CFDA #93.778) in the amounts of \$745 and \$4,027, respectively. The Cost Report Settlement liability was for settlement of the difference between the statewide payment rate and the rate calculated based upon actual expenditures for Medicaid services. This liability is not listed on the County's Schedule of Expenditures of Federal Awards since the underlying expenses occurred in the prior reporting periods and the liability was invoiced by the Ohio Department of Developmental Disabilities.



Dave Yost • Auditor of State

INDEPENDENT AUDITOR'S REPORT ON INTERNAL CONTROL OVER FINANCIAL REPORTING AND ON COMPLIANCE AND OTHER MATTERS REQUIRED BY GOVERNMENT AUDITING STANDARDS

Coshocton County
349 Main Street
Coshocton, Ohio 43812

To the Board of County Commissioners:

We have audited, in accordance with auditing standards generally accepted in the United States and the Comptroller General of the United States' *Government Auditing Standards*, the financial statements of the governmental activities, the discretely presented component unit, each major fund, and the aggregate remaining fund information of Coshocton County, Ohio (the County), as of and for the year ended December 31, 2016, and the related notes to the financial statements, which collectively comprise the County's basic financial statements and have issued our report thereon dated September 11, 2017.

Internal Control Over Financial Reporting

As part of our financial statement audit, we considered the County's internal control over financial reporting (internal control) to determine the audit procedures appropriate in the circumstances to the extent necessary to support our opinions on the financial statements, but not to the extent necessary to opine on the effectiveness of the County's internal control. Accordingly, we have not opined on it.

Our consideration of internal control was for the limited purpose described in the preceding paragraph and was not designed to identify all deficiencies in internal control that might be material weaknesses or significant deficiencies. Therefore, unidentified material weaknesses or significant deficiencies may exist. However, as described in the accompanying Schedule of Findings, we identified certain deficiencies in internal control over financial reporting, that we consider a material weakness and significant deficiencies.

A *deficiency in internal control* exists when the design or operation of a control does not allow management or employees, when performing their assigned functions, to prevent, or detect and timely correct misstatements. A *material weakness* is a deficiency, or a combination of internal control deficiencies resulting in a reasonable possibility that internal control will not prevent or detect and timely correct a material misstatement of the County's financial statements. We consider finding 2016-003 described in the accompanying Schedule of Findings to be a material weakness.

A *significant deficiency* is a deficiency, or a combination of internal control deficiencies less severe than a material weakness, yet important enough to merit attention by those charged with governance. We consider findings 2016-001 and 2016-002 described in the accompanying Schedule of Findings to be significant deficiencies.

Compliance and Other Matters

As part of reasonably assuring whether the County's financial statements are free of material misstatement, we tested its compliance with certain provisions of laws, regulations, contracts, and grant agreements, noncompliance with which could directly and materially affect the determination of financial statement amounts. However, opining on compliance with those provisions was not an objective of our audit and accordingly, we do not express an opinion. The results of our tests disclosed no instances of noncompliance or other matters we must report under *Government Auditing Standards*.

County's Response to Findings

The County's responses to the findings identified in our audit are described in the accompanying Schedule of Findings and Corrective Action Plan. We did not audit the County's responses and, accordingly, we express no opinion on them.

Purpose of this Report

This report only describes the scope of our internal control and compliance testing and our testing results, and does not opine on the effectiveness of the County's internal control or on compliance. This report is an integral part of an audit performed under *Government Auditing Standards* in considering the County's internal control and compliance. Accordingly, this communication is not suitable for any other purpose.



Dave Yost
Auditor of State
Columbus, Ohio

September 11, 2017



Dave Yost • Auditor of State

INDEPENDENT AUDITOR'S REPORT ON COMPLIANCE WITH REQUIREMENTS APPLICABLE TO EACH MAJOR FEDERAL PROGRAM AND ON INTERNAL CONTROL OVER COMPLIANCE REQUIRED BY THE UNIFORM GUIDANCE

Coshocton County
349 Main Street
Coshocton, Ohio 43812

To the Board of County Commissioners:

Report on Compliance for Each Major Federal Program

We have audited Coshocton County's, Ohio (the County's), compliance with the applicable requirements described in the U.S. Office of Management and Budget (OMB) *Compliance Supplement* that could directly and materially affect each of the Coshocton County's major federal programs for the year ended December 31, 2016. The *Summary of Auditor's Results* in the accompanying Schedule of Findings identifies the County's major federal programs.

Management's Responsibility

The County's Management is responsible for complying with federal statutes, regulations, and the terms and conditions of its federal awards applicable to its federal programs.

Auditor's Responsibility

Our responsibility is to opine on the County's compliance for each of the County's major federal programs based on our audit of the applicable compliance requirements referred to above. Our compliance audit followed auditing standards generally accepted in the United States of America; the standards for financial audits included in the Comptroller General of the United States' *Government Auditing Standards*; and the audit requirements of Title 2 U.S. *Code of Federal Regulations* Part 200, *Uniform Administrative Requirements, Cost Principles, and Audit Requirements for Federal Awards* (Uniform Guidance). These standards and the Uniform Guidance require us to plan and perform the audit to reasonably assure whether noncompliance with the applicable compliance requirements referred to above that could directly and materially affect a major federal program occurred. An audit includes examining, on a test basis, evidence about the County's compliance with those requirements and performing such other procedures as we considered necessary in the circumstances.

We believe our audit provides a reasonable basis for our compliance opinion on each of the County's major programs. However, our audit does not provide a legal determination of the County's compliance.

Opinion on Each Major Federal Program

In our opinion, the County complied, in all material respects with the compliance requirements referred to above that could directly and materially affect each of its major federal programs for the year ended December 31, 2016.

Report on Internal Control over Compliance

The County's management is responsible for establishing and maintaining effective internal control over compliance with the applicable compliance requirements referred to above. In planning and performing our compliance audit, we considered the County's internal control over compliance with the applicable requirements that could directly and materially affect a major federal program, to determine our auditing procedures appropriate for opining on each major federal program's compliance and to test and report on internal control over compliance in accordance with the Uniform Guidance, but not to the extent needed to opine on the effectiveness of internal control over compliance. Accordingly, we have not opined on the effectiveness of the County's internal control over compliance.

Our consideration of internal control over compliance was for the limited purpose described in the preceding paragraph and was not designed to identify all deficiencies in internal control over compliance that might be material weaknesses or significant deficiencies. Therefore, we cannot assure we have identified all deficiencies in internal control over compliance that might be material weaknesses or significant deficiencies. However, as discussed below, we identified certain deficiencies in internal control over compliance that we consider to be a material weakness and a deficiency we consider to be a significant deficiency.

A deficiency in internal control over compliance exists when the design or operation of a control over compliance does not allow management or employees, when performing their assigned functions, to prevent, or to timely detect and correct, noncompliance with a federal program's applicable compliance requirement. A *material weakness in internal control over compliance* is a deficiency, or combination of deficiencies in internal control over compliance, such that there is a reasonable possibility that material noncompliance with a federal program's compliance requirement will not be prevented, or timely detected and corrected. We consider the deficiency in internal control over compliance described in the accompanying Schedule of Findings as item 2016-004 to be a material weakness.

A significant deficiency in internal control over compliance is a deficiency or a combination of deficiencies in internal control over compliance with a federal program's applicable compliance requirement that is less severe than a material weakness in internal control over compliance, yet important enough to merit attention by those charged with governance. We consider the deficiency in internal control over compliance described in the accompanying Schedule of Findings as item 2016-005 to be a significant deficiency.

The County's responses to our internal control over compliance findings are described in the accompanying Corrective Action Plan. We did not audit the County's responses and, accordingly, we express no opinion on them.

This report only describes the scope of our tests of internal control over compliance and the results of this testing based on the Uniform Guidance requirements. Accordingly, this report is not suitable for any other purpose.



Dave Yost
Auditor of State
Columbus, Ohio

September 11, 2017

COSHOCTON COUNTY
SCHEDULE OF FINDINGS
2 CFR PART 200.515
DECEMBER 31, 2016

1. SUMMARY OF AUDITOR'S RESULTS

<i>(d)(1)(i)</i>	Type of Financial Statement Opinion	Unmodified
<i>(d)(1)(ii)</i>	Were there any material weaknesses in internal control reported at the financial statement level (GAGAS)?	Yes
<i>(d)(1)(ii)</i>	Were there any significant deficiencies in internal control reported at the financial statement level (GAGAS)?	Yes
<i>(d)(1)(iii)</i>	Was there any reported material noncompliance at the financial statement level (GAGAS)?	No
<i>(d)(1)(iv)</i>	Were there any material internal control weaknesses reported for major federal programs?	Yes
<i>(d)(1)(iv)</i>	Were there any significant deficiencies in internal control reported for major federal programs?	Yes
<i>(d)(1)(v)</i>	Type of Major Programs' Compliance Opinion	Unmodified
<i>(d)(1)(vi)</i>	Are there any reportable findings under 2 CFR Part 200.516(a)?	No
<i>(d)(1)(vii)</i>	Major Programs (list): <ul style="list-style-type: none"> • CFDA #20.205 Highway Planning and Construction Cluster • CFDA #93.558 Temporary Assistance for Needy Families (TANF) Cluster • CFDA #93.658 Foster Care Title IV-E • CFDA #93.659 Adoption Assistance 	
<i>(d)(1)(viii)</i>	Dollar Threshold: Type A/B Programs	Type A: > \$ 750,000 Type B: all others
<i>(d)(1)(ix)</i>	Low Risk Auditee under 2 CFR Part 200.520?	No

**2. FINDINGS RELATED TO THE FINANCIAL STATEMENTS
REQUIRED TO BE REPORTED IN ACCORDANCE WITH GAGAS**

FINDING NUMBER 2016-001

Significant Deficiency

The Coshocton County Regional Airport Authority (CCRAA) utilized the QuickBooks accounting software to record financial information. The CCRAA performed a bank to book reconciliation for the year ended December 31, 2016 which reported a book cash balance of \$106,918 and deposits in transit of \$17,648. However, deposits in transit were over stated which resulted in the cash balance being over reported by \$12,853. This occurred due to the following reasons:

COSHOCTON COUNTY

**SCHEDULE OF FINDINGS
2 CFR PART 200.515
DECEMBER 31, 2016
(Continued)**

**2. FINDINGS RELATED TO THE FINANCIAL STATEMENTS
REQUIRED TO BE REPORTED IN ACCORDANCE WITH GAGAS (Continued)**

FINDING NUMBER 2016-001 (Continued)

Significant Deficiency (Continued)

- \$13,959 was deposited into the bank on December 30, 2016 and improperly included in the deposits in transit listing;
- \$1,877 in credit card payments were received into the bank in December 2016 and were improperly included in the deposits in transit listing;
- \$3,158 from a deposit slip dated December 31, 2016 that was deposited into the bank on January 11, 2017 was improperly excluded from the deposits in transit listing; and
- \$175 in cash transactions were improperly reported as being deposits in transit.

The cash balance and charges for services were over reported by \$12,853. This appeared to occur as transactions were not timely and accurately processed within the QuickBooks accounting system. Incorrect adjustments were made to properly process this activity. Additionally, the CCRAA Board was provided with monthly reconciliations, check listings and receivables to review and approve at their monthly meetings. However, the reconciliation was not the formal QuickBooks generated reconciliation. As a result, the reconciliation provided may not have properly reflected all information processed within QuickBooks. Equity in Pooled Cash and Cash Equivalents and Charges for Services were overstated by \$12,853 for the CCRAA. The financial statements have been adjusted accordingly.

Additionally, the CCRAA utilized a petty cash account to pay for small expenses. This amount was set at \$300. However, a reimbursement payment of \$331 was made in 2016. This exceeded the limit by \$31 and represented payments for 2015 petty cash expenses. 2016 petty cash expenses were \$578 and were not reimbursed. Petty cash expenses exceeded the \$300 limit as undeposited cash was utilized to cover the difference. As a result, deposits were not being made properly, petty cash balances were overstated, and petty cash expenses were not timely reported.

The CCRAA should enter all financial information (receivables, payables, revenue and expenses) promptly within their accounting system. Additionally, deposits into the bank should be made timely upon receipt of cash. This will result in unnecessary adjustments being made which would decrease the risk of correcting adjustments being inaccurate. Reconciliations should be performed monthly utilizing the accounting system. System generated reconciliations should be provided to the Board in the subsequent month for their approval. These procedures will help to ensure that all information is processed promptly which should allow for reconciliations to be performed more accurately.

Additionally, petty cash expenses should be reimbursed monthly and all cash received from charges for services should be timely deposited and not used to cover deficit petty cash balances. This will help to ensure that all cash is properly tracked, promptly deposited and recorded correctly in the financial statements.

Officials' Response: See Corrective Action Plan.

COSHOCTON COUNTY

**SCHEDULE OF FINDINGS
2 CFR PART 200.515
DECEMBER 31, 2016
(Continued)**

**2. FINDINGS RELATED TO THE FINANCIAL STATEMENTS
REQUIRED TO BE REPORTED IN ACCORDANCE WITH GAGAS (Continued)**

FINDING NUMBER 2016-002

Significant Deficiency

The Coshocton County Regional Airport Authority (CCRAA) held an air show in 2016 from which admission revenue was received. Additionally, the CCRAA leased hangar space for airplanes, vehicle storage and office space to various businesses. The CCRAA utilized QuickBooks software to track the billing and receipt of revenue related to leases.

During 2016, the CCRAA reported \$27,162 in air show admission fees. The CCRAA distributed numbered wristbands to individuals. However, the CCRAA discovered that wristbands were not given out sequentially. As a result, the CCRAA could not reconcile the admission revenue to wristbands sold, and the reported admission amount could not be substantiated.

Additionally, billing errors occurred within the various leases. The CCRAA did not bill out a \$3,000 annual lease nor did they receive it. Hangar lease billing was performed monthly. There were multiple instances where the CCRAA did not bill out every month in 2016. As result, approximately \$4,285 in hangar leases was not billed. Storage leases were performed inconsistently and did not necessarily correspond with the period of the lease. For example, there were multiple instances of storage leasing exceeding the number of months of the lease or being less than the number of months of the lease. Additionally, there were instances where storages lessees paid the entire lease at the beginning of the lease, and the CCRAA made additional billing charges in subsequent months. As a result, approximately \$1,165 in storage leases was under billed. Another \$1,320 in lease amounts charged was not substantiated through lease agreements.

The CCRAA also adjusted to increase a customer account for fuel billing by \$403. This adjustment was not substantiated through documentation.

Lack of proper documentation and errors in billing procedures increases the risk of monies due to the CCRAA not being collected as well as increases the likelihood of theft.

The CCRAA should implement procedures to ensure that all air show admission revenue is tracked and properly accounted for. This includes the utilization of pre-numbered wristbands or tickets which should be dispensed sequentially. Revenue reconciliations should be created and utilized to ensure that all amounts were received from admissions. Any unused tickets or wristbands should be maintained in order to document a proper ending point from when admissions were noted as received.

The CCRAA should review all leases and re-familiarize themselves with the terms, length and amount of the lease along with reviewing their billing process. This should be done in order to perform the following:

- Monthly or annual billing should correspond with the terms of the lease with lessees only being billed for months corresponding to the length of the lease or to months where the lessee utilized the hangar or storage space;
- Amounts billed should correspond with the lease;
- Prepayments on leases should be reported as Unearned Revenue until the month that the CCRAA fulfills its obligation to the lessee. Prepayments do not result in an Accounts Receivable. At that point of the actually billing, the Unearned Revenue should be eliminated and revenue should be recognized. The corresponding customer account should document the credit for the prepayment as well as charges at the actual time of the rental to decrease the balance eventually to \$0 when the lease is up and fully paid;

COSHOCTON COUNTY
SCHEDULE OF FINDINGS
2 CFR PART 200.515
DECEMBER 31, 2016
(Continued)

2. FINDINGS RELATED TO THE FINANCIAL STATEMENTS REQUIRED TO BE REPORTED IN ACCORDANCE WITH GAGAS (Continued)

FINDING NUMBER 2016-002 (Continued)

Significant Deficiency (Continued)

- Monthly statements should be printed and reviewed to ensure that the proper tracking of billing and any corresponding receipts are properly made. Billings should be matched to a listing of leases to ensure that all amounts are billed; and
- The CCRAA should review all leases in 2016 to ensure that corrections to billings and receipts are properly made. Any adjustments to customer accounts should be properly documented and approved by authorized personnel.

This will help to ensure that the CCRAA properly documents and collects all air admission and lease revenue due to them as well as mitigate the risk of misappropriation of assets.

Officials' Response: See Corrective Action Plan.

FINDING NUMBER 2016-003

Material Weakness

The County should maintain an accounting system and accounting records sufficient to enable the County to identify, assemble, analyze, classify, record and report its transactions, maintain accountability for the related assets, document compliance with finance-related legal and contractual requirements and prepare financial statements in accordance with generally accepted accounting principles.

As a result of audit procedures performed, errors were noted in the County's financial statements and GAAP conversion that required audit adjustments and reclassifications as follows:

- Other Governmental Funds overstated Deferred Inflows reported for Other Nonexchange Transactions not Available, Intergovernmental Revenue and Due from Other Governments by \$705,827, \$43,780 and \$749,607, respectively. This occurred as the County reported the entire grant budget of a Community Development Block Grant (CDBG) unreceived at year end as a receivable. Governmental Accounting Standards Board (GASB) Codification N50.109 documented that "providers of resources in nonexchange transactions frequently stipulate time requirements, purpose restrictions, or both. Time requirements specify the period or periods when resources are required to be used or when use may begin." GASB Codification N50.118 documents that "recipients should recognize receivables (or a decrease in liabilities) and revenues (net of estimated uncollectible amounts), when all applicable eligibility requirements, including time requirements, are met." The CDBG grant periods extend beyond year end. Additionally, the grant was advance funded and funds must be expended within 15 days after being drawn down. As a result, timing requirements (such as the grant not being intended to finance only activity occurring in 2016, and as it is required to be expended within 15 days after being drawn down) existed which limited the amount of the unreceived grant that could be reported as a receivable. Therefore, unreceived amounts not relating to 2016 activity should not have been reported;

COSHOCTON COUNTY
SCHEDULE OF FINDINGS
2 CFR PART 200.515
DECEMBER 31, 2016
(Continued)

2. FINDINGS RELATED TO THE FINANCIAL STATEMENTS REQUIRED TO BE REPORTED IN ACCORDANCE WITH GAGAS (Continued)

FINDING NUMBER 2016-003 (Continued)

Material Weakness (Continued)

- The County received \$103,740 in donations for road improvements. This amount was incorrectly reported as Miscellaneous Revenue instead of Capital Grants and Contributions reported against Public Works Expense;
- The County incorrectly classified \$688,253 in expenditures from the Senior Citizen Fund as Public Safety instead of Human Services;
- The County passed through a \$160,000 grant between the Ohio Public Facilities Commission and the Ohio Board of Developmental Disabilities with Coshocton Community Housing, Inc. The County reported the receipt of this grant as Other Revenue and the disbursement of it as Health in the Board of Developmental Disabilities Fund. However, the County was not listed on the grant agreement as being a recipient. As such, this activity does not represent County activity. Therefore, the receipt and subsequent disbursement should have been eliminated from reporting;
- Various reporting differences were made to the Budget versus Actual Statements. This occurred as the original appropriations reported were the 2017 permanent appropriations, and as the final appropriations included prior year outstanding encumbrances twice. The following differences were identified:
 - General Fund original appropriations were understated by \$56,592;
 - General Fund final appropriations were overstated by \$412,623;
 - Motor Vehicle License and Gas Tax Fund final appropriations were overstated by \$759,887;
 - Human Services fund original estimated revenues were overstated by \$241,000;
 - Human Services fund original appropriations were overstated by \$176,206;
 - Human Services fund final appropriations were overstated by \$108,267;
 - Board of Developmental Disabilities Fund final appropriations were overstated by \$217,044; and
 - Emergency Ambulance Levy Fund original appropriations were overstated by \$177,641.

The financial statements have been adjusted accordingly for the above listed items.

We also noted various insignificant adjustments and reclassifications as follows:

- Reclassification of various revenues ranging from \$23,204 to \$162,626 in several opinion units;
- Error in Capital Assets (net of accumulated depreciation) of \$93,499 in the governmental type activities;
- Reclassification between Assigned Fund Balance and Unassigned Fund Balance in the General Fund related to subsequent year appropriations of \$48,791;
- Adjustment to record reporting of a receivable as a deferred inflow instead of intergovernmental revenue due to being received outside of the available period in the General Fund in the amount of \$24,293;
- Taxes recorded at net instead of gross distributions ranging from \$2,911 to \$80,334 in several opinion units;
- Adjustments to Due From Other Governments ranging from \$2,396 to \$121,234 in various opinion units;

COSHOCTON COUNTY
SCHEDULE OF FINDINGS
2 CFR PART 200.515
DECEMBER 31, 2016
(Continued)

2. FINDINGS RELATED TO THE FINANCIAL STATEMENTS
REQUIRED TO BE REPORTED IN ACCORDANCE WITH GAGAS (Continued)

FINDING NUMBER 2016-003 (Continued)

Material Weakness (Continued)

- Reclassification from Accounts Payable to Contracts Payable for Remaining Fund Information in the amount of \$152,256;
- Adjustments to Accounts Receivable for the Airport ranging from \$3,000 to \$4,285; and
- Additional BVA adjustments/reclassifications to original estimated revenues and final and original appropriations up to \$102,500 in several major funds.

Failure to properly report financial activity in accordance with generally accepted accounting principles could result in material misstatements occurring and remaining undetected and fail to provide management with an accurate picture of the County's financial position and operations.

We recommend the County take the necessary steps to ensure that all revenues, expenditures/ expenses, assets, deferred outflows of resources, liabilities, deferred inflows of resources and equity of the County are properly presented and disclosed in the County's financial statements. In addition, we recommend the County's financial statements reflect the original and final budgeted amounts based upon the official budget documents and amendments.

Officials' Response: See Corrective Action Plan.

3. FINDINGS FOR FEDERAL AWARDS

Finding Number	2016-004		
CFDA Title and Number	CFDA #93.558 Temporary Assistance for Needy Families (TANF) Cluster		
Federal Award Identification Number / Year	G-1617-11-5499		
Federal Agency	U.S. Department of Health and Human Services		
Pass-Through Entity	Ohio Department of Job and Family Services		
Repeat Finding from Prior Audit?	No	Finding Number? (if repeat)	N/A

Material Weakness

The Coshocton County Job and Family Services (CCJFS) operated the Temporary Assistance for Needy Families (TANF) Summer Youth program. This program was utilized to provide summer employment to area youth. The employers were reimbursed for the related payroll costs by the CCJFS from TANF Summer Youth funding. Ohio Department of Job and Family Services' (ODJFS) Family Assistance Letter #152 states that, "A TANF Summer Youth Employment Program funded through PRC shall only serve persons from a TANF-eligible family. The types of persons that may be served are:

COSHOCTON COUNTY
SCHEDULE OF FINDINGS
2 CFR PART 200.515
DECEMBER 31, 2016
(Continued)

3. FINDINGS FOR FEDERAL AWARDS (Continued)

FINDING NUMBER 2016-004 (Continued)

Material Weakness (Continued)

- Youth ages 14-17, as long as the youth is a minor child in a needy family and is in school (youth may be 18 if they are a full-time student in a secondary school);
- Youth ages 18-24, as long as they are in a needy family that also has a minor child; or
- Youth ages 18-24 that have a minor child and are considered needy.
- As defined in federal and state regulations, a "minor child" means an individual who: (1) Has not attained 18 years of age; or (2) Has not attained 19 years of age and is a full-time student in a secondary school (or in the equivalent level of vocational or technical training).

During fiscal year 2016, for one of the 14 applications tested, the Coshocton County Job and Family Services (CCJFS) approved an "Application for 2016 TANF Summer Youth Program" for an ineligible individual for the TANF Summer Youth Program services. Failure to properly identify eligible individuals could result in unallowable expenditures of Federal funding.

The CCJFS should implement internal control procedures to ensure that only eligible individuals receive services reimbursed through the federal Temporary Assistance for Needy Families (TANF) Program. This will ensure compliance with 45 C.F.R. § 263.2(b) and ODJFS Family Assistance Letter #152.

Officials' Response: See Corrective Action Plan.

Finding Number	2016-005		
CFDA Title and Number	CFDA #93.558 Temporary Assistance for Needy Families (TANF) Cluster; CFDA #93.658 Foster Care Title IV-E; and CFDA # 93.659 Adoption Assistance		
Federal Award Identification Number / Year	G-1617-11-5499		
Federal Agency	U.S. Department of Health and Human Services		
Pass-Through Entity	Ohio Department of Job and Family Services		
Repeat Finding from Prior Audit?	No	Finding Number? (if repeat)	N/A

Significant Deficiency

The Ohio Department of Job and Family Services (ODJFS) implemented random moment sampling (RMS) as a method to devise a means by which indirect administrative costs would be allocated to specific Federal programs. The RMS system operated as ODJFS sent electronic forms at a specific moment in time to Coshocton County Job and Family Services (CCJFS) workers to complete electronically documenting the specific Federal program and activity the worker was performing at that specific moment in time. As part of the process, the RMS User Manual required workers to maintain documentation that "will demonstrate that the selected program and activity codes match the work being performed by the assigned position at the time of the observation. Employees must ensure documentation is available to support the program and activity codes selected.

COSHOCTON COUNTY
SCHEDULE OF FINDINGS
2 CFR PART 200.515
DECEMBER 31, 2016
(Continued)

3. FINDINGS FOR FEDERAL AWARDS (Continued)

FINDING NUMBER 2016-005 (Continued)

Significant Deficiency (Continued)

Documentation should link the worker with the case identifier and support the selection of both codes to the date and time of the observation. In other words, the agency must be prepared to document the program and activity the worker was performing when the moment occurred. “

Two and a half percent of observations were not adequately supported as required. As a result, the allocation of indirect costs was not completely supported which could result in unallowable costs being charged to Temporary Assistance for Needy Programs (TANF), Foster Care, Adoption Assistance and other Federal programs.

The CCJFS should review the RMS User Manual along with the provisions and RMS reporting under Ohio Admin. Code § 5101:9-7 and re-familiarize themselves with RMS requirements. They should ensure that support documentation exists for all required observations. This will help to ensure that all Federal costs are adequately supported and are allowable.

Officials' Response: See Corrective Action Plan.

COSHOCTON COUNTY

**CORRECTIVE ACTION PLAN
2 CFR PART 200.511(c)
DECEMBER 31, 2016**

Finding Number	Planned Corrective Action	Anticipated Completion Date	Responsible Contact Person
2016-001	Coshocton County Regional Airport Authority (CCRAA) will enter all financial information promptly in order to decrease the risk of correcting adjustments being inaccurate. During 2016, reconciliations were not run monthly due to cleanup needing to be done. Going forward, reconciliations will be done monthly and given to the CCRAA board for approval. The petty cash will be reimbursed monthly to ensure proper tracking of the cash.	September 6, 2017	Randi Latham, CCRAA Fiscal Officer
2016-002	<p>Beginning January 2016 Coshocton County Regional Airport Authority (CCRAA) had a change in Secretary/Treasurer. During this transition there were some errors made. In order to correct the errors CCRAA has been working with an accounting firm to assist with cleaning up the QuickBooks. Many of the billing errors have been corrected going forward. CCRAA is reviewing the billing and the missed leases in 2016 to get monies due and to eliminate issues going forward. CCRAA is fixing the prepayments on the leases and will report the payments as unearned revenue instead of using accounts receivable when payments are made. CCRAA will have proper documentations for any adjustments made in the future.</p> <p>During the 2016 airshow, the wristbands that were given out were in the form of perforated sheets. It wasn't until after the airshow that it came to attention that the sheets were not given out in order, nor were they in order prior to the event. This made it impossible to reconcile the admission revenue. For future events CCRAA discussed using a roll of wrist bands that can only be torn off in order. This would make it easier to reconcile the admission revenue.</p>	September 6, 2017	Randi Latham, CCRAA Fiscal Officer
2016-003	<p>The County will take the care to make sure no part of the County's financial statements are misstated or improperly disclosed. The County will do this by:</p> <ul style="list-style-type: none"> • Confirming proper grant years are applied to calculations of grants receivables • Examining and booking all revenues and expenses received or used for a specific purpose and classifying and presenting them in proper programs or statements. • Assuring proper county financial records are clearly explained during the GAAP preparation process. 	September 6, 2017	Christine Sycks, County Auditor

COSHOCTON COUNTY

**CORRECTIVE ACTION PLAN
2 CFR PART 200.511(c)
DECEMBER 31, 2016
(Continued)**

Finding Number	Planned Corrective Action	Anticipated Completion Date	Responsible Contact Person
2016-004	<p>Description/Cause: The 2016 Summer Youth Work program consisted of participants being funded from varying sources including Temporary Assistance for Needy Families (TANF) and the Workforce Investment and Opportunities Act (WIOA). During the audit, it was discovered that one participant had been incorrectly placed in the TANF population instead of the correct WIOA population resulting in participant costs being incorrectly charged and coded.</p> <p>Corrective Action: Job & Family Services will develop and implement procedures to ensure future participants are correctly placed in the appropriate eligibility pools. This will include maintenance of a spreadsheet or table listing each participant and his/her eligibility for funding streams as well as eligibility for each participant being reviewed by staff or supervisor other than the staff completing the application.</p>	September 6, 2017	Danny Brenneman, Assistant Director of JFS
2016-005	<p>Description/Cause: Upon review of Random Moment Samples (RMS) for the Income Maintenance cost pool, it was determined that one of the forty randomly selected did not have sufficient documentation. In this sample, the activity stated was that at the time of the sample, the staff was answering questions to a phone caller about the TANF program. However, the call was not logged or otherwise documented to further substantiate that the activity did indeed take place as stated on the sample.</p> <p>Corrective Action: Job & Family Services will ensure that the RMS coordinator and all RMS users are familiar with the guidelines and provisions for accurate and complete reporting and maintaining documentation of the activity. This will be accomplished through training and review at staff meetings and other training as available. In addition, supervisors and the RMS coordinator will ensure appropriate documentation exists before approving the sample in the system.</p>	September 6, 2017	Danny Brenneman, Assistant Director of JFS



Dave Yost • Auditor of State

COSHOCTON COUNTY

CLERK'S CERTIFICATION

This is a true and correct copy of the report which is required to be filed in the Office of the Auditor of State pursuant to Section 117.26, Revised Code, and which is filed in Columbus, Ohio.

Susan Babbitt

CLERK OF THE BUREAU

CERTIFIED
SEPTEMBER 26, 2017