



Dave Yost • Auditor of State

**CONOTTON VALLEY UNION LOCAL SCHOOL DISTRICT
HARRISON COUNTY
JUNE 30, 2016**

TABLE OF CONTENTS

TITLE	PAGE
Independent Auditor's Report	1
Prepared by Management:	
Management's Discussion and Analysis	3
Basic Financial Statements:	
Government-wide Financial Statements:	
Statement of Net Position	15
Statement of Activities.....	16
Fund Financial Statements:	
Balance Sheet	
Governmental Funds.....	17
Reconciliation of Total Governmental Fund Balances to Net Position of Governmental Activities.....	18
Statement of Revenues, Expenditures and Changes in Fund Balances Governmental Funds.....	19
Reconciliation of the Statement of Revenues, Expenditures and Changes in Fund Balances of Governmental Funds to the Statement of Activities.....	20
Statement of Revenues, Expenditures and Changes in Fund Balance - Budget and Actual (Non-GAAP Budgetary Basis) General Fund	21
Statement of Fiduciary Net Position Fiduciary Funds.....	22
Notes to the Basic Financial Statements.....	23
Required Supplementary Information:	
Schedule of the District's Proportionate Share of the Net Pension Liability School Employees Retirement System (SERS) of Ohio.....	55
Schedule of the District's Proportionate Share of the Net Pension Liability State Teachers Retirement System (STRS) of Ohio	56
Schedule of District Contributions School Employees Retirement System (SERS) of Ohio.....	58
Schedule of District Contributions State Teachers Retirement System (STRS) of Ohio	60

CONOTTON VALLEY UNION LOCAL SCHOOL DISTRICT
HARRISON COUNTY
JUNE 30, 2016

TABLE OF CONTENTS
(Continued)

TITLE	PAGE
Notes to Required Supplementary Information	62
Independent Auditor's Report on Internal Control Over Financial Reporting and on Compliance and Other Matters Required by <i>Government Auditing Standards</i>	63
Schedule of Findings.....	65



Dave Yost • Auditor of State

INDEPENDENT AUDITOR'S REPORT

Conotton Valley Union Local School District
Harrison County
P.O. Box 187
Sherrodsville, Ohio 44675

To the Board of Education:

Report on the Financial Statements

We have audited the accompanying financial statements of the governmental activities, each major fund, and the aggregate remaining fund information of Conotton Valley Union Local School District, Harrison County, Ohio (the District), as of and for the year ended June 30, 2016, and the related notes to the financial statements, which collectively comprise the District's basic financial statements as listed in the Table of Contents.

Management's Responsibility for the Financial Statements

Management is responsible for preparing and fairly presenting these financial statements in accordance with accounting principles generally accepted in the United States of America; this includes designing, implementing, and maintaining internal control relevant to preparing and fairly presenting financial statements that are free from material misstatement, whether due to fraud or error.

Auditor's Responsibility

Our responsibility is to opine on these financial statements based on our audit. We audited in accordance with auditing standards generally accepted in the United States of America and the financial audit standards in the Comptroller General of the United States' *Government Auditing Standards*. Those standards require us to plan and perform the audit to reasonably assure the financial statements are free from material misstatement.

An audit requires obtaining evidence about financial statement amounts and disclosures. The procedures selected depend on our judgment, including assessing the risks of material financial statement misstatement, whether due to fraud or error. In assessing those risks, we consider internal control relevant to the District's preparation and fair presentation of the financial statements in order to design audit procedures that are appropriate in the circumstances, but not to the extent needed to opine on the effectiveness of the District's internal control. Accordingly, we express no opinion. An audit also includes evaluating the appropriateness of management's accounting policies and the reasonableness of their significant accounting estimates, as well as our evaluation of the overall financial statement presentation.

We believe the audit evidence we obtained is sufficient and appropriate to support our audit opinions.

Opinion

In our opinion, the financial statements referred to above present fairly, in all material respects, the respective financial position of the governmental activities, each major fund, and the aggregate remaining fund information of Conotton Valley Union Local School District, Harrison County, Ohio, as of June 30, 2016, and the respective changes in financial position thereof and the budgetary comparison for the General Fund thereof for the year then ended in accordance with the accounting principles generally accepted in the United States of America.

Other Matters

Required Supplementary Information

Accounting principles generally accepted in the United States of America require this presentation to include *Management's Discussion and Analysis* and Schedules of Net Pension Liabilities and Pension Contributions listed in the Table of Contents, to supplement the basic financial statements. Although this information is not part of the basic financial statements, the Governmental Accounting Standards Board considers it essential for placing the basic financial statements in an appropriate operational, economic, or historical context. We applied certain limited procedures to the required supplementary information in accordance with auditing standards generally accepted in the United States of America, consisting of inquiries of management about the methods of preparing the information and comparing the information for consistency with management's responses to our inquiries, to the basic financial statements, and other knowledge we obtained during our audit of the basic financial statements. We do not opine or provide any assurance on the information because the limited procedures do not provide us with sufficient evidence to opine or provide any other assurance.

Other Reporting Required by Government Auditing Standards

In accordance with *Government Auditing Standards*, we have also issued our report dated April 13, 2017, on our consideration of the District's internal control over financial reporting and our tests of its compliance with certain provisions of laws, regulations, contracts and grant agreements and other matters. That report describes the scope of our internal control testing over financial reporting and compliance, and the results of that testing, and does not opine on internal control over financial reporting or on compliance. That report is an integral part of an audit performed in accordance with *Government Auditing Standards* in considering the District's internal control over financial reporting and compliance.



Dave Yost
Auditor of State
Columbus, Ohio

April 13, 2017

**CONOTTON VALLEY UNION LOCAL SCHOOL DISTRICT
HARRISON COUNTY, OHIO**

**MANAGEMENT'S DISCUSSION AND ANALYSIS
FOR THE FISCAL YEAR ENDED JUNE 30, 2016
UNAUDITED**

The management's discussion and analysis of the Conotton Valley Union Local School District's (the "District") financial performance provides an overall review of the District's financial activities for the fiscal year ended June 30, 2016. The intent of this discussion and analysis is to look at the District's financial performance as a whole; readers should also review the basic financial statements and the notes to the basic financial statements to enhance their understanding of the District's financial performance.

Financial Highlights

Key financial highlights for fiscal year 2016 are as follows:

- In total, net position of governmental activities increased \$736,683, which represents a 21.30% increase from 2015.
- General revenues accounted for \$5,103,240 in revenue or 80.84% of all revenues. Program specific revenues in the form of charges for services and sales, grants and contributions accounted for \$1,209,499 or 19.16% of total revenues of \$6,312,739.
- The District had \$5,576,056 in expenses related to governmental activities; \$1,209,499 of these expenses were offset by program specific charges for services, grants or contributions. General revenues supporting governmental activities (primarily taxes and unrestricted grants and entitlements) of \$5,103,240 were adequate to provide for these programs.
- The District's major governmental funds are the general fund and the building fund. The general fund had \$5,607,954 in revenues and \$4,873,243 in expenditures. During fiscal year 2016, the general fund's fund balance increased \$734,711 from a balance of \$1,460,209 to \$2,194,920.
- The building fund had \$3,475 in revenues and \$2,206,092 in expenditures. During fiscal year 2016, the building fund's fund balance decreased \$2,202,617 from a balance of \$2,493,858 to \$291,241.

Using these Basic Financial Statements

This annual report consists of a series of financial statements and notes to those statements. These statements are organized so the reader can understand the District as a financial whole, an entire operating entity. The statements then proceed to provide an increasingly detailed look at specific financial activities.

The *statement of net position* and *statement of activities* provide information about the activities of the whole District, presenting both an aggregate view of the District's finances and a longer-term view of those finances. Fund financial statements provide the next level of detail. For governmental funds, these statements tell how services were financed in the short-term as well as what remains for future spending. The fund financial statements also look at the District's most significant funds with all other nonmajor funds presented in total in one column. In the case of the District, the general fund and the building fund are by far the most significant funds, and the only governmental funds reported as major funds.

**CONOTTON VALLEY UNION LOCAL SCHOOL DISTRICT
HARRISON COUNTY, OHIO**

MANAGEMENT'S DISCUSSION AND ANALYSIS
FOR THE FISCAL YEAR ENDED JUNE 30, 2016
UNAUDITED

Reporting the District as a Whole

Statement of Net Position and the Statement of Activities

While this document contains the large number of funds used by the District to provide programs and activities, the view of the District as a whole looks at all financial transactions and asks the question, "How did we do financially during 2016?" The statement of net position and the statement of activities answer this question. These statements include *all assets, deferred outflows of resources, liabilities, deferred inflows of resources, revenues and expenses* using the *accrual basis of accounting* similar to the accounting used by most private-sector companies. This basis of accounting will take into account all of the current year's revenues and expenses regardless of when cash is received or paid.

These two statements report the District's *net position* and changes in that position. This change in net position is important because it tells the reader that, for the District as a whole, the *financial position* of the District has improved or diminished. The causes of this change may be the result of many factors, some financial, some not. Non-financial factors include the District's property tax base, current property tax laws in Ohio restricting revenue growth, facility conditions, required educational programs and other factors.

In the statement of net position and the statement of activities, the governmental activities include the District's programs and services, including instruction, support services, operation and maintenance of plant, pupil transportation, extracurricular activities, and food service operations.

The District's statement of net position and statement of activities can be found on pages 15-16 of this report.

Reporting the District's Most Significant Funds

Fund Financial Statements

The analysis of the District's major governmental funds begins on page 11. Fund financial reports provide detailed information about the District's major funds. The District uses many funds to account for a multitude of financial transactions. However, these fund financial statements focus on the District's most significant funds. The District's major governmental funds are the general fund and the building fund.

Governmental Funds

Most of the District's activities are reported in governmental funds, which focus on how money flows into and out of those funds and the balances left at year-end available for spending in future periods. These funds are reported using an accounting method called *modified accrual* accounting which measures cash and all other *financial assets* that can readily be converted to cash. The governmental fund financial statements provide a detailed *short-term* view of the District's general government operations and the basic services it provides. Governmental fund information helps you determine whether there are more or fewer financial resources that can be spent in the near future to finance educational programs. The relationship (or differences) between governmental *activities* (reported in the statement of net position and the statement of activities) and governmental *funds* is reconciled in the basic financial statements. The basic governmental fund financial statements can be found on pages 17-21 of this report.

**CONOTTON VALLEY UNION LOCAL SCHOOL DISTRICT
HARRISON COUNTY, OHIO**

**MANAGEMENT'S DISCUSSION AND ANALYSIS
FOR THE FISCAL YEAR ENDED JUNE 30, 2016
UNAUDITED**

Reporting the District's Fiduciary Responsibilities

The District acts in a trustee capacity as an agent for individuals or other entities. These activities are reported in agency funds. All of the District's fiduciary activities are reported in a separate statement of fiduciary net position on page 22. These activities are excluded from the District's other financial statements because the assets cannot be utilized by the District to finance its operations.

Notes to the Basic Financial Statements

The notes provide additional information that is essential to a full understanding of the data provided in the government-wide and fund financial statements. These notes to the basic financial statements can be found on pages 23-54 of this report.

Required Supplemental Information

In addition to the basic financial statements and accompanying notes, this report also presents certain required supplementary information concerning the District's net position liability. The required supplementary information can be found on pages 55-62 of this report.

The District as a Whole

The statement of net position provides the perspective of the District as a whole. The table on the following page provides a summary of the District's net position for June 30, 2016 and June 30, 2015.

THIS SPACE IS INTENTIONALLY LEFT BLANK

**CONOTTON VALLEY UNION LOCAL SCHOOL DISTRICT
HARRISON COUNTY, OHIO**

MANAGEMENT'S DISCUSSION AND ANALYSIS
FOR THE FISCAL YEAR ENDED JUNE 30, 2016
UNAUDITED

	Net Position	
	Governmental Activities <u>2016</u>	Governmental Activities <u>2015</u>
<u>Assets</u>		
Current and other assets	\$ 5,091,628	\$ 6,817,695
Capital assets, net	<u>2,920,579</u>	<u>577,843</u>
Total assets	<u>8,012,207</u>	<u>7,395,538</u>
<u>Deferred Outflows of Resources</u>		
Pension	<u>649,584</u>	<u>373,830</u>
Total deferred outflows of resources	<u>649,584</u>	<u>373,830</u>
Total assets and deferred outflows of resources	<u>8,661,791</u>	<u>7,769,368</u>
<u>Liabilities</u>		
Current liabilities	428,740	441,122
Long-term liabilities:		
Due within one year	102,555	82,412
Due within more than one year:		
Net pension liability	5,716,123	5,096,437
Other amounts	<u>2,705,438</u>	<u>2,752,627</u>
Total liabilities	<u>8,952,856</u>	<u>8,372,598</u>
<u>Deferred Inflows of Resources</u>		
Property taxes levied for the next fiscal year	1,914,265	1,934,488
Pensions	<u>517,244</u>	<u>921,539</u>
Total deferred inflows of resources	<u>2,431,509</u>	<u>2,856,027</u>
Total liabilities and deferred inflows of resources	<u>11,384,365</u>	<u>11,228,625</u>
<u>Net Position</u>		
Net investment in capital assets	568,651	480,445
Restricted	110,429	328,105
Unrestricted (deficit)	<u>(3,401,654)</u>	<u>(4,267,807)</u>
Total net position (deficit)	<u>\$ (2,722,574)</u>	<u>\$ (3,459,257)</u>

**CONOTTON VALLEY UNION LOCAL SCHOOL DISTRICT
HARRISON COUNTY, OHIO**

MANAGEMENT'S DISCUSSION AND ANALYSIS
FOR THE FISCAL YEAR ENDED JUNE 30, 2016
UNAUDITED

During a prior year, the District adopted GASB Statement 68, "Accounting and Financial Reporting for Pensions— an Amendment of GASB Statement 68," which significantly revises accounting for pension costs and liabilities. For reasons discussed below, many end users of this financial statement will gain a clearer understanding of the District's actual financial condition by adding deferred inflows related to pension and the net pension liability to the reported net position and subtracting deferred outflows related to pension.

Governmental Accounting Standards Board standards are national and apply to all government financial reports prepared in accordance with generally accepted accounting principles. When accounting for pension costs, GASB 27 focused on a funding approach. This approach limited pension costs to contributions annually required by law, which may or may not be sufficient to fully fund each plan's *net pension liability*. GASB 68 takes an earnings approach to pension accounting; however, the nature of Ohio's statewide pension systems and state law governing those systems requires additional explanation in order to properly understand the information presented in these statements.

Under the new standards required by GASB 68, the net pension liability equals the District's proportionate share of each plan's collective:

1. Present value of estimated future pension benefits attributable to active and inactive employees' past service
2. Minus plan assets available to pay these benefits

GASB notes that pension obligations, whether funded or unfunded, are part of the "employment exchange" – that is, the employee is trading his or her labor in exchange for wages, benefits, and the promise of a future pension. GASB noted that the unfunded portion of this pension promise is a present obligation of the government, part of a bargained-for benefit to the employee, and should accordingly be reported by the government as a liability since they received the benefit of the exchange. However, the District is not responsible for certain key factors affecting the balance of this liability. In Ohio, the employee shares the obligation of funding pension benefits with the employer. Both employer and employee contribution rates are capped by State statute. A change in these caps requires action of both Houses of the General Assembly and approval of the Governor. Benefit provisions are also determined by State statute. The employee enters the employment exchange with the knowledge that the employer's promise is limited not by contract but by law. The employer enters the exchange also knowing that there is a specific, legal limit to its contribution to the pension system. In Ohio, there is no legal means to enforce the unfunded liability of the pension system *as against the public employer*. State law operates to mitigate/lessen the moral obligation of the public employer to the employee, because all parties enter the employment exchange with notice as to the law. The pension system is responsible for the administration of the plan.

Most long-term liabilities have set repayment schedules or, in the case of compensated absences (i.e. sick and vacation leave), are satisfied through paid time-off or termination payments. There is no repayment schedule for the net pension liability. As explained above, changes in pension benefits, contribution rates, and return on investments affect the balance of the net pension liability, but are outside the control of the local government. In the event that contributions, investment returns, and other changes are insufficient to keep up with required pension payments, State statute does not assign/identify the responsible party for the unfunded portion. Due to the unique nature of how the net pension liability is satisfied, this liability is separately identified within the long-term liability section of the statement of net position.

In accordance with GASB 68, the District's statements prepared on an accrual basis of accounting include an annual pension expense for their proportionate share of each plan's *change* in net pension liability not accounted for as deferred inflows/outflows.

**CONOTTON VALLEY UNION LOCAL SCHOOL DISTRICT
HARRISON COUNTY, OHIO**

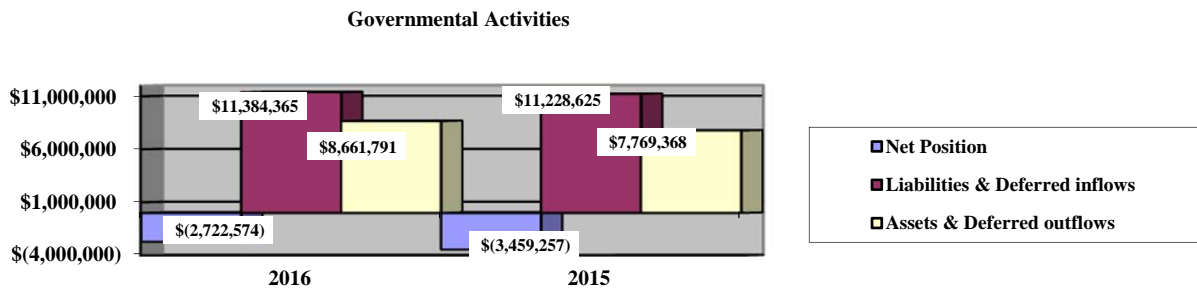
**MANAGEMENT'S DISCUSSION AND ANALYSIS
FOR THE FISCAL YEAR ENDED JUNE 30, 2016
UNAUDITED**

Over time, net position can serve as a useful indicator of a government's financial position. At June 30, 2016, the District's liabilities and deferred inflows of resources exceeded assets and deferred outflows of resources by \$2,722,574.

At year end, capital assets represented 36.45% of total assets. Capital assets include land, construction in progress, land improvements, buildings and improvements, furniture and equipment and vehicles. Net investment in capital assets at June 30, 2016, was \$568,651. These capital assets are used to provide services to the students and are not available for future spending.

A portion of the District's net position, \$110,429, represents resources that are subject to external restriction on how they may be used. The remaining balance of unrestricted net position is (\$3,401,654).

The graph below presents the District's governmental activities liabilities and deferred inflows of resources, net position and assets as of June 30, 2016 and June 30, 2015.



The table below and on the following page shows the change in net position for fiscal year 2016 and 2015.

	Change in Net Position	
	Governmental Activities 2016	Governmental Activities 2015
Revenues		
Program revenues:		
Charges for services and sales	\$ 521,393	\$ 480,242
Operating grants and contributions	688,106	666,128
General revenues:		
Property taxes	2,434,627	1,704,589
Payment in lieu of taxes	7,603	-
Grants and entitlements	2,558,590	2,523,032
Investment earnings	4,178	1,000
Other	98,242	72,847
Total revenues	6,312,739	5,447,838

**CONOTTON VALLEY UNION LOCAL SCHOOL DISTRICT
HARRISON COUNTY, OHIO**

MANAGEMENT'S DISCUSSION AND ANALYSIS
FOR THE FISCAL YEAR ENDED JUNE 30, 2016
UNAUDITED

Change in Net Position

	Governmental Activities <u>2016</u>	Governmental Activities <u>2015</u>
<u>Expenses</u>		
Program expenses:		
Instruction:		
Regular	2,142,948	2,221,193
Special	845,466	630,790
Vocational	33,626	29,449
Other	20,725	10,771
Support services:		
Pupil	245,423	280,684
Instructional staff	130,403	104,546
Board of education	26,372	17,659
Administration	620,104	587,810
Fiscal	201,898	209,722
Business	52	-
Operations and maintenance	509,956	483,714
Pupil transportation	345,040	331,484
Central	46,076	47,673
Operation of non-instructional services:		
Food service operations	153,720	159,975
Extracurricular activities	156,877	139,681
Interest and fiscal charges	<u>97,370</u>	<u>124,652</u>
Total expenses	<u>5,576,056</u>	<u>5,379,803</u>
Change in net position	736,683	68,035
Net position (deficit) at beginning of year	<u>(3,459,257)</u>	<u>(3,527,292)</u>
Net position (deficit) at end of year	<u>\$ (2,722,574)</u>	<u>\$ (3,459,257)</u>

Governmental Activities

Net position of the District's governmental activities increased \$736,683. Total governmental expenses of \$5,576,056 were offset by program revenues of \$1,209,499 and general revenues of \$5,103,240. Program revenues supported 21.69% of the total governmental expenses.

The primary sources of revenue for governmental activities are derived from property taxes, and unrestricted grants and entitlements. These revenue sources represent 79.09% of total governmental revenue.

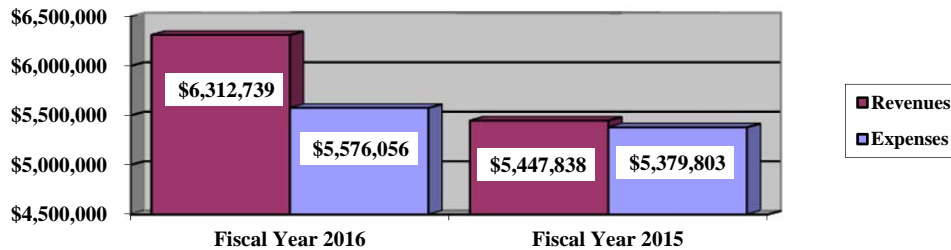
The largest expense of the District is for instructional programs. Instruction expenses totaled \$3,042,765 or 54.57% of total governmental expenses for fiscal year 2016.

**CONOTTON VALLEY UNION LOCAL SCHOOL DISTRICT
HARRISON COUNTY, OHIO**

MANAGEMENT'S DISCUSSION AND ANALYSIS
FOR THE FISCAL YEAR ENDED JUNE 30, 2016
UNAUDITED

The graph below presents the District's governmental activities revenue and expenses for fiscal year 2016 and 2015.

Governmental Activities - Revenues and Expenses



The statement of activities shows the cost of program services and the charges for services and grants offsetting those services. The following table shows, for governmental activities, the total cost of services and the net cost of services. That is, it identifies the cost of these services supported by tax revenue and unrestricted State grants and entitlements.

Governmental Activities

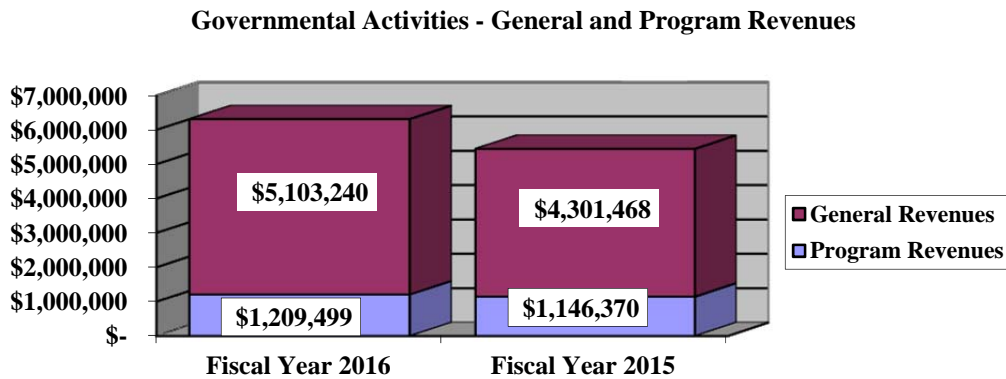
	Total Cost of Services <u>2016</u>	Net Cost of Services <u>2016</u>	Total Cost of Services <u>2015</u>	Net Cost of Services <u>2015</u>
Program expenses				
Instruction:				
Regular	2,142,948	1,758,329	2,221,193	1,843,940
Special	845,466	334,455	630,790	161,677
Vocational	33,626	27,504	29,449	26,748
Other	20,725	20,725	10,771	10,771
Support services:				
Pupil	245,423	188,047	280,684	206,322
Instructional staff	130,403	123,804	104,546	98,641
Board of education	26,372	26,372	17,659	17,659
Administration	620,104	608,902	587,810	574,419
Fiscal	201,898	201,898	209,722	209,722
Business	52	(3)	-	-
Operations and maintenance	509,956	509,956	483,714	483,714
Pupil transportation	345,040	331,550	331,484	331,484
Central	46,076	42,476	47,673	44,073
Operation of non-instructional services:				
Food service operations	153,720	(6,753)	159,975	19,639
Extracurricular activities	156,877	101,925	139,681	79,972
Interest and fiscal charges	97,370	97,370	124,652	124,652
Total expenses	<u>\$ 5,576,056</u>	<u>\$ 4,366,557</u>	<u>\$ 5,379,803</u>	<u>\$ 4,233,433</u>

**CONOTTON VALLEY UNION LOCAL SCHOOL DISTRICT
HARRISON COUNTY, OHIO**

MANAGEMENT'S DISCUSSION AND ANALYSIS
FOR THE FISCAL YEAR ENDED JUNE 30, 2016
UNAUDITED

The dependence upon tax and other general revenues for governmental activities is apparent as 70.36% of instruction activities are supported through taxes and other general revenues. For all governmental activities, general revenue support is 78.31%. The District's taxpayers and grants and entitlements not restricted to specific programs, as a whole, are by far the primary support for District's students.

The graph below presents the District's governmental activities revenue for fiscal year 2016 and 2015.



The District's Funds

The District's governmental funds reported a combined fund balance of \$2,596,903, which is lower than last year's total of \$4,252,166. The schedule below indicates the fund balance and the total change in fund balance as of June 30, 2016 and 2015.

	Fund Balance <u>June 30, 2016</u>	Fund Balance <u>June 30, 2015</u>	<u>Change</u>	<u>Percentage Change</u>
General	\$ 2,194,920	\$ 1,460,209	\$ 734,711	50.32 %
Building	291,241	2,493,858	(2,202,617)	(88.32) %
Other Governmental	<u>110,742</u>	<u>298,099</u>	<u>(187,357)</u>	(62.85) %
Total	<u>\$ 2,596,903</u>	<u>\$ 4,252,166</u>	<u>\$ (1,655,263)</u>	(38.93) %

General Fund

The District's general fund balance increased \$734,711.

**CONOTTON VALLEY UNION LOCAL SCHOOL DISTRICT
HARRISON COUNTY, OHIO**

MANAGEMENT'S DISCUSSION AND ANALYSIS
FOR THE FISCAL YEAR ENDED JUNE 30, 2016
UNAUDITED

The table that follows assists in illustrating the financial activities and fund balance of the general fund.

	2016 <u>Amount</u>	2015 <u>Amount</u>	<u>Change</u>	<u>Percentage Change</u>
<u>Revenues</u>				
Taxes	\$ 2,374,314	\$ 1,797,489	\$ 576,825	32.09 %
PILOT	7,603	-	7,603	100.00 %
Earnings on investments	703	220	483	219.55 %
Intergovernmental	2,692,925	2,642,125	50,800	1.92 %
Tuition	419,032	396,117	22,915	5.78 %
Other revenues	<u>113,377</u>	<u>84,168</u>	<u>29,209</u>	34.70 %
Total	<u>\$ 5,607,954</u>	<u>\$ 4,920,119</u>	<u>\$ 687,835</u>	13.98 %
<u>Expenditures</u>				
Instruction	\$ 2,712,318	\$ 2,623,082	\$ 89,236	3.40 %
Support services	1,951,238	1,819,746	131,492	7.23 %
Extracurricular activities	104,305	90,629	13,676	15.09 %
Facilities acquisition and construction	5,313	-	5,313	100.00 %
Debt service	<u>100,069</u>	<u>-</u>	<u>100,069</u>	100.00 %
Total	<u>\$ 4,873,243</u>	<u>\$ 4,533,457</u>	<u>\$ 339,786</u>	7.50 %

Revenues of the general fund increased \$687,835 or 13.98%. Tax revenue increased \$576,825. This increase was due to the 7.35 mill emergency operating levy that was renewed on the November 2014 ballot that started generating \$545,000 a year in revenue in the current fiscal year. Payment in lieu of taxes increased \$7,603 or 100.00% due to the District receiving the payment from Penn Crest Apartment complex in the current fiscal year. Other local revenues increased \$29,209 or 34.70% due to the District receiving a Harrison County Board of Developmental Disabilities grant in the current fiscal year. All other revenues remained comparable to prior years.

Expenditures of the general fund increased \$339,786 or 7.50%. Extracurricular activities increased \$13,676 or 15.09% primarily due to an increase in the amount of Walmart gift cards for the Share-a-Christmas fundraiser collections purchased during the current fiscal year. Facilities acquisition and construction increased \$5,313 or 100.00% due to the District expensing some capital related expenditures out of the general fund in fiscal year 2016. Debt service increased \$100,069 or 100.00%. The increase was due to the District beginning to make payments out of the general fund for the certificates of participation note entered into during fiscal year 2015. All expenditures remained comparable to prior years.

Building Fund

The building fund had \$3,475 in revenues and \$2,206,092 in expenditures. During fiscal year 2016, the building fund's fund balance decreased \$2,202,617 from a balance of \$2,493,858 to \$291,241. This decrease was due the District starting the construction for a building addition onto the high school in the current fiscal year.

General Fund Budgeting Highlights

The District's budget is prepared according to Ohio law and is based on accounting for certain transactions on a basis of cash receipts, disbursements and encumbrances. The most significant budgeted fund is the general fund.

**CONOTTON VALLEY UNION LOCAL SCHOOL DISTRICT
HARRISON COUNTY, OHIO**

MANAGEMENT'S DISCUSSION AND ANALYSIS
FOR THE FISCAL YEAR ENDED JUNE 30, 2016
UNAUDITED

During the course of fiscal year 2016, the District did not amend its general fund budget. For the general fund, final budgeted revenues were \$5,200,485, which was the same as original budgeted revenues. Actual revenues and other financing sources for fiscal year 2016 were \$5,391,786. This represents a \$191,301 increase from final and original budgeted revenues.

General fund original and final appropriations and other financing uses were \$5,033,623. The actual budget basis expenditures and other financing uses for fiscal year 2016 totaled \$4,896,573, which were \$137,050 less than the final and original budgeted appropriations.

Capital Assets and Debt Administration

Capital Assets

At the end of fiscal year 2016, the District had \$2,920,579 invested in land, construction in progress, land improvements, buildings and improvements, furniture and equipment, and vehicles. This entire amount is reported in governmental activities.

The following table shows June 30, 2016 balances compared to June 30, 2015:

**Capital Assets at June 30
(Net of Depreciation)**

	Governmental Activities	
	2016	2015
Land	\$ 75,820	\$ 75,820
Construction in progress	2,113,071	-
Land improvements	204,218	65,210
Building and improvements	289,023	199,907
Furniture and equipment	91,484	57,031
Vehicles	146,963	179,875
Total	\$ 2,920,579	\$ 577,843

Total additions to capital assets for 2016 were \$2,413,315. Disposals to capital assets for 2016 were \$1,435 (net of accumulated depreciation). Depreciation expense for fiscal year 2016 was \$69,144. Overall, capital assets of the District increased \$2,342,736.

See Note 8 to the basic financial statements for additional information on the District's capital assets.

Debt Administration

At June 30, 2016, the District had \$65,761 in capital lease obligations and \$2,470,000 in certificates of participation outstanding; of this amount, \$82,459 is due within one year and \$2,453,302 is due in more than one year.

**CONOTTON VALLEY UNION LOCAL SCHOOL DISTRICT
HARRISON COUNTY, OHIO**

**MANAGEMENT'S DISCUSSION AND ANALYSIS
FOR THE FISCAL YEAR ENDED JUNE 30, 2016
UNAUDITED**

A summary of the District's long-term obligations outstanding at June 30, 2016 and 2015:

	Governmental Activities 2016	Governmental Activities 2015
Capital lease	\$ 65,761	\$ 97,398
Certificates of participation	2,470,000	2,500,000
Total	\$ 2,535,761	\$ 2,597,398

For further information regarding the District's long-term obligations, refer to Note 10 in the basic financial statements.

At June 30, 2016, the District's overall legal voted debt margin was \$7,569,498, with an unvoted debt margin of \$84,106.

Current Financial Related Activities

For fiscal year 2017, the District will be able to meet its obligations. The District relies upon property taxes and the State foundation program. The District's property tax revenue collection is expected to increase slightly in fiscal year 2017. This tax revenue, along with the District's cash balance, will provide the District with the necessary funds to meet its operating expenses in fiscal year 2017.

The District is currently undertaking a \$2,500,000 building addition with renovations to the high school whereby six elementary classrooms and office spaces are being added to the high school building. The building project was completed in time for classes to begin in August 2016. All classes from kindergarten to grade 12 are located at one site and the Bowerston Elementary building has been closed. The project was funded through the issuance of Certificates of Participation.

Contacting the District's Financial Management

This financial report is designed to provide our citizens, taxpayers, investors and creditors with a general overview of the District's finances and to show the District's accountability for the money it receives. If you have questions about this report or need additional financial information contact Ms. Debra DiDonato, Treasurer, Conotton Valley Union Local School District, 21 Mound Street, P.O. Box 187, Sherrodsville, Ohio 44675.

**CONOTTON VALLEY LOCAL SCHOOL DISTRICT
HARRISON COUNTY, OHIO**

STATEMENT OF NET POSITION
JUNE 30, 2016

	Governmental Activities
Assets:	
Equity in pooled cash and cash equivalents.	\$ 2,447,171
Receivables:	
Property taxes	2,476,543
Accrued interest	102
Intergovernmental.	137,604
Prepayments	27,945
Materials and supplies inventory.	348
Inventory held for resale.	1,915
Capital assets:	
Nondepreciable capital assets	2,188,891
Depreciable capital assets, net.	731,688
Capital assets, net	2,920,579
Total assets.	8,012,207
 Deferred outflows of resources:	
Pension - STRS	453,322
Pension - SERS	196,262
Total deferred outflows of resources	649,584
 Liabilities:	
Accounts payable.	9,689
Contracts payable.	1,085
Accrued wages and benefits payable	337,691
Intergovernmental payable	8,606
Pension and postemployment benefits payable	63,177
Accrued interest payable	8,492
Long-term liabilities:	
Due within one year.	102,555
Due in more than one year:	
Net pension liability.	5,716,123
Other amounts due in more than one year	2,705,438
Total liabilities	8,952,856
 Deferred inflows of resources:	
Property taxes levied for the next fiscal year	1,914,265
Pension - STRS	490,318
Pension - SERS	26,926
Total deferred inflows of resources	2,431,509
 Net position:	
Net investment in capital assets	568,651
Restricted for:	
Capital projects	91,814
Locally funded programs	105
Federally funded programs	314
Student activities	11,690
Other purposes	6,506
Unrestricted (deficit)	(3,401,654)
Total net position (deficit)	\$ (2,722,574)

SEE ACCOMPANYING NOTES TO THE BASIC FINANCIAL STATEMENTS

**CONOTTON VALLEY LOCAL SCHOOL DISTRICT
HARRISON COUNTY, OHIO**

STATEMENT OF ACTIVITIES
FOR THE FISCAL YEAR ENDED JUNE 30, 2016

	Expenses	Program Revenues		Net (Expense) Revenue and Changes in Net Position
		Charges for Services and Sales	Operating Grants and Contributions	Governmental Activities
Governmental activities:				
Instruction:				
Regular	\$ 2,142,948	\$ 348,598	\$ 36,021	\$ (1,758,329)
Special	845,466	70,434	440,577	(334,455)
Vocational	33,626	-	6,122	(27,504)
Other	20,725	-	-	(20,725)
Support services:				
Pupil	245,423	-	57,376	(188,047)
Instructional staff	130,403	-	6,599	(123,804)
Board of education	26,372	-	-	(26,372)
Administration.	620,104	-	11,202	(608,902)
Fiscal.	201,898	-	-	(201,898)
Business.	52	23	32	3
Operations and maintenance	509,956	-	-	(509,956)
Pupil transportation.	345,040	-	13,490	(331,550)
Central	46,076	-	3,600	(42,476)
Operation of non-instructional services:				
Food service operations	153,720	67,143	93,330	6,753
Extracurricular activities.	156,877	35,195	19,757	(101,925)
Interest and fiscal charges	97,370	-	-	(97,370)
Total governmental activities	\$ 5,576,056	\$ 521,393	\$ 688,106	(4,366,557)
 General revenues:				
Property taxes levied for:				
General purposes				2,344,245
Capital outlay.				90,382
Payments in lieu of taxes.				7,603
Grants and entitlements not restricted to specific programs				2,558,590
Investment earnings				4,178
Miscellaneous				98,242
Total general revenues				5,103,240
Change in net position				736,683
Net position (deficit) at beginning of year				(3,459,257)
Net position (deficit) at end of year				\$ (2,722,574)

SEE ACCOMPANYING NOTES TO THE BASIC FINANCIAL STATEMENTS

**CONOTTON VALLEY LOCAL SCHOOL DISTRICT
HARRISON COUNTY, OHIO**

BALANCE SHEET
GOVERNMENTAL FUNDS
JUNE 30, 2016

	<u>General</u>	<u>Building</u>	<u>Nonmajor Governmental Funds</u>	<u>Total Governmental Funds</u>
Assets:				
Equity in pooled cash and cash equivalents.	\$ 2,055,982	\$ 291,139	\$ 100,050	\$ 2,447,171
Receivables:				
Property taxes.	2,332,211	-	144,332	2,476,543
Accrued interest	-	102	-	102
Interfund loans	28,000	-	-	28,000
Intergovernmental.	69,655	-	67,949	137,604
Prepayments.	27,945	-	-	27,945
Materials and supplies inventory.	-	-	348	348
Inventory held for resale.	-	-	1,915	1,915
Total assets	<u>\$ 4,513,793</u>	<u>\$ 291,241</u>	<u>\$ 314,594</u>	<u>\$ 5,119,628</u>
Liabilities:				
Accounts payable	\$ 4,196	\$ -	\$ 5,493	\$ 9,689
Contracts payable.	85	-	1,000	1,085
Accrued wages and benefits payable	290,248	-	47,443	337,691
Compensated absences payable	5,014	-	-	5,014
Intergovernmental payable	7,938	-	668	8,606
Pension and postemployment benefits payable	59,998	-	3,179	63,177
Interfund loans payable.	-	-	28,000	28,000
Total liabilities.	<u>367,479</u>	<u>-</u>	<u>85,783</u>	<u>453,262</u>
Deferred inflows of resources:				
Property taxes levied for the next fiscal year.	1,802,528	-	111,737	1,914,265
Delinquent property tax revenue not available.	94,211	-	6,332	100,543
Intergovernmental revenue not available.	54,655	-	-	54,655
Total deferred inflows of resources	<u>1,951,394</u>	<u>-</u>	<u>118,069</u>	<u>2,069,463</u>
Fund balances:				
Nonspendable:				
Materials and supplies inventory.	-	-	348	348
Prepays.	27,945	-	-	27,945
Restricted:				
Capital improvements	-	291,241	81,227	372,468
Food service operations	-	-	12,831	12,831
Special education	-	-	314	314
Targeted academic assistance	-	-	5,415	5,415
Other purposes.	-	-	105	105
Extracurricular.	-	-	11,690	11,690
Assigned:				
Student instruction	5,953	-	-	5,953
Student and staff support.	25,064	-	-	25,064
Subsequent year's appropriations	59,609	-	-	59,609
Unassigned (deficit)	2,076,349	-	(1,188)	2,075,161
Total fund balances	<u>2,194,920</u>	<u>291,241</u>	<u>110,742</u>	<u>2,596,903</u>
Total liabilities, deferred inflows and fund balances	<u>\$ 4,513,793</u>	<u>\$ 291,241</u>	<u>\$ 314,594</u>	<u>\$ 5,119,628</u>

SEE ACCOMPANYING NOTES TO THE BASIC FINANCIAL STATEMENTS

**CONOTTON VALLEY LOCAL SCHOOL DISTRICT
HARRISON COUNTY, OHIO**

RECONCILIATION OF TOTAL GOVERNMENTAL FUND BALANCES TO
NET POSITION OF GOVERNMENTAL ACTIVITIES
JUNE 30, 2016

Total governmental fund balances		\$ 2,596,903
<i>Amounts reported for governmental activities on the statement of net position are different because:</i>		
Capital assets used in governmental activities are not financial resources and therefore are not reported in the funds.		2,920,579
Other long-term assets are not available to pay for current-period expenditures and therefore are deferred inflows in the funds.		
Property taxes receivable	\$ 100,543	
Intergovernmental receivable	54,655	
Total	155,198	155,198
Unamortized premiums on certificates of participation issued are not recognized in the funds.		(102,068)
Accrued interest payable is not due and payable in the current period and therefore is not reported in the funds.		(8,492)
The net pension liability is not due and payable in the current period; therefore, the liability and related deferred inflows/outflows are not reported in governmental funds:		
Deferred outflows of resources - pension	649,584	
Deferred inflows of resources - pension	(517,244)	
Net pension liability	(5,716,123)	(5,583,783)
Long-term liabilities, including bonds payable, are not due and payable in the current period and therefore are not reported in the funds.		
Capital lease obligations	(65,761)	
Certificates of participation	(2,470,000)	
Compensated absences	(165,150)	
Total		(2,700,911)
Net position (deficit) of governmental activities		\$ (2,722,574)

SEE ACCOMPANYING NOTES TO THE BASIC FINANCIAL STATEMENTS

**CONOTTON VALLEY LOCAL SCHOOL DISTRICT
HARRISON COUNTY, OHIO**

STATEMENT OF REVENUES, EXPENDITURES AND CHANGES IN FUND BALANCES
GOVERNMENTAL FUNDS
FOR THE FISCAL YEAR ENDED JUNE 30, 2016

	<u>General</u>	<u>Building</u>	<u>Nonmajor Governmental Funds</u>	<u>Total Governmental Funds</u>
Revenues:				
From local sources:				
Property taxes	\$ 2,374,314	\$ -	\$ 123,360	\$ 2,497,674
Payment in lieu of taxes	7,603	-	-	7,603
Tuition	419,032	-	-	419,032
Earnings on investments	703	3,475	-	4,178
Charges for services	-	-	67,166	67,166
Extracurricular	15,135	-	20,060	35,195
Contributions and donations	18,416	-	10,651	29,067
Other local revenues	79,826	-	9,106	88,932
Intergovernmental - state	2,629,462	-	84,605	2,714,067
Intergovernmental - federal	63,463	-	424,636	488,099
Total revenues	<u>5,607,954</u>	<u>3,475</u>	<u>739,584</u>	<u>6,351,013</u>
Expenditures:				
Current:				
Instruction:				
Regular	2,110,674	-	36,938	2,147,612
Special	546,603	-	292,108	838,711
Vocational	34,310	-	-	34,310
Other	20,731	-	-	20,731
Support services:				
Pupil	186,264	-	61,542	247,806
Instructional staff	125,608	-	7,114	132,722
Board of education	26,019	-	-	26,019
Administration	619,513	-	11,524	631,037
Fiscal	190,948	-	4,654	195,602
Business	-	-	52	52
Operations and maintenance	454,679	-	32,973	487,652
Pupil transportation	311,435	-	5,000	316,435
Central	36,772	-	3,600	40,372
Operation of non-instructional services:				
Food service operations	-	-	153,323	153,323
Extracurricular activities	104,305	-	53,227	157,532
Facilities acquisition and construction	5,313	2,206,092	191,354	2,402,759
Debt service:				
Principal retirement	25,806	-	35,831	61,637
Interest and fiscal charges	74,263	-	37,701	111,964
Total expenditures	<u>4,873,243</u>	<u>2,206,092</u>	<u>926,941</u>	<u>8,006,276</u>
Net change in fund balances	734,711	(2,202,617)	(187,357)	(1,655,263)
Fund balances at beginning of year	<u>1,460,209</u>	<u>2,493,858</u>	<u>298,099</u>	<u>4,252,166</u>
Fund balances at end of year	<u>\$ 2,194,920</u>	<u>\$ 291,241</u>	<u>\$ 110,742</u>	<u>\$ 2,596,903</u>

SEE ACCOMPANYING NOTES TO THE BASIC FINANCIAL STATEMENTS

**CONOTTON VALLEY LOCAL SCHOOL DISTRICT
HARRISON COUNTY, OHIO**

RECONCILIATION OF THE STATEMENT OF REVENUES, EXPENDITURES
AND CHANGES IN FUND BALANCES OF GOVERNMENTAL FUNDS
TO THE STATEMENT OF ACTIVITIES
FOR THE FISCAL YEAR ENDED JUNE 30, 2016

Net change in fund balances - total governmental funds	\$	(1,655,263)
<i>Amounts reported for governmental activities in the statement of activities are different because:</i>		
Governmental funds report capital outlays as expenditures. However, in the statement of activities, the cost of those assets is allocated over their estimated useful lives as depreciation expense.		
Capital asset additions	\$ 2,413,315	
Current year depreciation	(69,144)	
Total		2,344,171
The net effect of various miscellaneous transactions involving capital assets (i.e., sales, disposals, trade-ins, and donations) is to decrease net position.		
		(1,435)
Revenues in the statement of activities that do not provide current financial resources are not reported as revenues in the funds.		
Property taxes	(63,047)	
Intergovernmental	8,832	
Total		(54,215)
Contractually required contributions are reported as expenditures in governmental funds; however, the statement of activities reports these amount as deferred outflows.		
		349,627
Except for amounts reported as deferred inflows/ outflows, changes in the net pension liability are reported as pension expense in the statement of activities.		
		(289,264)
Repayment of capital lease and bond principal is an expenditure in the governmental funds, but the repayment reduces long-term liabilities on the statement of net position.		
		61,637
In the statement of activities, interest is accrued on outstanding certificates of participation, whereas in governmental funds, an interest expenditure is reported when due. The following items resulted in additional interest being reported in the statement of activities:		
Decrease in accrued interest payable	11,002	
Amortization of certificates of participation premiums	3,592	
Total		14,594
Some expenses reported in the statement of activities, such as compensated absences, do not require the use of current financial resources and therefore are not reported as expenditures in governmental funds.		
		(33,169)
Change in net position of governmental activities	\$	736,683

SEE ACCOMPANYING NOTES TO THE BASIC FINANCIAL STATEMENTS

**CONOTTON VALLEY LOCAL SCHOOL DISTRICT
HARRISON COUNTY, OHIO**

STATEMENT OF REVENUES, EXPENDITURES AND CHANGES IN
FUND BALANCE - BUDGET AND ACTUAL (NON-GAAP BUDGETARY BASIS)
GENERAL FUND
FOR THE FISCAL YEAR ENDED JUNE 30, 2016

	<u>Budgeted Amounts</u>		<u>Actual</u>	Variance with Final Budget Positive (Negative)
	<u>Original</u>	<u>Final</u>		<u>Actual</u>
Revenues:				
From local sources:				
Property taxes	\$ 2,105,000	\$ 2,105,000	\$ 2,204,156	\$ 99,156
Payment in lieu of taxes.	-	-	7,603	7,603
Tuition.	401,000	401,000	419,032	18,032
Earnings on investments	500	500	703	203
Contributions and donations	-	-	11,715	11,715
Other local revenues	75,000	75,000	127,178	52,178
Intergovernmental - state	2,618,985	2,618,985	2,620,514	1,529
Total revenues	5,200,485	5,200,485	5,390,901	190,416
Expenditures:				
Current:				
Instruction:				
Regular	2,267,846	2,124,991	2,114,296	10,695
Special.	484,968	535,098	532,480	2,618
Vocational.	36,637	34,587	33,469	1,118
Other.	11,150	22,150	20,977	1,173
Support services:				
Pupil.	185,475	193,235	183,225	10,010
Instructional staff	124,215	136,865	126,413	10,452
Board of education	30,255	26,855	26,010	845
Administration.	598,756	626,831	616,218	10,613
Fiscal	235,242	196,242	191,614	4,628
Operations and maintenance.	441,832	486,292	473,070	13,222
Pupil transportation	329,810	364,110	316,325	47,785
Central.	33,033	42,658	37,788	4,870
Extracurricular activities.	99,335	98,135	91,391	6,744
Facilities acquisition and construction	25,000	8,505	5,228	3,277
Debt service:				
Principal	25,806	25,806	25,806	-
Interest and fiscal charges.	74,263	74,263	74,263	-
Total expenditures	5,003,623	4,996,623	4,868,573	128,050
 Excess of revenues over expenditures	 196,862	 203,862	 522,328	 318,466
Other financing sources (uses):				
Transfers in	-	-	885	885
Transfers (out).	(30,000)	(9,000)	-	9,000
Advances (out)	-	(28,000)	(28,000)	-
Total other financing sources (uses)	(30,000)	(37,000)	(27,115)	9,885
 Net change in fund balance	 166,862	 166,862	 495,213	 328,351
Fund balance at beginning of year	1,501,001	1,501,001	1,501,001	-
Prior year encumbrances appropriated . . .	23,965	23,965	23,965	-
Fund balance at end of year	\$ 1,691,828	\$ 1,691,828	\$ 2,020,179	\$ 328,351

SEE ACCOMPANYING NOTES TO THE BASIC FINANCIAL STATEMENTS

**CONOTTON VALLEY LOCAL SCHOOL DISTRICT
HARRISON COUNTY, OHIO**

STATEMENT OF FIDUCIARY NET POSITION
FIDUCIARY FUNDS
JUNE 30, 2016

	<u>Agency</u>
Assets:	
Equity in pooled cash and cash equivalents	\$ 11,117
Total assets.	<u>\$ 11,117</u>
Liabilities:	
Due to students.	\$ 11,117
Total liabilities	<u>\$ 11,117</u>

SEE ACCOMPANYING NOTES TO THE BASIC FINANCIAL STATEMENTS

**CONOTTON VALLEY UNION LOCAL SCHOOL DISTRICT
HARRISON COUNTY, OHIO**

**NOTES TO THE BASIC FINANCIAL STATEMENTS
FOR THE FISCAL YEAR ENDED JUNE 30, 2016**

NOTE 1 - DESCRIPTION OF THE SCHOOL DISTRICT

Conotton Valley Union Local School District (the "District") is a body politic and corporate established for the purpose of exercising the rights and privileges conveyed to it by the constitution and laws of the State of Ohio.

The District operates under a locally-elected five-member Board form of government and provides educational services as mandated by State and/or federal agencies. This Board controls the District's 2 instructional/support facilities staffed by 6 administrators, 30 classified and 36 certified full-time teaching personnel, who provide services to 400 students and other community members.

NOTE 2 - SUMMARY OF SIGNIFICANT ACCOUNTING POLICIES

The basic financial statements of the District have been prepared in conformity with accounting principles generally accepted in the United States of America (GAAP) as applied to governmental units. The Governmental Accounting Standards Board (GASB) is the accepted standard-setting body for establishing governmental accounting and financial reporting principles. The District's significant accounting policies are described below.

A. Reporting Entity

The reporting entity has been defined in accordance with GASB Statement No. 14, "The Financial Reporting Entity" as amended by GASB Statement No. 39, "Determining Whether Certain Organizations Are Component Units" and GASB Statement No. 61, "The Financial Reporting Entity: Omnibus an amendment of GASB Statements No. 14 and No. 34". The reporting entity is composed of the primary government and component units. The primary government consists of all funds, departments, boards and agencies that are not legally separate from the District. For the District, this includes general operations, food service, and student related activities of the District.

Component units are legally separate organizations for which the District is financially accountable. The District is financially accountable for an organization if the District appoints a voting majority of the organization's Governing Board and (1) the District is able to significantly influence the programs or services performed or provided by the organization; or (2) the District is legally entitled to or can otherwise access the organization's resources; or (3) the District is legally obligated or has otherwise assumed the responsibility to finance the deficits of, or provide financial support to, the organization; or (4) the District is obligated for the debt of the organization. Component units may also include organizations that are fiscally dependent on the District in that the District approves the budget, the issuance of debt or the levying of taxes. Certain organizations are also included as component units if the nature and significance of the relationship between the primary government and the organization is such that exclusion by the primary government would render the primary government's financial statements incomplete or misleading. Based upon the application of these criteria, the District has no component units. The basic financial statements of the reporting entity include only those of the District (the primary government).

**CONOTTON VALLEY UNION LOCAL SCHOOL DISTRICT
HARRISON COUNTY, OHIO**

**NOTES TO THE BASIC FINANCIAL STATEMENTS
FOR THE FISCAL YEAR ENDED JUNE 30, 2016**

NOTE 2 - SUMMARY OF SIGNIFICANT ACCOUNTING POLICIES - (Continued)

The following organizations are described due to their relationship to the District:

JOINTLY GOVERNED ORGANIZATIONS

Ohio Mid-Eastern Regional Education Service Agency (OME-RESA)

OME-RESA is a computer service organization whose primary function is to provide information technology services to its member districts with the major emphasis being placed on accounting, payroll and inventory control services. Other areas of service provided by OME-RESA include pupil scheduling, attendance and grade reporting, career guidance services, special education records and test scoring.

OME-RESA is one of 23 regional service organizations serving over 600 public districts in the State of Ohio that make up the Ohio Educational Computer network (OECN). These service organizations are known as Data Acquisition Sites. The OECN is a collective group of Data Acquisition Sites, authorized pursuant to Section 3301.075 of the Ohio Revised Code and their member districts. Such sites, in conjunction with the Ohio Department of Education (ODE), comprise a statewide delivery system to provide comprehensive, cost-efficient accounting and other administrative and instructional computer services for participating Ohio districts.

Major funding for this network is derived from the State of Ohio. In addition, a majority of the software utilized by the OME-RESA is developed by the ODE.

OME-RESA is owned and operated by 49 member districts in 10 different Ohio counties. The member districts are comprised of public districts and educational service centers. Each member district pays an annual fee for services provided by OME-RESA. OME-RESA is governed by a Board of Directors, which is selected by the member districts. Each member district has one vote in all matters and each member district's control over budgeting and financing of OME-RESA is limited to its voting authority and any representation it may have on the Board of Directors.

OME-RESA is located at 2023 Sunset Blvd., Steubenville, Ohio 43952. The Jefferson County Educational Service Center is one of OME-RESA's member districts and acts in the capacity of fiscal agent for OME-RESA.

INSURANCE PURCHASING POOLS

Workers' Compensation Group Rating Program

The District participates in the Ohio School Boards Association (OSBA) / CompManagement, Inc. Workers' Compensation Group Rating Program (GRP). The GRP is sponsored by OSBA and administered by CompManagement, Inc. The intent of the GRP is to achieve the benefit of a reduced premium for the District by virtue of its grouping and representation with other participants in the GRP. The District pays a fee to the GRP to cover the costs of administering the program.

**CONOTTON VALLEY UNION LOCAL SCHOOL DISTRICT
HARRISON COUNTY, OHIO**

NOTES TO THE BASIC FINANCIAL STATEMENTS
FOR THE FISCAL YEAR ENDED JUNE 30, 2016

NOTE 2 - SUMMARY OF SIGNIFICANT ACCOUNTING POLICIES - (Continued)

B. Fund Accounting

The District uses funds to maintain its financial records during the year. A fund is defined as a fiscal and accounting entity with a self-balancing set of accounts. There are three categories of funds: governmental, proprietary and fiduciary. The District does not have proprietary funds.

GOVERNMENTAL FUNDS

Governmental funds are those through which most governmental functions typically are financed. Governmental fund reporting focuses on the sources, uses and balances of current financial resources. Expendable assets are assigned to the various governmental funds according to the purposes for which they may or must be used. Current liabilities are assigned to the fund from which they will be paid. The difference between governmental fund assets and deferred outflows of resources and liabilities and deferred inflows of resources is reported as fund balance. The following are the District's major governmental funds:

General fund - The general fund is used to account for and report all financial resources not accounted for and reported in another fund. The general fund balance is available for any purpose provided it is expended or transferred according to the general laws of Ohio.

Building fund - The building fund is used to account for resources that are restricted for the acquisition of capital facilities and capital assets. All proceeds from the sale of bonds, notes or certificates of indebtedness, except premium and accrued interest, are paid into this fund.

Other governmental funds of the District are used to account for (a) financial resources that are restricted, committed, or assigned to expenditures for capital outlays including the acquisition or construction of capital facilities and other capital assets, (b) specific revenue sources that are restricted or committed to an expenditure for specified purposes other than debt service or capital projects and (c) financial resources that are restricted, committed, or assigned to expenditure for principal and interest.

FIDUCIARY FUNDS

Fiduciary fund reporting focuses on net position and changes in net position. The fiduciary fund category is split into four classifications: pension trust funds, investment trust funds, private-purpose trust funds and agency funds. Trust funds are used to account for assets held by the District under a trust agreement for individuals, private organizations, or other governments and are therefore not available to support the District's own programs. The District's only trust funds are private-purpose trusts which account for scholarship programs for students. In fiscal year 2015, the District's only private-purpose trust fund per Board approval was closed out and the funds were turned over to a scholarship fund outside of the District. Agency funds are custodial in nature (assets equal liabilities) and do not involve measurement of results of operations. The District's agency fund accounts for student activities.

**CONOTTON VALLEY UNION LOCAL SCHOOL DISTRICT
HARRISON COUNTY, OHIO**

NOTES TO THE BASIC FINANCIAL STATEMENTS
FOR THE FISCAL YEAR ENDED JUNE 30, 2016

NOTE 2 - SUMMARY OF SIGNIFICANT ACCOUNTING POLICIES - (Continued)

C. Basis of Presentation and Measurement Focus

Government-wide Financial Statements - The statement of net position and the statement of activities display information about the District as a whole. These statements include the financial activities of the primary government, except for fiduciary funds.

The government-wide statement of activities presents a comparison between direct expenses and program revenues for each function or program of the governmental activities of the District. Direct expenses are those that are specifically associated with a service, program or department and therefore clearly identifiable to a particular function. Program revenues include amounts paid by the recipient of goods or services offered by the program and grants and contributions that are restricted to meeting the operational or capital requirements of a particular program. Revenues not classified as program revenues are presented as general revenues of the District.

The government-wide financial statements are prepared using the economic resources measurement focus. All assets and deferred outflows of resources and all liabilities and deferred inflows of resources associated with the operation of the District are included on the statement of net position.

Fund Financial Statements - Fund financial statements report detailed information about the District. The focus of governmental fund financial statements is on major funds rather than reporting funds by type. Each major fund is presented in a separate column, and all nonmajor funds are aggregated into one column. Fiduciary funds are reported by fund type.

All governmental funds are accounted for using a flow of current financial resources measurement focus. With this measurement focus, only current assets, deferred outflows of resources, current liabilities and deferred inflows of resources generally are included on the balance sheet. The statement of revenues, expenditures and changes in fund balances reports on the sources (i.e., revenues and other financing sources) and uses (i.e., expenditures and other financing uses) of current financial resources. This approach differs from the manner in which the governmental activities of the government-wide financial statements are prepared. Governmental fund financial statements therefore include a reconciliation with brief explanations to better identify the relationship between the government-wide statements and the statements for governmental funds.

The private-purpose trust funds are reported using the economic resources measurement focus. Agency funds do not report a measurement focus as they do not report operations.

D. Basis of Accounting

Basis of accounting determines when transactions are recorded in the financial records and reported on the financial statements. Government-wide financial statements are prepared using the accrual basis of accounting. Governmental funds use the modified accrual basis of accounting. Fiduciary funds also use the accrual basis of accounting.

**CONOTTON VALLEY UNION LOCAL SCHOOL DISTRICT
HARRISON COUNTY, OHIO**

**NOTES TO THE BASIC FINANCIAL STATEMENTS
FOR THE FISCAL YEAR ENDED JUNE 30, 2016**

NOTE 2 - SUMMARY OF SIGNIFICANT ACCOUNTING POLICIES - (Continued)

Revenues - Exchange and Nonexchange Transactions - Revenue resulting from exchange transactions, in which each party gives and receives essentially equal value, is recorded on the accrual basis when the exchange takes place. On a modified accrual basis, revenue is recorded in the fiscal year in which the resources are measurable and become available. Available means that the resources will be collected within the current fiscal year or are expected to be collected soon enough thereafter to be used to pay liabilities of the current fiscal year. For the District, available means expected to be received within sixty days of fiscal year end.

Nonexchange transactions, in which the District receives value without directly giving equal value in return, include property taxes, grants, entitlements and donations. On an accrual basis, revenue from property taxes is recognized in the fiscal year for which the taxes are levied (See Note 6).

Revenue from grants, entitlements and donations is recognized in the fiscal year in which all eligibility requirements have been satisfied. Eligibility requirements include timing requirements, which specify the year when the resources are required to be used or the fiscal year when use is first permitted, matching requirements, in which the District must provide local resources to be used for a specified purpose and expenditure requirements, in which the resources are provided to the District on a reimbursement basis. On a modified accrual basis, revenue from nonexchange transactions must also be available before it can be recognized.

Under the modified accrual basis, the following revenue sources are considered to be both measurable and available at fiscal year-end: property taxes available as an advance, interest, tuition, grants, student fees and rentals.

Deferred Outflows of Resources and Deferred Inflows of Resources - In addition to assets, the government-wide statement of net position will report a separate section for deferred outflows of resources. Deferred outflows of resources, represents a consumption of net position that applies to a future period and will not be recognized as an outflow of resources (expense/expenditure) until then. See Note 12 for deferred outflows of resources related to the District's net pension liability.

In addition to liabilities, both the government-wide statement of net position and the governmental fund financial statements report a separate section for deferred inflows of resources. Deferred inflows of resources represent an acquisition of net position that applies to a future period and will not be recognized as an inflow of resources (revenue) until that time. For the District, deferred inflows of resources include property taxes and unavailable revenue. Property taxes represent amounts for which there is an enforceable legal claim as of June 30, 2016, but which were levied to finance fiscal year 2017 operations. These amounts have been recorded as a deferred inflow of resources on both the government-wide statement of net position and the governmental fund financial statements. Unavailable revenue is reported only on the governmental funds balance sheet, and represents receivables which will not be collected within the available period. For the District unavailable revenue includes, but is not limited to, delinquent property taxes and intergovernmental grants. These amounts are deferred and recognized as an inflow of resources in the period the amounts become available.

**CONOTTON VALLEY UNION LOCAL SCHOOL DISTRICT
HARRISON COUNTY, OHIO**

**NOTES TO THE BASIC FINANCIAL STATEMENTS
FOR THE FISCAL YEAR ENDED JUNE 30, 2016**

NOTE 2 - SUMMARY OF SIGNIFICANT ACCOUNTING POLICIES - (Continued)

See Note 12 for deferred inflows of resources related to the District's net pension liability. This deferred inflow of resources is only reported on the government-wide statement of net position.

Expenses/Expenditures - On the accrual basis of accounting, expenses are recognized at the time they are incurred. The entitlement value of donated commodities used during the year is reported in the statement of revenues, expenditures and changes in fund balances as an expenditure with a like amount reported as intergovernmental revenue.

The measurement focus of governmental fund accounting is on decreases in net financial resources (expenditures) rather than expenses. Expenditures are generally recognized in the accounting period in which the related fund liability is incurred, if measurable. Allocations of cost, such as depreciation and amortization, are not recognized in governmental funds.

E. Budgets

The District is required by State statute to adopt an annual appropriated cash basis budget for all funds. The specific timetable for fiscal year 2016 is as follows:

1. Prior to January 15, the Superintendent and Treasurer submit to the Board of Education a proposed operating budget for the fiscal year commencing the following July 1. The budget includes proposed expenditures and the means of financing for all funds. Public hearings are publicized and conducted to obtain taxpayers' comments. The purpose of this budget document is to reflect the need for existing (or increased) tax rates.
2. By no later than January 20, the Board-adopted budget is filed with the Harrison County Budget Commission for tax rate determination. The Harrison County Budget Commission waived this requirement for fiscal year 2016.
3. Prior to April 1, the Board of Education accepts, by formal resolution, the tax rates as determined by the Budget Commission and receives the Commission's certificate of estimated resources which states the projected revenue of each fund. Prior to July 1, the District must revise its budget so that total contemplated expenditures from any fund during the ensuing year will not exceed the amount stated in the certificate of estimated resources. The revised budget then serves as a basis for the appropriation measure. On or about July 1, the certificate is amended to include any unencumbered balances from the preceding year as reported by the District Treasurer. The certificate may be further amended during the year if projected increases or decreases in revenue are identified by the District Treasurer. The budget figures, as shown in the accompanying budgetary statement, reflect the amounts set forth in the original and final certificate of estimated resources issued for fiscal year 2016.
4. By July 1, the annual appropriation resolution is legally enacted by the Board of Education at the fund level of expenditures for the general fund and for all other funds, which is the legal level of budgetary control. State statute permits a temporary appropriation to be effective until no later than October 1 of each year. Resolution appropriations by fund must be within the estimated resources as certified by the County Budget Commission and the total of expenditures and encumbrances may not exceed the appropriation totals.

**CONOTTON VALLEY UNION LOCAL SCHOOL DISTRICT
HARRISON COUNTY, OHIO**

**NOTES TO THE BASIC FINANCIAL STATEMENTS
FOR THE FISCAL YEAR ENDED JUNE 30, 2016**

NOTE 2 - SUMMARY OF SIGNIFICANT ACCOUNTING POLICIES - (Continued)

5. Any revisions that alter the total of any fund appropriation must be approved by the Board of Education.
6. Formal budgetary integration is employed as a management control device during the year for all funds consistent with statutory provisions. All funds completed the year within the amount of their legally authorized cash basis appropriation.
7. Appropriation amounts are as originally adopted, or as amended by the Board of Education through the year by supplemental appropriations, which either reallocated or increased the original appropriated amounts. All supplemental appropriations were legally enacted by the Board prior to June 30, 2016; however, none of these amendments were significant.
8. Unencumbered appropriations lapse at year end. Encumbered appropriations are carried forward to the succeeding fiscal year and need not be re-appropriated. Expenditures plus encumbrances may not legally exceed budgeted appropriations at the fund level.

F. Cash and Investments

To improve cash management, cash received by the District is pooled in a central bank account. Monies for all funds are maintained in this pool. Individual fund integrity is maintained through the District's records. Each fund's interest in the pool is presented as "equity in pooled cash and cash equivalents" on the basic financial statements.

During fiscal year 2016, investments were limited to investments in the State Treasury Asset Reserve of Ohio (STAR Ohio) and STAR Plus. STAR Ohio is an investment pool managed by the State Treasurer's Office, which allows governments within the State to pool their funds for investment purposes. STAR Ohio is not registered with the SEC as an investment company, but does operate in a manner consistent with Rule 2a7 of the Investment Company Act of 1940. Investments in STAR Ohio are valued at STAR Ohio's shares price which is the price the investment could be sold for on June 30, 2016. STAR Plus is a federally insured cash account powered by the Federally Insured Cash Account (FICA) program. STAR Plus enables political subdivisions to generate a competitive yield on cash deposits in a network of carefully-selected FDIC-insured banks via a single, convenient account. STAR Plus offers attractive yields with no market or credit risk, weekly liquidity and penalty free withdrawals. All deposits with STAR Plus have full FDIC insurance, with no term commitment on deposits.

Under existing Ohio statutes all investment earnings are assigned to the general fund unless statutorily required to be credited to a specific fund. By policy of the Board of Education, investment earnings are assigned to the general fund, the building fund and the private-purpose trust funds. Interest revenue credited to the general fund during fiscal year 2016 amounted to \$703, which includes \$67 assigned from other District funds.

For presentation on the basic financial statements, investments of the cash management pool and investments with original maturities of three months or less at the time they are purchased by the District are considered to be cash equivalents. Investments with an initial maturity of more than three months are reported as investments.

An analysis of the District's investment account at year end is provided in Note 4.

**CONOTTON VALLEY UNION LOCAL SCHOOL DISTRICT
HARRISON COUNTY, OHIO**

**NOTES TO THE BASIC FINANCIAL STATEMENTS
FOR THE FISCAL YEAR ENDED JUNE 30, 2016**

NOTE 2 - SUMMARY OF SIGNIFICANT ACCOUNTING POLICIES - (Continued)

G. Inventory

On government-wide and fund financial statements, purchased inventories are presented at the lower of cost or market and donated commodities are presented at their entitlement value. Inventories are recorded on a first-in, first-out basis and are expensed when used. Inventories are accounted for using the consumption method.

Inventory consists of expendable supplies held for consumption, donated food and purchased food.

H. Capital Assets

General capital assets are those assets specifically related to governmental activities. These assets generally result from expenditures in the governmental funds. These assets are reported in the governmental activities column of the government-wide statement of net position, but are not reported in the fund financial statements.

All capital assets are capitalized at cost (or estimated historical cost) and updated for additions and deductions during the year. Donated capital assets are recorded at their fair market values as of the date received. The District maintains a capitalization threshold of \$1,500. Improvements are capitalized; the costs of normal maintenance and repairs that do not add to the value of the asset or materially extend an asset's life are not. The District does not possess infrastructure.

All reported capital assets except land and construction in progress are depreciated. Improvements are depreciated over the remaining useful lives of the related capital assets. Depreciation is computed using the straight-line method over the following useful lives:

<u>Description</u>	<u>Governmental Activities Estimated Lives</u>
Land improvements	5 - 20 years
Buildings and improvements	20 - 50 years
Furniture and equipment	5 - 20 years
Vehicles	6 - 10 years

I. Interfund Balances

On fund financial statements, receivables and payables resulting from short-term interfund loans are classified as "interfund loans receivables/payables." These amounts are eliminated in the governmental activities column on the statement of net position.

J. Compensated Absences

Compensated absences of the District consist of vacation leave and sick leave to the extent that payments to the employee for these absences are attributable to services already rendered and are not contingent on a specific event that is outside the control of the District and the employee.

**CONOTTON VALLEY UNION LOCAL SCHOOL DISTRICT
HARRISON COUNTY, OHIO**

NOTES TO THE BASIC FINANCIAL STATEMENTS
FOR THE FISCAL YEAR ENDED JUNE 30, 2016

NOTE 2 - SUMMARY OF SIGNIFICANT ACCOUNTING POLICIES - (Continued)

In accordance with the provisions of GASB Statement No. 16, “Accounting for Compensated Absences”, a liability for vacation leave is accrued if a) the employees’ rights to payment are attributable to services already rendered; and b) it is probable that the employer will compensate the employees for the benefits through paid time off or other means, such as cash payment at termination or retirement. An accrual for earned sick leave is made to the extent that it is probable that the benefits will result in termination (severance) payments. A liability for sick leave is accrued using the vesting method; i.e., the liability is based on the sick leave accumulated at June 30, 2016, by those employees who are currently eligible to receive termination (severance) payments, as well as those employees expected to become eligible in the future. For purposes of establishing a liability for sick leave on employees expected to become eligible to retire in the future, all employees age fifty or greater with at least ten years of service and employees at any age with twenty years of service were considered expected to become eligible to retire in accordance with GASB Statement No. 16.

The total liability for vacation and sick leave payments has been calculated using pay rates in effect at June 30, 2016, and reduced to the maximum payment allowed by labor contract and/or statute, plus any applicable additional salary related payments.

The entire compensated absence liability is reported on the government-wide financial statements.

For governmental fund financial statements, compensated absences are recognized as liabilities and expenditures as payments come due each period upon the occurrence of employee resignations and retirements.

K. Accrued Liabilities and Long-Term Obligations

All payables, accrued liabilities and long-term obligations are reported in the government-wide financial statements.

In general, governmental fund payables and accrued liabilities that, once incurred, are paid in a timely manner and in full from current financial resources, are reported as obligations of the funds. However, compensated absences that will be paid from governmental funds are reported as a liability in the fund financial statements only to the extent that they are due for payment during the current year. Capital leases and certificates of participation are recognized as a liability on the fund financial statements when due.

L. Fund Balance

Fund balance is divided into five classifications based primarily on the extent to which the District is bound to observe constraints imposed upon the use of the resources in the governmental funds. The classifications are as follows:

Nonspendable - The nonspendable fund balance classification includes amounts that cannot be spent because they are not in spendable form or legally required to be maintained intact. The “not in spendable form” criterion includes items that are not expected to be converted to cash.

**CONOTTON VALLEY UNION LOCAL SCHOOL DISTRICT
HARRISON COUNTY, OHIO**

NOTES TO THE BASIC FINANCIAL STATEMENTS
FOR THE FISCAL YEAR ENDED JUNE 30, 2016

NOTE 2 - SUMMARY OF SIGNIFICANT ACCOUNTING POLICIES - (Continued)

Restricted - Fund balance is reported as restricted when constraints are placed on the use of resources that are either externally imposed by creditors (such as through debt covenants), grantors, contributors, or laws or regulations of other governments, or imposed by law through constitutional provisions or enabling legislation.

Committed - The committed fund balance classification includes amounts that can be used only for the specific purposes imposed by a formal action (resolution) of the District Board of Education (the highest level of decision making authority). Those committed amounts cannot be used for any other purpose unless the District Board of Education removes or changes the specified use by taking the same type of action (resolution) it employed to previously commit those amounts. Committed fund balance also incorporates contractual obligations to the extent that existing resources in the fund have been specifically committed for use in satisfying those contractual requirements.

Assigned - Amounts in the assigned fund balance classification are intended to be used by the District for specific purposes, but do not meet the criteria to be classified as restricted nor committed. In governmental funds other than the general fund, assigned fund balance represents the remaining amount that is not restricted or committed. In the general fund, assigned amounts represent intended uses established by policies of the District Board of Education, which includes giving the Treasurer the authority to constrain monies for intended purposes.

Unassigned - Unassigned fund balance is the residual classification for the general fund and includes all spendable amounts not contained in the other classifications. In other governmental funds, the unassigned classification is only used to report a deficit fund balance resulting from overspending for specific purposes for which amounts had been restricted, committed, or assigned.

The District applies restricted resources first when expenditures are incurred for purposes for which restricted and unrestricted (committed, assigned, and unassigned) fund balance is available. Similarly, within unrestricted fund balance, committed amounts are reduced first followed by assigned, and then unassigned amounts when expenditures are incurred for purposes for which amounts in any of the unrestricted fund balance classifications could be used.

M. Net Position

Net position represents the difference between assets and deferred outflows and liabilities and deferred inflows. The net position component "net investment in capital assets," consists of capital assets, net of accumulated depreciation, reduced by the outstanding balances of any borrowing used for the acquisition, construction or improvement of those assets. Deferred outflows of resources and deferred inflows of resources that are attributable to the acquisition, construction or improvement of those assets or related debt also should be included in this component of net position. Net position is reported as restricted when there are limitations imposed on its use either through the enabling legislation adopted by the District or through external restrictions imposed by creditors, grantors or laws or regulations of other governments.

The District applies restricted resources first when an expense is incurred for purposes for which both restricted and unrestricted net position is available.

**CONOTTON VALLEY UNION LOCAL SCHOOL DISTRICT
HARRISON COUNTY, OHIO**

**NOTES TO THE BASIC FINANCIAL STATEMENTS
FOR THE FISCAL YEAR ENDED JUNE 30, 2016**

NOTE 2 - SUMMARY OF SIGNIFICANT ACCOUNTING POLICIES - (Continued)

N. Prepayments

Certain payments to vendors reflect the costs applicable to future accounting periods and are recorded as prepaid items in both government-wide and fund financial statements. These items are reported as assets on the balance sheet using the consumption method. A current asset for the prepaid amounts is recorded at the time of the purchase and the expenditure/expense is reported in the year in which services are consumed.

O. Estimates

The preparation of the basic financial statements in conformity with GAAP requires management to make estimates and assumptions that affect the amounts reported in the basic financial statements and accompanying notes. Actual results may differ from those estimates.

P. Interfund Activity

Exchange transactions between funds are reported as revenues in the seller funds and as expenditures/expenses in the purchaser funds. Flows of cash or goods from one fund to another without a requirement for repayment are reported as interfund transfers. Interfund transfers are reported as other financing sources/uses in governmental funds. Repayments from funds responsible for particular expenditures/expenses to the funds that initially paid for them are not presented on the basic financial statements. At June 30, 2016, there are no interfund transfers.

Q. Pensions

For purposes of measuring the net pension liability, deferred outflows of resources and deferred inflows of resources related to pensions, and pension expense, information about the fiduciary net position of the pension plans and additions to/deductions from their fiduciary net position have been determined on the same basis as they are reported by the pension systems. For this purpose, benefit payments (including refunds of employee contributions) are recognized when due and payable in accordance with the benefit terms. The pension systems report investments at fair value.

R. Extraordinary and Special Items

Extraordinary items are transactions or events that are both unusual in nature and infrequent in occurrence. Special items are transactions or events that are within the control of the Board of Education and that are either unusual in nature or infrequent in occurrence. Neither type of transaction occurred during fiscal year 2016.

S. Certificate of Participation Premium

On the government-wide financial statements, certificate of participation premiums are deferred and amortized over the term of the certificate of participation using the straight-line method, which approximates the effective interest method. Certificate of participation premiums are presented as an addition to the face amount of the certificate of participation.

On the governmental fund financial statements, certificate of participation premiums and discounts are recognized in the current period. A reconciliation between the certificate of participation face value and the amount reported on the statement of net position is presented in Note 10.A.

**CONOTTON VALLEY UNION LOCAL SCHOOL DISTRICT
HARRISON COUNTY, OHIO**

NOTES TO THE BASIC FINANCIAL STATEMENTS
FOR THE FISCAL YEAR ENDED JUNE 30, 2016

NOTE 3 - ACCOUNTABILITY AND COMPLIANCE

A. Change in Accounting Principles

For fiscal year 2016, the District has implemented GASB Statement No. 72, "*Fair Value Measurement and Application*", GASB Statement No. 73 "*Accounting and Financial Reporting for Pensions and Related Assets That Are Not within the Scope of GASB Statement 68, and Amendments to Certain Provisions of GASB Statements 67 and 68*", GASB Statement No. 76, "*The Hierarchy of Generally Accepted Accounting Principles for State and Local Governments*", and GASB Statement No. 79, "*Certain External Investment Pools and Pool Participants*".

GASB Statement No. 72 addresses accounting and financial reporting issues related to fair value measurement. This Statement also provides guidance for applying fair value to certain investments and disclosures related to all fair value measurements. The implementation of GASB Statement No. 72 did not have an effect on the financial statements of the District.

GASB Statement No. 73 improves the usefulness of information about pensions included in the general purposes external financial reports of state and local governments for making decisions and assessing accountability. The implementation of GASB Statement No. 73 did not have an effect on the financial statements of the District.

GASB Statement No. 76 identifies - in the context of the current governmental financial reporting environment - the hierarchy of generally accepted accounting principles (GAAP). This Statement reduces the GAAP hierarchy to two categories of authoritative GAAP and addresses the use of authoritative and nonauthoritative literature in the event that the accounting treatment for a transaction or other event is not specified within a source of authoritative GAAP. The implementation of GASB Statement No. 76 did not have an effect on the financial statements of the District.

GASB Statement No. 79 establishes criteria for an external investment pool to qualify for making the election to measure all of its investments at amortized cost for financial reporting purposes. The implementation of GASB Statement No. 79 did not have an effect on the financial statements of the District.

B. Deficit Fund Balances

Fund balances at June 30, 2016 included the following individual fund deficits:

<u>Nonmajor funds</u>	<u>Deficit</u>
Public school preschool	\$ 67
IDEA Part-B - preschool stimulus	1,018
Improving teacher quality	63
Miscellaneous federal grants	40

The general fund is liable for any deficit in these funds and provides transfers when cash is required, not when accruals occur. The deficit fund balances resulted from adjustments for accrued liabilities.

**CONOTTON VALLEY UNION LOCAL SCHOOL DISTRICT
HARRISON COUNTY, OHIO**

**NOTES TO THE BASIC FINANCIAL STATEMENTS
FOR THE FISCAL YEAR ENDED JUNE 30, 2016**

NOTE 4 - DEPOSITS AND INVESTMENTS

State statutes classify monies held by the District into three categories.

Active deposits are public deposits necessary to meet current demands on the treasury. Such monies must be maintained either as cash in the District treasury, in commercial accounts payable or withdrawable on demand, including negotiable order of withdrawal (NOW) accounts, or in money market deposit accounts.

Inactive deposits are public deposits that the Board of Education has identified as not required for use within the current five year period of designation of depositories. Inactive deposits must either be evidenced by certificates of deposit maturing not later than the end of the current period of designation of depositories, or by savings or deposit accounts including, but not limited to, passbook accounts.

Interim deposits are deposits of interim monies. Interim monies are those monies which are not needed for immediate use, but which will be needed before the end of the current period of designation of depositories. Interim deposits must be evidenced by time certificates of deposit maturing not more than one year from the date of deposit or by savings or deposit accounts including passbook accounts.

Interim monies may be deposited or invested in the following securities:

1. United States Treasury Notes, Bills, Bonds, or any other obligation or security issued by the United States Treasury or any other obligation guaranteed as to principal and interest by the United States;
2. Bonds, notes, debentures, or any other obligations or securities issued by any federal government agency or instrumentality, including, but not limited to, the Federal National Mortgage Association, Federal Home Loan Bank, Federal Farm Credit Bank, Federal Home Loan Mortgage Corporation, Government National Mortgage Association, and Student Loan Marketing Association. All federal agency securities shall be direct issuances of federal government agencies or instrumentalities;
3. Written repurchase agreements in the securities listed above provided that the market value of the securities subject to the repurchase agreement must exceed the principal value of the agreement by at least two percent and be marked to market daily and that the term of the agreement must not exceed thirty days;
4. Bonds and other obligations of the State of Ohio;
5. No-load money market mutual funds consisting exclusively of obligations described in items (1) and (2) above and repurchase agreements secured by such obligations, provided that investments in securities described in this division are made only through eligible institutions;
6. The State Treasurer's investment pool (STAR Ohio);
7. Certain banker's acceptance and commercial paper notes for a period not to exceed one-hundred-eighty days from the purchase date in an amount not to exceed twenty-five percent of the interim monies available for investment at any one time; and,
8. Under limited circumstances, corporate debt interests rated in either of the two highest classifications by at least two nationally recognized rating agencies.

**CONOTTON VALLEY UNION LOCAL SCHOOL DISTRICT
HARRISON COUNTY, OHIO**

NOTES TO THE BASIC FINANCIAL STATEMENTS
FOR THE FISCAL YEAR ENDED JUNE 30, 2016

NOTE 4 - DEPOSITS AND INVESTMENTS - (Continued)

Protection of the District's deposits is provided by the Federal Deposit Insurance Corporation (FDIC), by eligible securities pledged by the financial institution as security for repayment, by surety company bonds deposited with the Treasurer by the financial institution or by a single collateral pool established by the financial institution to secure the repayment of all public monies deposited with the institution.

Investments in stripped principal or interest obligations, reverse repurchase agreements and derivatives are prohibited. The issuance of taxable notes for the purpose of arbitrage, the use of leverage and short selling are also prohibited. An investment must mature within five years from the date of purchase unless matched to a specific obligation or debt of the District and must be purchased with the expectation that it will be held to maturity. Investments may only be made through specified dealers and institutions. Payment for investments may be made only upon delivery of the securities representing the investments to the Treasurer or, if the securities are not represented by a certificate, upon receipt of confirmation of transfer from the custodian.

A. Deposits with Financial Institutions

At June 30, 2016, the carrying amount of all District deposits was \$2,321,809. Based on the criteria described in GASB Statement No. 40, “Deposits and Investment Risk Disclosures”, as of June 30, 2016, \$1,797,571 of the District’s bank balance of \$2,338,811 was exposed to custodial risk as discussed below, while \$541,240 was covered by the FDIC.

Custodial credit risk is the risk that, in the event of bank failure, the District’s deposits may not be returned. All deposits are collateralized with eligible securities in amounts equal to at least 105% of the carrying value of the deposits. Such collateral, as permitted by the Ohio Revised Code, is held in single financial institution collateral pools at Federal Reserve Banks, or at member banks of the federal reserve system, in the name of the respective depository bank and pledged as a pool of collateral against all of the public deposits it holds or as specific collateral held at the Federal Reserve Bank in the name of the District. The District has no deposit policy for custodial credit risk beyond the requirements of State statute. Although the securities were held by the pledging institutions’ trust department and all statutory requirements for the deposit of money had been followed, noncompliance with federal requirements could potentially subject the District to a successful claim by the FDIC.

B. Investments

As of June 30, 2016, the District had the following investments and maturities:

<u>Investment type</u>	<u>Fair Value</u>	<u>Investment Maturities</u> 6 months or less
STAR Ohio	\$ 136,479	\$ 136,479

Interest Rate Risk: As a means of limiting its exposure to fair value losses arising from interest rates and according to State law, the District’s investment policy limits investment portfolio maturities to five years or less.

**CONOTTON VALLEY UNION LOCAL SCHOOL DISTRICT
HARRISON COUNTY, OHIO**

NOTES TO THE BASIC FINANCIAL STATEMENTS
FOR THE FISCAL YEAR ENDED JUNE 30, 2016

NOTE 4 - DEPOSITS AND INVESTMENTS - (Continued)

Credit Risk: STAR Ohio was rated AAAm and Aaa by Standard & Poor’s and Moody’s Investor Services, respectively. Ohio law requires that STAR Ohio maintain the highest rating provided by at least one nationally recognized standard rating service. The District’s investment policy does not specifically address credit risk beyond requiring the District to only invest in securities authorized by State statute.

Custodial Credit Risk: For an investment, custodial credit risk is the risk that, in the event of the failure of the counterparty, the District will not be able to recover the value of its investments or collateral securities that are in the possession of an outside party. The District has no investment policy dealing with investment custodial risk beyond the requirement in State statute that prohibits payment for investments prior to the delivery of the securities representing such investments to the Treasurer or qualified trustee.

Concentration of Credit Risk: The District places no limit on the amount that may be invested in any one issuer. The following table includes the percentage of each investment type held by the District at June 30, 2016:

<u>Investment type</u>	<u>Fair Value</u>	<u>% of Total</u>
STAR Ohio	\$ 136,479	100.00

C. Reconciliation of Cash and Investments to the Statement of Net Position

The following is a reconciliation of cash and investments as reported in the note above to cash and investments as reported on the statement of net position as of June 30, 2016:

<u>Cash and investments per note</u>	
Carrying amount of deposits	\$ 2,321,809
Investments	<u>136,479</u>
Total	<u>\$ 2,458,288</u>
 <u>Cash and investments per statement of net position</u>	
Governmental activities	\$ 2,447,171
Agency funds	<u>11,117</u>
Total	<u>\$ 2,458,288</u>

NOTE 5 - INTERFUND TRANSACTIONS

Interfund Loans Receivable/Payable

Interfund loans receivable/payable at June 30, 2016, consisted of the following, as reported on the fund financial statements:

<u>Receivable fund:</u>	<u>Payable fund:</u>	<u>Amount</u>
General fund	Nonmajor governmental fund	\$ <u>28,000</u>

**CONOTTON VALLEY UNION LOCAL SCHOOL DISTRICT
HARRISON COUNTY, OHIO**

**NOTES TO THE BASIC FINANCIAL STATEMENTS
FOR THE FISCAL YEAR ENDED JUNE 30, 2016**

NOTE 5 - INTERFUND TRANSACTIONS - (Continued)

Interfund loans receivable/payable are short-term interfund loans, and are expected to be repaid in the subsequent fiscal year. The primary purpose of the interfund loan is to cover costs where revenues were not received by June 30. The interfund loan will be repaid once the anticipated revenues are received. Interfund loans receivable/payable between governmental funds are eliminated and are not reported on the government-wide statement of net position.

NOTE 6 - PROPERTY TAXES

Property taxes are levied and assessed on a calendar year basis while the District fiscal year runs from July through June. First half tax collections are received by the District in the second half of the fiscal year. Second half tax distributions occur in the first half of the following fiscal year.

Property taxes include amounts levied against all real property and public utility property. Real property tax revenues received in calendar year 2016 represent the collection of calendar year 2015 taxes. Real property taxes received in calendar year 2016 were levied after April 1, 2015, on the assessed values as of January 1, 2015, the lien date. Assessed values for real property taxes are established by State statute at 35 percent of appraised market value. Real property taxes are payable annually or semiannually. If paid annually, payment is due December 31; if paid semiannually, the first payment is due December 31, with the remainder payable by June 20. Under certain circumstances, State statute permits alternate payment dates to be established. Public utility property tax revenues received in calendar year 2016 represent the collection of calendar year 2015 taxes. Public utility real and personal property taxes received in calendar year 2016 became a lien on December 31, 2014, were levied after April 1, 2015, and are collected with real property taxes. Public utility real property is assessed at 35 percent of true value; public utility tangible personal property is currently assessed at varying percentages of true value.

The District receives property taxes from Harrison and Carroll Counties. The County Auditors periodically advance to the District their portion of the taxes collected. Second-half real property tax payments collected by the County by June 30, 2016, are available to finance fiscal year 2016 operations. The amount available as an advance at June 30, 2016 was \$435,472 in the general fund and \$26,263 in the permanent improvement fund (a non-major governmental fund). This amount is recorded as revenue. The amount available for advance at June 30, 2015 was \$265,313 in the general fund and \$38,699 in the permanent improvement fund (a non-major governmental fund). The amount of second-half real property taxes available for advance at fiscal year-end can vary based on the date the tax bills are sent.

Accrued property taxes receivable includes real property, public utility property and delinquent tangible personal property taxes which are measurable as of June 30, 2016 and for which there is an enforceable legal claim. Although total property tax collections for the next fiscal year are measurable, only the amount of real property taxes available as an advance at June 30 was levied to finance current fiscal year operations and is reported as revenue at fiscal year-end. The portion of the receivable not levied to finance current fiscal year operations is offset by a credit to deferred inflows.

On the accrual basis of accounting, collectible delinquent property taxes have been recorded as a receivable and revenue, while on a modified accrual basis of accounting the revenue has been reported as a deferred inflow.

**CONOTTON VALLEY UNION LOCAL SCHOOL DISTRICT
HARRISON COUNTY, OHIO**

NOTES TO THE BASIC FINANCIAL STATEMENTS
FOR THE FISCAL YEAR ENDED JUNE 30, 2016

NOTE 6 - PROPERTY TAXES - (Continued)

The assessed values upon which the fiscal year 2016 taxes were collected are:

	2015 Second Half Collections		2016 First Half Collections	
	<u>Amount</u>	<u>Percent</u>	<u>Amount</u>	<u>Percent</u>
Agricultural/residential and other real estate	\$ 69,964,000	90.77	\$ 70,294,050	83.58
Public utility personal	<u>7,111,770</u>	<u>9.23</u>	<u>13,811,480</u>	<u>16.42</u>
Total	<u>\$ 77,075,770</u>	<u>100.00</u>	<u>\$ 84,105,530</u>	<u>100.00</u>
Tax rate per \$1,000 of assessed valuation	\$47.45		\$46.50	

NOTE 7 - RECEIVABLES

Receivables at June 30, 2016 consisted of taxes, accrued interest and intergovernmental grants and entitlements. All receivables are considered collectible in full due to the ability to foreclose for the nonpayment of taxes, the stable condition of State programs and the current year guarantee of federal funds. A summary of the principal items of receivables reported on the statement of net position follows:

Governmental activities:

Taxes	\$ 2,476,543
Accrued interest	102
Intergovernmental	<u>137,604</u>
Total	<u>\$ 2,614,249</u>

Receivables have been disaggregated on the face of the basic financial statements. All receivables are expected to be collected in the subsequent year.

**CONOTTON VALLEY UNION LOCAL SCHOOL DISTRICT
HARRISON COUNTY, OHIO**

NOTES TO THE BASIC FINANCIAL STATEMENTS
FOR THE FISCAL YEAR ENDED JUNE 30, 2016

NOTE 8 - CAPITAL ASSETS

Capital asset activity for the fiscal year ended June 30, 2016, was as follows:

	<u>Balance</u> <u>06/30/15</u>	<u>Additions</u>	<u>Deductions</u>	<u>Balance</u> <u>06/30/16</u>
Governmental activities				
<i>Capital assets, not being depreciated:</i>				
Land	\$ 75,820	\$ -	\$ -	\$ 75,820
Construction in progress	-	2,113,071	-	2,113,071
Total capital assets, not being depreciated	<u>75,820</u>	<u>2,113,071</u>	<u>-</u>	<u>2,188,891</u>
<i>Capital assets, being depreciated:</i>				
Land improvements	177,663	147,772	-	325,435
Buildings and improvements	1,146,424	102,219	(1,993)	1,246,650
Furniture and equipment	597,758	50,253	(1,533)	646,478
Vehicles	935,863	-	-	935,863
Total capital assets, being depreciated	<u>2,857,708</u>	<u>300,244</u>	<u>(3,526)</u>	<u>3,154,426</u>
<i>Less: accumulated depreciation</i>				
Land improvements	(112,453)	(8,764)	-	(121,217)
Buildings and improvements	(946,517)	(11,668)	558	(957,627)
Furniture and equipment	(540,727)	(15,800)	1,533	(554,994)
Vehicles	(755,988)	(32,912)	-	(788,900)
Total accumulated depreciation	<u>(2,355,685)</u>	<u>(69,144)</u>	<u>2,091</u>	<u>(2,422,738)</u>
Governmental activities capital assets, net	<u>\$ 577,843</u>	<u>\$ 2,344,171</u>	<u>\$ (1,435)</u>	<u>\$ 2,920,579</u>

Depreciation expense was charged to governmental functions as follows:

Instruction:

Regular	\$ 6,485
Special	222

Support services:

Board of education	439
Administration	1,436
Fiscal	702
Operations and maintenance	15,449
Pupil transportation	36,557
Central	5,611
Extracurricular activities	1,258
Food service operations	<u>985</u>
Total depreciation expense	<u>\$ 69,144</u>

**CONOTTON VALLEY UNION LOCAL SCHOOL DISTRICT
HARRISON COUNTY, OHIO**

NOTES TO THE BASIC FINANCIAL STATEMENTS
FOR THE FISCAL YEAR ENDED JUNE 30, 2016

NOTE 9 - CAPITALIZED LEASES - LESSEE DISCLOSURE

In the prior fiscal year, the District entered into a capitalized lease for two buses. This lease agreement met the criteria of a capital lease as defined by generally accepted accounting principles, which defines a capital lease generally as one which transfers benefits and risks of ownership to the lessee. Capital lease payments have been reclassified and are reflected as debt service expenditures in the financial statements for the governmental funds.

Capital assets consisting of vehicles have been capitalized in the amount of \$162,044. This amount represents the present value of the minimum lease payments at the time of acquisition. Accumulated depreciation as of June 30, 2016 for the buses amounted to \$50,639, leaving a current book value of \$111,405. A corresponding liability was recorded in the government-wide financial statements. Principal and interest payments in fiscal year 2016 totaled \$31,637 and \$2,532, respectively, paid by the permanent improvement fund (a non-major governmental fund).

The following is a schedule of the future minimum lease payments required under the capital lease and the present value of the minimum lease payments:

<u>Fiscal Year Ending June 30, 2015</u>	<u>Amount</u>
2017	\$ 34,169
2018	<u>34,169</u>
Total minimum lease payments	68,338
Less: amount representing interest	<u>(2,577)</u>
Total	<u>\$ 65,761</u>

NOTE 10 - LONG-TERM OBLIGATIONS

A. During the fiscal year 2016, the following activity occurred in governmental activities long-term obligations.

	Balance Outstanding <u>06/30/15</u>	<u>Additions</u>	<u>Reductions</u>	Balance Outstanding <u>06/30/16</u>	Amounts Due in <u>One Year</u>
Governmental activities:					
Capital lease payable	\$ 97,398	\$ -	\$ (31,637)	\$ 65,761	\$ 32,459
Certificates of participation	2,500,000	-	(30,000)	2,470,000	50,000
Compensated absences	131,981	63,959	(25,776)	170,164	20,096
Net pension liability	<u>5,096,437</u>	<u>619,686</u>	<u>-</u>	<u>5,716,123</u>	<u>-</u>
Total long-term obligations, governmental activities	<u>\$ 7,825,816</u>	<u>\$ 683,645</u>	<u>\$ (87,413)</u>	8,422,048	<u>\$ 102,555</u>
			Add: Unamortized premium	<u>102,068</u>	
			Total reported on statement of net position:	<u>\$ 8,524,116</u>	

**CONOTTON VALLEY UNION LOCAL SCHOOL DISTRICT
HARRISON COUNTY, OHIO**

NOTES TO THE BASIC FINANCIAL STATEMENTS
FOR THE FISCAL YEAR ENDED JUNE 30, 2016

NOTE 10 - LONG-TERM OBLIGATIONS - (Continued)

Compensated Absences: Compensated absences will be paid from the fund from which the employees salaries are paid which, for the District, is primarily the general fund and the food service fund (a non-major governmental fund).

Capital Lease Obligation: The capital lease obligation is paid from the permanent improvement fund (a nonmajor governmental fund). See Note 9 for more details.

Net Pension Liability: See Note 12 for details.

- B. Series 2015 Certificates of Participation (“COPs”) -** On April 22, 2015, the District issued \$2,500,000 in certificates of participation (“COPs”) for the purpose of a building improvement project. Principal and interest payments are made from the general fund and permanent improvement fund (a non-major governmental fund). The interest rate on the COPs is 1.00 - 5.00%.

Interest payments on the COPs are due on June 1 and December 1 of each year. The final maturity stated in the issue is December 1, 2044. At June 30, 2016, the District had \$286,986 of unspent proceeds remaining on the COPs issue.

The following is a summary of the District’s future annual debt service requirements to maturity for the Series 2015 COPs:

Fiscal Year	Series 2015 COPs		
	Principal	Interest	Total
2017	\$ 50,000	\$ 101,400	\$ 151,400
2018	50,000	100,400	150,400
2019	50,000	99,400	149,400
2020	50,000	98,400	148,400
2021	50,000	97,400	147,400
2022 - 2026	285,000	456,600	741,600
2027 - 2031	360,000	384,250	744,250
2032 - 2036	450,000	283,750	733,750
2037 - 2041	575,000	169,500	744,500
2042 - 2045	550,000	45,000	595,000
Total	\$ 2,470,000	\$ 1,836,100	\$ 4,306,100

C. Legal Debt Margin

The Ohio Revised Code provides that voted net general obligation debt of the District shall never exceed 9% of the total assessed valuation of the District. The code further provides that unvoted indebtedness shall not exceed 1/10 of 1% of the property valuation of the District. The code additionally states that unvoted indebtedness related to energy conservation debt shall not exceed 9/10 of 1% of the property valuation of the District. The assessed valuation used in determining the District’s legal debt margin has been modified by House Bill 530 which became effective March 30, 2006. In accordance with House Bill 530, the assessed valuation used in the District’s legal debt margin calculation excluded tangible personal property used in business, telephone or telegraph property, interexchange telecommunications company property, and personal property owned or leased by a railroad company and used in railroad operations. The effects of these debt limitations at June 30, 2016, are a voted debt margin of \$7,569,498 and an unvoted debt margin of \$ 84,106.

**CONOTTON VALLEY UNION LOCAL SCHOOL DISTRICT
HARRISON COUNTY, OHIO**

NOTES TO THE BASIC FINANCIAL STATEMENTS
FOR THE FISCAL YEAR ENDED JUNE 30, 2016

NOTE 11 - RISK MANAGEMENT

A. Comprehensive

The District maintains comprehensive insurance coverage with private carriers for liability, real property, building contents, boiler/machinery and vehicles. Vehicle policies include liability coverage for bodily injury and property damage. In addition, real property contents are 90% coinsured.

The following is a description of the District's insurance coverage:

<u>Coverage</u>	<u>Insurer</u>	<u>Limits of Coverage</u>	<u>Deductible</u>
General liability:	Ohio School Plan		
Each occurrence		\$ 2,000,000	No Deductible
Aggregate		4,000,000	No Deductible
Building and contents	Liberty Mutual	18,094,647	\$1,000
Fleet:	Liberty Mutual		
Liability		2,000,000	0
Collision		Actual Cash Basis Value	500
Uninsured motorist		1,000,000	500
Auto medical		5,000	0
Physical Damage:			
Comprehensive		Actual Cash Basis Value	100

B. Health Insurance

For fiscal year 2016, the District has elected to provide health care benefits to employees and administrators through Aultcare, located in Canton, Ohio. The family monthly premium for Medical/Rx/Dental insurance was \$827.41, of which certified staff members contributed \$22/month and classified staff members contributed \$10/month. The board paid the balance.

The single monthly premium for Medical/Rx/Dental insurance was \$391.50, of which certified staff members contributed \$11/month and classified staff members contributed \$5/month. The board paid the balance.

C. Workers' Compensation

For fiscal year 2016, the District participated in the OSBA/CompManagement, Inc. Workers' Compensation Group Rating Program (GRP), an insurance purchasing pool. The intent of the GRP is to achieve the benefit of a reduced premium for the District by virtue of its grouping and representation with other participants in the GRP. The workers' compensation experience of the participating school districts is tiered into groups based upon past workers' compensation experience. Within each tiered group, a common premium rate is applied to all school districts within that group. Each participant pays its workers' compensation premium to the State based on the rate the GRP rather than its individual rate. Total savings are then calculated and each participant's individual performance is compared to the overall savings percentage of their tiered group. Participation in the GRP is limited to school districts that can meet the GRP's selection criteria. The firm of CompManagement, Inc. provides administrative, cost control and actuarial services to the GRP.

**CONOTTON VALLEY UNION LOCAL SCHOOL DISTRICT
HARRISON COUNTY, OHIO**

**NOTES TO THE BASIC FINANCIAL STATEMENTS
FOR THE FISCAL YEAR ENDED JUNE 30, 2016**

NOTE 12 - DEFINED BENEFIT PENSION PLANS

Net Pension Liability

The net pension liability reported on the statement of net position represents a liability to employees for pensions. Pensions are a component of exchange transactions—between an employer and its employees—of salaries and benefits for employee services. Pensions are provided to an employee—on a deferred-payment basis—as part of the total compensation package offered by an employer for employee services each financial period. The obligation to sacrifice resources for pensions is a present obligation because it was created as a result of employment exchanges that already have occurred.

The net pension liability represents the District's proportionate share of each pension plan's collective actuarial present value of projected benefit payments attributable to past periods of service, net of each pension plan's fiduciary net position. The net pension liability calculation is dependent on critical long-term variables, including estimated average life expectancies, earnings on investments, cost of living adjustments and others. While these estimates use the best information available, unknowable future events require adjusting this estimate annually.

Ohio Revised Code limits the District's obligation for this liability to annually required payments. The District cannot control benefit terms or the manner in which pensions are financed; however, the District does receive the benefit of employees' services in exchange for compensation including pension.

GASB 68 assumes the liability is solely the obligation of the employer, because (1) they benefit from employee services; and (2) State statute requires all funding to come from these employers. All contributions to date have come solely from these employers (which also includes costs paid in the form of withholdings from employees). State statute requires the pension plans to amortize unfunded liabilities within 30 years. If the amortization period exceeds 30 years, each pension plan's board must propose corrective action to the State legislature. Any resulting legislative change to benefits or funding could significantly affect the net pension liability. Resulting adjustments to the net pension liability would be effective when the changes are legally enforceable.

The proportionate share of each plan's unfunded benefits is presented as a long-term *net pension liability* on the accrual basis of accounting. Any liability for the contractually-required pension contribution outstanding at the end of the year is included in *pension and postemployment benefits payable* on both the accrual and modified accrual bases of accounting.

Plan Description - School Employees Retirement System (SERS)

Plan Description –District non-teaching employees participate in SERS, a cost-sharing multiple-employer defined benefit pension plan administered by SERS. SERS provides retirement, disability and survivor benefits, annual cost-of-living adjustments, and death benefits to plan members and beneficiaries. Authority to establish and amend benefits is provided by Ohio Revised Code Chapter 3309. SERS issues a publicly available, stand-alone financial report that includes financial statements, required supplementary information and detailed information about SERS' fiduciary net position. That report can be obtained by visiting the SERS website at www.ohsers.org under Employers/Audit Resources.

**CONOTTON VALLEY UNION LOCAL SCHOOL DISTRICT
HARRISON COUNTY, OHIO**

NOTES TO THE BASIC FINANCIAL STATEMENTS
FOR THE FISCAL YEAR ENDED JUNE 30, 2016

NOTE 12 - DEFINED BENEFIT PENSION PLANS - (Continued)

Age and service requirements for retirement are as follows:

	Eligible to Retire on or before August 1, 2017 *	Eligible to Retire after August 1, 2017
Full Benefits	Any age with 30 years of service credit	Age 67 with 10 years of service credit; or Age 57 with 30 years of service credit
Actuarially Reduced Benefits	Age 60 with 5 years of service credit Age 55 with 25 years of service credit	Age 62 with 10 years of service credit; or Age 60 with 25 years of service credit

* Members with 25 years of service credit as of August 1, 2017, will be included in this plan.

Annual retirement benefits are calculated based on final average salary multiplied by a percentage that varies based on year of service; 2.2 percent for the first thirty years of service and 2.5 percent for years of service credit over 30. Final average salary is the average of the highest three years of salary.

One year after an effective benefit date, a benefit recipient is entitled to a three percent cost-of-living adjustment (COLA). This same COLA is added each year to the base benefit amount on the anniversary date of the benefit.

Funding Policy – Plan members are required to contribute 10 percent of their annual covered salary and the District is required to contribute 14 percent of annual covered payroll. The contribution requirements of plan members and employers are established and may be amended by the SERS’ Retirement Board up to statutory maximum amounts of 10 percent for plan members and 14 percent for employers. The Retirement Board, acting with the advice of the actuary, allocates the employer contribution rate among four of the System’s funds (Pension Trust Fund, Death Benefit Fund, Medicare B Fund, and Health Care Fund). For the fiscal year ended June 30, 2016, the entire 14 percent was allocated to pension, death benefits, and Medicare B and no portion of the employer contribution rate was allocated to the Health Care Fund.

The District’s contractually required contribution to SERS was \$104,757 for fiscal year 2016. Of this amount, \$9,004 is reported as pension and postemployment benefits payable.

Plan Description - State Teachers Retirement System (STRS)

Plan Description –District licensed teachers and other faculty members participate in STRS Ohio, a cost-sharing multiple-employer public employee retirement system administered by STRS. STRS provides retirement and disability benefits to members and death and survivor benefits to beneficiaries. STRS issues a stand-alone financial report that includes financial statements, required supplementary information and detailed information about STRS’ fiduciary net position. That report can be obtained by writing to STRS, 275 E. Broad St., Columbus, OH 43215-3771, by calling (888) 227-7877, or by visiting the STRS Web site at www.strsoh.org.

**CONOTTON VALLEY UNION LOCAL SCHOOL DISTRICT
HARRISON COUNTY, OHIO**

**NOTES TO THE BASIC FINANCIAL STATEMENTS
FOR THE FISCAL YEAR ENDED JUNE 30, 2016**

NOTE 12 - DEFINED BENEFIT PENSION PLANS - (Continued)

New members have a choice of three retirement plans; a Defined Benefit (DB) Plan, a Defined Contribution (DC) Plan and a Combined Plan. Benefits are established by Ohio Revised Code Chapter 3307. The DB plan offers an annual retirement allowance based on final average salary multiplied by a percentage that varies based on years of service. Effective August 1, 2015, the calculation will be 2.2 percent of final average salary for the five highest years of earnings multiplied by all years of service. With certain exceptions, the basic benefit is increased each year by two percent of the original base benefit. For members retiring August 1, 2013, or later, the first two percent is paid on the fifth anniversary of the retirement benefit. Members are eligible to retire at age 60 with five years of qualifying service credit, or age 55 with 25 years of service, or 30 years of service regardless of age. Age and service requirements for retirement will increase effective August 1, 2015, and will continue to increase periodically until they reach age 60 with 35 years of service or age 65 with five years of service on August 1, 2026.

The DC Plan allows members to place all their member contributions and 9.5 percent of the 14 percent employer contributions into an investment account. Investment allocation decisions are determined by the member. The remaining 4.5 percent of the 14 percent employer rate is allocated to the defined benefit unfunded liability. A member is eligible to receive a retirement benefit at age 50 and termination of employment. The member may elect to receive a lifetime monthly annuity or a lump sum withdrawal.

The Combined Plan offers features of both the DB Plan and the DC Plan. In the Combined Plan, member contributions are allocated among investment choices by the member, and employer contributions are used to fund the defined benefit payment at a reduced level from the regular DB Plan. The defined benefit portion of the Combined Plan payment is payable to a member on or after age 60 with five years of services. The defined contribution portion of the account may be taken as a lump sum payment or converted to a lifetime monthly annuity at age 50.

New members who choose the DC plan or Combined Plan will have another opportunity to reselect a permanent plan during their fifth year of membership. Members may remain in the same plan or transfer to another STRS plan. The optional annuitization of a member's defined contribution account or the defined contribution portion of a member's Combined Plan account to a lifetime benefit results in STRS bearing the risk of investment gain or loss on the account. STRS has therefore included all three plan options as one defined benefit plan for GASB 68 reporting purposes.

A DB or Combined Plan member with five or more years of credited service who is determined to be disabled may qualify for a disability benefit. Eligible survivors of members who die before service retirement may qualify for monthly benefits. New members on or after July 1, 2013, must have at least ten years of qualifying service credit that apply for disability benefits. Members in the DC Plan who become disabled are entitled only to their account balance. If a member of the DC Plan dies before retirement benefits begin, the member's designated beneficiary is entitled to receive the member's account balance.

Funding Policy – Employer and member contribution rates are established by the State Teachers Retirement Board and limited by Chapter 3307 of the Ohio Revised Code. The statutory maximum employee contribution rate was increased one percent July 1, 2014, and will be increased one percent each year until it reaches 14 percent on July 1, 2016. For the fiscal year ended June 30, 2016, plan members were required to contribute 13 percent of their annual covered salary. The District was required to contribute 14 percent; the entire 14 percent was the portion used to fund pension obligations. The fiscal year 2016 contribution rates were equal to the statutory maximum rates.

The District's contractually required contribution to STRS was \$244,870 for fiscal year 2016. Of this amount, \$42,548 is reported as pension and postemployment benefits payable.

**CONOTTON VALLEY UNION LOCAL SCHOOL DISTRICT
HARRISON COUNTY, OHIO**

NOTES TO THE BASIC FINANCIAL STATEMENTS
FOR THE FISCAL YEAR ENDED JUNE 30, 2016

NOTE 12 - DEFINED BENEFIT PENSION PLANS - (Continued)

Pension Liabilities, Pension Expense, and Deferred Outflows of Resources and Deferred Inflows of Resources Related to Pensions

The net pension liability was measured as of June 30, 2015, and the total pension liability used to calculate the net pension liability was determined by an actuarial valuation as of that date. The District's proportion of the net pension liability was based on the District's share of contributions to the pension plan relative to the contributions of all participating entities. Following is information related to the proportionate share and pension expense:

	<u>SERS</u>	<u>STRS</u>	<u>Total</u>
Proportionate share of the net pension liability	\$ 1,167,975	\$ 4,548,148	\$ 5,716,123
Proportion of the net pension liability	0.02046890%	0.01645669%	
Pension expense	\$ 100,962	\$ 188,302	\$ 289,264

At June 30, 2016, the District reported deferred outflows of resources and deferred inflows of resources related to pensions from the following sources:

	<u>SERS</u>	<u>STRS</u>	<u>Total</u>
Deferred outflows of resources			
Differences between expected and actual experience	\$ 18,211	\$ 208,452	\$ 226,663
Changes in proportionate share	73,294	-	73,294
District contributions subsequent to the measurement date	<u>104,757</u>	<u>244,870</u>	<u>349,627</u>
Total deferred outflows of resources	<u>\$ 196,262</u>	<u>\$ 453,322</u>	<u>\$ 649,584</u>
Deferred inflows of resources			
Net difference between projected and actual earnings on pension plan investments	\$ 26,926	\$ 348,520	\$ 375,446
Changes in proportionate share	<u>-</u>	<u>141,798</u>	<u>141,798</u>
Total deferred inflows of resources	<u>\$ 26,926</u>	<u>\$ 490,318</u>	<u>\$ 517,244</u>

\$349,627 reported as deferred outflows of resources related to pension resulting from District contributions subsequent to the measurement date will be recognized as a reduction of the net pension liability in the year ending June 30, 2017. Other amounts reported as deferred outflows of resources and deferred inflows of resources related to pension will be recognized in pension expense as follows:

**CONOTTON VALLEY UNION LOCAL SCHOOL DISTRICT
HARRISON COUNTY, OHIO**

NOTES TO THE BASIC FINANCIAL STATEMENTS
FOR THE FISCAL YEAR ENDED JUNE 30, 2016

NOTE 12 - DEFINED BENEFIT PENSION PLANS - (Continued)

Fiscal Year Ending June 30:	<u>SERS</u>	<u>STRS</u>	<u>Total</u>
2017	\$ 13,060	\$ (116,034)	\$ (102,974)
2018	13,060	(116,034)	(102,974)
2019	13,058	(116,035)	(102,977)
2020	<u>25,401</u>	<u>66,237</u>	<u>91,638</u>
Total	<u>\$ 64,579</u>	<u>\$ (281,866)</u>	<u>\$ (217,287)</u>

Actuarial Assumptions - SERS

SERS' total pension liability was determined by their actuaries in accordance with GASB Statement No. 67, as part of their annual actuarial valuation for each defined benefit retirement plan. Actuarial valuations of an ongoing plan involve estimates of the value of reported amounts (e.g., salaries, credited service) and assumptions about the probability of occurrence of events far into the future (e.g., mortality, disabilities, retirements, employment termination). Actuarially determined amounts are subject to continual review and potential modifications, as actual results are compared with past expectations and new estimates are made about the future.

Projections of benefits for financial reporting purposes are based on the substantive plan (the plan as understood by the employers and plan members) and include the types of benefits provided at the time of each valuation and the historical pattern of sharing benefit costs between the employers and plan members to that point. The projection of benefits for financial reporting purposes does not explicitly incorporate the potential effects of legal or contractual funding limitations.

Actuarial calculations reflect a long-term perspective. For a newly hired employee, actuarial calculations will take into account the employee's entire career with the employer and also take into consideration the benefits, if any, paid to the employee after termination of employment until the death of the employee and any applicable contingent annuitant. In many cases actuarial calculations reflect several decades of service with the employer and the payment of benefits after termination.

Key methods and assumptions used in calculating the total pension liability in the latest actuarial valuation, prepared as of June 30, 2015, are presented below:

Wage Inflation	3.25 percent
Future Salary Increases, including inflation	4.00 percent to 22.00 percent
COLA or Ad Hoc COLA	3 percent
Investment Rate of Return	7.75 percent net of investments expense, including inflation
Actuarial Cost Method	Entry Age Normal

For post-retirement mortality, the table used in evaluating allowances to be paid is the 1994 Group Annuity Mortality Table set back one year for both men and women. Special mortality tables are used for the period after disability retirement.

The most recent experience study was completed June 30, 2010.

**CONOTTON VALLEY UNION LOCAL SCHOOL DISTRICT
HARRISON COUNTY, OHIO**

NOTES TO THE BASIC FINANCIAL STATEMENTS
FOR THE FISCAL YEAR ENDED JUNE 30, 2016

NOTE 12 - DEFINED BENEFIT PENSION PLANS - (Continued)

The long-term return expectation for the Pension Plan Investments has been determined using a building-block approach and assumes a time horizon, as defined in SERS' *Statement of Investment Policy*. A forecasted rate of inflation serves as the baseline for the return expectation. Various real return premiums over the baseline inflation rate have been established for each asset class. The long-term expected nominal rate of return has been determined by calculating a weighted averaged of the expected real return premiums for each asset class, adding the projected inflation rate, and adding the expected return from rebalancing uncorrelated asset classes. The target allocation and best estimates of arithmetic real rates of return for each major assets class are summarized in the following table:

Asset Class	Target Allocation	Long-Term Expected Real Rate of Return
Cash	1.00 %	0.00 %
US Stocks	22.50	5.00
Non-US Stocks	22.50	5.50
Fixed Income	19.00	1.50
Private Equity	10.00	10.00
Real Assets	10.00	5.00
Multi-Asset Strategies	15.00	7.50
Total	100.00 %	

Discount Rate The total pension liability was calculated using the discount rate of 7.75 percent. The projection of cash flows used to determine the discount rate assumed the contributions from employers and from the members would be computed based on contribution requirements as stipulated by State statute. Projected inflows from investment earning were calculated using the long-term assumed investment rate of return (7.75 percent). Based on those assumptions, the plan's fiduciary net position was projected to be available to make all future benefit payments of current plan members. Therefore, the long-term expected rate of return on pension plan investments was applied to all periods of projected benefits to determine the total pension liability.

Sensitivity of the District's Proportionate Share of the Net Pension Liability to Changes in the Discount Rate Net pension liability is sensitive to changes in the discount rate, and to illustrate the potential impact the following table presents the net pension liability calculated using the discount rate of 7.75 percent, as well as what each plan's net pension liability would be if it were calculated using a discount rate that is one percentage point lower (6.75 percent), or one percentage point higher (8.75 percent) than the current rate.

	1% Decrease (6.75%)	Current Discount Rate (7.75%)	1% Increase (8.75%)
District's proportionate share of the net pension liability	\$ 1,619,562	\$ 1,167,975	\$ 787,702

Changes Between Measurement Date and Report Date

In April 2016, the SERS Board adopted certain assumption changes which impacted their annual actuarial valuation prepared as of June 30, 2016. The most significant change is a reduction in the discount rate from 7.75 percent to 7.5 percent. Although the exact amount of these changes is not known, the impact to the Schools District's net pension liability is expected to be significant.

**CONOTTON VALLEY UNION LOCAL SCHOOL DISTRICT
HARRISON COUNTY, OHIO**

NOTES TO THE BASIC FINANCIAL STATEMENTS
FOR THE FISCAL YEAR ENDED JUNE 30, 2016

NOTE 12 - DEFINED BENEFIT PENSION PLANS - (Continued)

Actuarial Assumptions - STRS

The total pension liability in the June 30, 2015, actuarial valuation was determined using the following actuarial assumptions, applied to all periods included in the measurement:

Inflation	2.75 percent
Projected salary increases	2.75 percent at age 70 to 12.25 percent at age 20
Investment Rate of Return	7.75 percent, net of investment expenses
Cost-of-Living Adjustments (COLA)	2 percent simple applied as follows: for members retiring before August 1, 2013, 2 percent per year; for members retiring August 1, 2013, or later, 2 percent COLA paid on fifth anniversary of retirement date.

Mortality rates were based on the RP-2000 Combined Mortality Table (Projection 2022—Scale AA) for Males and Females. Males' ages are set-back two years through age 89 and no set-back for age 90 and above. Females younger than age 80 are set back four years, one year set back from age 80 through 89 and not set back from age 90 and above.

Actuarial assumptions used in the June 30, 2015, valuation are based on the results of an actuarial experience study, effective July 1, 2012.

The 10 year expected real rate of return on pension plan investments was determined by STRS' investment consultant by developing best estimates of expected future real rates of return for each major asset class. The target allocation and best estimates of geometric real rates of return for each major asset class are summarized as follows:

<u>Asset Class</u>	<u>Target Allocation</u>	<u>Long-Term Expected Real Rate of Return</u>
Domestic Equity	31.00 %	8.00 %
International Equity	26.00	7.85
Alternatives	14.00	8.00
Fixed Income	18.00	3.75
Real Estate	10.00	6.75
Liquidity Reserves	<u>1.00</u>	3.00
Total	<u>100.00 %</u>	

Discount Rate The discount rate used to measure the total pension liability was 7.75 percent as of June 30, 2015. The projection of cash flows used to determine the discount rate assumes member and employer contributions will be made at the statutory contribution rates in accordance with rate increases described above. For this purpose, only employer contributions that are intended to fund benefits of current plan members and their beneficiaries are included. Projected employer contributions that are intended to fund the service costs of future plan members and their beneficiaries, as well as projected contributions from future plan members, are not included. Based on those assumptions, STRS' fiduciary net position was projected to be available to make all projected future benefit payments to current plan members as of June 30, 2015. Therefore, the long-term expected rate of return on pension plan investments of 7.75 percent was applied to all periods of projected benefit payment to determine the total pension liability as of June 30, 2015.

**CONOTTON VALLEY UNION LOCAL SCHOOL DISTRICT
HARRISON COUNTY, OHIO**

NOTES TO THE BASIC FINANCIAL STATEMENTS
FOR THE FISCAL YEAR ENDED JUNE 30, 2016

NOTE 12 - DEFINED BENEFIT PENSION PLANS - (Continued)

Sensitivity of the District's Proportionate Share of the Net Pension Liability to Changes in the Discount Rate

The following table presents the District's proportionate share of the net pension liability calculated using the current period discount rate assumption of 7.75 percent, as well as what the District's proportionate share of the net pension liability would be if it were calculated using a discount rate that is one-percentage-point lower (6.75 percent) or one-percentage-point higher (8.75 percent) than the current rate:

	1% Decrease (6.75%)	Current Discount Rate (7.75%)	1% Increase (8.75%)
District's proportionate share of the net pension liability	\$ 6,317,720	\$ 4,548,148	\$ 3,051,710

NOTE 13 - POSTEMPLOYMENT BENEFITS

A. School Employees Retirement System

Health Care Plan Description - The District contributes to the SERS Health Care Fund, administered by SERS for non-certificated retirees and their beneficiaries. For GASB 45 purposes, this plan is considered a cost-sharing, multiple-employer, defined benefit other postemployment benefit (OPEB) plan. The Health Care Plan includes hospitalization and physicians' fees through several types of plans including HMO's, PPO's, Medicare Advantage, and traditional indemnity plans as well as a prescription drug program. The financial report of the Plan is included in the SERS Comprehensive Annual Financial Report which can be obtained on SERS' website at www.ohsers.org under Employers/Audit Resources.

Access to health care for retirees and beneficiaries is permitted in accordance with Section 3309 of the Ohio Revised Code. The Health Care Fund was established and is administered in accordance with Internal Revenue Code Section 105(e). SERS' Retirement Board reserves the right to change or discontinue any health plan or program. Health care is financed through a combination of employer contributions and retiree premiums, copays and deductibles on covered health care expenses, investment returns, and any funds received as a result of SERS' participation in Medicare programs. Active employee members do not contribute to the Health Care Plan. Retirees and their beneficiaries are required to pay a health care premium that varies depending on the plan selected, number of qualified years of service, Medicare eligibility and retirement status.

Funding Policy - State statute permits SERS to fund the health care benefits through employer contributions. Each year, after the allocation for statutorily required basic benefits, the Retirement Board allocates the remainder of the employer contribution of 14 percent of covered payroll to the Health Care Fund. For fiscal year 2016, none of the employer contribution was allocated to health care. In addition, employers pay a surcharge for employees earning less than an actuarially determined minimum compensation amount, pro-rated according to service credit earned. For fiscal year 2016, this amount was \$23,000. Statutes provide that no employer shall pay a health care surcharge greater than 2 percent of that employer's SERS-covered payroll; nor may SERS collect in aggregate more than 1.5 percent of the total statewide SERS-covered payroll for the health care surcharge. For fiscal year 2016, the District's surcharge obligation was \$11,625.

The District's contributions for health care for the fiscal years ended June 30, 2016, 2015, and 2014 were \$11,625, \$5,053, and \$11,506, respectively. The full amount has been contributed for fiscal years 2016, 2015 and 2014.

**CONOTTON VALLEY UNION LOCAL SCHOOL DISTRICT
HARRISON COUNTY, OHIO**

**NOTES TO THE BASIC FINANCIAL STATEMENTS
FOR THE FISCAL YEAR ENDED JUNE 30, 2016**

NOTE 13 - POSTEMPLOYMENT BENEFITS - (Continued)

B. State Teachers Retirement System

Plan Description – The District participates in the cost-sharing multiple-employer defined benefit Health Plan administered by the State Teachers Retirement System of Ohio (STRS) for eligible retirees who participated in the defined benefit or combined pension plans offered by STRS. Ohio law authorizes STRS to offer this plan. Benefits include hospitalization, physicians' fees, prescription drugs and reimbursement of monthly Medicare Part B premiums. The Plan is included in the report of STRS which can be obtained by visiting www.strsoh.org or by calling (888) 227-7877.

Funding Policy – Ohio Revised Code Chapter 3307 authorizes STRS to offer the Plan and gives the Retirement Board authority over how much, if any, of the health care costs will be absorbed by STRS. Active employee members do not contribute to the Health Care Plan. All benefit recipients, for the most recent year, pay a monthly premium. Under Ohio law, funding for post-employment health care may be deducted from employer contributions. For fiscal years 2016 and 2015, STRS did not allocate any employer contributions to post-employment health care. The District's contributions for health care for the fiscal years ended June 30, 2016, 2015, and 2014 were \$0, \$0, and \$17,677, respectively. The full amount has been contributed for fiscal years 2016, 2015 and 2014.

NOTE 14 - BUDGETARY BASIS OF ACCOUNTING

While reporting financial position, results of operations, and changes in fund balance on the basis of generally accepted accounting principles (GAAP), the budgetary basis as provided by law is based upon accounting for certain transactions on a basis of cash receipts and disbursements.

The statement of revenue, expenditures and changes in fund balance - budget and actual (non-GAAP budgetary basis) presented for the general fund is presented on the budgetary basis to provide a meaningful comparison of actual results with the budget. The major differences between the budget basis and the GAAP basis are that:

- (a) Revenues and other financing sources are recorded when received in cash (budget basis) as opposed to when susceptible to accrual (GAAP basis);
- (b) Expenditures and other financing uses are recorded when paid in cash (budget basis) as opposed to when the liability is incurred (GAAP basis);
- (c) In order to determine compliance with Ohio law, and to reserve that portion of the applicable appropriation, total outstanding encumbrances (budget basis) are recorded as the equivalent of an expenditure, as opposed to assigned or committed fund balance for that portion of outstanding encumbrances not already recognized as an account payable (GAAP basis); and,
- (d) Some funds are included in the general fund (GAAP basis), but have separate legally adopted budgets (budget basis).

**CONOTTON VALLEY UNION LOCAL SCHOOL DISTRICT
HARRISON COUNTY, OHIO**

NOTES TO THE BASIC FINANCIAL STATEMENTS
FOR THE FISCAL YEAR ENDED JUNE 30, 2016

NOTE 14 - BUDGETARY BASIS OF ACCOUNTING - (Continued)

The adjustments necessary to convert the results of operations for the year on the budget basis to the GAAP basis for the general fund is as follows:

Net Change in Fund Balance

	<u>General fund</u>
Budget basis	\$ 495,213
Net adjustment for revenue accruals	194,435
Net adjustment for expenditure accruals	(5,994)
Net adjustment for other sources/uses	27,115
Funds budgeted elsewhere	(1,396)
Adjustment for encumbrances	25,338
GAAP basis	<u>\$ 734,711</u>

Certain funds that are legally budgeted in a separate special revenue fund and an agency fund, are considered part of the general fund on a GAAP basis. This includes the public school support fund and the unclaimed monies fund.

NOTE 15 - CONTINGENCIES

A. Grants

The District receives significant financial assistance from numerous federal, State and local agencies in the form of grants. The disbursement of funds received under these programs generally requires compliance with terms and conditions specified in the grant agreements and are subject to audit by the grantor agencies. Any disallowed claims resulting from such audits could become a liability of the District. However, in the opinion of management, any such disallowed claims will not have a material effect on the financial position of the District.

B. Litigation

The District is involved in no material litigation as either plaintiff or defendant.

C. Foundation Funding

District Foundation funding is based on the annualized full-time equivalent (FTE) enrollment of each student. Effective for the 2015-2016 school year, traditional Districts must comply with minimum hours of instruction, instead of a minimum number of school days each year. The funding formula the Ohio Department of Education (ODE) is legislatively required to follow will continue to adjust as enrollment information is updated by the District, which can extend past the fiscal year-end. There were two adjustments to Foundation revenue. The first adjustment was \$3,608, which is recorded as an intergovernmental payable on the statement of net position. The second adjustment was \$492, which is recorded as an intergovernmental payable on the statement of net position.

**CONOTTON VALLEY UNION LOCAL SCHOOL DISTRICT
HARRISON COUNTY, OHIO**

**NOTES TO THE BASIC FINANCIAL STATEMENTS
FOR THE FISCAL YEAR ENDED JUNE 30, 2016**

NOTE 16 - SET-ASIDES

The District is required by State law to annually set-aside certain general fund revenue amounts, as defined by statutory formula, for the acquisition and construction of capital improvements. Amounts not spent by the end of the fiscal year or offset by similarly restricted resources received during the year must be held in cash at fiscal year-end. This amount must be carried forward to be used for the same purpose in future years. Expenditures exceeding the set-aside requirement may not be carried forward to the next fiscal year.

The following cash-basis information describes the change in the fiscal year-end set-aside amount for capital improvements. Disclosure of this information is required by State statute.

	<u>Capital Improvements</u>
Set-aside balance June 30, 2015	\$ -
Current year set-aside requirement	68,083
Current year qualifying expenditures	(67,624)
Current year offsets	<u>(459)</u>
Total	<u>\$ -</u>
Balance carried forward to fiscal year 2017	<u>\$ -</u>
Set-aside balance June 30, 2016	<u>\$ -</u>

NOTE 17 - OTHER COMMITMENTS

The District utilizes encumbrance accounting as part of its budgetary controls. Encumbrances outstanding at year-end may be reported as part of restricted, committed, or assigned classifications of fund balance. At year end, the District's commitments for encumbrances in the governmental funds were as follows:

<u>Fund Type</u>	<u>Year-End Encumbrances</u>
General	\$ 24,552
Building fund	121,400
Nonmajor governmental funds	<u>2,000</u>
Total	<u>\$ 147,952</u>

**CONOTTON VALLEY UNION LOCAL SCHOOL DISTRICT
HARRISON COUNTY, OHIO**

SCHEDULES OF REQUIRED SUPPLEMENTARY INFORMATION

SCHEDULE OF THE DISTRICT'S PROPORTIONATE SHARE OF
THE NET PENSION LIABILITY
SCHOOL EMPLOYEES RETIREMENT SYSTEM (SERS) OF OHIO

LAST THREE FISCAL YEARS

	<u>2015</u>	<u>2014</u>	<u>2013</u>
District's proportion of the net pension liability	0.02046890%	0.01855800%	0.01855800%
District's proportionate share of the net pension liability	\$ 1,167,975	\$ 939,210	\$ 1,103,585
District's covered-employee payroll	\$ 616,222	\$ 539,250	\$ 620,592
District's proportionate share of the net pension liability as a percentage of its covered-employee payroll	189.54%	174.17%	177.83%
Plan fiduciary net position as a percentage of the total pension liability	69.16%	71.70%	65.52%

Note: Information prior to fiscal year 2013 was unavailable.

**CONOTTON VALLEY UNION LOCAL SCHOOL DISTRICT
HARRISON COUNTY, OHIO**

SCHEDULES OF REQUIRED SUPPLEMENTARY INFORMATION

SCHEDULE OF THE DISTRICT'S PROPORTIONATE SHARE OF
THE NET PENSION LIABILITY
STATE TEACHERS RETIREMENT SYSTEM (STRS) OF OHIO

LAST THREE FISCAL YEARS

	<u>2015</u>	<u>2014</u>	<u>2013</u>
District's proportion of the net pension liability	0.01645669%	0.01709143%	0.01709143%
District's proportionate share of the net pension liability	\$ 4,548,148	\$ 4,157,227	\$ 4,952,062
District's covered-employee payroll	\$ 1,747,114	\$ 1,746,269	\$ 1,989,900
District's proportionate share of the net pension liability as a percentage of its covered-employee payroll	260.32%	238.06%	248.86%
Plan fiduciary net position as a percentage of the total pension liability	72.10%	74.70%	69.30%

Note: Information prior to fiscal year 2013 was unavailable.

This page intentionally left blank.

**CONOTTON VALLEY UNION LOCAL SCHOOL DISTRICT
HARRISON COUNTY, OHIO**

SCHEDULES OF REQUIRED SUPPLEMENTARY INFORMATION

SCHEDULE OF DISTRICT CONTRIBUTIONS
SCHOOL EMPLOYEES RETIREMENT SYSTEM (SERS) OF OHIO

LAST TEN FISCAL YEARS

	<u>2016</u>	<u>2015</u>	<u>2014</u>	<u>2013</u>
Contractually required contribution	\$ 104,757	\$ 81,218	\$ 74,740	\$ 85,890
Contributions in relation to the contractually required contribution	<u>(104,757)</u>	<u>(81,218)</u>	<u>(74,740)</u>	<u>(85,890)</u>
Contribution deficiency (excess)	<u>\$ -</u>	<u>\$ -</u>	<u>\$ -</u>	<u>\$ -</u>
District's covered-employee payroll	\$ 748,264	\$ 616,222	\$ 539,250	\$ 620,592
Contributions as a percentage of covered-employee payroll	14.00%	13.18%	13.86%	13.84%

<u>2012</u>	<u>2011</u>	<u>2010</u>	<u>2009</u>	<u>2008</u>	<u>2007</u>
\$ 87,041	\$ 84,594	\$ 84,538	\$ 59,198	\$ 55,066	\$ 54,769
<u>(87,041)</u>	<u>(84,594)</u>	<u>(84,538)</u>	<u>(59,198)</u>	<u>(55,066)</u>	<u>(54,769)</u>
<u>\$ -</u>	<u>\$ -</u>	<u>\$ -</u>	<u>\$ -</u>	<u>\$ -</u>	<u>\$ -</u>
\$ 647,145	\$ 672,983	\$ 624,357	\$ 601,606	\$ 560,754	\$ 512,818
13.45%	12.57%	13.54%	9.84%	9.82%	10.68%

**CONOTTON VALLEY UNION LOCAL SCHOOL DISTRICT
HARRISON COUNTY, OHIO**

SCHEDULES OF REQUIRED SUPPLEMENTARY INFORMATION

SCHEDULE OF DISTRICT CONTRIBUTIONS
STATE TEACHERS RETIREMENT SYSTEM (STRS) OF OHIO

LAST TEN FISCAL YEARS

	<u>2016</u>	<u>2015</u>	<u>2014</u>	<u>2013</u>
Contractually required contribution	\$ 244,870	\$ 244,596	\$ 227,015	\$ 258,687
Contributions in relation to the contractually required contribution	<u>(244,870)</u>	<u>(244,596)</u>	<u>(227,015)</u>	<u>(258,687)</u>
Contribution deficiency (excess)	<u>\$ -</u>	<u>\$ -</u>	<u>\$ -</u>	<u>\$ -</u>
District's covered-employee payroll	\$ 1,749,071	\$ 1,747,114	\$ 1,746,269	\$ 1,989,900
Contributions as a percentage of covered-employee payroll	14.00%	14.00%	13.00%	13.00%

<u>2012</u>	<u>2011</u>	<u>2010</u>	<u>2009</u>	<u>2008</u>	<u>2007</u>
\$ 291,254	\$ 300,991	\$ 303,923	\$ 292,775	\$ 281,459	\$ 269,292
<u>(291,254)</u>	<u>(300,991)</u>	<u>(303,923)</u>	<u>(292,775)</u>	<u>(281,459)</u>	<u>(269,292)</u>
<u>\$ -</u>	<u>\$ -</u>	<u>\$ -</u>	<u>\$ -</u>	<u>\$ -</u>	<u>\$ -</u>
\$ 2,240,415	\$ 2,315,315	\$ 2,337,869	\$ 2,252,115	\$ 2,165,069	\$ 2,071,477
13.00%	13.00%	13.00%	13.00%	13.00%	13.00%

**CONOTTON VALLEY UNION LOCAL SCHOOL DISTRICT
HARRISON COUNTY, OHIO**

**NOTES TO REQUIRED SUPPLEMENTARY INFORMATION
FOR THE FISCAL YEAR ENDED JUNE 30, 2016**

SCHOOL EMPLOYEES RETIREMENT SYSTEM (SERS) OF OHIO

Changes in benefit terms : There were no changes in benefit terms from the amounts reported for fiscal years 2014-2016.

Changes in assumptions : There were no changes in methods and assumptions used in the calculation of actuarial determined contributions for fiscal years 2014-2016. See the notes to the basic financials for the methods and assumptions in this calculation.

STATE TEACHERS RETIREMENT SYSTEM (STRS) OF OHIO

Changes in benefit terms : There were no changes in benefit terms from the amounts reported for fiscal years 2014-2016.

Changes in assumptions : There were no changes in methods and assumptions used in the calculation of actuarial determined contributions for fiscal years 2014-2016. See the notes to the basic financials for the methods and assumptions in this calculation.



Dave Yost • Auditor of State

INDEPENDENT AUDITOR'S REPORT ON INTERNAL CONTROL OVER FINANCIAL REPORTING AND ON COMPLIANCE AND OTHER MATTERS REQUIRED BY GOVERNMENT AUDITING STANDARDS

Conotton Valley Union Local School District
Harrison County
P.O. Box 187
Sherrodsville, Ohio 44675

To the Board of Education:

We have audited, in accordance with auditing standards generally accepted in the United States and the Comptroller General of the United States' *Government Auditing Standards*, the financial statements of the governmental activities, each major fund, and the aggregate remaining fund information of the Conotton Valley Union Local School District, Harrison County, Ohio (the District), as of and for the year ended June 30, 2016, and the related notes to the financial statements, which collectively comprise the District's basic financial statements and have issued our report thereon dated April 13, 2017.

Internal Control Over Financial Reporting

As part of our financial statement audit, we considered the District's internal control over financial reporting (internal control) to determine the audit procedures appropriate in the circumstances to the extent necessary to support our opinions on the financial statements, but not to the extent necessary to opine on the effectiveness of the District's internal control. Accordingly, we have not opined on it.

A deficiency in internal control exists when the design or operation of a control does not allow management or employees, when performing their assigned functions, to prevent, or detect and timely correct misstatements. A material weakness is a deficiency, or combination of internal control deficiencies resulting in a reasonable possibility that internal control will not prevent or detect and timely correct a material misstatement of the District's financial statements. A significant deficiency is a deficiency, or a combination of deficiencies, in internal control that is less severe than a material weakness, yet important enough to merit attention by those charged with governance.

Our consideration of internal control was for the limited purpose described in the first paragraph of this section and was not designed to identify all internal control deficiencies that might be material weaknesses or significant deficiencies. Therefore, unidentified material weaknesses or significant deficiencies may exist. Given these limitations, we did not identify any deficiencies in internal control that we consider material weaknesses. We did identify a certain deficiency in internal control, described in the accompanying Schedule of Findings that we consider a significant deficiency. We consider Finding 2016-001 to be a significant deficiency.

Compliance and Other Matters

As part of reasonably assuring whether the District's financial statements are free of material misstatement, we tested its compliance with certain provisions of laws, regulations, contracts, and grant agreements, noncompliance with which could directly and materially affect the determination of financial statement amounts. However, opining on compliance with those provisions was not an objective of our audit and accordingly, we do not express an opinion. The results of our tests disclosed an instance of noncompliance or other matter we must report under *Government Auditing Standards* which is described in the accompanying Schedule of Findings as item 2016-001.

Purpose of this Report

This report only describes the scope of our internal control and compliance testing and our testing results, and does not opine on the effectiveness of the District's internal control or on compliance. This report is an integral part of an audit performed under *Government Auditing Standards* in considering the District's internal control and compliance. Accordingly, this communication is not suitable for any other purpose.

A handwritten signature in black ink that reads "Dave Yost". The signature is written in a cursive style with a large, looping initial "D".

Dave Yost
Auditor of State
Columbus, Ohio

April 13, 2017

CONOTTON VALLEY UNION LOCAL SCHOOL DISTRICT
HARRISON COUNTY

SCHEDULE OF FINDINGS
JUNE 30, 2016

FINDING RELATED TO THE FINANCIAL STATEMENTS
REQUIRED TO BE REPORTED IN ACCORDANCE WITH GAGAS

FINDING NUMBER 2016-001

Noncompliance and Significant Deficiency

Ohio Rev. Code § 5705.14 states that no transfer shall be made from one fund of a subdivision to any other fund unless it meets an allowable exception.

During 2016, the District transferred monies in the amount of \$4,000 from the Public School Support Special Revenue Fund to the Leggett Scholarship Private Purpose Trust Fund, which did not meet any of the allowable exceptions.

The adjustment, with which management agrees, was posted to the School District's accounting records and is reflected in the accompanying financial statements.

The District should refer to the Ohio Revised Code to ensure that transfers are made between proper funds.

Officials' Response: We did not receive a response from officials to this Finding.

This page intentionally left blank.



Dave Yost • Auditor of State

CONOTTON VALLEY UNION LOCAL SCHOOL DISTRICT

HARRISON COUNTY

CLERK'S CERTIFICATION

This is a true and correct copy of the report which is required to be filed in the Office of the Auditor of State pursuant to Section 117.26, Revised Code, and which is filed in Columbus, Ohio.

Susan Babbitt

CLERK OF THE BUREAU

CERTIFIED
MAY 4, 2017