



bhm cpa group, inc.
CERTIFIED PUBLIC ACCOUNTANTS

CLEVELAND PUBLIC LIBRARY
CUYAHOGA COUNTY, OHIO

REGULAR AUDIT

For the Year Ended December 31, 2016
Fiscal Year Audited Under GAGAS: 2016

One East Campus View Blvd. Suite 300 • Columbus, OH 43235 • (614) 430-0590 • FAX (614) 448-4519
PO Box 875 • 129 Pinckney Street • Circleville, OH 43113 • (740) 474-5210 • FAX (740) 474-7319
PO Box 687 • 528 S. West Street • Piketon, OH 45661 • (740) 289-4131 • FAX (740) 289-3639

www.bhmcgroup.com



Dave Yost • Auditor of State

Board of Trustees
Cleveland Public Library
325 Superior Avenue
Cleveland, Ohio 44114

We have reviewed the *Independent Auditor's Report* of the Cleveland Public Library, Cuyahoga County, prepared by BHM CPA Group, Inc., for the audit period January 1, 2016 through December 31, 2016. Based upon this review, we have accepted these reports in lieu of the audit required by Section 117.11, Revised Code. The Auditor of State did not audit the accompanying financial statements and, accordingly, we are unable to express, and do not express an opinion on them.

Our review was made in reference to the applicable sections of legislative criteria, as reflected by the Ohio Constitution, and the Revised Code, policies, procedures and guidelines of the Auditor of State, regulations and grant requirements. The Cleveland Public Library is responsible for compliance with these laws and regulations.

A handwritten signature in black ink that reads "Dave Yost".

Dave Yost
Auditor of State

August 1, 2017

This page intentionally left blank.

**CLEVELAND PUBLIC LIBRARY
CUYAHOGA COUNTY, OHIO**

TABLE OF CONTENTS
FOR THE YEAR ENDED DECEMBER 31, 2016

<u>TITLE</u>	<u>PAGE</u>
Independent Auditor's Report on Internal Control Over Financial Reporting and on Compliance and Other Matters Required by Governmental Auditing Standards.....	1

This page intentionally left blank.



**Independent Auditor's Report on Internal Control Over Financial Reporting and on Compliance
and Other Matters Required by *Government Auditing Standards***

Cleveland Public Library
Cuyahoga County
325 Superior Avenue
Cleveland, Ohio 44114

To the Board of Trustees:

We have audited, in accordance with auditing standards generally accepted in the United States and the Comptroller General of the United States' *Government Auditing Standards*, the financial statements of the governmental activities, each major fund, and the aggregate remaining fund information of Cleveland Public Library, Cuyahoga County, (the Library) as of and for the year ended December 31, 2016, and the related notes to the financial statements, which collectively comprise the Library's basic financial statements and have issued our report thereon dated June 2, 2017.

Internal Control over Financial Reporting

As part of our financial statement audit, we considered the Library's internal control over financial reporting (internal control) to determine the audit procedures appropriate in the circumstances to the extent necessary to support our opinions on the financial statements, but not to the extent necessary to opine on the effectiveness of the Library's internal control. Accordingly, we have not opined on it.

A *deficiency in internal control* exists when the design or operation of a control does not allow management or employees, when performing their assigned functions, to prevent, or detect and timely correct misstatements. A *material weakness* is a deficiency, or combination of internal control deficiencies resulting in a reasonable possibility that internal control will not prevent or detect and timely correct a material misstatement of the Library's financial statements. A *significant deficiency* is a deficiency, or a combination of deficiencies, in internal control that is less severe than a material weakness, yet important enough to merit attention by those charged with governance.

Our consideration of internal control was for the limited purpose described in the first paragraph of this section and was not designed to identify all internal control deficiencies that might be material weaknesses or significant deficiencies. Given these limitations, we did not identify any deficiencies in internal control that we consider material weaknesses. However, unidentified material weaknesses may exist.

Compliance and Other Matters

As part of reasonably assuring whether the Library's financial statements are free of material misstatement, we tested its compliance with certain provisions of laws, regulations, contracts, and grant agreements, noncompliance with which could directly and materially affect the determination of financial statement amounts. However, opining on compliance with those provisions was not an objective of our audit and accordingly, we do not express an opinion. The results of our tests disclosed no instances of noncompliance or other matters we must report under *Government Auditing Standards*.

Purpose of this Report

This report only describes the scope of our internal control and compliance testing and our testing results, and does not opine on the effectiveness of the Library's internal control or on compliance. This report is an integral part of an audit performed under *Government Auditing Standards* in considering the Library's internal control and compliance. Accordingly, this communication is not suitable for any other purpose.

A handwritten signature in black ink that reads "BHM CPA Group". The letters are cursive and somewhat stylized.

BHM CPA Group, Inc.
Piketon, Ohio
June 2, 2017

CLEVELAND PUBLIC LIBRARY | CLEVELAND, OHIO

Comprehensive Annual Financial Report

For the Year Ended December 31, 2016



CLEVELAND ON THE WORLD STAGE



CLEVELAND PUBLIC LIBRARY
www.cpl.org

This page intentionally left blank.

CLEVELAND PUBLIC LIBRARY | CLEVELAND, OHIO

Comprehensive Annual Financial Report

For the Year Ended December 31, 2016

Issued By:

Carrie Krenicky

Chief Financial Officer



CLEVELAND PUBLIC LIBRARY
www.cpl.org

This page intentionally left blank.

INTRODUCTORY SECTION

This page intentionally left blank.

Cleveland Public Library
Comprehensive Annual Financial Report
For the Year Ended December 31, 2016
Table of Contents

	Page
I. Introductory Section	
Table of Contents	i
Letter of Transmittal	v
List of Principal Officials.....	xiv
Organizational Chart.....	xv
GFOA Certificate of Achievement	xvi
II. Financial Section	
Independent Auditor’s Report.....	1
Management’s Discussion and Analysis.....	4
Basic Financial Statements	
Government-wide Financial Statements:	
Statement of Net Position	14
Statement of Activities.....	16
Fund Financial Statements:	
Balance Sheet – Governmental Funds	17
Reconciliation of Total Governmental Fund Balances to Net Position of Governmental Activities.....	18
Statement of Revenues, Expenditures and Changes In Fund Balances – Governmental Funds....	19
Reconciliation of the Statement of Revenues, Expenditures and Changes in Fund Balances of Governmental Funds to the Statement of Activities	20
Statement of Revenues, Expenditures and Changes in Fund Balance – Budget (Non-GAAP Basis) and Actual	
General Fund.....	21
CLEVNET Fund	22
Notes to the Basic Financial Statements	24

Cleveland Public Library
Comprehensive Annual Financial Report
For the Year Ended December 31, 2016
Table of Contents (continued)

Required Supplementary Information

Schedule of the Library's Proportionate Share of the Net Pension Liability –
Ohio Public Employees Retirement System - Traditional Plan – Last Three Years 62

Schedule of Library Contributions –
Ohio Public Employees Retirement System - Traditional Plan – Last Four Years 63

Combining and Individual Fund Statements and Schedules:

Combining Statements – Nonmajor Governmental Funds:

Fund Descriptions 64

Combining Balance Sheet – Nonmajor Governmental Funds 68

Combining Statement of Revenues, Expenditures and Changes in
Fund Balances – Nonmajor Governmental Funds 69

Combining Balance Sheet – Nonmajor Special Revenue Funds 70

Combining Statement of Revenues, Expenditures and Changes in
Fund Balances – Nonmajor Special Revenue Funds 75

Combining Balance Sheet – Nonmajor Permanent Funds 80

Combining Statement of Revenues, Expenditures and Changes in
Fund Balances – Nonmajor Permanent Funds 83

Fund Statement – Agency Fund:

Fund Description..... 86

Combining Statement of Changes in Assets and Liabilities –
Agency Fund..... 87

Individual Fund Schedules of Revenues, Expenditures/Expenses and Changes in
Fund Balance/Equity – Budget (Non-GAAP Basis) and Actual

Major Fund

General Fund..... 89

CLEVNET Fund 90

Building and Repair Fund 91

Cleveland Public Library
Comprehensive Annual Financial Report
For the Year Ended December 31, 2016
Table of Contents (continued)

Nonmajor Funds

Anderson Fund.....	92
Endowment for the Blind Fund.....	93
Founders Fund	94
Kaiser Fund	95
Kraley Fund	96
Library Fund.....	97
Pepke Fund	98
Wickwire Fund	99
Wittke Fund	100
Young Fund	101
Friends Fund	102
Judd Fund	103
Ohio Library for the Blind and Physically Disabled (OLBPD) Fund.....	104
Lockwood Thompson Memorial Fund	105
Ohio Center for the Book Fund	106
Schweinfurth Fund.....	107
Learning Centers Fund.....	108
LSTA Know It Now Fund	109
MyCom Fund.....	110
Abel Fund	111
Ambler Fund.....	112
Beard Fund	113
Klein Fund	114
Malon/Schroeder Fund.....	115
McDonald Fund	116
Ratner Fund	117
Root Fund	118
Sugarman Fund.....	119
Thompson Fund	120
Weidenthal Fund.....	121
White Fund	122
Beard Anna Young Fund	123

III. Statistical Section

Statistical Section Description	S1
Net Position by Component – Last Ten Years.....	S2
Changes in Net Position – Last Ten Years	S4
Fund Balances, Governmental Funds – Last Ten Years	S6
Changes in Fund Balances, Governmental Funds – Last Ten Years	S8
Assessed and Estimated Actual Value of Taxable Property – Last Ten Years.....	S10

Cleveland Public Library
Comprehensive Annual Financial Report
For the Year Ended December 31, 2016
Table of Contents

Property Tax Rates – Direct and Overlapping Governments – Last Ten Years	S12
Real Property and Public Utility Tax Levies and Collections – Last Ten Years	S16
Principal Real Property Taxpayers – 2016 and 2007.....	S18
Principal Employers – Current Year and Nine Years Ago	S19
Demographic and Economic Statistics – Last Ten Years	S20
Full-Time Equivalent Library Employees by Function/Program – Last Eight Years.....	S22
Capital Assets Statistics	
By Neighborhood Branches– Last Ten Years.....	S26
By Main Library, Lake Shore Facility and Woodland Annex – Last Ten Years.....	S36
Operating Indicators – Last Ten Years	S38



June 2, 2017

To the Citizens of the Cleveland Metropolitan School District and the Board of Trustees of the Cleveland Public Library:

We are pleased to submit to you the Comprehensive Annual Financial Report of the Cleveland Public Library (the Library) for the fiscal year ended December 31, 2016. This is the sixth year in a row that the Library has submitted its financial report within the broader framework of a *comprehensive annual financial report* (CAFR). The CAFR format provides the Library with a better way to communicate its financial position with the public. In a CAFR, financial information is put within a larger context that provides the reader with the opportunity to understand how the Library functions and the environment in which it operates.

Ohio Revised Code Section 117.38 requires that the Library, as a public office, file a financial report for each fiscal year. The Library's financial report conforms with generally accepted accounting principles (GAAP). The law requires that a financial report of this type be filed with the Auditor of State within 150 days after the close of the fiscal year. At the time the report is filed with Auditor of State, the Library's Chief Fiscal Officer is required to publish a notice in the newspaper that the report has been completed and is available for public inspection.

The Library's management assumes full responsibility for the contents of this report. The financial statements in the report are the work of library management, not the work of independent auditors.

To compile the information for the financial statements in conformity with GAAP, the Library has a comprehensive framework of internal control in place. Because the cost of internal control should not outweigh the benefit, the framework has been designed to provide reasonable—not absolute—assurance that the financial statements are free from material misstatement.

Ohio law requires independent audits to be performed on all financial operations of the Library either by the Ohio Auditor of State or an independent public accounting firm, if permitted by the Auditor of State. BHM CPA Group, Inc. rendered an opinion on the Library's financial statements as of December 31, 2016, and the Independent Auditor's Report on the basic financial statements is included in the financial section of this report.

Immediately following the independent auditor's report is a narrative introduction, overview and analysis of the basic financial statements, entitled *Management's Discussion & Analysis* (MD&A). This letter of transmittal is meant to complement the MD&A, and is best read in conjunction with it.

Board of Library Trustees

Maritza Rodriguez, President • Alan Seifullah, Vice President • Thomas D. Corrigan, Secretary
Alice G. Butts • John M. Hairston, Jr. • Anthony T. Parker • Alesha Washington
Felton Thomas, Jr., Executive Director, CEO

PROFILE OF GOVERNMENT

Reporting Entity

Cleveland Public Library is organized as a school district library under the laws of the State of Ohio, and is one of nine public library systems in Cuyahoga County. The Library's legal service area shares the boundaries of the Cleveland Metropolitan School District (CMSD): approximately 77 square miles and home to nearly 400,000 citizens.

A seven-member board of trustees appointed by the CMSD Board of Education governs the Library. The trustees are appointed for a term of seven years with one term expiring each year. They meet monthly from September to June and serve without compensation.

Although the Library is fiscally independent of the school district, the Board of Education does serve in a ministerial capacity as the taxing authority for the Library. The Board of Library Trustees decides whether to request approval of a tax levy, as well as the role and purpose of the levy. Once such decisions are made, the Board of Education must place the levy on the ballot.

The administration of the Library is the responsibility of Executive Director Felton Thomas. His executive team consists of the deputy director/chief operations officer, chief financial officer, chief legal officer, and chief knowledge officer. His management team consists of the executive team and the public services director, technical services director, human resources director, property management director, information technology director, CLEVNET director, strategy and innovation director, and marketing and communications director.

Services

Since its beginning in 1869, the Library has evolved with the City of Cleveland. As the City grew, so did the Library and the range of services it offered. It opened as the "Public School Library" for the Cleveland Board of Education with 5,800 books. By the 1890s, the Library recognized the need for services at the neighborhood level for children who could not travel to the downtown facility, and opened four branch libraries in rented buildings. A branch building program started in 1903 with a donation from Andrew Carnegie. From 1903 to 1914, a total of \$590,000 in funding was received and eleven branches were built. Today, there are 27 branches spread throughout the city.

For 56 years, the Main Library was in a series of temporary and rented spaces. In 1925, Main Library opened to the public in a new building located in the Group Plan of Cleveland, where all the public buildings surrounding the Mall are designed in a similar classical style. In 1991, a \$90 million bond issue was approved by voters for the renovation of the Main Library and for the construction of a new 267,000 square foot annex named the Louis Stokes Wing, dedicated on April 12, 1997.

By this time, the Library's collection had grown to over 10 million items, making it one of the most important public library collections in the country. Additional space was needed to house books that were requested less frequently but were still of value to the community. A former high school building nine miles east of downtown was purchased and converted into a multi-use facility. In addition to the storage area for half a million books and bound periodicals, the Cleveland Public Library Lake Shore Facility contains a branch library for the neighborhood, the Ohio Library for the Blind & Physically Disabled, a staff training center, meeting rooms, the stockroom for the library system, and all the "behind-the-scenes" departments that purchase, catalog, and process library books and other materials.

This infrastructure exists to provide service to the public. The Library's service model has the Main Library at its center where most of the books, DVDs and CDs are housed. Neighborhood branches have smaller collections but library patrons can use the online catalog to request materials and have them

delivered to a conveniently located facility. Each facility in the system provides library patrons with access, not only to books and other materials such as movies, musical recordings and audio books, but also access to technology. Over 730 computers are available for personal use and one-on-one instruction by library staff.

The Library was an early adopter of computer technology and was at the forefront of efforts to automate library functions. The Library started a major investment in technology in 1979. Within two years, automated circulation control was begun in eleven of the busiest branch libraries and extended to all branches by the next year. The Library made a commitment to share its database and its equipment with other neighboring libraries. Cleveland Heights-University Heights Public Library joined the automated circulation system and online catalog in 1982, marking the birth of the CLEVNET resource-sharing network. From that beginning, CLEVNET has grown to 42 library systems in 12 counties across northeast Ohio, serving more than 1.2 million people. Each month, Cleveland Public Library shares over 70,000 items from its collection with the other CLEVNET-member libraries.

Budget

The majority of the Library's funding comes from property taxes and the State of Ohio's Public Library Fund (PLF). The PLF provides approximately 41% of the Library's revenues, whereas the levied mills (6.8) account for 49% (property taxes) of the revenues. The remaining revenue comes from grants, fines, fees, investment earnings and reimbursements.

During the State's biennium budget (HB 153), July 1, 2011 through June 30, 2013, the PLF was derived from a specific dollar amount of the State's total general tax revenue. Beginning August 1, 2011 through June 30, 2014, the PLF received a specific dollar amount equal to 95 percent of the amount distributed during the July 2010 through June 2011 base year. HB 153 made significant changes to prominent revenue sharing and tax reimbursement programs, including the PLF. It returned the PLF to a percentage of general revenue fund (GRF) taxes for fiscal year 2014 and beyond. This percentage was computed by dividing fiscal year 2013 PLF distributions by fiscal year 2013 actual GRF tax revenues, which has calculated out to be 1.66%. The State's biennium budget (HB 64), July 1, 2015 through June 30, 2017, temporarily increased this percentage to 1.7%.

The Governor's office is reinforcing their intent to phase-out tangible personal property (TPP) replacement payments to local governments and schools from the tax reform passed in 2005. The last collection year for the Library will be in 2017.

The budget process for the Library begins each spring and is presented to the board in May for approval. The budget is then sent to the Cleveland Metropolitan School District (CMSD) Board of Education and a public hearing is held at its June meeting. The CMSD Board of Education has fiduciary responsibility to move the Library's budget through the hearing and approval process, but cannot alter the budget nor provide input to the budget. Once the Library's budget is approved at the CMSD June meeting, the CMSD Board of Education forwards the budget to the Cuyahoga County Budget Commission. The County Budget Commission presents the budgets for all libraries in the county at a September public meeting. This public meeting is not to decide Cleveland Public Library's budget; the Library has an agreement with the County through December 2017 as to how the Public Library Fund (PLF) revenues should be distributed among the nine library systems within the County. Were this agreement not in place, a public hearing would be called to decide the distribution of funds. The Library's current agreement with the County is the extension of a prior agreement stating that the Library receives 41.18430% of Cuyahoga County's PLF entitlement, up to the amount distributed in 2007 by what was then called the Library and Local Government Support Fund (LLGSF); should PLF receipts exceed the amount distributed to the libraries in the 2007 Base Year, Cleveland Public Library will receive 31.1725% of the excess, a reduction from 34.48% under the prior agreement.

THE LIBRARY'S ECONOMIC CONDITION

According to the Federal Reserve Bank of Cleveland, the Cleveland metro area's economy continued to grow in 2016, although at a slower pace than nearby metro areas, Ohio, and the nation. Income per capita and output per capita went up, 7,500 jobs were gained, three large sectors grew at about the same rate as the nation, and home prices grew at their fastest rate in nearly a decade; however, this positive news was tempered by two indicators that worsened or failed to improve: the credit card delinquency rate remained stable while falling elsewhere, and the unemployment rate rose at almost a full percentage point. The Cleveland metro area's unemployment rate has been on the rise since October 2015 and was 5.7 percent in December 2016, a percentage point above where it was at in December 2015. The Federal Reserve attributes this increase to the labor force growing faster than the number of jobs.

Each year since 2009, the Cleveland metro area has seen increases in real GDP (gross domestic product), according to the Bureau of Economic Analysis at the United States Department of Commerce. Of the nation's 382 metro statistical areas, 292 saw an increase in real GDP in 2015; the Cleveland metro area was one of them with an increase of 1.1% from 2014, below the national average of 2.5%. Of the large metro areas, those with a population greater than two million, the Cleveland metro area was the slowest growing in the nation; the restrained growth is attributed to a decline in durable-goods manufacturing. In population, Cleveland is the 31st largest of the nation's 382 metro statistical areas.

In 2015, real income per capita rose \$1,469 in the Cleveland metro area, a 3.1% increase, which was slower than the increases in nearby metro areas (4.0%), Ohio (3.2%), and the nation (3.5%). At \$48,957, income per capita, in the Cleveland metro area continues to be close to that of the nation.

With gains in the third quarter of 2016 offsetting losses in the first half of the year, the Cleveland metro area experienced job growth of 0.8% between September 2015 and September 2016. That translates to 7,500 jobs. Cleveland's job growth rate was roughly half that of the nation (1.8%) and below that of nearby metro areas (1.5%) and Ohio (1.1%). The Federal Reserve Bank of Cleveland reports that these differences in trends have been occurring since the middle of 2013. The Cleveland metro area has 3.1% less employment than it did before the recession; while nearby metro areas, Ohio, and the nation have more employment than they did when the recession started.

The sectors that had the highest employment growth rates in the Cleveland metro area between September 2015 and September 2016 were professional and business services (2.6%), leisure and hospitality (2.5%), and education and health services (2.4%). These sectors grew at a faster rate in the Cleveland metro area than in Ohio, and professional business services grew a bit faster in Cleveland than in the nation. The sector that had the largest percentage decline in jobs during these 12 months was manufacturing (down 2.8%).

Of the past ten years, 2016 was the best for home price growth in the Cleveland metro area, according to the Federal Reserve Bank of Cleveland. The area saw steady, strong home price growth throughout 2016, and prices ended the year 5.0% higher. This is comparable to the price growth in Ohio (4.6%), but slower than in nearby metros (6.2%) or the nation (7.0%).

Cleveland's slow economic recovery has not stopped the Library from forging ahead to create a more connected, informed community. While much of the Library's work involves looking to the future, that doesn't mean the Library neglects the past. For six weeks during the summer of 2016, the Library displayed a piece of literary history: an original Shakespeare First Folio. The Folio was on loan from the Folger Shakespeare Library in Washington, D.C., as part of the national tour honoring the 400th anniversary of William Shakespeare's death. The First Folio, which was published in 1623 as the first compilation of Shakespeare's plays in a single volume, was displayed in Special Collections. More than

4,000 visitors viewed the First Folio, and exhibition-related programs welcomed at least 1,200 people. All told, the Library hosted 56 programs surrounding Shakespeare at the Main Library and branches, including lectures, tours, children's programs, an original adaptation of *Twelfth Night*, treasure hunts and a photo booth complete with Shakespearean costume accessories—all in a successful effort to make Shakespeare fun and engaging.

All eyes turned to Cleveland in July when the Republican National Convention convened here during an unprecedented election season. As the event ushered politicians, delegates, journalists, protestors and other visitors into town, the Library served as a neutral space of civic discussion and education. Our *America's Civic Square* series debuted during the convention week to inspire discussion of timely topics. The series, which was held in the Eastman Reading Garden and at several branch libraries, focused on immigration, race and politics, Cleveland's renaissance and more. Librarians even took to the streets during the convention week when staff rode the Book Bike to Public Square to hand out free books and "Make America Read Again" buttons, offerings that were enthusiastically received. Finally, the Cleveland Digital Public Library created "RNC in CLE," a digital collection featuring photographs, brochures, posters and other artifacts documenting the week's events in downtown Cleveland.

Regardless of politics, Cleveland Public Library works to serve a diverse and inclusive community. Our Director emphasized this mission when he issued a statement after the election in his role as President of the Public Library Association. He stressed that public libraries offer "an unparalleled ability to bring people and knowledge together, especially in times of uncertainty and division. We are places of learning, free inquiry and free speech for people of all ages and backgrounds." This pledge to embrace diversity was apparent in many programs and services offered in 2016. In February, Dr. Khalil Gibran Muhammad, Director of the Schomburg Center for Research on Black Culture at the New York Public Library, addressed an audience of 300 people to discuss criminal justice and race in America. In March, library patrons celebrated the Year of the Monkey and the Lunar New Year at Main Library with children's activities and traditional Chinese food, calligraphy, origami and dance. In September, we partnered with the Julia De Burgos Cultural Arts Center, the Baseball Heritage Museum and the Cleveland Indians to sponsor Pleibal, a special event celebrating National Hispanic Heritage Month. During Pleibal programming, former Indians players participated in a panel discussion about Caribbean and African Americans' history in the major leagues, as well as how Hispanic Americans have impacted integration in professional sports.

Throughout 2016, the Library played a leading role in numerous national initiatives. First, by signing President Obama's ConnectED Literacy Pledge, we committed to ensuring every child in Cleveland has access to a library card. We worked with the City of Cleveland and the Cleveland Metropolitan School District (CMSD) to distribute ConnectED cards to all CMSD, parochial, private and charter schools in the Library's service area. By the end of August, we issued over 11,883 library cards and continued the program throughout the remainder of the year.

TechCentral hosted some special guests in April when Andrew Coy, White House Senior Advisor for Making, along with Adam Savage of Mythbusters fame, visited the Library to learn more about our MakerSpace. And in July, a C-SPAN segment featured our Langston Hughes collection in Special Collections.

Once again in 2016, the Ohio Center for the Book (OCFB), in partnership with the Center for the Book in the Library of Congress, sponsored Letters About Literature, a national contest that tasks students with writing letters to authors. OCFB hosted the award ceremony for Ohio winners, who went on to compete nationally. In partnership with the Ohio Arts Council, OCFB also embarked on statewide promotion of the national Poetry Out Loud competition, which encourages youth to learn about poetry through memorization and recitation.

The Library bestowed another literary award of note this year: the Norman A. Sugarman Children's Biography Award, which honors excellence in the field of biography for children. The 2016 award went to Anita Silvey, author of *Untamed: The Wild Life of Jane Goodall*.

Our work with the Digital Public Library of America (DPLA), which strives to provide a single point of access to all digital public collections in the United States, represents another important statewide initiative. The Cleveland Digital Public Library plays a significant role in working with the State Library of Ohio to establish infrastructure and assist in administering DPLA Ohio. This initiative will allow patrons located anywhere across the country to access information surrounding our collections. The past year also ushered in new legislation passed by both the House and Senate in July that will have positive, far-reaching implications for our Ohio Library for the Blind and Physically Disabled as well as for blind or disabled patrons nationwide. The bill amends previous legislation to allow the National Library Service for the Blind and Physically Handicapped to use its funds to provide and maintain readers in "all forms," including e-readers, audio, refreshable braille displays and any new technology that may be developed in the future.

In October, we helped raise Cleveland's profile in the national civic tech and open government movement by partnering with the Sunlight Foundation to host TransparencyCamp (TCamp), an "unconference" surrounding governmental transparency. This year marked the first time TCamp was held outside of D.C. or San Francisco. We welcomed more than 125 participants, including attendees from MIT and Code for America; a city councilman; a representative from the White House; and a representative from the Office of the Mayor. TCamp, which was supported in part by the Cleveland Foundation, generated discussion surrounding local governmental transparency and strategies to bridge the civic tech and social justice movements.

Our departments in Main Library had a busy year. In July, TechCentral debuted its Mobile MakerSpace, a custom vehicle designed to make TechCentral's offerings more accessible within the community. In addition to hosting its Mini MakerFaire and participating in IngenuityFest, TechCentral also played a vital role when the Library served as a host site for a Mozilla web literacy training.

This year marked the first time books in the Government Documents collection began to circulate to our patrons. Government Documents also created a "library within a library" by creating displays of materials made available through the Federal Depository Library Program. Additionally, our Patent and Trademark Resource Center hosted a three-day event with experts from the United States Patent and Trademark Office.

Youth Services continued its extensive offerings of story times, craft activities and literacy-based community outreach, including a joint effort with the Popular Library to read to infants and toddlers at the Rainbow Babies and Children's Hospital. The Social Sciences' Sports Research Center, meanwhile, expanded its Sports Icon Series by coordinating eight new interviews featuring the likes of Jack Staph, head of the Cleveland Marathon, and former Cleveland Indians player Len Barker, among others. Finally, in September, the Library participated in the City's first annual book swap as part of the inaugural Cleveland Book Week held in Public Square.

Cleveland Public Library may have stepped onto the national and even international stage this year, but that doesn't impact our steadfast commitment to our community here at home. In 2016, we continued legacy programs, hosted events and partnered with new communities and organizations, all to better serve patrons. We hosted our second annual Man Up, Cleveland event in February. This youth empowerment program allows male students to meet authors and professionals; learn about financial literacy, leadership, writing, black history and street law; participate in interactive breakout sessions; and explore the Main

Library. And in April, more than 400 children attended the two-day Progress with Chess event, which aims to help students improve critical thinking skills through chess.

In July, the Library hosted Literary Cleveland's second annual INKubator writing conference, a daylong event offering craft talks, a resource fair and writing workshops for local aspiring writers. We also demonstrated our commitment to reaching out to new communities during the Bangla Cultural Celebration, which was held in the Louis Stokes Wing in August. This event offered a colorful celebration of Bangladesh through traditional cuisine, folk music, children's dance performances, poetry, fashion and more.

We embarked on a pilot program this summer to capture a series of audio-recorded oral histories of Cleveland residents and their communities. The Digital Public Library and the Center for Local and Global History helped create this oral history project, which received grant support from the Cleveland Foundation to hire an intern to conduct interviews at the Hough, South, Fleet, and Rice branches. By reaching out to marginalized or underserved communities, oral history programs help individuals document histories that might otherwise remain unrecorded. And through a new art therapy program this year, we provided yet another avenue for patrons to share their stories. Therapists from the Art Therapy Studio visited the E. 131 and Martin Luther King, Jr. branches to help teens express themselves through painting, collage and sculpture.

Thousands of students participated in our Summer Reading Club this year, which featured a theme of Read Up! Rise Up! and offered a wide range of activities to encourage kids and teens to read. In 2016, we also offered legal aid assistance, tax preparation, tutoring, student loan education, weekly produce pickups, afterschool bagged meals for kids and a summer lunch program to provide assistance, education or sustenance to our patrons at various branch libraries. The Woodland Wonderland: Stay and Play Room, which offers an interactive learning space for families and young children, proved so popular in 2016 that we increased its hours and staffing.

Branch libraries throughout our system continue offering a rich array of programming options related to literacy, arts, science, technology and beyond. The West Park branch acquired virtual reality equipment and hosted Ohio wildlife programs offered by the Rocky River Nature Center; Eastman enjoyed sizable attendance for a Civil War reenactment program; Lorain offered forums surrounding human trafficking, domestic violence and self-defense; South Brooklyn offered a Polar Express experience with Lolly the Trolley; Fulton held a filmmaking boot camp for kids; Hough partnered with the Cleveland Association of Black Storytellers to offer an oral history program for youth; Rice displayed a digital photography mural; Memorial-Nottingham again hosted the 11th District Congressional Art Show; Harvard-Lee partnered with NASA to offer programming for children; and Langston Hughes partnered with the Cleveland Orchestra to offer a concert in the branch's neighborhood. These events represent a mere fraction of the Library's programming.

There's no question that 2016 was a big year for both the City of Cleveland and the Library. The events of 2016 allowed us find our way to the national and world stage—all while continuing our best work right here at home.

Long-Term Financial Planning

The Library's long-term financial planning takes these and other potential capital projects into account. To prepare for future potential construction costs at both the Main Library and at selected branches, the Library is deliberately setting aside monies for this purpose.

The Library places an emphasis on long-term planning and prepares a five-year financial forecast that is shared regularly with the Board of Library Trustees. Assumptions are an integral part of the forecast and represent what the Library believes are significant factors impacting the forecast. It is updated as material changes to income and expenditures are determined, and it covers both operational and capital needs to maintain and enhance current services and facilities.

A key component to the forecast is the timeline for the renewal of the Library's five-year property tax levy. Property tax revenues represent 49 percent of the Library's operating budget. The Library is proactive in planning; in response to the worsening economy, the lower revenues were once again countered with continued wage freezes. The Library's finances are planned so that many of the facilities' improvements and capital acquisitions are paid with cash and the Library continues to pay cash for most equipment and other major purchases necessary to maintain a high level of services. We live within our means and plan ahead knowing that responsible leadership commands that we observe the budget and expend less than the fund balance carryover plus revenues we receive. Even though the size of our work force has continued to reduce through attrition and retirements, we continue to meet the needs of our patrons.

Relevant Financial Policies

All budgetary and financial policies are established by Ohio law and/or the Board of Library Trustees. Budgetary procedures are established by the Library's Fiscal Officer. The implementation of policies and procedures is the responsibility of the Library's Executive Director and Fiscal Officer.

A significant financial policy of the Library, the Investment Policy, was revised by the Board of Trustees. The effective date of this policy is June 16, 2016 and represents a revision to the previously submitted policy, dated March 20, 2014. It is the fourth revision to the original policy dated June 17, 2000 (1st revision September 18, 2003; 2nd revision September 15, 2005, 3rd revision March 20, 2014, 4th revision June 16, 2016). This policy includes [totally or partially] sections of the statute in order to describe eligible investments. In some sections, the policy places further limits upon the use of eligible investments or investment transactions.

The purpose of this investment policy is to establish priorities and guidelines regarding the investment management of the Library's investment funds ("Portfolio") and the Library's endowment funds ("Endowments"). Overall priorities and guidelines for the Portfolio are based upon *Ohio Revised Code* Chapter 135.14 and prudent money management. Guidelines for the Endowments are based upon *Ohio Revised Code* Chapter 2109.37 and 2109.371 as delineated by a 1975 Cuyahoga County Probate Court Order and a ruling from the Cuyahoga County Prosecutor's Office.

AWARDS & ACKNOWLEDGMENTS

Awards

The Government Finance Officers Association of the United States and Canada (GFOA) awarded a Certificate of Achievement for Excellence in Financial Reporting to the Cleveland Public Library for its Comprehensive Annual Financial Report (CAFR) for the year ended December 31, 2015. This was the fifth year the Library had prepared a CAFR, and the fifth year it has achieved this prestigious award. In order to be awarded a Certificate of Achievement, a government has to publish an easily readable and efficiently organized CAFR that satisfied both generally accepted accounting principles and applicable program requirements.

A Certificate of Achievement for Excellence in Financial Reporting is valid for a period of one year only. However, we believe that our current CAFR continues to meet the Certificate of Achievement for Excellence in Financial Reporting requirements, and we are submitting it to the GFOA to determine its eligibility for another certificate.

Acknowledgments

The preparation of this report would not have been possible without the skill, effort, and dedication of the entire staff of the Financial Services department and the Administrative staff. We wish to thank all Library departments for their assistance in providing the data necessary to prepare this report. Credit also is due to the Board of Library Trustees for their unfailing support for maintaining the highest standards of professionalism in the management of the Cleveland Public Library's finances.

The seven trustees who serve on the Board of the Cleveland Public Library give generously of their time and energy to further the Library's mission. Their careful and judicious oversight continues to guide the Library through challenging times. For their service, the Library's management is most grateful.

The citizens of Cleveland have proudly supported their public library throughout its long history. They continue to challenge us to deliver the highest levels of library service. We thank them for their support as we strive to always be worthy of their trust.

Respectfully submitted,



Carrie Krenicky
Chief Financial Officer/Fiscal Officer



Felton Thomas
Executive Director

CLEVELAND PUBLIC LIBRARY

LIST OF PRINCIPAL OFFICIALS
as of December 31, 2016

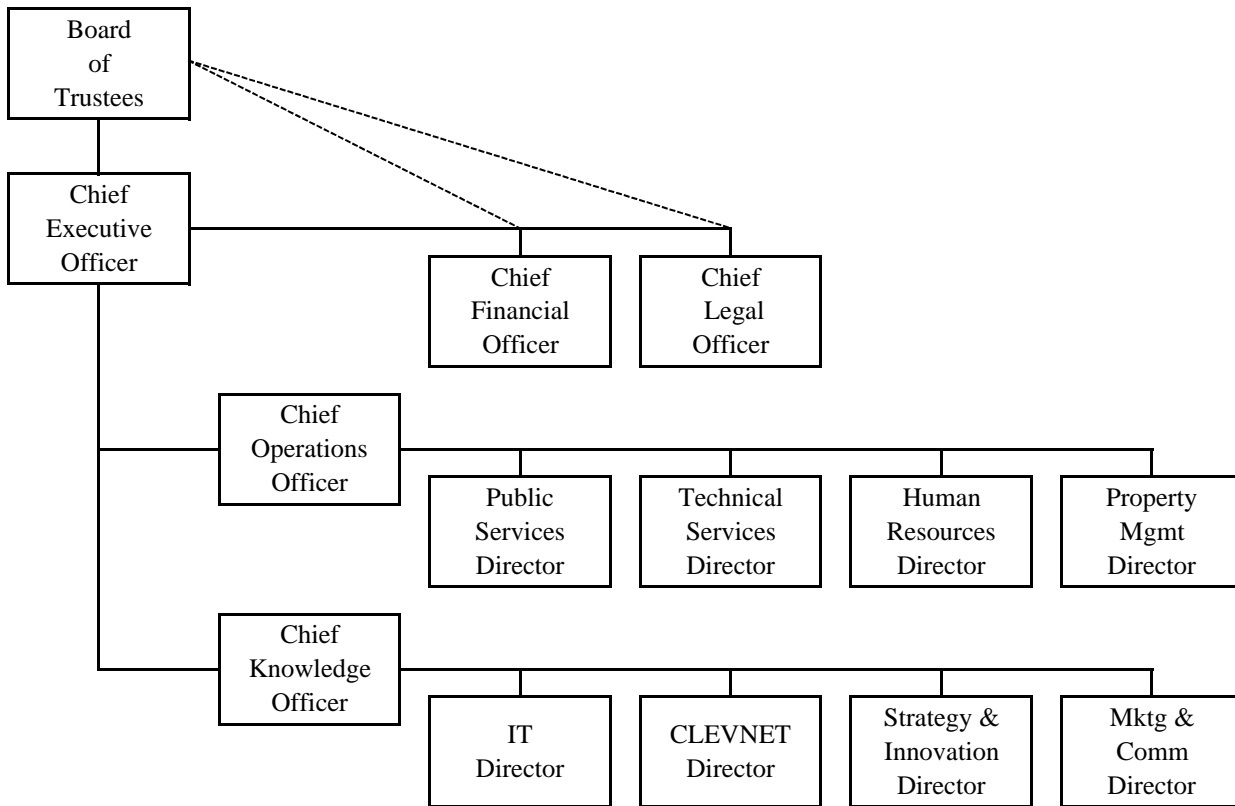
BOARD OF LIBRARY TRUSTEES

Maritza Rodriguez President
Alan Seifullah Vice President
Thomas D. Corrigan Secretary
Alice G. Butts Member
John M. Hairston Member
Anthony T. Parker..... Member
Alesha Washington Member

ADMINISTRATIVE STAFF

Felton ThomasExecutive Director/Chief Executive Officer
Cindy LombardoDeputy Director/Chief Operations Officer
Carrie Krenicky..... Chief Financial Officer/Fiscal Officer
Joyce Dodrill..... Chief Legal Officer
Timothy Diamond..... Chief Knowledge Officer
John Skrtic Director of Public Services
Patricia Lowrey Director of Technical Services
Madeline Corchado..... Director of Human Resources
Timothy Murdock Director of Property Management
Larry Finnegan..... Director of Information Technology
Hilary Prisbylla Director of CLEVNET
Vacant Director of Strategy & Innovation
Vacant Director of Marketing & Communications

**CLEVELAND PUBLIC LIBRARY
ORGANIZATIONAL CHART**





Government Finance Officers Association

Certificate of
Achievement
for Excellence
in Financial
Reporting

Presented to

Cleveland Public Library
Ohio

For its Comprehensive Annual
Financial Report
for the Fiscal Year Ended

December 31, 2015

Executive Director/CEO

FINANCIAL SECTION

This page intentionally left blank.



Independent Auditor's Report

Cleveland Public Library
Cuyahoga County
325 Superior Avenue
Cleveland, Ohio 44114

To the Board of Trustees:

Report on the Financial Statements

We have audited the accompanying financial statements of the governmental activities, each major fund, and the aggregate remaining fund information of Cleveland Public Library, Cuyahoga County, Ohio (the Library), as of and for the year ended December 31, 2016, and the related notes to the financial statements, which collectively comprise the Library's basic financial statements as listed in the table of contents.

Management's Responsibility for the Financial Statements

Management is responsible for preparing and fairly presenting these financial statements in accordance with accounting principles generally accepted in the United States of America; this includes designing, implementing, and maintaining internal control relevant to preparing and fairly presenting financial statements that are free from material misstatement, whether due to fraud or error.

Auditor's Responsibility

Our responsibility is to opine on these financial statements based on our audit. We audited in accordance with auditing standards generally accepted in the United States of America and the financial audit standards in the Comptroller General of the United States' *Government Auditing Standards*. Those standards require us to plan and perform the audit to reasonably assure the financial statements are free from material misstatement.

An audit requires obtaining evidence about financial statement amounts and disclosures. The procedures selected depend on our judgment, including assessing the risks of material financial statement misstatement, whether due to fraud or error. In assessing those risks, we consider internal control relevant to the Library's preparation and fair presentation of the financial statements in order to design audit procedures that are appropriate in the circumstances, but not to the extent needed to opine on the effectiveness of the Library's internal control. Accordingly, we express no opinion. An audit also includes evaluating the appropriateness of management's accounting policies and the reasonableness of their significant accounting estimates, as well as our evaluation of the overall financial statement presentation.

We believe the audit evidence we obtained is sufficient and appropriate to support our audit opinions.

Opinion

In our opinion, the financial statements referred to above present fairly, in all material respects, the respective financial position of the governmental activities, each major fund, and the aggregate remaining fund information of Cleveland Public Library, Cuyahoga County, Ohio, as of December 31, 2016, and the respective changes in financial position thereof and the respective budgetary comparisons for the General Fund and CLEVNET Fund for the year then ended in accordance with the accounting principles generally accepted in the United States of America.

Other Matters

Required Supplementary Information

Accounting principles generally accepted in the United States of America require this presentation to include *Management's discussion and analysis and schedules of net pension liabilities and pension contributions*, listed in the table of contents, to supplement the basic financial statements. Although this information is not part of the basic financial statements, the Governmental Accounting Standards Board considers it essential for placing the basic financial statements in an appropriate operational, economic, or historical context. We applied certain limited procedures to the required supplementary information in accordance with auditing standards generally accepted in the United States of America, consisting of inquiries of management about the methods of preparing the information and comparing the information for consistency with management's responses to our inquiries, to the basic financial statements, and other knowledge we obtained during our audit of the basic financial statements. We do not opine or provide any assurance on the information because the limited procedures do not provide us with sufficient evidence to opine or provide any other assurance.

Supplementary and Other Information

Our audit was conducted to opine on the Library's basic financial statements taken as a whole.

The introductory section, the financial section's combining statements, individual fund statements and schedules, and the statistical section information present additional analysis and are not a required part of the basic financial statements.

The statements and schedules are management's responsibility, and derives from and relates directly to the underlying accounting and other records used to prepare the basic financial statements. We subjected these statements and schedules to the auditing procedures we applied to the basic financial statements. We also applied certain additional procedures, including comparing and reconciling statements and schedules directly to the underlying accounting and other records used to prepare the basic financial statements or to the basic financial statements themselves in accordance with auditing standards generally accepted in the United States of America. In our opinion, these statements and schedules are fairly stated in all material respects in relation to the basic financial statements taken as a whole.

We did not subject the introductory section and statistical section information to the auditing procedures applied in the audit of the basic financial statements and, accordingly, we express no opinion or any other assurance on them.

Members of the Board of Trustees
Cleveland Public Library
Independent Auditor's Report
Page 3

Other Reporting Required by Government Auditing Standards

In accordance with *Government Auditing Standards*, we have also issued our report dated June 2, 2017, on our consideration of the Library's internal control over financial reporting and our tests of its compliance with certain provisions of laws, regulations, contracts and grant agreements and other matters. That report describes the scope of our internal control testing over financial reporting and compliance, and the results of that testing, and does not opine on internal control over financial reporting or on compliance. That report is an integral part of an audit performed in accordance with *Government Auditing Standards* in considering the Library's internal control over financial reporting and compliance.

A handwritten signature in black ink that reads "BHM CPA Group". The letters are cursive and somewhat stylized.

BHM CPA Group, Inc.
Piketon, Ohio
June 2, 2017

This page intentionally left blank.

Cleveland Public Library
Cuyahoga County
Management's Discussion and Analysis
For the Year Ended December 31, 2016
Unaudited

The Discussion and Analysis of the Cleveland Public Library's (the "Library") financial performance provides an overall review of the Library's financial activities for the year ended December 31, 2016. The intent of this discussion and analysis is to look at the Library's financial performance as a whole. Readers should also review the basic financial statements and the notes to the basic financial statements to enhance their understanding of the Library's financial performance.

Financial Highlights

Key financial highlights for 2016 are:

The assets and deferred outflows of resources of the Library exceeded its liabilities at the close of the most recent fiscal year by \$145,841,376 (*net position*). Of this amount, \$85,511,515 represents the Library's net investment in capital assets, \$15,143,336 represents restricted net position and \$45,186,525 represents unrestricted net position.

The Library's total net position decreased by \$9,942,624 or 6.38 percent from 2015. Of this amount, total net investment in capital assets decreased by \$912,779 or 1.06 percent, restricted net position increased by \$589,300 or 4.05 percent, and unrestricted net position decreased by \$9,619,145 or 17.55 percent.

Net capital assets have declined as depreciation, along with disposals, outpaced new investments in capital assets. Unrestricted net position decreased due primarily to net pension expense.

At the close of the 2016, the Cleveland Public Library's governmental funds reported combined fund balances of \$64,447,126, a decrease of \$5,046,433 in comparison with the prior year. Approximately 26 percent of this amount (\$16,758,929) is available for spending at the Library's discretion (*unassigned fund balance*).

At the end of 2016, unrestricted fund balance (the total of the *committed*, *assigned* and *unassigned* components of *fund balance*) for the general fund was \$29,270,457, or approximately 54.2 percent of total general fund expenditures.

Using These Basic Financial Statements

This annual report consists of a series of financial statements and notes to those statements. These statements are prepared and organized so the reader can understand the Cleveland Public Library as a financial whole or as an entire operating entity. The statements proceed to provide an increasingly detailed look at our specific financial condition.

The Statement of Net Position and Statement of Activities provide information about the activities of the whole Library, presenting both an aggregate view of the Library's finances and a longer-term view of those assets. Major fund financial statements provide the next level of detail. For governmental funds, these statements tell how services were financed in the short term as well as what dollars remain for future spending. The fund financial statements also look at the Library's most significant funds with all other non-major funds presented in total in one column.

Cleveland Public Library
Cuyahoga County
Management's Discussion and Analysis
For the Year Ended December 31, 2016
Unaudited

Reporting the Library as a Whole

Statement of Net Position and Statement of Activities

While this document contains information about the funds used by the Library to provide services to our citizens, the view of the Library as a whole looks at all financial transactions and asks the question, "How did the Library do financially during 2016?" The Statement of Net Position and the Statement of Activities answer this question. These statements include all assets and deferred outflows of resources and liabilities and deferred inflows of resources using the accrual basis of accounting similar to the accounting method used by the private sector. The accrual basis of accounting takes into account all of the current year's revenues and expenses regardless of when the cash is received or paid.

These two statements report the Library's net position and the changes in its position. The change in net position is important because it tells the reader whether, for the Library as a whole, the financial position of the Library has improved or diminished. However, in evaluating the overall position of the Library, non-financial information such as changes in the Library's tax base and the condition of the Library's capital assets will also need to be evaluated. The Statement of Net Position and the Statement of Activities are divided into the following categories:

- Assets
- Deferred Outflows of Resources
- Liabilities
- Deferred Inflows of Resources
- Net Position (Assets plus Deferred Outflows of Resources minus Liabilities minus Deferred Inflows of Resources)
- Program Revenue and Expenses
- General Revenues
- Net Position Beginning of Year and Year's End

Reporting the Cleveland Public Library's Most Significant Funds

Fund Financial Statements

The presentation of the Library's major funds begins on page 17. Fund financial reports provide detailed information about the Library's major funds based on the restrictions on the use of monies. The Library has established many funds that account for the multitude of services and facilities provided for our patrons. However, these fund financial statements focus on the Library's most significant funds. In the case of the Library, the major funds are the general fund, the CLEVNET special revenue fund and the building and repair capital projects fund.

Government Funds

All of the Library's activities are reported in the governmental funds focusing on how money flows into and out of those funds and the balances left at year-end available for spending in future periods. Governmental funds are reported using an accounting method called modified accrual accounting, which measures cash and all other financial assets that are expected to be readily converted to cash. The governmental fund statements provide a detailed short-term view of the Library's general operations and the basic services it provides. Governmental fund information helps you determine whether there are more

Cleveland Public Library
Cuyahoga County
Management's Discussion and Analysis
For the Year Ended December 31, 2016
Unaudited

or fewer financial resources that can be spent in the near future on services provided to our residents. The relationship (or differences) between governmental activities (reported in the Statement of Net Position and the Statement of Activities) and governmental funds is reconciled in the financial statements.

Fiduciary Funds

Fiduciary funds are used to account for resources held for the benefit of parties outside the government. Fiduciary funds are not reflected in the government-wide financial statements because the resources of those funds are not available to support the Library's own programs.

The Library as a Whole

The Statement of Net Position looks at the Library as a whole. Table 1 provides a summary of the Library's net position for 2016 compared to 2015.

Table 1
Net Position

	Governmental Activities		
	2016	2015 (Restated)	Change
Assets			
Current and Other Assets	\$111,018,582	\$115,267,278	(\$4,248,696)
Capital Assets, Net	85,955,929	86,670,562	(714,633)
<i>Total Assets</i>	<u>196,974,511</u>	<u>201,937,840</u>	<u>(4,963,329)</u>
Deferred Outflows of Resources			
Pension	<u>14,376,759</u>	<u>4,526,703</u>	<u>9,850,056</u>
Liabilities			
Current and Other Liabilities	2,571,107	2,335,936	235,171
Long-Term Liabilities:			
Due Within One Year	127,587	136,481	(8,894)
Due In More Than One Year:			
Net Pension Liability	36,856,352	25,277,328	11,579,024
Other Amounts	<u>1,341,622</u>	<u>1,236,248</u>	<u>105,374</u>
<i>Total Liabilities</i>	<u>\$40,896,668</u>	<u>\$28,985,993</u>	<u>\$11,910,675</u>

(continued)

Cleveland Public Library
Cuyahoga County
Management's Discussion and Analysis
For the Year Ended December 31, 2016
Unaudited

Table 1
Net Position (continued)

	Governmental Activities		
	2016	2015 (Restated)	Change
Deferred Inflows of Resources			
Property Taxes	\$23,901,089	\$21,250,477	\$2,650,612
Pension	712,137	444,073	268,064
<i>Total Deferred Inflows of Resources</i>	<u>24,613,226</u>	<u>21,694,550</u>	<u>2,918,676</u>
Net Position			
Net Investment in Capital Assets	85,511,515	86,424,294	(912,779)
Restricted	15,143,336	14,554,036	589,300
Unrestricted	45,186,525	54,805,670	(9,619,145)
<i>Total Net Position</i>	<u>\$145,841,376</u>	<u>\$155,784,000</u>	<u>(\$9,942,624)</u>

The net pension liability (NPL) is the largest single liability reported by the Library at June 30, 2016 and is reported pursuant to GASB Statement 68, "Accounting and Financial Reporting for Pensions—an Amendment of GASB Statement 27." For reasons discussed below, many end users of this financial statement will gain a clearer understanding of the Library's actual financial condition by adding deferred inflows related to pension and the net pension liability to the reported net position and subtracting deferred outflows related to pension.

Governmental Accounting Standards Board standards are national and apply to all government financial reports prepared in accordance with generally accepted accounting principles. When accounting for pension costs, GASB 27 focused on a funding approach. This approach limited pension costs to contributions annually required by law, which may or may not be sufficient to fully fund each plan's *net pension liability*. GASB 68 takes an earnings approach to pension accounting; however, the nature of Ohio's statewide pension systems and state law governing those systems requires additional explanation in order to properly understand the information presented in these statements.

GASB 68 requires the net pension liability to equal the Library's proportionate share of each plan's collective:

1. Present value of estimated future pension benefits attributable to active and inactive employees' past service
2. Minus plan assets available to pay these benefits

GASB notes that pension obligations, whether funded or unfunded, are part of the "employment exchange" – that is, the employee is trading his or her labor in exchange for wages, benefits, and the promise of a future pension. GASB noted that the unfunded portion of this pension promise is a present obligation of the government, part of a bargained-for benefit to the employee, and should accordingly be reported by the government as a liability since they received the benefit of the exchange. However, the Library is not responsible for certain key factors affecting the balance of this liability. In Ohio, the employee shares the obligation of funding pension benefits with the employer. Both employer and employee contribution rates are capped by State statute. A change in these caps requires action of both Houses of the General

Cleveland Public Library
Cuyahoga County
Management's Discussion and Analysis
For the Year Ended December 31, 2016
Unaudited

Assembly and approval of the Governor. Benefit provisions are also determined by State statute. The employee enters the employment exchange with the knowledge that the employer's promise is limited not by contract but by law. The employer enters the exchange also knowing that there is a specific, legal limit to its contribution to the pension system. In Ohio, there is no legal means to enforce the unfunded liability of the pension system as against the public employer. State law operates to mitigate/lessen the moral obligation of the public employer to the employee, because all parties enter the employment exchange with notice as to the law. The pension system is responsible for the administration of the plan.

Most long-term liabilities have set repayment schedules or, in the case of compensated absences (i.e. sick and vacation leave), are satisfied through paid time-off or termination payments. There is no repayment schedule for the net pension liability. As explained above, changes in pension benefits, contribution rates, and return on investments affect the balance of the net pension liability, but are outside the control of the local government. In the event that contributions, investment returns, and other changes are insufficient to keep up with required pension payments, State statute does not assign/identify the responsible party for the unfunded portion. Due to the unique nature of how the net pension liability is satisfied, this liability is separately identified within the long-term liability section of the statement of net position.

In accordance with GASB 68, the Library's statements prepared on an accrual basis of accounting include an annual pension expense for their proportionate share of each plan's *change* in net pension liability not accounted for as deferred inflows/outflows.

The decrease in capital assets is due to the annual depreciation along with disposals of capital assets exceeding the investment in new assets. The net pension liability increase represents the Library's proportionate share of the OPERS traditional plan's unfunded benefits. As indicated above, changes in pension benefits, contribution rates, and return on investments affect the balance of the net pension liability. The significant increase in total deferred outflow of resources in 2016 was due to an increase in the difference between projected and actual earnings on investments related to the library's net pension liability for OPERS.

Table 2 shows the changes in net position for the years ended December 31, 2016 and December 31, 2015.

Table 2
Changes in Net Position

	Governmental Activities		
	2016	2015 (Restated)	Change
Revenues			
Program Revenues:			
Charges for Services	\$5,410,459	\$5,473,728	(\$63,269)
Operating Grants, Contributions and Interest	3,755,937	3,427,562	328,375
<i>Total Program Revenues</i>	<u>\$9,166,396</u>	<u>\$8,901,290</u>	<u>\$265,106</u>

(continued)

Cleveland Public Library
Cuyahoga County
Management's Discussion and Analysis
For the Year Ended December 31, 2016
Unaudited

Table 2
Changes in Net Position (continued)

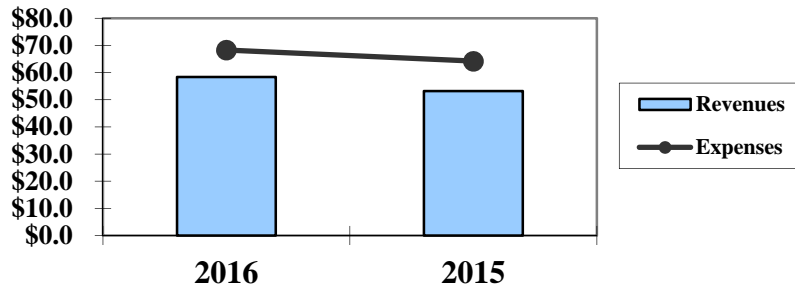
	Governmental Activities		
	2016	2015 (Restated)	Change
General Revenues:			
Property and Other Taxes	\$23,680,400	\$17,795,265	\$5,885,135
Grants and Entitlements	23,919,769	25,081,090	(1,161,321)
Unrestricted Donations	1,415	7,265	(5,850)
Investment Earnings	370,362	340,175	30,187
Gain on Sale of Capital Assets	6,705	24,000	(17,295)
Miscellaneous	1,260,390	1,076,007	184,383
Total General Revenues	49,239,041	44,323,802	4,915,239
<i>Total Revenues</i>	<i>58,405,437</i>	<i>53,225,092</i>	<i>5,180,345</i>
Program Expenses			
Administration and Support	25,237,576	24,401,806	(835,770)
Public Services	43,110,485	39,756,122	(3,354,363)
Total Expenses	68,348,061	64,157,928	(4,190,133)
<i>Change in Net Position</i>	<i>(9,942,624)</i>	<i>(10,932,836)</i>	<i>990,212</i>
<i>Net Position Beginning of Year</i>	<i>155,784,000</i>	<i>166,716,836</i>	<i>990,212</i>
<i>Net Position End of Year</i>	<i>\$145,841,376</i>	<i>\$155,784,000</i>	<i>(\$9,942,624)</i>

Graph 1
Revenues and Expenses
(In Millions)

	2016	2015 (Restated)
Revenues	\$58.4	\$53.2
Expenses	68.3	64.2

Cleveland Public Library
Cuyahoga County
Management's Discussion and Analysis
For the Year Ended December 31, 2016
Unaudited

Revenues and Expenses
(in millions)



GOVERNMENTAL ACTIVITIES

For the most part, administration and support expenses are underwritten by the general revenues of the Library, rather than program revenues except for the usage and processing fees received by Cleveland Public Library for automated library services provided to the 42 contracting CLEVNET libraries spread over twelve counties in northern Ohio. Like the administration and support expenses, the public services expenses are also mainly supported by the general revenues of the Library. However, the Library has been successful in being awarded a number of grants to help support the free and equitable access to programming and services.

General revenues from property and other taxes continue to be a primary source of revenue, making up 48% of general revenues for governmental activities for the Library in 2016. 2016 was the third year of five collection years of the 5.8 mil replacement levy approved by voters on November 5, 2013. General revenues from grants and entitlements also continue to be a primary source of revenue, but decreased by \$1,161,321 during 2016 due primarily to the phase-out of the tangible personal property tax replacement program.

Table 3 presents a summary for governmental activities, the total cost of services and the net cost of providing those services for the years ending December 31, 2016, and December 31, 2015. The total cost of services associated with public services in 2016 is 63.1 percent of total costs, above 2015's 62 percent. The total cost of services increased by 6.5 percent from 2015, due primarily to an increase in the cost of maintaining assets.

Cleveland Public Library
Cuyahoga County
Management's Discussion and Analysis
For the Year Ended December 31, 2016
Unaudited

Table 3
Governmental Activities

	Total Cost of Services 2016	Net Cost of Services 2016	Total Cost of Services 2015	Net Cost of Services 2015
Administration and Support	\$25,237,576	(\$20,142,185)	\$24,401,806	(\$19,288,295)
Public Services	43,110,485	(39,039,480)	39,756,122	(35,968,343)
<i>Total</i>	<u>\$68,348,061</u>	<u>(\$59,181,665)</u>	<u>\$64,157,928</u>	<u>(\$55,256,638)</u>

The Library's Funds

Information about the Library's governmental funds begins on page 17. These funds are accounted for by using the modified accrual basis of accounting. All governmental funds had total revenues of \$60,486,778 and expenditures of \$65,533,211. The general fund had an unassigned fund balance at year-end of \$16,944,427 compared to annual expenditures of \$54,018,521. The most significant decrease in general fund revenues came from intergovernmental revenues which decreased in 2016 by \$1,780,725. The State's biennium budget continued to phase-out tangible personal property (TPP) replacement payments to local governments and schools from the tax reform passed in 2005 causing this decrease. The TPP replacement payments to the Library will be completely phased-out in calendar year 2017. The building and repair fund had a decrease in fund balance due to expenditures made for capital projects, technology, and other assets, and for repairs, improvements and maintenance of library facilities.

General Fund Budgeting Highlights

The Library's budget is prepared according to provisions of the Ohio Administrative Code based on accounting for certain transactions on a basis of cash receipts, disbursements, and encumbrances. The most significant budgeted fund is the general fund. The original budgeted revenues were \$48,419,475 and the final budgeted amount was \$51,841,005. This \$3,421,530 net increase was primarily due to property tax and intergovernmental revenues based on actual revenue received. The original appropriations were adjusted from \$60,766,812 to \$60,824,273 in the final amendment due to slight increases in salaries and benefits, supplies, capital outlay and other appropriations. The Library maintained a respectable level of liquidity in the general fund by maintaining unencumbered cash at the end of the year of 40.9 percent of those revenues.

Cleveland Public Library
Cuyahoga County
Management's Discussion and Analysis
For the Year Ended December 31, 2016
Unaudited

Capital Assets

Table 4
Capital Assets
(Net of Depreciation)

	Governmental Activities	
	2016	2015
Land	\$2,706,096	\$2,703,596
Construction in Progress	672,070	1,415,375
Buildings	81,185,474	80,874,969
Furniture/Equipment	452,165	497,631
Computer Equipment	659,724	690,404
Software	247,584	429,512
Vehicles	32,816	59,075
<i>Total</i>	<u>\$85,955,929</u>	<u>\$86,670,562</u>

Total capital assets for the Library as of December 31, 2016 were \$85,955,929, a decrease of \$714,633 from 2015. The most significant decrease in capital assets came in the buildings and improvements primarily due to annual depreciation of existing buildings along with disposals of capital assets exceeding the additions. See Note 9 for additional information on capital assets.

Current Financial Related Activities

The Cleveland Public Library, “The People’s University,” celebrated its 147th year in 2016 and we are very proud of the accomplishments that have taken place over those years. The Library’s Main Library is situated on Lake Erie in the heart of Cleveland, Ohio. The Library’s 27 branches along with the *On the Road to Reading* program reflect one of the Library’s priorities: global information in strategically convenient neighborhood locations.

The voters of the Cleveland Municipal School District, the Library’s taxing district, approved on November 5, 2013 the renewal of an expiring 5.8 mills for a five year period commencing collection in 2014 for the operation and improvement of the Cleveland Public Library. As we look to the Library’s 150th Anniversary in three short years, we know that we face our present and future challenges with wide community understanding that the Library is important to its citizens. As custodians of the public’s trust, the people committed to us on November 5th and in response to this commitment we ensure that our libraries enrich our neighborhoods as we STEP into the future together:

Cleveland Public Library
Cuyahoga County
Management's Discussion and Analysis
For the Year Ended December 31, 2016
Unaudited

- Safety:** Cleveland Public Library will designate its neighborhood libraries as safe places for kids and teens where they can access help and supportive resources.
- Technology:** Cleveland Public Library will expand access to the latest technology and instruction on how to use it.
- Education:** Cleveland Public Library will create new learning opportunities for young people after school with the support of friends and mentors.
- Preservation:** Cleveland Public Library will become a preservation center for Cleveland history where people can learn how to preserve and share their family and cultural histories.

Our commitment to our patrons has always been one of full disclosure of the financial position of the Library. We make available this report to all patrons who wish to review it.

Contacting the Library's Finance Department

This financial report is designed to provide our citizens, taxpayers, creditors and investors with a general overview of the Library's finances and show the Library's accountability for all money it receives, spends or invests. If you have any questions about this report or need financial information, contact the Chief Financial Officer, Carrie Krenicky, Cleveland Public Library, 325 Superior Avenue, Cleveland, Ohio 44114, telephone 216-623-2830. We also offer information regarding our Library on our website, which is at www.cpl.org.

Cleveland Public Library
Cuyahoga County
Statement of Net Position
December 31, 2016

	Governmental Activities
Assets	
Equity in Pooled Cash and Cash Equivalents	\$61,702,204
Accrued Interest Receivable	104,240
Accounts Receivable	120,690
Intergovernmental Receivable	12,625,750
Materials and Supplies Inventory	150,821
Prepaid Items	999,693
Property and Other Taxes Receivable	35,315,184
Nondepreciable Capital Assets	3,378,166
Depreciable Capital Assets, Net	82,577,763
<i>Total Assets</i>	196,974,511
Deferred Outflows of Resources	
Pension	14,376,759
Liabilities	
Accounts Payable	694,967
Retainage Payable	284,462
Contracts Payable	159,952
Accrued Wages and Benefits	552,797
Intergovernmental Payable	407,262
Unearned Revenue	310,438
Matured Compensated Absences Payable	161,229
Long-Term Liabilities:	
Due Within One Year	127,587
Due In More Than One Year:	
Net Pension Liability (See Note 13)	36,856,352
Other Amounts	1,341,622
<i>Total Liabilities</i>	40,896,668
Deferred Inflows of Resources	
Property Taxes	23,901,089
Pension	712,137
<i>Total Deferred Inflows of Resources</i>	\$24,613,226
	(continued)

Cleveland Public Library
Cuyahoga County
Statement of Net Position (continued)
December 31, 2016

Net Position	
Net Investment in Capital Assets	\$85,511,515
Restricted for:	
John G. White--Special Collections	
Non-Expendable	374,887
Expendable	2,378,023
Center for the Book Activities	
Non-Expendable	110,000
Expendable	225,245
Abel--Photography	
Non-Expendable	10,000
Expendable	282,396
Sugarman--Children's Biography Awards	
Non-Expendable	148,377
Expendable	73,109
Library for the Blind and Physically Disabled	9,865,506
Fine Arts and Special Collections	
Non-Expendable	43,754
Expendable	489,777
Youth Services/Business Departments	
Non-Expendable	5,000
Expendable	283,690
Unclaimed Funds	7,601
Floral and Plant Decorations	
Non-Expendable	76,167
Expendable	189,672
Walz Branch	
Non-Expendable	8,932
Expendable	235,764
History Department	
Non-Expendable	6,000
Expendable	45,067
Architecture	103,227
Immigration Books	116,197
Donations for Specific Library Purposes	46,360
Other Purposes	
Non-Expendable	1,200
Expendable	17,385
Unrestricted	45,186,525
<i>Total Net Position</i>	<i>\$145,841,376</i>

See accompanying notes to the basic financial statements

Cleveland Public Library
Cuyahoga County
Statement of Activities
For the Year Ended December 31, 2016

	Program Revenues			Net (Expense) and Changes in Net Position
	Expenses	Charges for Services	Operating Grants, Contributions and Investment Earnings	Governmental Activities
Governmental Activities				
Administration and Support	\$25,237,576	\$5,027,028	\$68,363	(\$20,142,185)
Public Services	43,110,485	383,431	3,687,574	(39,039,480)
<i>Totals</i>	\$68,348,061	\$5,410,459	\$3,755,937	(59,181,665)
		General Revenues		
		Property and Other Taxes Levied for:		
				23,680,400
				General Purposes
				23,919,769
				Grants and Entitlements not Restricted to Specific Programs
				1,415
				Unrestricted Donations
				370,362
				Investment Earnings
				6,705
				Gain on Sale of Capital Assets
				1,260,390
				Miscellaneous
				<i>Total General Revenues</i>
				49,239,041
				<i>Change in Net Position</i>
				(9,942,624)
				<i>Net Position Beginning of Year - Restated (See Note 3)</i>
				155,784,000
				<i>Net Position End of Year</i>
				\$145,841,376

See accompanying notes to the basic financial statements

Cleveland Public Library
Cuyahoga County
Balance Sheet
Governmental Funds
December 31, 2016

	General	CLEVNET	Building and Repair	Other Governmental Funds	Total Governmental Funds
Assets					
Equity in Pooled Cash and Cash Equivalents	\$26,876,281	\$745,536	\$10,492,035	\$23,580,751	\$61,694,603
Restricted Assets:					
Equity in Pooled Cash and Cash Equivalents	7,601	0	0	0	7,601
Receivables:					
Property and Other Taxes	35,315,184	0	0	0	35,315,184
Accounts	117,155	0	0	3,535	120,690
Intergovernmental	12,298,813	307,624	0	19,313	12,625,750
Accrued Interest	104,240	0	0	0	104,240
Materials and Supplies Inventory	150,821	0	0	0	150,821
Interfund Receivable	40,750	0	0	0	40,750
Prepaid Items	533,062	460,693	0	5,938	999,693
<i>Total Assets</i>	<u>\$75,443,907</u>	<u>\$1,513,853</u>	<u>\$10,492,035</u>	<u>\$23,609,537</u>	<u>\$111,059,332</u>
Liabilities					
Accounts Payable	\$609,181	\$26,211	\$0	\$59,575	\$694,967
Retainage Payable	0	0	284,462	0	284,462
Contracts Payable	0	0	159,952	0	159,952
Accrued Wages and Benefits	512,346	22,323	0	18,128	552,797
Intergovernmental Payable	376,780	16,992	0	13,490	407,262
Unearned Revenue	0	0	0	310,438	310,438
Interfund Payable	0	0	0	40,750	40,750
Matured Compensated Absences Payable	140,841	12,654	0	7,734	161,229
<i>Total Liabilities</i>	<u>1,639,148</u>	<u>78,180</u>	<u>444,414</u>	<u>450,115</u>	<u>2,611,857</u>
Deferred Inflows of Resources					
Property Tax	23,901,089	0	0	0	23,901,089
Unavailable Revenue	19,941,729	157,531	0	0	20,099,260
<i>Total Deferred Inflows of Resources</i>	<u>43,842,818</u>	<u>157,531</u>	<u>0</u>	<u>0</u>	<u>44,000,349</u>
Fund Balances					
Nonspendable	691,484	460,693	0	790,255	1,942,432
Restricted	0	0	0	14,350,889	14,350,889
Committed	1,162,571	817,449	1,167,701	8,046,380	11,194,101
Assigned	11,163,459	0	8,879,920	157,396	20,200,775
Unassigned (Deficit)	16,944,427	0	0	(185,498)	16,758,929
<i>Total Fund Balances</i>	<u>29,961,941</u>	<u>1,278,142</u>	<u>10,047,621</u>	<u>23,159,422</u>	<u>64,447,126</u>
<i>Total Liabilities, Deferred Inflows of Resources and Fund Balances</i>	<u>\$75,443,907</u>	<u>\$1,513,853</u>	<u>\$10,492,035</u>	<u>\$23,609,537</u>	<u>\$111,059,332</u>

See accompanying notes to the basic financial statements

Cleveland Public Library
Cuyahoga County
Reconciliation of Total Governmental Fund Balances to
Net Position of Governmental Activities
December 31, 2016

Total Governmental Funds Balances		\$64,447,126
 <i>Amounts reported for governmental activities in the statement of net position are different because</i>		
Capital assets used in governmental activities are not financial resources and therefore are not reported in the funds.		85,955,929
Other long-term assets are not available to pay for current-period expenditures and therefore are reported as unavailable revenue in the funds.		
Delinquent Property and Other Taxes	11,414,095	
Intergovernmental	8,424,263	
Charges for Services	157,531	
Fines and Fees	9,677	
Miscellaneous	93,694	20,099,260
The net pension liability is not due and payable in the current period; therefore, the liability and related deferred inflows/outflows are not reported in governmental funds.		
Deferred Outflows - Pension	14,376,759	
Deferred Inflows - Pension	(712,137)	
Net Pension Liability	(36,856,352)	(23,191,730)
Long-term liabilities, such as compensated absences payable, are not due and payable in the current period and therefore are not reported in the funds.		(1,469,209)
<i>Net Position of Governmental Activities</i>		\$145,841,376

See accompanying notes to the basic financial statements

Cleveland Public Library
Cuyahoga County
Statement of Revenues, Expenditures and Changes in Fund Balances
Governmental Funds
For the Year Ended December 31, 2016

	General	CLEVNET	Building and Repair	Other Governmental Funds	Total Governmental Funds
Revenues					
Property and Other Taxes	\$25,338,596	\$0	\$0	\$0	\$25,338,596
Fines and Fees	381,029	0	0	0	381,029
Charges for Services	0	4,933,005	0	0	4,933,005
Intergovernmental	24,381,257	0	0	1,556,132	25,937,389
Investment Earnings	370,362	0	0	1,095,386	1,465,748
Contributions and Donations	1,415	0	0	1,227,661	1,229,076
Miscellaneous	1,127,545	70,890	3,500	0	1,201,935
<i>Total Revenues</i>	<u>51,600,204</u>	<u>5,003,895</u>	<u>3,500</u>	<u>3,879,179</u>	<u>60,486,778</u>
Expenditures					
Current:					
Administration and Support	19,420,284	3,994,135	0	90,195	23,504,614
Public Services	33,765,831	0	0	2,590,960	36,356,791
Capital Outlay	832,406	368,953	4,458,235	12,212	5,671,806
<i>Total Expenditures</i>	<u>54,018,521</u>	<u>4,363,088</u>	<u>4,458,235</u>	<u>2,693,367</u>	<u>65,533,211</u>
<i>Excess of Revenues Over (Under) Expenditures</i>	<u>(2,418,317)</u>	<u>640,807</u>	<u>(4,454,735)</u>	<u>1,185,812</u>	<u>(5,046,433)</u>
Other Financing Sources (Uses)					
Transfers In	0	0	1,500,000	0	1,500,000
Transfers Out	(1,500,000)	0	0	0	(1,500,000)
<i>Total Other Financing Sources (Uses)</i>	<u>(1,500,000)</u>	<u>0</u>	<u>1,500,000</u>	<u>0</u>	<u>0</u>
<i>Net Change in Fund Balances</i>	<u>(3,918,317)</u>	<u>640,807</u>	<u>(2,954,735)</u>	<u>1,185,812</u>	<u>(5,046,433)</u>
<i>Fund Balances Beginning of Year</i>	<u>33,880,258</u>	<u>637,335</u>	<u>13,002,356</u>	<u>21,973,610</u>	<u>69,493,559</u>
<i>Fund Balances End of Year</i>	<u>\$29,961,941</u>	<u>\$1,278,142</u>	<u>\$10,047,621</u>	<u>\$23,159,422</u>	<u>\$64,447,126</u>

See accompanying notes to the basic financial statements

Cleveland Public Library

Cuyahoga County

*Reconciliation of the Statement of Revenues, Expenditures and Changes
in Fund Balances of Governmental Funds to the Statement of Activities
For the Year Ended December 31, 2016*

Net Change in Fund Balances - Total Governmental Funds (\$5,046,433)

*Amounts reported for governmental activities in the
statement of activities are different because*

Governmental funds report capital outlays as expenditures.

However, in the statement of activities, the cost of those assets is allocated over their estimated useful lives as depreciation expense. This is the amount by which depreciation exceeded capital outlay in the current period.

Capital Asset Additions:

Capital Outlays	3,525,981	
Current Year Depreciation	<u>(4,240,614)</u>	(714,633)

Revenues in the statement of activities that do not provide current financial resources are not reported as revenues.

Delinquent Property and Other Taxes	(1,658,196)	
Intergovernmental	(461,488)	
Charges for Services	94,023	
Fines and Fees	2,402	
Donations	(123,242)	
Miscellaneous	<u>58,455</u>	(2,088,046)

Contractually required contributions are reported as expenditures in governmental funds; however, the statement of net position reports these amounts as deferred outflows. 3,288,327

Except for amounts reported as deferred inflows/outflows, changes in the net pension liability are reported as pension expense in the statement of activities. (5,285,359)

Some expenses reported in the statement of activities, such as compensated absences, do not require the use of current financial resources and therefore are not reported as expenditures. (96,480)

Change in Net Position of Governmental Activities (\$9,942,624)

See accompanying notes to the basic financial statements

Cleveland Public Library
Cuyahoga County
Statement of Revenues, Expenditures and Changes
in Fund Balance - Budget (Non-GAAP Basis) and Actual
General Fund
For the Year Ended December 31, 2016

	<u>Budgeted Amounts</u>			Variance with Final Budget Positive (Negative)
	<u>Original</u>	<u>Final</u>	<u>Actual</u>	
Revenues				
Property and Other Taxes	\$21,766,764	\$25,322,947	\$25,338,596	\$15,649
Fines and Fees	399,000	399,000	382,844	(16,156)
Intergovernmental	24,569,234	24,442,373	24,446,630	4,257
Investment Earnings	320,863	422,870	451,089	28,219
Contributions and Donations	0	1,260	1,365	105
Miscellaneous	1,363,614	1,252,555	1,449,476	196,921
<i>Total Revenues</i>	<u>48,419,475</u>	<u>51,841,005</u>	<u>52,070,000</u>	<u>228,995</u>
Expenditures				
Current:				
Administration and Support	21,918,604	21,617,477	20,907,062	710,415
Public Services	37,178,545	37,510,075	37,384,090	125,985
Capital Outlay	1,669,663	1,696,721	1,332,578	364,143
<i>Total Expenditures</i>	<u>60,766,812</u>	<u>60,824,273</u>	<u>59,623,730</u>	<u>1,200,543</u>
<i>Excess of Revenues Under Expenditures</i>	<u>(12,347,337)</u>	<u>(8,983,268)</u>	<u>(7,553,730)</u>	<u>1,429,538</u>
Other Financing Sources (Uses)				
Advances In	0	0	138,660	138,660
Advances Out	0	0	(70,250)	(70,250)
Transfers Out	0	(1,500,000)	(1,500,000)	0
<i>Total Other Financing Sources (Uses)</i>	<u>0</u>	<u>(1,500,000)</u>	<u>(1,431,590)</u>	<u>68,410</u>
<i>Net Change in Fund Balance</i>	<u>(12,347,337)</u>	<u>(10,483,268)</u>	<u>(8,985,320)</u>	<u>1,497,948</u>
<i>Fund Balance Beginning of Year</i>	24,456,563	24,456,563	24,456,563	0
Prior Year Encumbrances Appropriated	5,848,058	5,848,058	5,848,058	0
<i>Fund Balance End of Year</i>	<u>\$17,957,284</u>	<u>\$19,821,353</u>	<u>\$21,319,301</u>	<u>\$1,497,948</u>

See accompanying notes to the basic financial statements

Cleveland Public Library
Cuyahoga County
Statement of Revenues, Expenditures and Changes
in Fund Balance - Budget (Non-GAAP Basis) and Actual
CLEVNET Fund
For the Year Ended December 31, 2016

	<u>Budgeted Amounts</u>		<u>Actual</u>	Variance with Final Budget Positive (Negative)
	<u>Original</u>	<u>Final</u>		
Revenues				
Charges for Services	\$5,037,730	\$5,037,730	\$5,069,704	\$31,974
Miscellaneous	<u>0</u>	<u>70,890</u>	<u>70,890</u>	<u>0</u>
<i>Total Revenues</i>	<u>5,037,730</u>	<u>5,108,620</u>	<u>5,140,594</u>	<u>31,974</u>
Expenditures				
Current:				
Administration and Support	4,784,764	4,985,923	4,788,704	197,219
Capital Outlay	<u>585,547</u>	<u>613,696</u>	<u>487,799</u>	<u>125,897</u>
<i>Total Expenditures</i>	<u>5,370,311</u>	<u>5,599,619</u>	<u>5,276,503</u>	<u>323,116</u>
<i>Net Change in Fund Balance</i>	(332,581)	(490,999)	(135,909)	355,090
<i>Fund Balance Beginning of Year</i>	158,419	158,419	158,419	0
Prior Year Encumbrances Appropriated	<u>332,580</u>	<u>332,580</u>	<u>332,580</u>	<u>0</u>
<i>Fund Balance End of Year</i>	<u>\$158,418</u>	<u>\$0</u>	<u>\$355,090</u>	<u>\$355,090</u>

See accompanying notes to the basic financial statements

(This page intentionally left blank)

Cleveland Public Library
Cuyahoga County
Notes to the Basic Financial Statements
For Year Ended December 31, 2016

Note 1 – Description of Library and Reporting Entity

The Cleveland Public Library (the "Library") is organized as a school district public library under the laws of the State of Ohio. The Library has its own Board of Library Trustees of seven members who are appointed by the Cleveland Municipal School District Board of Education. Appointments are for seven-year terms and members serve without compensation. Under Ohio statutes, the Library is a body politic and corporate, capable of suing and being sued, contracting, acquiring, holding, possessing and disposing of real property and exercising such other powers and privileges conferred upon it by law. The Library also determines and operates under its own budget. Control and management of the Library is governed by Sections 3375.33 to 3375.39 of the *Ohio Revised Code* with the administration of the day-to-day operations of the Library being the responsibility of the Director and financial accountability being solely that of the Fiscal Officer.

The Library is fiscally independent of the Cleveland Municipal School District Board of Education, although the Cleveland Municipal School District Board of Education serves in a ministerial capacity as the taxing authority for the Library and issues all tax related debt on behalf of the Library. The determination to request approval of a tax levy and the role and purpose(s) of the levy, are discretionary decisions made solely by the Board of Library Trustees. Once those decisions are made, the Cleveland Municipal School District Board of Education must put the levy on the ballot. There is no potential for the Library to provide a financial benefit to or impose a financial burden on the Cleveland Municipal School District Board of Education.

Under the provisions of Statement No. 14 of the Governmental Accounting Standards Board, "The Financial Reporting Entity", the Library is considered to be a related organization of the Board of Education. Management has considered all potential component units. The decision to include a potential component unit in the reporting entity is made by applying the criteria set forth in generally accepted accounting principles (GAAP). Based upon the application of these criteria, management does not believe the Library has any potential component unit that should be included as part of the Library's reporting entity.

The Library's management believes these financial statements present all activities for which the Library is financially accountable.

Note 2 – Summary of Significant Accounting Policies

The financial statements of the Library have been prepared in conformity with generally accepted accounting principles (GAAP) as applied to governmental units. The Governmental Accounting Standards Board (GASB) is the accepted standard-setting body for establishing governmental accounting and financial reporting principles. The more significant of the Library's accounting policies are described below.

Basis of Presentation

The Library's basic financial statements consist of government-wide statements, including a statement of net position and a statement of activities, and fund financial statements, which provide a more detailed level of financial information.

Cleveland Public Library
Cuyahoga County
Notes to the Basic Financial Statements
For Year Ended December 31, 2016

Government-wide Financial Statements The statement of net position and the statement of activities display information about the Library as a whole. These statements include the financial activities of the Library, except for fiduciary activities.

The statement of net position presents the financial condition of the governmental activities of the Library at year-end. The statement of activities presents a comparison between direct expenses and program revenues for each program or function of the Library's governmental activities. Direct expenses are those that are specifically associated with a service, program or department and therefore clearly identifiable to a particular function. Program revenues include charges paid by the recipient of the goods or services offered by the program, grants and contributions that are restricted to meeting the operational or capital requirements of a particular program. Program revenues also include interest earned on grants and endowments that is required to be used to support a particular program. Revenues which are not classified as program revenues are presented as general revenues of the Library, with certain limited exceptions. The comparison of direct expenses with program revenues identifies the extent to which each governmental program is self-financing or draws from the general revenues of the Library.

Fund Financial Statements During the year, the Library segregates transactions related to certain Library functions or activities in separate funds in order to aid financial management and to demonstrate legal compliance. Fund financial statements are designed to present financial information of the Library at this more detailed level. The focus of governmental fund financial statements is on major funds. Each major fund is presented in a separate column. Nonmajor funds are aggregated and presented in a single column. Fiduciary funds are reported by type.

Fund Accounting

The Library uses funds to maintain its financial records during the year. A fund is defined as a fiscal and accounting entity with a self balancing set of accounts. There are three categories of funds: governmental, proprietary and fiduciary. The Library has no proprietary funds.

Governmental Funds Governmental funds are those through which most governmental functions are financed. Governmental fund reporting focuses on the sources, uses and balances of current financial resources. Expendable assets are assigned to the various governmental funds according to the purposes for which they may or must be used. Current liabilities are assigned to the fund from which they will be paid. The difference between governmental fund assets and deferred outflows of resources and liabilities and deferred inflows of resources is reported as fund balance. The following are the Library's major governmental funds:

General Fund The general fund accounts for and reports all financial resources except those required to be accounted for and reported in another fund. The general fund balance is available to the Library for any purpose provided it is expended or transferred according to the provisions of the Ohio Revised Code.

CLEVNET Fund The CLEVNET fund accounts for and reports financial resources received from other libraries and entities on a contractual basis that include itemized fees assessed during the contract term and charges for additional products, materials or services that are not contemplated in the itemized fees. The Library's Board of Trustees imposed internal constraints

Cleveland Public Library
Cuyahoga County
Notes to the Basic Financial Statements
For Year Ended December 31, 2016

on the use of these resources beginning with the 2015 calendar year. The CLEVNET fund balance is committed to the Library for the purpose of CLEVNET associated activities.

Building and Repair Fund The building and repair fund accounts for specific purposes imposed by formal action (resolution) of the Library's Board of Trustees that are committed and for assigned monies set aside by the Board of Library Trustees specifically for major capital and technology improvements and other capital assets that include the renovation and construction of the Library's branches.

The other governmental funds of the Library account for grants and other resources whose uses are restricted, committed, or assigned to a particular purpose.

Fiduciary Funds Fiduciary fund reporting focuses on net position and changes in net position. The fiduciary fund category is split into four classifications: pension trust funds, investment trust funds, private-purpose trust funds and agency funds. Trust funds are used to account for assets held by the Library under a trust agreement for individuals, private organizations, or other governments and are therefore not available to support the Library's own programs. Agency funds are custodial in nature (assets equal liabilities) and do not involve measurement of results of operation. The Library only utilizes the agency fund type. The agency fund is used to hold online payments for fines and fees until they are distributed to the member libraries of the CLEVNET consortium.

Measurement Focus

Government-wide Financial Statements The government-wide financial statements are prepared using a flow of economic resources measurement focus. All assets and all deferred outflows of resources and all liabilities and all deferred inflows of resources associated with the operation of the Library are included on the Statement of Net Position. The Statement of Activities presents increases (e.g. revenues) and decreases (e.g. expenses) in total net position.

Fund Financial Statements All governmental funds are accounted for using a flow of current financial resources measurement focus. With this measurement focus, only current assets and deferred outflows of resources and current liabilities and deferred inflows of resources generally are included on the balance sheet. The statement of revenues, expenditures and changes in fund balances reports on the sources (i.e., revenues and other financing sources) and uses (i.e., expenditures and other financing uses) of current financial resources. This approach differs from the manner in which the governmental activities of the government-wide financial statements are prepared. Governmental fund financial statements therefore include a reconciliation with brief explanations to better identify the relationship between the government-wide statements and the statements for governmental funds.

Basis of Accounting

Basis of accounting determines when transactions are recorded in the financial records and reported on the financial statements. Government-wide financial statements and the statements presented for the fiduciary funds are prepared using the accrual basis of accounting. Governmental funds use the modified accrual basis of accounting. Differences in the accrual and modified accrual basis of accounting arise in the recognition of revenue, the recording of deferred inflows/outflows of resources and in the presentation of expenses versus expenditures.

Cleveland Public Library
Cuyahoga County
Notes to the Basic Financial Statements
For Year Ended December 31, 2016

Revenues - Exchange and Nonexchange Transactions Revenue resulting from exchange transactions, in which each party gives and receives essentially equal value, is recorded on the accrual basis when the exchange takes place. On a modified accrual basis, revenue is recorded in the year in which the resources are measurable and become available. Available means that the resources will be collected within the current year or are expected to be collected soon enough thereafter to be used to pay liabilities of the current year. For the Library, available means expected to be received within sixty days of year-end.

Nonexchange transactions, in which the Library receives value without directly giving equal value in return, include property and other taxes, Public Library Fund payments (PLF), grants, entitlements and donations. Revenue from property taxes is recognized in the year for which the taxes are levied (See Note 6). Revenue from PLF payments, grants, entitlements and donations is recognized in the year in which all eligibility requirements have been satisfied. Eligibility requirements include timing requirements, which specify the year when the resources are required to be used or the year when use is first permitted, matching requirements, in which the Library must provide local resources to be used for a specified purpose, and expenditure requirements, in which the resources are provided to the Library on a reimbursement basis. On the modified accrual basis, revenue from nonexchange transactions must also be available before it can be recognized.

Under the modified accrual basis, the following revenue sources are considered to be both measurable and available at year-end: interest, grants, entitlements and rentals.

Unearned Revenue Unearned revenue arises when assets are recognized before revenue recognition criteria have been satisfied. The Library recognizes unearned revenue for intergovernmental revenue from grants received before the eligibility requirements are met.

Deferred Outflows/Inflows of Resources In addition to assets, the statements of financial position will sometimes report a separate section for deferred outflows of resources. Deferred outflows of resources represent a consumption of net position that applies to a future period and will not be recognized as an outflow of resources (expense/expenditure) until then. For the Library, deferred outflows of resources are reported on the government-wide statement of net position for pension. The deferred outflows of resources related to pension are explained in Note 13.

In addition to liabilities, the statements of financial position report a separate section for deferred inflows of resources. Deferred inflows of resources represent an acquisition of net position that applies to a future period and will not be recognized until that time. For the Library, deferred inflows of resources include property taxes, pension, and unavailable revenue. Property taxes represent amounts for which there is an enforceable legal claim as of December 31, 2016, but which were levied to finance 2017 operations. These amounts have been recorded as a deferred inflow on both the government-wide statement of net position and the governmental fund financial statements. Unavailable revenue is reported only on the governmental funds balance sheet, and represents receivables which will not be collected within the available period. For the Library, unavailable revenue includes Public Library Fund (PLF) payments, homestead/rollback reimbursements, delinquent property taxes, commercial activity taxes, charges for services, fines and fees, and miscellaneous revenue. These amounts are deferred and recognized as an inflow of resources in the period the amounts become available. The details of these unavailable revenues are identified on the Reconciliation of Total Governmental Fund Balances to Net

Cleveland Public Library
Cuyahoga County
Notes to the Basic Financial Statements
For Year Ended December 31, 2016

Position of Governmental Activities found on page 19. Deferred inflows of resources related to pension are reported on the government-wide statement of net position. (See Note 13).

Expenses/Expenditures On the accrual basis of accounting, expenses are recognized at the time they are incurred.

The measurement focus of governmental fund accounting is on decreases in net financial resources (expenditures) rather than expenses. Expenditures are generally recognized in the accounting period in which the related fund liability is incurred, if measurable. Allocations of cost, such as depreciation and amortization, are not recognized in governmental funds.

Cash and Cash Equivalents

To improve cash management, cash received by the Library is pooled. Monies for all funds are maintained in this pool. Individual fund integrity is maintained through Library records. Interest in the pool is presented as “equity in pooled cash and cash equivalents”.

During 2016, investments were limited to federal home loan bank bonds, STAR Ohio, money market/principal cash, money market mutual fund, commercial paper, common and convertible preferred stock, federal national mortgage association notes, federal home loan mortgage corporation notes, corporate bonds, United States treasury notes, agency bonds and federal farm credit bank bonds.

STAR Ohio (the State Treasury Asset Reserve of Ohio), is an investment pool managed by the State Treasurer’s Office which allows governments within the State to pool their funds for investment purposes. STAR Ohio is not registered with the SEC as an investment company, but has adopted Governmental Accounting Standards Board (GASB), Statement No. 79, “Certain External Investment Pools and Pool Participants.” The Library measures their investment in STAR Ohio at the net asset value (NAV) per share provided by STAR Ohio. The NAV per share is calculated on an amortized cost basis that provides an NAV per share that approximates fair value.

For 2016, there were no limitations or restrictions on any participant withdrawals due to redemption notice periods, liquidity fees, or redemption gates. However, notice must be given 24 hours in advance of all deposits and withdrawals exceeding \$25 million. STAR Ohio reserves the right to limit the transaction to \$50 million, requiring the excess amount to be transacted the following business day(s), but only to the \$50 million limit. All accounts of the participant will be combined for these purposes.

Interest and dividends earned on all funds when the use of such earnings are not restricted by law are recorded in the general fund except investment earnings attributable to endowment fund balances which are recorded in the endowment funds, a subset of funds classified as either special revenue funds or permanent funds. Investment gains credited to investment earnings on behalf of the endowment funds during 2016 amounted to \$1,095,386.

Investments, except STAR Ohio and commercial paper, are reported at fair market value, which is based on quoted market prices. The fair value of the money market mutual fund is determined by the fund’s share price at December 31, 2016. STAR Ohio is reported at net asset value per share. The Library’s commercial paper is measured at amortized cost as it is a highly liquid debt instrument with a remaining

Cleveland Public Library
Cuyahoga County
Notes to the Basic Financial Statements
For Year Ended December 31, 2016

maturity at the time of purchase of less than one year. Gains (or losses) to fair market value are booked annually as "Investment Earnings".

Following Ohio statutes, the Board has, by resolution, identified the funds to receive an allocation of interest. Interest revenue credited to the general fund during 2016 amounted to \$370,362, which includes \$111,823 assigned from other Library funds.

Investments with original maturities of three months or less at the time they are purchased and investments of the cash management pool are presented on the financial statements as cash equivalents.

Inventory

Inventories are presented at cost on a first-in, first-out basis and are expended/expensed when used. Inventory consists of expendable supplies held for consumption.

Prepaid Items

Payments made to vendors for services that will benefit periods beyond December 31, 2016 are recorded as prepaid items using the consumption method by recording a current asset for the prepaid amount and reflecting the expenditure/expense in the year in which services are consumed.

Restricted Assets

Assets are reported as restricted when limitations on their use change in nature or normal understanding of the availability of the asset. Such constraints are either externally imposed by creditors, contributors, grantors, or laws of other governments or imposed by law through constitutional provisions. Restricted assets in the general fund represent money set aside for unclaimed funds.

Capital Assets

The Library's only capital assets are general capital assets. General capital assets are capital assets that are associated with and generally arise from governmental activities. They generally result from expenditures in the governmental funds. General capital assets are reported in the governmental activities column of the government-wide statement of net position but are not reported in the fund financial statements.

All capital assets are capitalized at cost (or estimated historical cost) and updated for additions and retirements during the year. Donated capital assets are recorded at their acquisition values as of the date received. The Library maintains capitalization thresholds as displayed in the following table. Improvements are capitalized; the costs of normal maintenance and repairs that do not add to the value of the asset or materially extend an asset's life are not.

<u>Description</u>	<u>Capitalization Thresholds</u>
Land	All Land Acquisitions
Construction in Progress	All Major Projects Not Completed By Year-end
Buildings/Improvements	\$100,000
Movable Assets	\$ 5,000
Software/Other Intangibles	\$ 5,000

Cleveland Public Library
Cuyahoga County
Notes to the Basic Financial Statements
For Year Ended December 31, 2016

All capital assets are depreciated and amortized except for land and construction in progress. Improvements are depreciated over the remaining useful lives of the related capital assets. Depreciation and amortization is computed using the straight-line method over the following useful lives:

Buildings/Improvements	15 - 40 Years
Furniture/Equipment	5 - 25 Years
Computers	5 - 25 Years
Software	5 - 25 Years
Vehicles	5 Years

Inexhaustible Collections and Books

Collections (works of art and historical artifacts, for example) meet the definition of a capital asset and normally should be reported in the financial statements. GASB Statement No. 34 does not require capitalization of collections that meet all of the following criteria: 1) the collection is held for reasons other than financial gain, 2) the collection is protected, kept unencumbered, cared for, and preserved, and 3) the collection is subject to an organizational policy requiring that the proceeds from sales of collection items be used to acquire other items for the collections. Because the Library's inexhaustible collections, including research books and other rare library materials, meet the above requirements, the Library has not capitalized them. Other library materials used in the circulating collections have not been capitalized because their estimated useful lives or values are less than the Library's capitalization threshold.

Compensated Absences

Vacation benefits are accrued as a liability as the benefits are earned if the employees' rights to receive compensation are attributable to services already rendered and it is probable that the employer will compensate the employees for the benefits through paid time off or some other means. The Library records a liability for all accumulated unused vacation time when earned for all employees with more than six months of service. Accumulated but unused vacation time will be paid for upon termination of employment, provided the employee has worked six months or more.

Sick leave benefits are accrued as a liability using the termination method. An accrual for earned sick leave is made to the extent that it is probable that benefits will result in termination payments. The liability is an estimate based on the Library's past experience of making termination payments. The amount is based on accumulated sick leave and employee wage rates at year-end, taking into consideration any limits specified in the Library's termination policy. The Library's termination policy allowed for payment of unused sick time at the time of retirement, as governed by the provisions of the Ohio Public Employees Retirement System through June 30, 2016, for employees who have ten (10) years of service or more on their retirement date. From January 1, 2016 through December 31, 2016, the termination policy capped unused sick hours to five hundred (500) hours and is paid out at twenty five percent (25%) at the time of retirement.

The entire compensated absences liability is reported on the government-wide financial statements.

On the governmental fund financial statements, compensated absences are recognized as liabilities and expenditures to the extent payments came due each period upon the occurrence of employee resignations and

Cleveland Public Library
Cuyahoga County
Notes to the Basic Financial Statements
For Year Ended December 31, 2016

retirements. These amounts are recorded in the account “matured compensated absences payable” in the funds from which the employees who have resigned or retired will be paid.

Pensions

For purposes of measuring the net pension liability, deferred outflows of resources and deferred inflows of resources related to pensions, and pension expense, information about the fiduciary net position of the pension plans and additions to/deductions from their fiduciary net position have been determined on the same basis as they are reported by the pension systems. For this purpose, benefit payments (including refunds of employee contributions) are recognized when due and payable in accordance with the benefit terms. The pension systems report investments at fair value.

Accrued Liabilities and Long-term Obligations

All payables, accrued liabilities and long-term obligations are reported in the government-wide financial statements.

In general, governmental fund payables and accrued liabilities that once incurred, are paid in a timely manner and in full from current financial resources, are reported as obligations of the funds. However, claims and judgments, compensated absences and net pension liability that will be paid from governmental funds are reported as a liability in the fund financial statements only to the extent that they are due for payment during the current year.

Fund Balance

Fund balance is divided into five classifications based primarily on the extent to which the Library is bound to observe constraints imposed upon the use of the resources in the governmental funds. The classifications are as follows:

Nonspendable: The nonspendable fund balance classification includes amounts that cannot be spent because they are not in spendable form, or are legally or contractually required to be maintained intact. The “not in spendable form” criterion includes items that are not expected to be converted to cash.

Restricted: Fund balance is reported as restricted when constraints placed on the use of resources are either externally imposed by creditors (such as through debt covenants), grantors, contributors, or laws or regulations of other governments; or are imposed by law through constitutional provisions.

Committed: The committed fund balance classification includes amounts that can be used only for the specific purposes imposed by formal action (resolution) of the Library’s Board of Trustees. Those committed amounts cannot be used for any other purpose unless the Board of Trustees removes or changes the specified use by taking the same type of action (resolution) it employed to previously commit those amounts. Committed fund balance also incorporates contractual obligations to the extent that existing resources in the fund have been specifically committed for use in satisfying those contractual requirements.

Assigned: Amounts in the assigned fund balance classification are intended to be used by the Library for specific purposes but do not meet the criteria to be classified as restricted or committed. In governmental funds other than the general fund, assigned fund balance represents the remaining amount

Cleveland Public Library
Cuyahoga County
Notes to the Basic Financial Statements
For Year Ended December 31, 2016

that is not restricted or committed. These amounts are assigned by the Library Board of Trustees. In the general fund, assigned amounts represent intended uses established by the Library Board of Trustees or a Library official delegated that authority by resolution or by State statute. State statute authorizes the Chief Financial Officer to assign fund balance for purchases on order provided such amounts have been lawfully appropriated. The Library Board of Trustees adopted a fund balance policy authorizing the Chief Financial Officer to assign fund balance for purchases on order by the character or major category of the object code for the general fund, which includes salaries and benefits, supplies, purchased/contracted services, library materials, capital outlay and other.

The Library Board of Trustees assigned fund balance to cover a gap between estimated revenue and appropriations for 2017's spending.

Unassigned: Unassigned fund balance is the residual classification for the general fund and includes all spendable amounts not contained in the other classifications. In other governmental funds, the unassigned classification is used only to report a deficit balance.

The Library applies restricted resources first when expenditures are incurred for purposes for which either restricted or unrestricted (committed, assigned, and unassigned) amounts are available. Similarly, within unrestricted fund balance, committed amounts are reduced first followed by assigned, and then unassigned amounts when expenditures are incurred for purposes for which amounts in any of the unrestricted fund balance classifications could be used.

Net Position

Net position represents the difference between all other elements in a statement of financial position. Net investment in capital assets consists of capital assets, net of accumulated depreciation, reduced by the outstanding balances of any borrowing used for the acquisition, construction or improvement of those assets. Net position is reported as restricted when there are limitations imposed on their use either through constitutional provisions or through external restrictions imposed by creditors, grantors or laws or regulations of other governments. Net position restricted for other purposes include resources restricted for grant-designated activities and specific library collections.

The Library applies restricted resources when an expense is incurred for purposes for which both restricted and unrestricted net position is available.

Interfund Balances

On fund financial statements, outstanding interfund loans and unpaid amounts for interfund services are reported as "interfund receivables/payables". Interfund balance amounts are eliminated in the statement of net position.

Estimates

The preparation of the financial statements in conformity with generally accepted accounting principles requires management to make estimates and assumptions that affect the amounts reported in the financial statements and accompanying notes. Actual results may differ from those estimates.

Cleveland Public Library
Cuyahoga County
Notes to the Basic Financial Statements
For Year Ended December 31, 2016

Internal Activity

Transfers within governmental activities are eliminated on the Statement of Activities. Internal allocations of overhead expenses from one function to another or within the same function are eliminated on the Statement of Activities. Interfund payments for services provided and used are not eliminated.

Exchange transactions between funds are reported as revenues in the seller funds and as expenditures/expenses in the purchaser funds. Flows of cash or goods from one fund to another without a requirement for repayment are reported as interfund transfers. Interfund transfers are reported as other financing sources/uses in governmental funds. Repayments from funds responsible for particular expenditures/expenses to the funds that initially paid for them are not presented on the financial statements.

Budgetary Data

All funds are legally required to be budgeted and appropriated. The budgetary process is prescribed by provisions of the Ohio Administrative Code and entails the preparation of budgetary documents within an established timetable. The Ohio Administrative Code section 117-8 does not require public libraries to budget receipts. However, sound budget practice suggests a government cannot appropriate responsibly unless they have an estimate of resources to support the appropriations. The Board of Library Trustees must annually approve appropriation measures and subsequent amendments. The major documents prepared are the tax budget, the certificate of estimated resources, and the appropriations resolution, all of which are prepared on the budgetary basis of accounting. The tax budget demonstrates a need for existing or increased tax rates.

The certificate of estimated resources establishes a limit on the amount the Board of Library Trustees may appropriate. The appropriations resolution is the Board of Library Trustees' authorization to spend resources and sets annual limits on expenditures plus encumbrances at the level of control selected by the Board of Library Trustees. The legal level of control has been established at the character or major category of the object code for the general fund. For all other funds, the legal level of control has been established at the fund level. Budgetary modifications at the legal level of control may only be made by resolution of the Board of Library Trustees.

The certificate of estimated resources may be amended during the year if projected increases or decreases in revenue are identified by the Chief Financial Officer. The amounts reported as the original budgeted amounts on the budgetary statements reflect the amounts on the certificate of estimated resources when the original appropriations were adopted. The amounts reported as the final budgeted amounts on the budgetary statements reflect the amounts on the amended certificate of estimated resources in effect at the time the final appropriations were enacted by the Board of Library Trustees.

The appropriation resolution is subject to amendment throughout the year with the restriction that appropriations cannot exceed estimated revenues by fund. The amounts reported as the original budgeted amounts reflect the first appropriation resolution for that fund that covered the entire year, including amounts automatically carried over from prior years. The amounts reported as the final budgeted amounts represent the final appropriation amounts passed by the Board of Library Trustees during the year.

Cleveland Public Library
Cuyahoga County
Notes to the Basic Financial Statements
For Year Ended December 31, 2016

Note 3 – Change in Accounting Principles and Restatement of Prior Year’s Net Position

Change in Accounting Principles

For 2016, the Library implemented Governmental Accounting Standards Board (GASB) Statement No. 72, “Fair Value Measurement and Application,” GASB Statement No 73, “Accounting and Financial Reporting for Pensions and Related Assets That Are Not within the Scope of GASB Statement 68, and Amendments to Certain Provisions of GASB Statements 67 and 68,” GASB Statement No. 76, “The Hierarchy of Generally Accepted Accounting Principles for State and Local Governments,” GASB Statement No. 77, “Tax Abatement Disclosures,” GASB Statement No. 79, “Certain External Investment Pools and Pool Participants,” and GASB Statement No. 82, “Pension Issues an Amendment of GASB Statements No. 67, No. 68 and No. 73.”

GASB Statement No. 72 addresses accounting and financial reporting issues related to fair value measurements. This Statement provides guidance for determining a fair value measurement for financial reporting purposes for applying fair value to certain investments and disclosures related to all fair value measurements. These changes were incorporated in the Library’s 2016 financial statements; however, there was no effect on beginning net position/fund balance.

GASB Statement No. 73 establishes requirements for defined benefit pensions that are not within the scope of Statement No. 68, *Accounting and Financial Reporting for Pensions*, as well as for the assets accumulated for purposes of providing those pensions. It also amends certain provisions of Statement No. 67, *Financial Reporting for Pension Plans*, and Statement 68. The implementation of this GASB pronouncement did not result in any changes to the Library’s financial statements.

GASB Statement No. 76 identifies-in the context of the current governmental financial reporting environment-the sources of accounting principles used to prepare financial statements of state and local governmental entities in conformity with generally accepted accounting principles (GAAP) and the framework for selecting those principles. The implementation of this GASB pronouncement did not result in any changes to the Library’s financial statements.

GASB Statement No. 77 requires disclosure of information about the nature and magnitude of tax abatements. These changes were incorporated in the Library’s 2016 financial statements; however, there was no effect on beginning net position/fund balance.

GASB Statement No. 79 establishes accounting and financial reporting standards for qualifying external investment pools that elect to measure for financial reporting purposes all of their investments at amortized cost. This Statement provides accounting and financial reporting guidance also establishes additional note disclosure requirements for governments that participate in those pools. The Library participates in STAR Ohio which implemented GASB Statement No. 79 for 2016. The Library incorporated the corresponding GASB 79 guidance into their 2016 financial statements; however, there was no effect on beginning net position/fund balance.

GASB Statement No. 82 improves consistency in the application of pension accounting. These changes were incorporated in the Library’s 2016 financial statements; however, there was no effect on beginning net position/fund balance.

Cleveland Public Library
Cuyahoga County
Notes to the Basic Financial Statements
For Year Ended December 31, 2016

Restatement of Prior Year's Net Position

For 2016, the Library is no longer recording deferred revenue related to the delinquent property and other taxes receivable for the Cleveland Clinic due to the State ruling that nonprofit Cleveland hospitals should be exempt from property taxes. As a result, net position of the governmental activities at December 31, 2015 decreased by \$10,733,694 from \$166,517,694 to \$155,784,000.

Note 4 - Budgetary Basis of Accounting

While reporting financial position, results of operations, and changes in fund balance on the basis of generally accepted accounting principles (GAAP), the budgetary basis as provided by law is based upon accounting for certain transactions on a basis of cash receipts, disbursements, and encumbrances. The Statement of Revenues, Expenditures and Changes in Fund Balance - Budget (Non-GAAP Basis) and Actual for the general and major special revenue funds is presented on the budgetary basis to provide a meaningful comparison of actual results with the budget. The major differences between the budgetary basis and the GAAP basis are as follows:

1. Revenues are recorded when received in cash (budgetary) as opposed to when susceptible to accrual (GAAP).
2. Expenditures are recorded when paid in cash (budgetary) as opposed to when the liability is incurred (GAAP).
3. Encumbrances are treated as expenditures (budgetary) rather than as restricted, committed, or assigned (GAAP).
4. Unrecorded cash represents amounts expended but not included as expenditures on the budgetary basis operating statement. These amounts are included as expenditures on the GAAP basis operating statements.
5. Advances-In and Advances-Out are operating transactions (budget basis) as opposed to balance sheet transactions (GAAP basis).
6. Investments are reported at cost (budget basis) rather than fair value (GAAP basis).

The following table summarizes the adjustments necessary to reconcile the GAAP basis statements to the budgetary basis statements for the general and major special revenue funds.

Cleveland Public Library
Cuyahoga County
Notes to the Basic Financial Statements
For Year Ended December 31, 2016

Net Change in Fund Balance		
	General	CLEVNET
GAAP Basis	(\$3,918,317)	\$640,807
Net Adjustment for Revenue Accruals	413,282	136,698
Beginning Fair Value of Adjustment for Investments	(62,041)	0
Ending Fair Value of Adjustments for Investments	155,867	0
Beginning Unrecorded Cash	(19,034)	90
Ending Unrecorded Cash	(18,278)	(89)
Net Adjustment for Expenditure Accruals	96,961	(523,058)
Advances In	138,660	0
Advances Out	(70,250)	0
Adjustment for Encumbrances	(5,702,170)	(390,357)
Budgetary Basis	(\$8,985,320)	(\$135,909)

Note 5 – Deposits and Investments

State statutes classify public deposits held by the Library into three categories.

Active deposits are public deposits necessary to meet current demands on the treasury. Such monies must be maintained either as cash in the Library treasury, in commercial accounts payable or withdrawable on demand, including negotiable order of withdrawal (NOW) accounts, or in money market deposit accounts.

Inactive deposits are public deposits that the Board of Library Trustees has identified as not required for use within the current five-year period of designation of depositories. Inactive deposits must either be evidenced by certificates of deposit maturing not later than the end of the current period of designation of depositories, or by savings or deposit accounts including, but not limited to, passbook accounts.

Interim deposits are deposits of interim monies. Interim monies are those monies which are not needed for immediate use but which will be needed before the end of the current period of designation of depositories. A list of permissible investments for interim deposits follows.

Protection of the Library's deposits is provided by the Federal Deposit Insurance Corporation (FDIC), by eligible securities pledged by the financial institution as security for repayment, by surety company bonds deposited with the Chief Financial Officer by the financial institution or by a single collateral pool established by the financial institution to secure the repayment of all public monies deposited with the institution.

Interim monies may be deposited or invested in the following securities:

1. United States Treasury Notes, Bills, Bonds, or any other obligation or security issued by the United States Treasury or any other obligation guaranteed as to principal and interest by the United States;

Cleveland Public Library
Cuyahoga County
Notes to the Basic Financial Statements
For Year Ended December 31, 2016

2. Bonds, notes, debentures, or any other obligations or securities issued by any federal government agency or instrumentality, including but not limited to, the Federal National Mortgage Association, Federal Home Loan Bank, Federal Farm Credit Bank, Federal Home Loan Mortgage Corporation, and Government National Mortgage Association. All federal agency securities shall be direct issuances of federal government agencies or instrumentalities;
3. Written repurchase agreements in the securities listed above provided that the market value of the securities subject to the repurchase agreement exceeds the principal value of the agreement by at least two percent and be marked to market daily, and that the term of the agreement must not exceed thirty days;
4. Interim deposits in the eligible institutions applying for interim monies to be evidenced by time certificates of deposit or by savings or deposit accounts, including, but not limited to, passbook accounts;
5. Bonds and other obligations of the State of Ohio, or political subdivisions of Ohio, provided that, with respect to bonds or other obligations of political subdivisions, (a) the bonds or other obligations are payable from general revenues of the political subdivision and backed by the full faith and credit of the political subdivision, (b) the bonds or other obligations are rated at the time of purchase in the three highest classifications established by at least one nationally recognized standard rating service and purchased through a registered securities broker or dealer, (c) the aggregate value of the bonds or other obligations does not exceed twenty percent of interim monies available for investment at the time of purchase, and (d) the Library is not the sole purchaser of the bonds or other obligations at original issuance;
6. No-load money market mutual funds consisting exclusively of obligations described in division (1) or (2) of this section and repurchase agreements secured by such obligations, provided that investments in securities described in this division are made only through eligible institutions;
7. The State Treasurer's investment pool (STAR Ohio) and any other investment alternative offered to political subdivisions by the Treasurer of State;
8. Up to forty percent of interim monies available for investment in either commercial paper notes or bankers acceptances. Investment in commercial paper notes is limited to notes issued by an entity that is defined in section 1705.01(D) of the Ohio Revised Code and that has assets exceeding five hundred million dollars, and (a) the notes are rated at the time of purchase in the highest classification established by at least two nationally recognized standard rating services, (b) the aggregate value of the notes does not exceed ten percent of the aggregate value of the outstanding commercial paper of the issuing corporation, (c) the notes mature not later than two hundred seventy days after purchase, and (d) the investment in commercial paper notes of a single issuer shall not exceed in the aggregate five percent of interim monies available for investment at the time of purchase. Investment in bankers acceptances is limited to acceptances of banks that are insured by the FDIC and that mature not later than one hundred eighty days after purchase; and

Cleveland Public Library
Cuyahoga County
Notes to the Basic Financial Statements
For Year Ended December 31, 2016

9. Under limited circumstances, debt interests rated in either of the two highest rating classifications by at least two nationally recognized rating agencies.

Investments in stripped principal or interest obligations, reverse repurchase agreements and derivatives are prohibited. The issuance of taxable notes for the purpose of arbitrage, the use of leverage and short selling are also prohibited. An investment must mature within five years from the date of purchase unless matched to a specific obligation or debt of the Library, and must be purchased with the expectation that it will be held to maturity.

Investments may only be made through specified dealers and institutions. Payment for investments may be made only upon delivery of the securities representing the investments to the Chief Financial Officer or, if the securities are not represented by certificate, upon receipt of confirmation of transfer from the custodian.

The Library, a fiduciary, having monies belonging to a trust which are to be invested, may invest those monies, except as otherwise provided by law or by the instrument creating the trust, in the following:

1. Bonds or other obligations of the United States or the State of Ohio;
2. Bonds or other interest-bearing obligations of any county, municipal corporation, school district, or other legally constituted political taxing subdivision within the State provided that the subdivision has not defaulted in the payment of the interest on any of its bonds or interest-bearing obligations for more than 120 days during the ten years immediately preceding the investment and provided that the subdivision is not, at the time of investment, in default in the payment of principal or interest on any of its bonds or other interest-bearing obligations;
3. Bonds or other interest-bearing obligations of any other state of the United States, which within 20 years prior to the making of such investment, has not defaulted for more than 90 days in the payment of principal or interest on any of its bonds or other interest-bearing obligations;
4. Any bonds issued by or for federal land banks and any debentures issued by or for federal intermediate credit banks under the "Federal Farm Loan Act of 1916" or any debentures issued by or for banks for cooperatives under the "Farm Credit Act of 1933";
5. Notes which are: (a) secured by a first mortgage on real estate held in fee and located in the State, improved by a unit designed principally for residential use for not more than four families or by a combination of such dwelling units and business property, the area designed or used for nonresidential purposes not to exceed 50 percent of the total floor area; (b) secured by a first mortgage on real estate held in fee and located in the State, improved with a building designed for residential use for more than four families or with a building used primarily for business purposes, if the unpaid principal of the notes secured by such mortgage does not exceed ten percent of the value of the estate or trust or does not exceed \$5,000, whichever is greater; or (c) secured by a first mortgage on an improved farm held in fee and located in the State, provided that such mortgage requires that the buildings on the mortgaged property shall be well insured against loss by fire, and so kept,

Cleveland Public Library
Cuyahoga County
Notes to the Basic Financial Statements
For Year Ended December 31, 2016

for the benefit of the mortgagee, until the debt is paid, and provided that the unpaid principal of the notes secured by the mortgage shall not exceed 50 percent of the fair value of the mortgaged real estate at the time the investment is made; except that the unpaid principal of the notes may equal 60 percent of the fair value of the mortgaged real estate at the time the investment is made, and may be payable over a period of 15 years following the date of the investment by the fiduciary if regular installment payments are required sufficient to amortize four percent or more of the principal of the outstanding notes per annum and if the unpaid principal and interest become due and payable at the option of the holder upon any default in the payment of any installment of interest or principal upon the notes, or of taxes, assessments, or insurance premiums upon the mortgaged premises or upon the failure to cure any such default within any grace period provided therein not exceeding 90 days in duration;

6. Life, endowment, or annuity contracts of legal reserve life insurance companies and licensed by the superintendent of insurance to transact business within the State provided that the purchase of contracts authorized by this division shall be limited to executors or the successors to their power when specifically authorized by will and to guardians and trustees, which contracts may be issued on the life of a ward, a beneficiary of a trust fund, or according to a will, or upon the life of a person in whom such ward or beneficiary has an insurable interest and the contracts shall be drawn by the insuring company so that the proceeds shall be the sole property of the person whose funds are so invested;
7. Notes or bonds secured by mortgages and insured by the federal housing administrator or debentures issued by such administrator;
8. Obligations issued by a federal home loan bank created under the "Federal Home Loan Bank Act of 1932";
9. Shares and certificates or other evidences of deposits issued by a federal savings and loan association organized and incorporated under the "Home Owners' Loan Act of 1933" to the extent and only to the extent that those shares or certificates or other evidences of deposits are insured pursuant to the "Financial Institutions Reform, Recovery, and Enforcement Act of 1989";
10. Bonds issued by the home owners' loan corporation created under the "Home Owners' Loan Act of 1933";
11. Obligations issued by the national mortgage association created under the "National Housing Act";
12. Shares and certificates or other evidences of deposits issued by a domestic savings and loan association organized under the laws of the State, which association has obtained insurance accounts pursuant to the "Financial Institutions Reform, Recovery, and Enforcement Act of 1989" or as may be otherwise provided by law, only to the extent that such evidences of deposits are insured under that act;

Cleveland Public Library
Cuyahoga County
Notes to the Basic Financial Statements
For Year Ended December 31, 2016

13. Shares and certificates or other evidences of deposits issued by a domestic savings and loan association organized under the laws of the State, provided that no fiduciary may invest such deposits except with the approval of the probate court, and then in an amount not to exceed the amount which the fiduciary is permitted to invest under division (A)(12);
14. In savings accounts in, or certificates or other evidences of deposits issued by, a national bank located in the State or a state bank located in and organized under the laws of the State by depositing the funds in the bank, and such national or state bank when itself acting in a fiduciary capacity may deposit the funds in savings accounts in, or certificates or other evidences of deposits issued by, its own savings department or any bank subsidiary corporation owned or controlled by the bank holding company that owns or controls such national or state bank; provided that no deposit shall be made by any fiduciary, individual, or corporate, unless the deposits of the depository bank are insured by the Federal Deposit Insurance Corporation (FDIC) and provided that the deposit of the funds of any one trust in any such savings accounts in, or certificates or other evidences of deposits issued by, any one bank shall not exceed the sum insured under the "Federal Deposit Insurance Corporation Act of 1933";
15. Obligations consisting of notes, bonds, debentures, or equipment trust certificates issued under an indenture, which are the direct obligations, or in the case of equipment trust certificates are secured by direct obligations, of a railroad or industrial corporation, or a corporation engaged directly and primarily in the production, transportation, distribution or sale of electricity or gas, or the operation of telephone or telegraph systems or waterworks, or in some combination of them; provided that the obligor corporation is one which is incorporated under the laws of the United States, any state, or the District of Columbia, and the obligations are rated at the time of purchase in the highest or next highest classification established by at least two standard rating services selected from a list of the standard rating services which shall be prescribed by the superintendent of financial institutions; provided that every such list shall be certified by the superintendent to the clerk of each probate court in the State, and shall continue in effect until a different list is prescribed and certified;
16. Obligations issued, assumed, or guaranteed by the international finance corporation or by the international bank for reconstruction and development, the Asian development bank, the inter-American development bank, the African development bank, or other similar development bank in which the president, as authorized by congress and on behalf of the United States, has accepted membership, provided that the obligations are rated at the time of purchase in the highest or next highest classification established by at least one standard rating service selected from a list of standard rating services which shall be prescribed by the superintendent of financial institutions;
17. Securities of any investment company, as defined in and registered under sections 3 and 8 of the "Investment Company Act of 1940" that are invested exclusively in forms of investment or in instruments that are fully collateralized by forms of investment in which the fiduciary is permitted to invest pursuant to 1 through 16 above, provided that, in addition to such forms of investments, the investment company may, for the purpose of reducing risk of loss or of stabilizing investment returns, engage in hedging transactions.

Cleveland Public Library
Cuyahoga County
Notes to the Basic Financial Statements
For Year Ended December 31, 2016

In addition to the preceding investments, a fiduciary other than a guardian may make investments in any of the following kinds and classes of securities, provided that it may be lawfully sold in Ohio and investment is made only in such securities as would be acquired by prudent persons of discretion and intelligence in such matters who are seeking a reasonable income and the preservation of their capital:

1. Securities of corporations organized and existing under the laws of the United States, the District of Columbia, of any state in the United States including, but not limited to bonds, debentures, notes, equipment trust obligations, or other evidences of indebtedness, and shares of common and preferred stocks of such corporations;
2. Collective investment funds or securities of any investment company whether or not the fiduciary has invested other funds held by it in an agency or other nonfiduciary capacity in the securities of the same investment company. Such investments may be made regardless of the eligibility of the underlying assets held by the fund portfolios of the investment company;
3. Bonds or other interest-bearing obligations of any state or territory of the United States, or of any county, city, village, school district, or other legally constituted political taxing subdivision of any state or territory of the United States, not otherwise eligible under 2 or 3 in the preceding investment list;
4. Debt or equity securities of foreign corporations that trade on recognized United States domiciled exchanges.

These investments are subject to a restriction placed on an administrator or executor which states that no administrator or executor may invest funds belonging to an estate in an asset other than a direct obligation of the United States that has a maturity date not exceeding one year from the date of investment, or other than in a short term investment fund that is invested exclusively in obligations of the United States or of its agencies, or primarily in such obligations and otherwise only in variable demand notes, corporate money market instruments including, but not limited to, commercial paper, or fully collateralized repurchase agreements or other evidences of indebtedness that are payable on demand or generally have a maturity date not exceeding 91 days from the date of investment except with the approval of the probate court or with the permission of the instruments creating the trust.

Deposits

Custodial credit risk is the risk that, in the event of a bank failure, the Library's deposits may not be returned. According to state law, public depositories must give security for all public funds on deposit in excess of those funds that are insured by the federal deposit insurance corporation (FDIC) or by any other agency or instrumentality of the federal government. These institutions may either specifically collateralize individual accounts in lieu of amounts insured by the FDIC, or may pledge a pool of government securities valued at least 105% of the total value of public monies on deposit at the institution. The Library has no deposit policy for custodial risk beyond the requirements of State statute. The Library's bank balance of \$1,425,408 is either covered by FDIC or collateralized by the financial institutions' public entity deposit pools in the manner as described above.

Cleveland Public Library
Cuyahoga County
Notes to the Basic Financial Statements
For Year Ended December 31, 2016

Investments

Investments are reported at fair value. As of December 31, 2016, the Library had the following investments:

Measurement/Investment	Ohio Revised Code 135		Ohio Revised Code 2109	
	Measurement Amount	Average Maturity	Measurement Amount	Average Maturity
Net Asset Value Per Share:				
STAR Ohio	\$2,644,014	52 Days	\$0	
Amortized Cost:				
Commercial Paper	1,610,951	142 Days	0	
Fair Value - Level One Inputs				
Money Market/Principal Cash	835,729	44 Days	0	
Money Market Mutual Fund	0		11,432,563	n/a
Common and Convertible Preferred Stock	0		3,835,370	n/a
Total Fair Value - Level One Inputs	835,729		15,267,933	
Fair Value - Level Two Inputs				
United States Treasury Notes	3,014,130	437 Days	2,465,331	12/31/19-05/15/26
Corporate Bonds	0		2,870,010	01/19/17-08/10/44
Agency Bonds	0		443,963	08/17/21-07/01/43
Federal Home Loan Bank Bonds	5,836,685	612 Days	0	
Federal National Mortgage Association Notes	14,040,559	985 Days	0	
Federal Home Loan Mortgage Corporation Notes	5,092,457	867 Days	0	
Federal Farm Credit Bank Bonds	7,437,617	661 Days	0	
Total Fair Value - Level Two Inputs	35,421,448		5,779,304	
Total Investments	\$40,512,142		\$21,047,237	

Investments are restricted by the provisions of the Ohio Revised Code. During 2016, investments of the cash management pool were limited to federal agency securities, treasury notes, commercial paper, STAR Ohio, and a money market, with the exception of the Library's endowment monies. The endowment monies are able to invest in common and preferred stock as upheld by a 1975 Cuyahoga County Probate Court Order granting authority to invest. For these endowment monies, according to the Probate Court Order and a ruling from the Cuyahoga County Prosecutor, the Library may invest under *Ohio Revised Code* Sections 2109.37 and 2109.371. In addition to common and preferred stock, endowment monies are invested in corporate bonds, treasury notes, agency bonds, and a money market/mutual fund.

The Library categorizes its fair value measurements within the fair value hierarchy established by generally accepted accounting principles. The hierarchy is based on the valuation inputs used to measure the fair value of the asset. Level 1 inputs are quoted prices in active markets for identical assets. Level 2 inputs are significant other observable inputs. Level 3 inputs are significant unobservable inputs. The above chart identifies the Library's recurring fair value measurements as of December 31, 2016. The Money Market/Principal Cash, Money Market Mutual Fund, Common and Convertible Preferred Stock are valued using quoted market prices (Level 1 inputs). The Library's remaining investments measured

Cleveland Public Library
Cuyahoga County
Notes to the Basic Financial Statements
For Year Ended December 31, 2016

at fair value, with the exception of STAR Ohio and commercial paper, are valued using methodologies that incorporate market inputs such as benchmark yields, reported trades, broker/dealer quotes, issuer spreads, two-sided markets, benchmark securities, bids, offers and reference data including market research publications. Market indicators and industry and economic events are also monitored, which could require the need to acquire further market data. (Level 2 inputs).

Interest Rate Risk As a means of limiting its exposure to fair value losses caused by rising interest rates, the Library's investment policy requires that operating funds be invested primarily in investments so that securities mature to meet cash requirements for ongoing operations. The stated intent of the policy is to avoid the need to sell securities prior to maturity. To date, no investments have been purchased with a life greater than five years for the non-endowment funds.

Credit Risk The Federal Home Loan Bank Bonds, Federal National Mortgage Association Notes, Federal Home Loan Mortgage Corporation Notes, Federal Farm Credit Bank Bonds, and United States Treasury Notes all carry a rating of AAA by Moody's. The JP Morgan Securities LLC Commercial Paper carries a rating of A-1 by Standard and Poor's and P-1 by Moody's Investors Service. The Toyota Motor Credit Corporation Commercial Paper carries a rating of A1+ by Standard and Poor's and P-1 by Moody's Investors Service. STAR Ohio carries a rating of AAAM by Standard & Poor's. Ohio law requires that STAR Ohio maintain the highest rating provided by at least one nationally recognized standard rating service. The Money Market/Principal Cash and the Money Market Mutual Fund are unrated. The Corporate Bonds carry ratings of AAA through BAA2 by Moody's, with 8 of 96 unrated. The Agency Bonds carry ratings of AAA by Moody's, with 8 of 11 unrated. The Library's investment policy states that credit risk will be minimized by (1) diversifying assets by issuer; (2) ensuring that required, minimum credit quality ratings exist prior to the purchase of commercial paper and bankers acceptances; and (3) maintaining adequate collateralization of certificates of deposit and other deposit accounts pursuant to the method as determined by the Fiscal Officer.

Concentration of Credit Risk is defined by the Governmental Accounting Standards Board as having five percent or more invested in the securities of a single issuer. The Library's investment policy places no limit on the amount it may invest in any one issuer. The following are the Library's major investment holdings as of December 31, 2016:

	Percentage of Investments
Common and Convertible Preferred Stock	6.23%
Federal Home Loan Mortgage Corporation Notes	8.27%
United States Treasury Notes	8.90%
Federal Home Loan Bank Bonds	9.48%
Federal Farm Credit Bank Bonds	12.08%
Money Market Mutual Fund	18.57%
Federal National Mortgage Association Notes	22.81%

Custodial Credit Risk For an investment, custodial credit risk is the risk that, in the event of the failure of the counterparty, the Library will not be able to recover the value of its investments or collateral securities that are in the possession of an outside party. The Federal Home Loan Bank Bonds, Federal National Mortgage Association Notes, Federal Home Loan Mortgage Corporation Notes, Federal Farm Credit Bank Bonds, Corporate Bonds, Commercial Paper, United States Treasury Notes and the various

Cleveland Public Library
Cuyahoga County
Notes to the Basic Financial Statements
For Year Ended December 31, 2016

Agency Bonds are exposed to custodial credit risk in that they are uninsured, unregistered and held by the counterparty's trust department or agent but not in the Library's name. The Library has no investment policy dealing with investment custodial credit risk beyond the requirement in State statute that prohibits payment for investments prior to the delivery of the securities representing such investments to the Chief Financial Officer or qualified trustee. To mitigate such custodial risk, the Library has appointed a qualified trustee as provided for in *Ohio Revised Code* Section 135.37, a financial institution with trust powers in the State of Ohio as custodian for the separate safekeeping of investment assets. Securities owned by the Library are held by the Library's custodian and the records of the custodian identify the Library's securities in the custodian's monthly statement to the Library. Under no circumstances are the Library's investment assets held in safekeeping by a broker/dealer firm, or a firm acting on behalf of a broker/dealer firm.

Note 6 - Property Taxes

Property taxes include amounts levied against all real and public utility property located in the Library district. Property tax revenue received during 2016 for real and public utility property taxes represents collections of 2015 taxes.

The 2016 real property taxes are levied after October 1, 2016, on the assessed value as of January 1, 2016, the lien date. Assessed values are established by State law at 35 percent of appraised market value. The 2016 real property taxes are collected in and intended to finance 2017.

Real property taxes are payable annually or semi-annually. If paid annually, payment is due December 31; if paid semi-annually, the first payment is due December 31, with the remainder payable by June 20. Under certain circumstances, State statute permits later payment dates to be established.

Public utility tangible personal property currently is assessed at varying percentages of true value; public utility real property is assessed at 35 percent of true value. 2016 public utility property taxes which became a lien December 31, 2015, are levied after October 1, 2016, and are collected in 2017 with real property taxes.

The full tax rate for all Library operations for the year ended December 31, 2016, was \$6.80 per \$1,000 of assessed value. The assessed values of real and tangible personal property upon which 2016 property tax receipts were based are as follows:

Category	Assessed Value
Real Estate	
Residential/Agricultural/Other	\$2,091,147,610
Other Real Estate	2,224,577,210
Tangible Personal Property	
Public Utility	333,848,530
Total Assessed Values	\$4,649,573,350

The Cuyahoga County Fiscal Officer collects property taxes on behalf of all taxing districts in the County, including the Cleveland Public Library. The County Fiscal Officer periodically remits to the Library its portion of the taxes collected. Property taxes receivable represents real and public utility taxes and outstanding delinquencies which are measurable as of December 31, 2016, and for which there

Cleveland Public Library
Cuyahoga County
Notes to the Basic Financial Statements
For Year Ended December 31, 2016

is an enforceable legal claim. In the general fund, the portion of the receivable not levied to finance 2016 operations is offset to deferred inflows of resources – property taxes. On the accrual basis, collectible delinquent property taxes have been recorded as a receivable and revenue while on the modified accrual basis the revenue has been reported as deferred inflows of resources – unavailable revenue.

Tax Abatements

For 2016, the Library’s property taxes were reduced by \$3,239,551 under various tax abatement agreements entered into by the City of Cleveland.

Note 7 - Receivables

Receivables at December 31, 2016, consisted of taxes, accounts (billings for user charged services), interest, and intergovernmental receivables. All receivables are deemed collectible in full. All receivables except for delinquent property taxes are expected to be collected within one year. Property taxes, although ultimately collectible, include some portion of delinquencies that will not be collected within one year.

The Library receives a substantial portion of its intergovernmental revenue from the Public Library Fund (PLF), (formerly the Library and Local Government Support fund or LLGSF), a State of Ohio fund based on a portion of the general revenues of Ohio as written in State law. The Cuyahoga County Budget Commission, consisting of the County Fiscal Officer, the County Executive and the County Prosecutor, allocate PLF monies to the nine library districts within Cuyahoga County, based on a determination of need. In 2016, the Library received 41.1843 percent of the Countywide total, or \$21,419,757.

A summary of the principal items of intergovernmental receivables follows:

	<u>Amount</u>
PLF	\$11,057,930
Homestead and Rollback	1,228,393
CLEVNET	307,624
MyCom	19,313
Commercial Activity Tax	<u>12,490</u>
Total	<u><u>\$12,625,750</u></u>

Note 8 – Interfund Transfers and Balances

The general fund transferred \$1,500,000 to the building and repair fund for capital projects, technology, and other assets, and for repairs, improvements and maintenance of library facilities.

Cleveland Public Library
Cuyahoga County
Notes to the Basic Financial Statements
For Year Ended December 31, 2016

The general fund advanced \$40,750 to the special revenue fund, MyCom, for grant monies that the fund will receive at a later date. The interfund balance will be repaid within the following year.

Note 9 – Capital Assets

A summary of changes in capital assets during 2016 follows:

	<u>Balance</u> <u>12/31/2015***</u>	<u>Additions</u>	<u>Deletions</u>	<u>Balance</u> <u>12/31/2016</u>
Governmental Activities				
<i>Nondepreciable Capital Assets</i>				
Land	\$2,703,596	\$2,500	\$0	\$2,706,096
Construction in Progress	1,415,375	672,070	(1,415,375)	672,070
<i>Total Nondepreciable Capital Assets</i>	<u>4,118,971</u>	<u>674,570</u>	<u>(1,415,375)</u>	<u>3,378,166</u>
<i>Depreciable Capital Assets</i>				
Buildings/Improvements	160,148,791	3,850,128	0	163,998,919
Furniture/Equipment	3,673,676	180,184	(710,437)	3,143,423
Computers	5,198,989	226,815	(1,389,556)	4,036,248
Software	2,565,647	9,659	(42,020)	2,533,286
Vehicles	593,239	0	(35,255)	557,984
<i>Total Depreciable Capital Assets</i>	<u>172,180,342</u>	<u>4,266,786</u>	<u>(2,177,268)</u>	<u>174,269,860</u>
<i>Less Accumulated Depreciation</i>				
Buildings/Improvements	(79,273,822)	(3,539,623)	0	(82,813,445)
Furniture/Equipment	(3,176,045)	(225,650)	710,437	(2,691,258)
Computers	(4,508,585)	(257,495)	1,389,556	(3,376,524)
Software	(2,136,135)	(191,587)	42,020	(2,285,702)
Vehicles	(534,164)	(26,259)	35,255	(525,168)
<i>Total Accumulated Depreciation</i>	<u>(89,628,751)</u>	<u>(4,240,614) **</u>	<u>2,177,268</u>	<u>(91,692,097)</u>
<i>Total Depreciable Capital Assets, Net</i>	<u>82,551,591</u>	<u>26,172</u>	<u>0</u>	<u>82,577,763</u>
<i>Governmental Activities Capital Assets, Net</i>	<u>\$86,670,562</u>	<u>\$700,742</u>	<u>(\$1,415,375)</u>	<u>\$85,955,929</u>

* Depreciation expense was charged to governmental activities as follows:

Administration and Support	\$715,245
Public Services	<u>3,525,369</u>
Total	<u><u>\$4,240,614</u></u>

** Of this amount, \$190,587 is presented as amortization expense on the Statement of Activities relating to the Library's intangible asset of purchased software which is included in the above table.

*** Certain beginning balances were reclassified. The reclassifications had no effect on beginning net position.

Cleveland Public Library
Cuyahoga County
Notes to the Basic Financial Statements
For Year Ended December 31, 2016

Note 10 - Risk Management

The Library is exposed to various risks of loss related to torts; theft of, damage to, and destruction of assets; errors and omissions; injuries to employees and natural disasters. The Library maintains a variety of insurance policies, including coverage for automobiles and equipment, general liability, public officials, property, boilers and machinery as indicated in the table below. The general liability coverage is \$1 million with excess umbrella coverage of an additional \$25 million. Settled claims have not exceeded this commercial coverage in any of the past three years and there has not been a significant reduction in the coverage from the prior year.

Company / Type	Deductible	Coverage
Fireman's Fund Insurance Company		
Property, Boiler & Machinery	\$100,000	\$564,250,543
Flood/Earthquake	\$100,000	\$100,000,000 each
Ohio Casualty		
Umbrella Liability	\$0	\$25,000,000
Philadelphia Insurance Company		
General Liability	\$0	\$1,000,000/\$2,000,000
State Auto Insurance Company		
Automobile Liability	\$500/\$500	\$1,000,000
Uninsured/Underinsured	\$0	\$75,000
Travelers		
Fiscal Officer/Deputy Surety Bonds	\$0	\$50,000 each
Crime	\$10,000	\$2,000,000/\$1,000,000/\$100,000
Illinois National Insurance Company		
Public Officials	\$50,000/\$100,000	\$1,000,000
Ironshore Specialty Insurance		
Cyber Liability	\$5,000	\$1,000,000

Workers' compensation is provided by the State. The Library pays the State Workers' Compensation system a premium based on a rate per \$100 of salaries. This rate is calculated based on accident history and administrative costs.

The Library provides medical, dental, and vision insurance on a paid premium basis. Other employee benefits include life insurance, short-term disability insurance and an IRC Section 125 flexible benefit plan.

Note 11 – Donor-Restricted Endowments

The Library's permanent funds include donor-restricted endowments. The Net Position-Non-Expendable amounts of \$784,317 represent the principal portions of the endowments. The Net Position – Expendable amount of \$4,220,128 represents the interest earnings on donor- restricted investments and is available for expenditure by the governing board, for purposes consistent with the endowment's intent. State law permits the governing board to appropriate, for purposes consistent with the endowment's intent, net appreciation, realized and unrealized, unless the endowment terms specify otherwise.

Cleveland Public Library
Cuyahoga County
Notes to the Basic Financial Statements
For Year Ended December 31, 2016

Note 12 – Long-Term Obligations

The changes in long-term obligations during the year were as follows:

	Outstanding 12/31/2015	Additions	Reductions	Outstanding 12/31/2016	Amount Due in One Year
Compensated Absences Payable	\$1,372,729	\$256,461	\$159,981	\$1,469,209	\$127,587
Net Pension Liability OPERS	25,277,328	11,579,024	0	36,856,352	0
Total Long-Term Obligations	\$26,650,057	\$11,835,485	\$159,981	\$38,325,561	\$127,587

The Library pays obligations related to employee compensation from the fund benefitting from their service. There is no repayment schedule for the net pension liability. However, employer pension contributions are made from the general fund. Compensated absences will be paid from the general fund which is the fund which employees' salaries are paid.

Note 13 – Defined Benefit Pension Plans

Net Pension Liability

The net pension liability reported on the statement of net position represents a liability to employees for pensions. Pensions are a component of exchange transactions—between an employer and its employees—of salaries and benefits for employee services. Pensions are provided to an employee—on a deferred-payment basis—as part of the total compensation package offered by an employer for employee services each financial period. The obligation to sacrifice resources for pensions is a present obligation because it was created as a result of employment exchanges that already have occurred.

The net pension liability represents the Library's proportionate share of each pension plan's collective actuarial present value of projected benefit payments attributable to past periods of service, net of each pension plan's fiduciary net position. The net pension liability calculation is dependent on critical long-term variables, including estimated average life expectancies, earnings on investments, cost of living adjustments and others. While these estimates use the best information available, unknowable future events require adjusting this estimate annually.

Ohio Revised Code limits the Library's obligation for this liability to annually required payments. The Library cannot control benefit terms or the manner in which pensions are financed; however, the Library does receive the benefit of employees' services in exchange for compensation including pension.

GASB 68 assumes the liability is solely the obligation of the employer, because (1) they benefit from employee services; and (2) State statute requires all funding to come from these employers. All contributions to date have come solely from these employers (which also includes costs paid in the form of withholdings from employees). State statute requires the pension plans to amortize unfunded liabilities within 30 years. If the amortization period exceeds 30 years, each pension plan's board must propose corrective action to the State legislature. Any resulting legislative change to benefits or funding could significantly affect the net pension liability. Resulting adjustments to the net pension liability would be effective when the changes are legally enforceable.

Cleveland Public Library
Cuyahoga County
Notes to the Basic Financial Statements
For Year Ended December 31, 2016

The proportionate share of each plan's unfunded benefits is presented as a long-term *net pension liability* on the accrual basis of accounting. Any liability for the contractually-required pension contribution outstanding at the end of the year is included in *intergovernmental payable* on both the accrual and modified accrual bases of accounting.

Plan Description – Ohio Public Employees Retirement System (OPERS)

Plan Description - Library employees participate in the Ohio Public Employees Retirement System (OPERS). OPERS administers three separate pension plans. The traditional pension plan is a cost-sharing, multiple-employer defined benefit pension plan. The member-directed plan is a defined contribution plan and the combined plan is a cost-sharing, multiple-employer defined benefit pension plan with defined contribution features. While members (e.g. Library employees) may elect the member-directed plan and the combined plan, substantially all employee members are in OPERS' traditional plan; therefore, the following disclosure focuses on the traditional pension plan.

OPERS provides retirement, disability, survivor and death benefits, and annual cost of living adjustments to members of the traditional plan. Authority to establish and amend benefits is provided by Chapter 145 of the Ohio Revised Code. OPERS issues a stand-alone financial report that includes financial statements, required supplementary information and detailed information about OPERS' fiduciary net position that may be obtained by visiting <https://www.opers.org/financial/reports.shtml>, by writing to the Ohio Public Employees Retirement System, 277 East Town Street, Columbus, Ohio 43215-4642, or by calling 800-222-7377.

Senate Bill (SB) 343 was enacted into law with an effective date of January 7, 2013. In the legislation, members were categorized into three groups with varying provisions of the law applicable to each group. The following table provides age and service requirements for retirement and the retirement formula applied to final average salary (FAS) for the three member groups under the traditional plan as per the reduced benefits adopted by SB 343 (see OPERS CAFR referenced above for additional information including requirements for reduced and unreduced benefits):

Group A	Group B	Group C
Eligible to retire prior to January 7, 2013 or five years after January 7, 2013	20 years of service credit prior to January 7, 2013 or eligible to retire ten years after January 7, 2013	Members not in other Groups and members hired on or after January 7, 2013
State and Local	State and Local	State and Local
Age and Service Requirements: Age 60 with 60 months of service credit or Age 55 with 25 years of service credit	Age and Service Requirements: Age 60 with 60 months of service credit or Age 55 with 25 years of service credit	Age and Service Requirements: Age 57 with 25 years of service credit or Age 62 with 5 years of service credit
Formula: 2.2% of FAS multiplied by years of service for the first 30 years and 2.5% for service years in excess of 30	Formula: 2.2% of FAS multiplied by years of service for the first 30 years and 2.5% for service years in excess of 30	Formula: 2.2% of FAS multiplied by years of service for the first 35 years and 2.5% for service years in excess of 35

Final average Salary (FAS) represents the average of the three highest years of earnings over a member's career for Groups A and B. Group C is based on the average of the five highest years of earnings over a member's career.

Cleveland Public Library
Cuyahoga County
Notes to the Basic Financial Statements
For Year Ended December 31, 2016

Members who retire before meeting the age and years of service credit requirement for unreduced benefits receive a percentage reduction in the benefit amount.

When a benefit recipient has received benefits for 12 months, an annual cost of living adjustment (COLA) is provided. This COLA is calculated on the base retirement benefit at the date of retirement and is not compounded. For those retiring prior to January 7, 2013, the COLA will continue to be a 3 percent simple annual COLA. For those retiring subsequent to January 7, 2013, beginning in calendar year 2019, the COLA will be based on the average percentage increase in the Consumer Price Index, capped at 3 percent.

Funding Policy - The Ohio Revised Code (ORC) provides statutory authority for member and employer contributions as follows:

	State and Local
2016 Statutory Maximum Contribution Rates	
Employer	14.0 %
Employee	10.0 %
 2016 Actual Contribution Rates	
Employer:	
Pension	12.0 %
Post-employment Health Care Benefits	2.0
Total Employer	14.0 %
Employee	10.0 %

Employer contribution rates are actuarially determined and are expressed as a percentage of covered payroll. The Library's contractually required contribution was \$3,288,327 for 2016. Of this amount, \$324,642 is reported as an intergovernmental payable.

Pension Liabilities, Pension Expense, and Deferred Outflows of Resources and Deferred Inflows of Resources Related to Pensions

The net pension liability for OPERS was measured as of December 31, 2015, and the total pension liability used to calculate the net pension liability was determined by an actuarial valuation as of that date. The Library's proportion of the net pension liability was based on the Library's share of contributions to the pension plan relative to the contributions of all participating entities. Following is information related to the proportionate share and pension expense:

Cleveland Public Library
Cuyahoga County
Notes to the Basic Financial Statements
For Year Ended December 31, 2016

	OPERS
Proportion of the Net Pension Liability:	
Current Measurement Date	0.212781%
Prior Measurement Date	0.209577%
 Change in Proportionate Share	 0.0032040%
 Proportionate Share of the Net Pension Liability	 \$36,856,352
 Pension Expense	 \$5,285,359

At December 31, 2016, the Library reported deferred outflows of resources and deferred inflows of resources related to pensions from the following sources:

	OPERS
Deferred Outflows of Resources	
Net difference between projected and actual earnings on pension plan investments	\$10,833,465
Changes in proportion and differences between Library contributions and proportionate share of contributions	254,967
Library contributions subsequent to the measurement date	3,288,327
Total Deferred Outflows of Resources	\$14,376,759
 Deferred Inflows of Resources	
Differences between expected and actual experience	\$712,137

\$3,288,327 reported as deferred outflows of resources related to pension resulting from Library contributions subsequent to the measurement date will be recognized as a reduction of the net pension liability in the year ending December 31, 2017. Other amounts reported as deferred outflows of resources and deferred inflows of resources related to pension will be recognized in pension expense as follows:

		OPERS
Year Ending December 31:		
2017		\$2,487,026
2018		2,660,252
2019		2,777,403
2020		2,451,614
Total		\$10,376,295

Cleveland Public Library
Cuyahoga County
Notes to the Basic Financial Statements
For Year Ended December 31, 2016

Actuarial Assumptions - OPERS

Actuarial valuations of an ongoing plan involve estimates of the values of reported amounts and assumptions about the probability of occurrence of events far into the future. Examples include assumptions about future employment, mortality, and cost trends. Actuarially determined amounts are subject to continual review or modification as actual results are compared with past expectations and new estimates are made about the future.

Projections of benefits for financial reporting purposes are based on the substantive plan (the plan as understood by the employers and plan members) and include the types of benefits provided at the time of each valuation. The total pension liability was determined by an actuarial valuation as of December 31, 2015, using the following actuarial assumptions applied to all periods included in the measurement in accordance with the requirements of GASB 67. Key methods and assumptions used in the latest actuarial valuations are presented below.

Wage Inflation	3.75 percent
Future Salary Increases, including inflation	4.25 to 10.05 percent including wage inflation
COLA or Ad Hoc COLA:	
Pre-January 7, 2013 Retirees	3 percent, simple
Post-January 7, 2013 Retirees	3 percent, simple through 2018, then 2.8 percent, simple
Investment Rate of Return	8 percent
Actuarial Cost Method	Individual Entry Age

Mortality rates were based on the RP-2000 Mortality Table projected 20 years using Projection Scale AA. For males, 105 percent of the combined healthy male mortality rates were used. For females, 100 percent of the combined healthy female mortality rates were used. The mortality rates used in evaluating disability allowances were based on the RP-2000 mortality table with no projections. For males 120 percent of the disabled female mortality rates were used set forward two years. For females, 100 percent of the disabled female mortality rates were used.

The most recent experience study was completed for the five year period ended December 31, 2010.

The long-term rate of return on defined benefit investment assets was determined using a building-block method in which best-estimate ranges of expected future real rates of return are developed for each major asset class. These ranges are combined to produce the long-term expected real rate of return by weighting the expected future real rates of return by the target asset allocation percentage, adjusted for inflation.

OPERS manages investments in four investment portfolios: the Defined Benefits portfolio, the Health Care portfolio, the 115 Health Care Trust portfolio and the Defined Contribution portfolio. The Defined Benefit portfolio includes the investment assets of the Traditional Pension Plan, the defined benefit component of the Combined Plan, the annuitized accounts of the Member-Directed Plan and the VEBA Trust. Within the Defined Benefit portfolio, contributions into the plans are all recorded at the same time, and benefit payments all occur on the first of the month. Accordingly, the money-weighted rate of return is considered to be the same for all plans within the portfolio. The money weighted rate of return, net of investments expense, for the Defined Benefit portfolio is .4 percent for 2015.

Cleveland Public Library
Cuyahoga County
Notes to the Basic Financial Statements
For Year Ended December 31, 2016

The allocation of investment assets with the Defined Benefit portfolio is approved by the Board of Trustees as outlined in the annual investment plan. Plan assets are managed on a total return basis with a long-term objective of achieving and maintaining a fully funded status for the benefits provided through the defined benefit pension plans. The table below displays the Board-approved asset allocation policy for 2015 and the long-term expected real rates of return:

<u>Asset Class</u>	<u>Target Allocation</u>	<u>Weighted Average Long-Term Expected Real Rate of Return (Arithmetic)</u>
Fixed Income	23.00 %	2.31 %
Domestic Equities	20.70	5.84
Real Estate	10.00	4.25
Private Equity	10.00	9.25
International Equities	18.30	7.40
Other investments	18.00	4.59
Total	<u>100.00 %</u>	<u>5.27 %</u>

Discount Rate The discount rate used to measure the total pension liability was 8 percent. The projection of cash flows used to determine the discount rate assumed that contributions from plan members and those of the contributing employers are made at the contractually required rates, as actuarially determined. Based on those assumptions, the pension plan's fiduciary net position was projected to be available to make all projected future benefits payments of current plan members. Therefore, the long-term expected rate of return on pension plan investments was applied to all periods of projected benefit payments to determine the total pension liability.

Sensitivity of the Library's Proportionate Share of the Net Pension Liability to Changes in the Discount Rate The following table presents the Library's proportionate share of the net pension liability calculated using the current period discount rate assumption of 8 percent, as well as what the Library's proportionate share of the net pension liability would be if it were calculated using a discount rate that is one-percentage-point lower (7 percent) or one-percentage-point higher (9 percent) than the current rate:

	<u>1% Decrease (7.00%)</u>	<u>Current Discount Rate (8.00%)</u>	<u>1% Increase (9.00%)</u>
Library's proportionate share of the net pension liability	\$58,721,173	\$36,856,352	\$18,414,068

Changes between Measurement Date and Report Date

In October 2016, the OPERS Board adopted certain assumption changes which will impact their annual actuarial valuation prepared as of December 31, 2016. The most significant change is a reduction in the discount rate from 8.0 percent to 7.5 percent. Although the exact amount of these changes is not known, the impact to the City's net pension liability is expected to be significant.

Cleveland Public Library
Cuyahoga County
Notes to the Basic Financial Statements
For Year Ended December 31, 2016

Note 14 – Postemployment Benefits

Ohio Public Employees Retirement System

Plan Description - The Ohio Public Employees Retirement System (OPERS) administers three separate pension plans: the traditional pension plan, a cost-sharing, multiple-employer defined benefit pension plan; the member-directed plan, a defined contribution plan; and the combined plan, a cost-sharing, multiple-employer defined benefit pension plan that has elements of both a defined benefit and defined contribution plan.

OPERS maintained two cost-sharing, multiple-employer defined benefit postemployment health care trusts, which funded multiple health care plans including medical coverage, prescription drug coverage, deposits to a Health Reimbursement Arrangement and Medicare Part B premium reimbursements, to qualifying benefit recipients of both the traditional pension and the combined plans. Members of the member-directed plan do not qualify for ancillary benefits, including OPERS sponsored health care coverage.

In order to qualify for postemployment health care coverage, age and service retirees under the traditional pension and combined plans must have twenty or more years of qualifying Ohio service credit. Health care coverage for disability benefit recipients and qualified survivor benefit recipients is available. The health care coverage provided by OPERS meets the definition of an Other Post Employment Benefit (OPEB) as described in GASB Statement 45. See OPERS' CAFR referenced below for additional information.

The Ohio Revised Code permits, but does not require OPERS to provide health care to its eligible benefit recipients. Authority to establish and amend health care coverage is provided to the Board in Chapter 145 of the Ohio Revised Code.

Disclosures for the health care plan are presented separately in the OPERS financial report. Interested parties may obtain a copy by visiting <https://www.opers.org/financial/reports.shtml>, by writing to OPERS, 277 East Town Street, Columbus, Ohio 43215-4642, or by calling (614) 222-5601 or 800-222-7377.

Funding Policy - The Ohio Revised Code provides the statutory authority requiring public employers to fund postemployment health care through their contributions to OPERS. A portion of each employer's contribution to OPERS is set aside to fund OPERS health care plans.

Employer contribution rates are expressed as a percentage of the earnable salary of active members. In 2016, state and local employers contributed at a rate of 14.0 percent of earnable salary and public safety and law enforcement employers contributed at 18.1 percent. These are the maximum employer contribution rates permitted by the Ohio Revised Code. Active member contributions do not fund health care.

At the beginning of 2016, OPERS maintained three health care trusts. The two cost-sharing, multiple employer trusts, the 401(h) Health Care Trust (401(h) Trust) and the 115 Health Care Trust (115 Trust), worked together to provide health care funding to eligible retirees of the Traditional Pension and Combined plans. Each year, the OPERS Board of Trustees determines the portion of the employer

Cleveland Public Library
Cuyahoga County
Notes to the Basic Financial Statements
For Year Ended December 31, 2016

contributions rate that will be set aside to fund health care plans. As recommended by OPERS' actuary, the portion of employer contributions allocated to health care beginning January 1, 2016 remained at 2.0 percent for both the Traditional Pension and Combined plans. The Board is also authorized to establish rules for the retiree or their surviving beneficiaries to pay a portion of the health care provided. Payment amounts vary depending on the number of covered dependents and the coverage selected. The third trust is a Voluntary Employee's Beneficiary Association (VEBA) Trust that provides funding for a Retiree Medical Account (RMA) for Member-Directed Plan members. The employer contribution as a percentage of covered payroll deposited to the RMAs for 2016 was 4.0 percent.

In March 2016, OPERS received two favorable rulings from the IRS allowing OPERS to consolidate all health care assets into the 115 Trust. Transition to the new health care trust structure occurred during 2016. OPERS Combining Statements of Changes in Fiduciary Net Position for the year ended December 31, 2016, will reflect a partial year of activity in the 401(h) Trust and VEBA Trust prior to the termination of these trusts as of end of business day June 30, 2016, and the assets and liabilities, or net position, of these trusts being consolidated into the 115 Trust on July 1, 2016.

Substantially all of the Library's contribution allocated to fund postemployment health care benefits relates to the cost-sharing, multiple employer trusts. The corresponding contribution for the years ended December 31, 2016, 2015, and 2014 was \$608,959, \$557,731, and \$538,871, respectively. For 2016, 91% has been contributed with the balance being reported as an intergovernmental payable. The full amount has been contributed for 2015 and 2014.

Note 15 – Compensated Absences

Full-time employees are entitled to up to 15 sick days per year and may earn and carry forward up to 120 days of sick leave at the end of the fiscal year. Employees who had at least ten (10) years of service and who retired from January 1, 2016 through December 31, 2016, were paid for twenty-five percent (25%) of unused sick hours up to five hundred (500) hours in cash at their current salary rate. Vacation is earned based upon length of service and may be taken once earned, provided the employee works six months or more. Employees may carry forward up to 150 percent of their annual earned vacation leave at the end of any fiscal year. Accrued vacation leave is paid upon retirement, termination, or death of the employee.

Note 16 – Contingencies

Grants

The Library receives financial assistance from federal and state agencies in the forms of grants. The disbursement of funds received under these programs generally requires compliance with terms and conditions specified in the grant agreements and are subject to audit by the grantor agencies. Any disallowed claims resulting from such audits could become a liability of the general fund or any other applicable funds. However, in the opinion of management, any such disallowed claims will not have a material adverse effect on the overall financial position of the Library.

Cleveland Public Library
Cuyahoga County
Notes to the Basic Financial Statements
For Year Ended December 31, 2016

Litigation

The Library is not presently a defendant in any pending lawsuits. The Library is the subject of several pending charges with the Equal Employment Opportunity Commission (EEOC) and the Ohio Civil Rights Commission. The probability of liability is reasonably possible in one of the EEOC claims, but the resolution of this claim, in the opinion of the Chief Legal Officer, will not have a material adverse effect on the financial condition of the Library.

Note 17 – Operating Lease

Cleveland Public Library entered into a ten (10) year operating lease on May 17, 2007 with Bridgeport Place LLC for a 3,517 square foot portion of the building located at 7201 Kinsman Road for the purpose of housing the Garden Valley Branch. The Library commenced monthly rent payments of \$4,689 in early 2008 once the space was available for occupancy, and continued to pay that same monthly rent amount during 2012 as well as the common area prorated shared expenses. The monthly rent payments in 2013 increased to \$4,830.01, and the monthly rent will increase 3% each successive year. The ten (10) year term will expire on November 30, 2017. The Library will exercise its option to renew the lease for four additional five (5) years terms by providing six (6) months advanced notice, and monthly rent shall increase 3% each successive year of the five (5) year renewal option. The Library has the right to terminate the lease with 90 days written notice if the Library experiences a 10% or more reduction in Public Library Fund (PLF) revenues, or if the Library fails to renew an operating levy.

The Cleveland Public Library entered into a lease on September 12, 2012 with Gerald E. Zahler for approximately 3,688 square feet of floor space in a building located at 2704 Clark Avenue. The space is leased for the temporary location of the South Branch of the Library. The Library commenced monthly rent payments of \$2,500 (\$30,000 per year), plus utilities and other related expenses in January, 2013. The initial lease term was for two (2) years with a one (1) year renewal option. The Library and Mr. Zahler agreed upon a one year renewal which commenced on January 15, 2015 and expired on January 14, 2016. The Library entered into the first lease extension and modification agreement on December 8, 2015, which amended and extended the term of the original lease for one (1) year beginning January 14, 2016 and terminating on January 14, 2017. The gross rent shall be \$2,550 per month. The Library has the right to renew the agreement for one (1) additional one (1) year term exercisable upon six (6) months' prior written notice, at the same gross rent.

Note 18 – Fund Deficits

The Friends, the Judd, the Ohio Library for the Blind and Physically Disabled (OLBPD) and the MyCom special revenue funds had deficit fund balances of \$2,570, \$7,956, \$164,066 and \$5,497, respectively, as of December 31, 2016. The special revenue fund deficits are the result of adjustments made on the modified accrual basis of accounting. The general fund is liable for any deficit in these funds and provides transfers when cash is required, rather than when accruals occur.

Cleveland Public Library
Cuyahoga County
Notes to the Basic Financial Statements
For Year Ended December 31, 2016

Note 19 – Significant Commitments

Contractual Commitments

At December 31, 2016, the Library’s significant contractual commitments consisted of the following:

<u>Project</u>	<u>Amount</u>	<u>Paid to Date</u>	<u>Remaining on Contract</u>
Main Library Consolidation Project Phase 2	\$5,748,198	\$4,570,292	\$1,177,906
Safe, Warm and Dry Construction Initiative	5,000,000	75,080	4,924,920
Main Library Heat Conversion	1,341,585	1,193,463	148,122
Security Camera Systems	799,557	679,447	120,110
South Branch Renovation	689,554	116,584	572,970

\$1,583,869 of the contractual commitments were encumbered.

Encumbrances

Encumbrances are commitments related to unperformed contracts for goods or services. Encumbrance accounting is utilized to the extent necessary to assure effective budgetary control and accountability and to facilitate effective cash planning and control. At year end, the amount of encumbrances expected to be honored upon performance by the vendor in the next year were as follows:

General	\$5,702,170
CLEVNET	390,357
Building and Repair	1,615,640
Other Governmental Funds	471,308
Total	<u>\$8,179,475</u>

Cleveland Public Library
Cuyahoga County
Notes to the Basic Financial Statements
For Year Ended December 31, 2016

Note 20 – Fund Balances

Fund balance is classified as nonspendable, restricted, committed, assigned and/or unassigned based primarily on the extent to which the Library is bound to observe constraints imposed upon the use of the resources in the governmental funds. The constraints placed on fund balance for the major governmental funds and all other governmental funds are presented below:

Fund Balances	General	CLEVNET	Building and Repair	Other Governmental Funds	Total
<i>Nonspendable</i>					
Inventory	\$150,821	\$0	\$0	\$0	\$150,821
Prepaid Items	533,062	460,693	0	5,938	999,693
Unclaimed Funds	7,601	0	0	0	7,601
Endowments--Non-Expendable	0	0	0	784,317	784,317
<i>Total Nonspendable</i>	691,484	460,693	0	790,255	1,942,432
<i>Restricted for</i>					
Children's Biography Awards	0	0	0	73,109	73,109
Dentistry	0	0	0	2,773	2,773
Fine Arts and Special Collections	0	0	0	489,777	489,777
Floral and Plant Decorations	0	0	0	189,672	189,672
History	0	0	0	45,067	45,067
Immigration Books	0	0	0	116,197	116,197
John G. White Special Collections	0	0	0	2,378,023	2,378,023
Judaica	0	0	0	14,612	14,612
Library for the Blind and Physically Disabled	0	0	0	9,864,977	9,864,977
Ohio Center for the Book	0	0	0	225,245	225,245
Photography	0	0	0	282,396	282,396
Walz Branch	0	0	0	235,764	235,764
Youth Services/Business Departments	0	0	0	283,690	283,690
Architecture	0	0	0	103,227	103,227
Other Purposes	0	0	0	46,360	46,360
<i>Total Restricted</i>	\$0	0	\$0	\$14,350,889	\$14,350,889

(continued)

Cleveland Public Library
Cuyahoga County
Notes to the Basic Financial Statements
For Year Ended December 31, 2016

Fund Balances	General	CLEVNET	Building and Repair	Other Governmental Funds	Total
<i>Committed to</i>					
CLEVNET Operations	\$0	\$817,449	\$0	\$0	\$817,449
Capital Improvement Projects:					
Safe, Warm and Dry Construction Initiative	0	0	148,492	0	148,492
Construction Management / Architectural and Design Services for South Branch Renovation Project	0	0	536,903	0	536,903
Main Library Consolidation Project Phase 2	0	0	212,294	0	212,294
Main Library Heat Conversion Project	0	0	148,122	0	148,122
Print Solution and Public Copiers	0	0	28,246	0	28,246
Security Cameras	0	0	93,644	0	93,644
Education--Government and Social Science Science	0	0	0	370,245	370,245
Reserved by Board of Trustees (Founders fund)	0	0	0	7,676,135	7,676,135
Agent and Lobbyist Services	44,000	0	0	0	44,000
Bank Fees	875	0	0	0	875
Book Binding Services	32,357	0	0	0	32,357
Branch Security Guard and Night Alarms	20,819	0	0	0	20,819
Cataloging, Worldshare ILL and Access Subscription Services	118,950	0	0	0	118,950
Cobra Services	2,240	0	0	0	2,240
Collection Services	94,601	0	0	0	94,601
Community Engagement Services	8,625	0	0	0	8,625
Computer Hardware / Software for Staff and Patrons	237,664	0	0	0	237,664
Consulting Services for Technical Services	47,500	0	0	0	47,500
Consulting Services for Development of Library Foundation Board	30,000	0	0	0	30,000
Employee Assistance Program	9,891	0	0	0	9,891
Financial Audits for 2016-2019	79,200	0	0	0	79,200
Financial Consulting / Community Financial Center Program	40,000	0	0	0	40,000

(continued)

Cleveland Public Library
Cuyahoga County
Notes to the Basic Financial Statements
For Year Ended December 31, 2016

Fund Balances	General	CLEVNET	Building and Repair	Other Governmental Funds	Total
Fleet and Facilities Performance					
Audit	\$45,000	\$0	\$0	\$0	\$45,000
FMLA Case Management Services	14,249	0		0	14,249
GFOA Consulting	38,380	0	0	0	38,380
Hardware for System-Wide Digital					
Signage Project	48,816	0	0	0	48,816
Legal Advice and Services	33,775	0	0	0	33,775
Maintenance Agreements	112,591	0	0	0	112,591
Neighborhood Planning Services	79,500	0	0	0	79,500
Rent for Garden Valley Branch	9,261	0	0	0	9,261
Strategic Plan Implementation					
Services	7,000	0	0	0	7,000
Telecommunications	4,837	0	0	0	4,837
Website Redesign for cpl.org	2,440	0	0	0	2,440
<i>Total Committed</i>	<u>1,162,571</u>	<u>817,449</u>	<u>1,167,701</u>	<u>8,046,380</u>	<u>11,194,101</u>
<i>Assigned to</i>					
Capital Improvement Projects	0	0	8,879,920	0	8,879,920
Year 2017 Appropriation	7,278,939	0	0	0	7,278,939
Purchases on Order:					
Salaries and Benefits	17,984	0	0	0	17,984
Supplies	60,789	0	0	0	60,789
Purchased/Contracted Services	254,345	0	0	0	254,345
Library Materials	3,411,801	0	0	0	3,411,801
Capital Outlay	121,320	0	0	0	121,320
Other Purposes	18,281	0	0	157,396	175,677
<i>Total Assigned</i>	<u>11,163,459</u>	<u>0</u>	<u>8,879,920</u>	<u>157,396</u>	<u>20,200,775</u>
<i>Unassigned (Deficit)</i>	<u>16,944,427</u>	<u>0</u>	<u>0</u>	<u>(185,498)</u>	<u>16,758,929</u>
<i>Total Fund Balances</i>	<u>\$29,961,941</u>	<u>\$1,278,142</u>	<u>\$10,047,621</u>	<u>\$23,159,422</u>	<u>\$64,447,126</u>

(This page intentionally left blank)

Cleveland Public Library
Cuyahoga County
Required Supplementary Information
Schedule of the Library's Proportionate Share of the Net Pension Liability
Ohio Public Employees Retirement System - Traditional Plan
Last Three Years (1)

	2016	2015	2014
Library's Proportion of the Net Pension Liability	0.2127810%	0.2095770%	0.2095770%
Library's Proportionate Share of the Net Pension Liability	\$36,856,352	\$25,277,328	\$24,706,398
Library's Covered Payroll	\$26,483,178	\$25,694,247	\$28,189,850
Library's Proportionate Share of the Net Pension Liability as a Percentage of its Covered Payroll	139.17%	98.38%	87.64%
Plan Fiduciary Net Position as a Percentage of the Total Pension Liability	81.08%	86.45%	86.36%

(1) Although this schedule is intended to reflect information for ten years, information prior to 2014 is not available. An additional column will be added each year.

Amounts presented as of the Library's measurement date which is the prior year end.

Cleveland Public Library
Cuyahoga County
Required Supplementary Information
Schedule of Library Contributions
Ohio Public Employees Retirement System - Traditional Plan
Last Four Years (1)

	<u>2016</u>	<u>2015</u>	<u>2014</u>	<u>2013</u>
Contractually Required Contribution	\$3,288,327	\$3,177,981	\$3,083,310	\$3,664,681
Contributions in Relation to the Contractually Required Contribution	<u>(3,288,327)</u>	<u>(3,177,981)</u>	<u>(3,083,310)</u>	<u>(3,664,681)</u>
Contribution Deficiency (Excess)	<u>\$0</u>	<u>\$0</u>	<u>\$0</u>	<u>\$0</u>
Library Covered Payroll	\$27,402,725	\$26,483,178	\$25,694,247	\$28,189,850
Contributions as a Percentage of Covered Payroll	12.00%	12.00%	12.00%	13.00%

(1) Although this schedule is intended to reflect information for ten years, information prior to 2013 is not available. An additional column will be added each year.

Combining and Individual Fund Statements and Schedules

Combining Statements – Nonmajor Governmental Funds

Nonmajor Special Revenue Funds

The Special Revenue Funds are used to account for and report the proceeds of specific revenue sources that are restricted or committed to expenditures for specified purposes other than debt service or capital projects. Following is a description of the Library's nonmajor special revenue funds.

Anderson Fund - This fund was established in 1958 from a contribution from the estate of Lumyra S. Anderson. The principal amount is committed by the Library Board of Trustees and the income earned is committed to the furtherance of the work of the Education Section of the Government, Education and Social Science Department for purchases which would not normally be made from the General Fund.

Endowment for the Blind Fund – This fund was established in 1929 by the Library Board of Trustees for the provision of service to the blind and the Library continues to account for revenue received from various donors for large contributions and is restricted for service to the blind in this fund.

Founders Fund – This fund was established in 1989 combining small committed fund balances of special revenue funds and also accounts for larger donations and small grants. The principal balance was made non-expendable by the Library Board of Trustees.

Kaiser Fund – This fund was established in 1981 from a contribution from the estate of Charles A. Kaiser that is restricted to the purchase of equipment and supplies for blind and handicapped individuals.

Kraley Fund – This fund was established in 1997 from a contribution from the estate of Irene Kraley that is restricted to the support of the Music Section of Fine Arts.

Library Fund – This fund was established in 1978 and accounts for small donations that are given to a branch or department; some assigned and those that are restricted support the specified purpose or if no purpose is specified, at the discretion of the branch or department.

Pepke Fund – This fund was established in 1983 from an expendable gift that is restricted to the support of the Youth Services and the Business Department.

Wickwire Fund – This fund was established in 1935 from a portion of the estate of Metelene E. Wickwire. From 1936 through 1940, partial distributions were received. In 1940, the Library Board of Trustees authorized “that the income from the Wickwire Estate when and as received be appropriated for the Library for the Blind.”

Wittke Fund – This fund was established in 1981 from a contribution from Carl Frederick Wittke that is restricted to immigration books.

(continued)

Combining Statements – Nonmajor Governmental Funds (continued)

Nonmajor Special Revenue Funds (continued)

Young Fund – This fund was established in 1973 from the estate of Winifred Beech Young. The principal is managed by KeyBank Trust Department and the Library receives quarterly distributions restricted to providing goods and services for blind persons.

Friends Fund – This fund was established in 1958 and accounts for contributions from the Friends of the Cleveland Public Library that are restricted to the support of library programs and events.

Judd Fund – This fund was established in 1941 for annual grants from the Judd Trust administered by the Cleveland Foundation restricted to the support of services to shut-ins.

Ohio Library for the Blind and Physically Disabled (OLBPD) Fund – This fund accounts for revenue received from the State that is restricted to provide library services to the blind and physically disabled residents.

Lockwood Thompson Memorial Fund – This fund was established in 2003 for annual grants from the Cleveland Foundation's Lockwood Thompson Fund restricted to four purposes: art books or exhibit work of contemporary artists; expense of staff travel by attending learned conferences; lectures in the field of literature or the visual arts; and staff recognition.

Ohio Center for the Book Fund – This fund was established in 2003 for revenue received from the Library of Congress restricted to promoting and celebrating books, reading, literacy, and libraries to Ohio's citizens and the book community at large.

Schweinfurth Fund – This fund was established in 1991 to process purchases and reimbursement from the Schweinfurth Trust for which the Library is the sole recipient of its income restricted to the purchase of material on architecture.

Learning Centers Fund – This fund was established in 2011 with a grant from the Cleveland Foundation restricted to establishing learning centers at the branches.

LSTA Know It Now (KIN) Fund - This fund accounts for revenue received from the State that is restricted to providing 24-7 virtual reference resource sharing services.

MyCom Fund – This fund was established in 2010 with a grant from the Cleveland Foundation along with financial support from the Board of Cuyahoga County Commissioners/Family and Children First Council restricted to support and develop services for youth in targeted areas who are in transition from one stage of education or development to the next.

Combining Statements – Nonmajor Governmental Funds (continued)

Nonmajor Permanent Funds

The Permanent funds are used to account and report financial resources that are legally restricted to the extent that only earnings and not principal may be used for purposes that support the Library's programs and/or specified purposes.

Abel Fund – This fund was established in 1958 from a bequest left to the Library as part of the estate of Charles Abel. The principal amount is nonspendable and the income earned is restricted to Photography.

Ambler Fund – This fund was established from a contribution left to the Library from Dr. Henry Ambler. The principal amount is nonspendable and the income earned is restricted to Dentistry.

Beard Fund – This fund was established in 1973 from a contribution from the estate of Edmund Beard. The principal amount is nonspendable and the income earned is restricted to providing floral and plant decorations for display or as exhibits in any or all of the library buildings.

Klein Fund – This fund was established in 1930 from a contribution in memory of Adam Klein. The principal amount is nonspendable and the income earned is restricted to Judaica.

Malon/Schroeder Fund – This fund was established in 1995 from a contribution in memory of Edna Malon and Hilda Schroeder. The principal amount is nonspendable and the income earned is restricted to activities related to the Center for the Book concept, encouraging people to develop their interests in reading, writing, publishing and using books.

McDonald Fund – This fund was established in 1971 from a contribution in memory of Thomas McDonald. The principal amount is nonspendable and the income earned is restricted to the purchase of books and equipment for the Walz Branch.

Ratner Fund – This fund was established in 1979 from a bequest as part of the estate of Faye Katz Ratner. The principal amount is nonspendable and the income earned is restricted to youth services.

Root Fund – This fund was established in 1982 from a contribution in memory of Donna Root, a long time employee of the Library. The principal amount is nonspendable and the income earned is restricted to works on history.

Sugarman Fund – This fund was established in 1998 from a contribution in memory of Norman Sugarman and honoring children's librarians. The principal amount is nonspendable and the income earned is restricted to the awards in the field of children's biography.

Thompson Fund – This fund was established in 1968 from a contribution in memory of Amos Burt and Jeanne Lockwood Thompson. The principal amount is nonspendable and the income earned is restricted to the purchase of books or periodicals in the field of Fine Arts, or to defray expenses of employees of the Library while attending conventions deemed by the Director and the Board of Trustees of the Library to be beneficial to library aims and purposes.

Combining Statements – Nonmajor Governmental Funds (continued)

Nonmajor Permanent Funds (continued)

Weidenthal Fund –This fund was established in 1955 from a contribution from the estate of Lizzie Weidenthal. The principal amount is nonspendable and the income earned is restricted to Judaica.

White Fund –This fund was established in 1928 from a contribution from the estate of John G. White. The principal amount is nonspendable and the income earned is restricted to support John G. White special collections, the world’s largest chess and checkers collection.

Beard Anna Young Fund –This fund was established in 2012 from a contribution from the estate of Anna Young Beard. The principal amount is nonspendable and the income earned is restricted to providing floral and plant decorations for display or as exhibits in any or all of the Library buildings.

Cleveland Public Library
Cuyahoga County
Combining Balance Sheet
Nonmajor Governmental Funds
December 31, 2016

	Nonmajor Special Revenue Funds	Nonmajor Permanent Funds	Total Nonmajor Governmental Funds
Assets			
Equity in Pooled Cash and Cash Equivalents	\$19,080,954	\$4,499,797	\$23,580,751
Accounts Receivable	3,535	0	3,535
Intergovernmental Receivable	19,313	0	19,313
Prepaid Items	5,938	0	5,938
<i>Total Assets</i>	<u>\$19,109,740</u>	<u>\$4,499,797</u>	<u>\$23,609,537</u>
Liabilities			
Accounts Payable	\$59,575	\$0	\$59,575
Accrued Wages and Benefits	18,128	0	18,128
Intergovernmental Payable	13,490	0	13,490
Unearned Revenue	310,438	0	310,438
Interfund Payable	40,750	0	40,750
Matured Compensated Absences Payable	7,734	0	7,734
<i>Total Liabilities</i>	<u>450,115</u>	<u>0</u>	<u>450,115</u>
Fund Balances			
Nonspendable	5,938	784,317	790,255
Restricted	10,635,409	3,715,480	14,350,889
Committed	8,046,380	0	8,046,380
Assigned	157,396	0	157,396
Unassigned (Deficit)	(185,498)	0	(185,498)
<i>Total Fund Balances</i>	<u>18,659,625</u>	<u>4,499,797</u>	<u>23,159,422</u>
<i>Total Liabilities, Deferred Inflows of Resources and Fund Balances</i>	<u>\$19,109,740</u>	<u>\$4,499,797</u>	<u>\$23,609,537</u>

**Cleveland Public Library
Cuyahoga County**

Combining Statement of Revenues, Expenditures and Changes in Fund Balances

Nonmajor Governmental Funds

For the Year Ended December 31, 2016

	Nonmajor Special Revenue Funds	Nonmajor Permanent Funds	Total Nonmajor Governmental Funds
Revenues			
Intergovernmental	\$1,556,132	\$0	\$1,556,132
Investment Earnings	871,139	224,247	1,095,386
Contributions and Donations	1,227,661	0	1,227,661
<i>Total Revenues</i>	<u>3,654,932</u>	<u>224,247</u>	<u>3,879,179</u>
Expenditures			
Current:			
Administration and Support	86,142	4,053	90,195
Public Services	2,520,617	70,343	2,590,960
Capital Outlay	12,212	0	12,212
<i>Total Expenditures</i>	<u>2,618,971</u>	<u>74,396</u>	<u>2,693,367</u>
<i>Net Change in Fund Balances</i>	1,035,961	149,851	1,185,812
<i>Fund Balances Beginning of Year</i>	<u>17,623,664</u>	<u>4,349,946</u>	<u>21,973,610</u>
<i>Fund Balances End of Year</i>	<u><u>\$18,659,625</u></u>	<u><u>\$4,499,797</u></u>	<u><u>\$23,159,422</u></u>

This page intentionally left blank.

Cleveland Public Library
Cuyahoga County
Combining Balance Sheet
Nonmajor Special Revenue Funds
December 31, 2016

	Anderson	Endowment for the Blind	Founders
Assets			
Equity in Pooled Cash and			
Cash Equivalents	\$370,245	\$2,819,894	\$7,763,959
Accounts Receivable	0	0	0
Intergovernmental Receivable	0	0	0
Prepaid Items	0	0	0
<i>Total Assets</i>	<u>\$370,245</u>	<u>\$2,819,894</u>	<u>\$7,763,959</u>
Liabilities			
Accounts Payable	\$0	\$0	\$38,565
Accrued Wages and Benefits	0	0	0
Intergovernmental Payable	0	0	0
Unearned Revenue	0	0	49,259
Interfund Payable	0	0	0
Matured Compensated Absences Payable	0	0	0
<i>Total Liabilities</i>	<u>0</u>	<u>0</u>	<u>87,824</u>
Fund Balances			
Nonspendable	0	0	0
Restricted	0	2,819,894	0
Committed	370,245	0	7,676,135
Assigned	0	0	0
Unassigned (Deficit)	0	0	0
<i>Total Fund Balances (Deficit)</i>	<u>370,245</u>	<u>2,819,894</u>	<u>7,676,135</u>
<i>Total Liabilities , Deferred Inflows of Resources and Fund Balances</i>	<u>\$370,245</u>	<u>\$2,819,894</u>	<u>\$7,763,959</u>

<u>Kaiser</u>	<u>Kraley</u>	<u>Library</u>	<u>Pepke</u>	<u>Wickwire</u>
\$79,408	\$203,673	\$203,606	\$167,407	\$1,790,400
0	0	150	0	0
0	0	0	0	0
0	0	0	0	529
<u>\$79,408</u>	<u>\$203,673</u>	<u>\$203,756</u>	<u>\$167,407</u>	<u>\$1,790,929</u>
\$0	\$0	\$0	\$0	\$0
0	0	0	0	0
0	0	0	0	0
0	0	0	0	0
0	0	0	0	0
0	0	0	0	0
0	0	0	0	0
0	0	0	0	529
79,408	203,673	46,360	167,407	1,790,400
0	0	0	0	0
0	0	157,396	0	0
0	0	0	0	0
<u>79,408</u>	<u>203,673</u>	<u>203,756</u>	<u>167,407</u>	<u>1,790,929</u>
<u>\$79,408</u>	<u>\$203,673</u>	<u>\$203,756</u>	<u>\$167,407</u>	<u>\$1,790,929</u>

(continued)

Cleveland Public Library
Cuyahoga County
Combining Balance Sheet
Nonmajor Special Revenue Funds (continued)
December 31, 2016

	Wittke	Young	Friends	Judd
Assets				
Equity in Pooled Cash and				
Cash Equivalents	\$116,197	\$5,175,893	\$13,195	\$4,340
Accounts Receivable	0	0	0	0
Intergovernmental Receivable	0	0	0	0
Prepaid Items	0	0	0	0
<i>Total Assets</i>	<u>\$116,197</u>	<u>\$5,175,893</u>	<u>\$13,195</u>	<u>\$4,340</u>
Liabilities				
Accounts Payable	\$0	\$1	\$2,570	\$9,285
Accrued Wages and Benefits	0	354	0	1,838
Intergovernmental Payable	0	263	0	1,173
Unearned Revenue	0	0	13,195	0
Interfund Payable	0	0	0	0
Matured Compensated Absences Payable	0	0	0	0
<i>Total Liabilities</i>	<u>0</u>	<u>618</u>	<u>15,765</u>	<u>12,296</u>
Fund Balances				
Nonspendable	0	0	0	0
Restricted	116,197	5,175,275	0	0
Committed	0	0	0	0
Assigned	0	0	0	0
Unassigned (Deficit)	0	0	(2,570)	(7,956)
<i>Total Fund Balances (Deficit)</i>	<u>116,197</u>	<u>5,175,275</u>	<u>(2,570)</u>	<u>(7,956)</u>
<i>Total Liabilities , Deferred Inflows of Resources and Fund Balances</i>	<u>\$116,197</u>	<u>\$5,175,893</u>	<u>\$13,195</u>	<u>\$4,340</u>

<u>OLBPD</u>	<u>Lockwood Thompson Memorial</u>	<u>Ohio Center For The Book</u>	<u>Schweinfurth</u>
\$5,671	\$157,800	\$0	\$122,685
0	0	900	2,485
0	0	0	0
5,409	0	0	0
<u>\$11,080</u>	<u>\$157,800</u>	<u>\$900</u>	<u>\$125,170</u>
\$72	\$3,957	\$0	\$0
15,936	0	0	0
12,054	0	0	0
139,350	21,175	0	21,943
0	0	0	0
7,734	0	0	0
<u>175,146</u>	<u>25,132</u>	<u>0</u>	<u>21,943</u>
5,409	0	0	0
0	132,668	900	103,227
0	0	0	0
0	0	0	0
(169,475)	0	0	0
<u>(164,066)</u>	<u>132,668</u>	<u>900</u>	<u>103,227</u>
<u>\$11,080</u>	<u>\$157,800</u>	<u>\$900</u>	<u>\$125,170</u>

(continued)

Cleveland Public Library
Cuyahoga County
Combining Balance Sheet
Nonmajor Special Revenue Funds (continued)
December 31, 2016

	Learning Centers	MyCom	Total Nonmajor Special Revenue Funds
Assets			
Equity in Pooled Cash and Cash Equivalents	\$65,516	\$21,065	\$19,080,954
Accounts Receivable	0	0	3,535
Intergovernmental Receivable	0	19,313	19,313
Prepaid Items	0	0	5,938
<i>Total Assets</i>	<u>\$65,516</u>	<u>\$40,378</u>	<u>\$19,109,740</u>
Liabilities			
Accounts Payable	\$0	\$5,125	\$59,575
Accrued Wages and Benefits	0	0	18,128
Intergovernmental Payable	0	0	13,490
Unearned Revenue	65,516	0	310,438
Interfund Payable	0	40,750	40,750
Matured Compensated Absences Payable	0	0	7,734
<i>Total Liabilities</i>	<u>65,516</u>	<u>45,875</u>	<u>450,115</u>
Fund Balances			
Nonspendable	0	0	5,938
Restricted	0	0	10,635,409
Committed	0	0	8,046,380
Assigned	0	0	157,396
Unassigned (Deficit)	0	(5,497)	(185,498)
<i>Total Fund Balances (Deficit)</i>	<u>0</u>	<u>(5,497)</u>	<u>18,659,625</u>
<i>Total Liabilities , Deferred Inflows of Resources and Fund Balances</i>	<u>\$65,516</u>	<u>\$40,378</u>	<u>\$19,109,740</u>

**Cleveland Public Library
Cuyahoga County**

*Combining Statement of Revenues, Expenditures and Changes in Fund Balances
Nonmajor Special Revenue Funds
For the Year Ended December 31, 2016*

	Anderson	Endowment for the Blind	Founders
Revenues			
Intergovernmental	\$0	\$0	\$0
Investment Earnings	18,322	140,109	330,638
Contributions and Donations	0	0	593,390
<i>Total Revenues</i>	<u>18,322</u>	<u>140,109</u>	<u>924,028</u>
Expenditures			
Current:			
Administration and Support	0	0	44,641
Public Services	0	23,056	287,772
Capital Outlay	0	0	2,216
<i>Total Expenditures</i>	<u>0</u>	<u>23,056</u>	<u>334,629</u>
<i>Net Change in Fund Balances</i>	18,322	117,053	589,399
<i>Fund Balances (Deficit) Beginning of Year</i>	<u>351,923</u>	<u>2,702,841</u>	<u>7,086,736</u>
<i>Fund Balances (Deficit) End of Year</i>	<u>\$370,245</u>	<u>\$2,819,894</u>	<u>\$7,676,135</u>

(continued)

**Cleveland Public Library
Cuyahoga County**

*Combining Statement of Revenues, Expenditures and Changes in Fund Balances
Nonmajor Special Revenue Funds (continued)
For the Year Ended December 31, 2016*

	Kaiser	Kralej	Library
Revenues			
Intergovernmental	\$0	\$0	\$0
Investment Earnings	3,983	10,156	8,860
Contributions and Donations	0	0	6,015
<i>Total Revenues</i>	<u>3,983</u>	<u>10,156</u>	<u>14,875</u>
Expenditures			
Current:			
Administration and Support	0	0	0
Public Services	0	5,979	18,975
Capital Outlay	0	0	9,996
<i>Total Expenditures</i>	<u>0</u>	<u>5,979</u>	<u>28,971</u>
<i>Net Change in Fund Balances</i>	3,983	4,177	(14,096)
<i>Fund Balances (Deficit) Beginning of Year</i>	<u>75,425</u>	<u>199,496</u>	<u>217,852</u>
<i>Fund Balances (Deficit) End of Year</i>	<u>\$79,408</u>	<u>\$203,673</u>	<u>\$203,756</u>

<u>Pepke</u>	<u>Wickwire</u>	<u>Wittke</u>	<u>Young</u>	<u>Friends</u>
\$0	\$0	\$0	\$0	\$0
8,197	88,815	5,826	256,233	0
0	0	0	50,230	16,305
<u>8,197</u>	<u>88,815</u>	<u>5,826</u>	<u>306,463</u>	<u>16,305</u>
0	0	0	0	0
0	20,428	0	51,492	18,875
0	0	0	0	0
<u>0</u>	<u>20,428</u>	<u>0</u>	<u>51,492</u>	<u>18,875</u>
8,197	68,387	5,826	254,971	(2,570)
159,210	1,722,542	110,371	4,920,304	0
<u>\$167,407</u>	<u>\$1,790,929</u>	<u>\$116,197</u>	<u>\$5,175,275</u>	<u>(\$2,570)</u>

(continued)

**Cleveland Public Library
Cuyahoga County**

*Combining Statement of Revenues, Expenditures and Changes in Fund Balances
Nonmajor Special Revenue Funds (continued)
For the Year Ended December 31, 2016*

	Judd	OLBPD	Lockwood Thompson Memorial	Ohio Center For The Book
Revenues				
Intergovernmental	\$0	\$1,502,579	\$0	\$0
Investment Earnings	0	0	0	0
Contributions and Donations	230,207	0	159,224	900
<i>Total Revenues</i>	<u>230,207</u>	<u>1,502,579</u>	<u>159,224</u>	<u>900</u>
Expenditures				
Current:				
Administration and Support	0	0	41,501	0
Public Services	240,231	1,503,195	115,918	900
Capital Outlay	0	0	0	0
<i>Total Expenditures</i>	<u>240,231</u>	<u>1,503,195</u>	<u>157,419</u>	<u>900</u>
<i>Net Change in Fund Balances</i>	(10,024)	(616)	1,805	0
<i>Fund Balances (Deficit) Beginning of Year</i>	<u>2,068</u>	<u>(163,450)</u>	<u>130,863</u>	<u>900</u>
<i>Fund Balances (Deficit) End of Year</i>	<u>(\$7,956)</u>	<u>(\$164,066)</u>	<u>\$132,668</u>	<u>\$900</u>

Schweinfurth	Learning Centers	LSTA KIN	MyCom	Total Nonmajor Special Revenue Funds
\$0	\$0	\$0	\$53,553	\$1,556,132
0	0	0	0	871,139
64,906	106,484	0	0	1,227,661
64,906	106,484	0	53,553	3,654,932
0	0	0	0	86,142
41,204	106,484	27,058	59,050	2,520,617
0	0	0	0	12,212
41,204	106,484	27,058	59,050	2,618,971
23,702	0	(27,058)	(5,497)	1,035,961
79,525	0	27,058	0	17,623,664
\$103,227	\$0	\$0	(\$5,497)	\$18,659,625

Cleveland Public Library
Cuyahoga County
Combining Balance Sheet
Nonmajor Permanent Funds
December 31, 2016

	Abel	Ambler	Beard	Klein
Assets				
Equity in Pooled Cash and Cash Equivalents	\$292,396	\$2,973	\$173,605	\$7,007
 Fund Balances				
Nonspendable	\$10,000	\$200	\$8,886	\$500
Restricted	282,396	2,773	164,719	6,507
<i>Total Fund Balances</i>	\$292,396	\$2,973	\$173,605	\$7,007

<u>Malon/ Schroeder</u>	<u>McDonald</u>	<u>Ratner</u>	<u>Root</u>	<u>Sugarman</u>	<u>Thompson</u>
<u>\$334,345</u>	<u>\$244,696</u>	<u>\$121,283</u>	<u>\$51,067</u>	<u>\$221,486</u>	<u>\$197,190</u>
\$110,000	\$8,932	\$5,000	\$6,000	\$148,377	\$43,754
<u>224,345</u>	<u>235,764</u>	<u>116,283</u>	<u>45,067</u>	<u>73,109</u>	<u>153,436</u>
<u>\$334,345</u>	<u>\$244,696</u>	<u>\$121,283</u>	<u>\$51,067</u>	<u>\$221,486</u>	<u>\$197,190</u>

(continued)

Cleveland Public Library
Cuyahoga County
Combining Balance Sheet
Nonmajor Permanent Funds (continued)
December 31, 2016

	<u>Weidenthal</u>	<u>White</u>	<u>Beard Anna Young</u>	<u>Total Nonmajor Permanent Funds</u>
Assets				
Equity in Pooled Cash and Cash Equivalents	<u>\$8,605</u>	<u>\$2,752,910</u>	<u>\$92,234</u>	<u>\$4,499,797</u>
Fund Balances				
Nonspendable	\$500	\$374,887	\$67,281	\$784,317
Restricted	<u>8,105</u>	<u>2,378,023</u>	<u>24,953</u>	<u>3,715,480</u>
<i>Total Fund Balances</i>	<u>\$8,605</u>	<u>\$2,752,910</u>	<u>\$92,234</u>	<u>\$4,499,797</u>

Cleveland Public Library

Cuyahoga County

Combining Statement of Revenues, Expenditures and Changes in Fund Balances

Nonmajor Permanent Funds

For the Year Ended December 31, 2016

	<u>Abel</u>	<u>Ambler</u>	<u>Beard</u>	<u>Klein</u>
Revenues				
Investment Earnings	<u>\$14,258</u>	<u>\$146</u>	<u>\$8,581</u>	<u>\$344</u>
Expenditures				
Current:				
Administration and Support	0	0	2,527	0
Public Services	<u>895</u>	<u>0</u>	<u>0</u>	<u>0</u>
<i>Total Expenditures</i>	<u>895</u>	<u>0</u>	<u>2,527</u>	<u>0</u>
<i>Net Change in Fund Balances</i>	13,363	146	6,054	344
<i>Fund Balances Beginning of Year</i>	<u>279,033</u>	<u>2,827</u>	<u>167,551</u>	<u>6,663</u>
<i>Fund Balances End of Year</i>	<u><u>\$292,396</u></u>	<u><u>\$2,973</u></u>	<u><u>\$173,605</u></u>	<u><u>\$7,007</u></u>

(continued)

Cleveland Public Library

Cuyahoga County

Combining Statement of Revenues, Expenditures and Changes in Fund Balances

Nonmajor Permanent Funds (continued)

For the Year Ended December 31, 2016

	<u>Malon/ Schroeder</u>	<u>McDonald</u>	<u>Ratner</u>	<u>Root</u>
Revenues				
Investment Earnings	<u>\$16,905</u>	<u>\$12,017</u>	<u>\$5,930</u>	<u>\$2,543</u>
Expenditures				
Current:				
Administration and Support	0	0	0	0
Public Services	<u>7,397</u>	<u>0</u>	<u>0</u>	<u>0</u>
<i>Total Expenditures</i>	<u>7,397</u>	<u>0</u>	<u>0</u>	<u>0</u>
<i>Net Change in Fund Balances</i>	9,508	12,017	5,930	2,543
<i>Fund Balances Beginning of Year</i>	<u>324,837</u>	<u>232,679</u>	<u>115,353</u>	<u>48,524</u>
<i>Fund Balances End of Year</i>	<u><u>\$334,345</u></u>	<u><u>\$244,696</u></u>	<u><u>\$121,283</u></u>	<u><u>\$51,067</u></u>

<u>Sugarman</u>	<u>Thompson</u>	<u>Weidenthal</u>	<u>White</u>	<u>Beard Anna Young</u>	<u>Total Nonmajor Permanent Funds</u>
<u>\$10,940</u>	<u>\$9,731</u>	<u>\$424</u>	<u>\$137,829</u>	<u>\$4,599</u>	<u>\$224,247</u>
0	0	0	0	1,526	4,053
<u>11,618</u>	<u>2,850</u>	<u>0</u>	<u>47,583</u>	<u>0</u>	<u>70,343</u>
<u>11,618</u>	<u>2,850</u>	<u>0</u>	<u>47,583</u>	<u>1,526</u>	<u>74,396</u>
(678)	6,881	424	90,246	3,073	149,851
<u>222,164</u>	<u>190,309</u>	<u>8,181</u>	<u>2,662,664</u>	<u>89,161</u>	<u>4,349,946</u>
<u>\$221,486</u>	<u>\$197,190</u>	<u>\$8,605</u>	<u>\$2,752,910</u>	<u>\$92,234</u>	<u>\$4,499,797</u>

Combining Statements – Fiduciary Funds

Fiduciary fund reporting focuses on net position and changes in net position. The fiduciary fund category is split into four classifications: pension trust funds, investment trust funds, private purpose trust funds and agency funds. Trust funds are used to account for assets held by the Library under a trust agreement for individuals, private organizations, or other governments and are therefore not available to support the Library's own programs. The Library has no trust funds. Agency funds are purely custodial (assets equal liabilities) and thus do not involve measurement of results of operations.

Agency Fund

CLEVNET Fines & Fees Fund – This fund accounts for and reports resources that belong to the member libraries of the CLEVNET consortium, accounting for the collection of online payments of fines and fees until they are forwarded to the proper organization.

Cleveland Public Library
Cuyahoga County
Combining Statement of Changes in Assets and Liabilities
Agency Fund
For the Year Ended December 31, 2016

	Balance 12/31/15	Additions	Reductions	Balance 12/31/16
<i>CLEVNET Fines & Fees</i>				
Assets				
Equity in Pooled Cash and Cash Equivalents	\$7,506	\$110,161	\$117,667	\$0
Liabilities				
Due to Others	\$7,506	\$110,161	\$117,667	\$0

**Individual Fund Schedules of Revenues, Expenditures/Expenses
and Changes in Fund Balances/Equity –
Budget (Non-GAAP Basis) and Actual**

Cleveland Public Library
Cuyahoga County
Schedule of Revenues, Expenditures and Changes
in Fund Balance - Budget (Non-GAAP Basis) and Actual
General Fund
For the Year Ended December 31, 2016

	<u>Budgeted Amounts</u>			Variance with Final Budget Positive (Negative)
	<u>Original</u>	<u>Final</u>	<u>Actual</u>	
Revenues				
Property and Other Taxes	\$21,766,764	\$25,322,947	\$25,338,596	\$15,649
Fines and Fees	399,000	399,000	382,844	(16,156)
Intergovernmental	24,569,234	24,442,373	24,446,630	4,257
Investment Earnings	320,863	422,870	451,089	28,219
Contributions and Donations	0	1,260	1,365	105
Miscellaneous	1,363,614	1,252,555	1,449,476	196,921
<i>Total Revenues</i>	<u>48,419,475</u>	<u>51,841,005</u>	<u>52,070,000</u>	<u>228,995</u>
Expenditures				
Current:				
Administration and Support				
Salaries and Wages	12,283,186	12,237,381	12,190,843	46,538
Supplies	916,979	835,300	601,787	233,513
Purchased Services	8,359,442	8,189,099	7,791,753	397,346
Library Materials	241,900	241,900	233,872	8,028
Other	117,097	113,797	88,807	24,990
<i>Total Administration and Support</i>	<u>21,918,604</u>	<u>21,617,477</u>	<u>20,907,062</u>	<u>710,415</u>
Public Services				
Salaries and Wages	22,784,486	23,251,975	23,251,975	0
Supplies	215,102	299,541	299,541	0
Purchased Services	3,727,925	3,488,268	3,400,873	87,395
Library Materials	10,429,738	10,429,738	10,392,034	37,704
Other	21,294	40,553	39,667	886
<i>Total Public Services</i>	<u>37,178,545</u>	<u>37,510,075</u>	<u>37,384,090</u>	<u>125,985</u>
Capital Outlay				
Improvements	0	690	690	0
Furniture and Equipment	493,976	517,799	351,992	165,807
Computer Hardware/Software	1,175,687	1,178,232	979,896	198,336
<i>Total Capital Outlay</i>	<u>1,669,663</u>	<u>1,696,721</u>	<u>1,332,578</u>	<u>364,143</u>
<i>Total Expenditures</i>	<u>60,766,812</u>	<u>60,824,273</u>	<u>59,623,730</u>	<u>1,200,543</u>
<i>Excess of Revenues Under Expenditures</i>	<u>(12,347,337)</u>	<u>(8,983,268)</u>	<u>(7,553,730)</u>	<u>1,429,538</u>
Other Financing Sources (Uses)				
Advances In	0	0	138,660	138,660
Advances Out	0	0	(70,250)	(70,250)
Transfers Out	0	(1,500,000)	(1,500,000)	0
<i>Total Other Financing Sources (Uses)</i>	<u>0</u>	<u>(1,500,000)</u>	<u>(1,431,590)</u>	<u>68,410</u>
<i>Net Change in Fund Balance</i>	<u>(12,347,337)</u>	<u>(10,483,268)</u>	<u>(8,985,320)</u>	<u>1,497,948</u>
<i>Fund Balance Beginning of Year</i>	<u>24,456,563</u>	<u>24,456,563</u>	<u>24,456,563</u>	<u>0</u>
Prior Year Encumbrances Appropriated	5,848,058	5,848,058	5,848,058	0
<i>Fund Balance End of Year</i>	<u>\$17,957,284</u>	<u>\$19,821,353</u>	<u>\$21,319,301</u>	<u>\$1,497,948</u>

Cleveland Public Library
Cuyahoga County
Schedule of Revenues, Expenditures and Changes
in Fund Balance - Budget (Non-GAAP Basis) and Actual
CLEVNET Fund
For the Year Ended December 31, 2016

	<u>Budgeted Amounts</u>			Variance with Final Budget Positive (Negative)
	<u>Original</u>	<u>Final</u>	<u>Actual</u>	
Revenues				
Charges for Services	\$5,037,730	\$5,037,730	\$5,069,704	\$31,974
Miscellaneous	0	70,890	70,890	0
<i>Total Revenues</i>	<u>5,037,730</u>	<u>5,108,620</u>	<u>5,140,594</u>	<u>31,974</u>
Expenditures				
Current:				
Administration and Support				
Salaries and Wages	1,878,835	1,701,535	1,658,315	43,220
Supplies	11,339	25,339	14,083	11,256
Purchased Services	1,316,477	1,343,718	1,201,040	142,678
Library Materials	1,121,164	1,121,164	1,121,099	65
Other	456,949	794,167	794,167	0
Total Administration and Support	4,784,764	4,985,923	4,788,704	197,219
Capital Outlay				
Computer Hardware/Software	585,547	613,696	487,799	125,897
<i>Total Expenditures</i>	<u>5,370,311</u>	<u>5,599,619</u>	<u>5,276,503</u>	<u>323,116</u>
<i>Net Change in Fund Balance</i>	(332,581)	(490,999)	(135,909)	355,090
<i>Fund Balance Beginning of Year</i>	158,419	158,419	158,419	0
Prior Year Encumbrances Appropriated	332,580	332,580	332,580	0
<i>Fund Balance End of Year</i>	<u>\$158,418</u>	<u>\$0</u>	<u>\$355,090</u>	<u>\$355,090</u>

Cleveland Public Library
Cuyahoga County
Schedule of Revenues, Expenditures and Changes
in Fund Balance - Budget (Non-GAAP Basis) and Actual
Building and Repair Fund
For the Year Ended December 31, 2016

	<u>Budgeted Amounts</u>			Variance with Final Budget Positive (Negative)
	<u>Original</u>	<u>Final</u>	<u>Actual</u>	
Revenues				
Miscellaneous	\$0	\$3,500	\$3,500	\$0
Expenditures				
Capital Outlay				
Building Repairs	4,966,924	4,491,994	14,874	4,477,120
Construction/Improvements	4,585,356	6,147,029	5,311,748	835,281
Furniture and Equipment	2,707,636	4,073,554	509,560	3,563,994
Computer Hardware/Software	27,073	39,547	39,547	0
<i>Total Expenditures</i>	<u>12,286,989</u>	<u>14,752,124</u>	<u>5,875,729</u>	<u>8,876,395</u>
<i>Excess of Revenues Under Expenditures</i>	(12,286,989)	(14,748,624)	(5,872,229)	8,876,395
Other Financing Sources				
Transfers In	0	1,500,000	1,500,000	0
<i>Net Change in Fund Balance</i>	(12,286,989)	(13,248,624)	(4,372,229)	8,876,395
<i>Fund Balance Beginning of Year</i>	9,083,635	9,083,635	9,083,635	0
Prior Year Encumbrances Appropriated	4,164,989	4,164,989	4,164,989	0
<i>Fund Balance End of Year</i>	<u>\$961,635</u>	<u>\$0</u>	<u>\$8,876,395</u>	<u>\$8,876,395</u>

Cleveland Public Library
Cuyahoga County
Schedule of Revenues, Expenditures and Changes
in Fund Balance - Budget (Non-GAAP Basis) and Actual
Anderson Fund
For the Year Ended December 31, 2016

	<u>Budgeted Amounts</u>		<u>Actual</u>	Variance with Final Budget Positive (Negative)
	<u>Original</u>	<u>Final</u>		
Revenues				
Investment Earnings	\$11,000	\$11,000	\$21,960	\$10,960
Expenditures				
Current:				
Public Services	247,300	267,154	0	267,154
<i>Net Change in Fund Balance</i>	(236,300)	(256,154)	21,960	278,114
<i>Fund Balance Beginning of Year</i>	276,297	276,297	276,297	0
<i>Fund Balance End of Year</i>	<u>\$39,997</u>	<u>\$20,143</u>	<u>\$298,257</u>	<u>\$278,114</u>

Cleveland Public Library
Cuyahoga County
Schedule of Revenues, Expenditures and Changes
in Fund Balance - Budget (Non-GAAP Basis) and Actual
Endowment for the Blind Fund
For the Year Ended December 31, 2016

	<u>Budgeted Amounts</u>		<u>Actual</u>	Variance with Final Budget Positive (Negative)
	<u>Original</u>	<u>Final</u>		
Revenues				
Investment Earnings	\$84,400	\$84,400	\$167,929	\$83,529
Expenditures				
Current:				
Public Services	20,750	24,654	23,056	1,598
Capital Outlay	2,120,650	2,230,012	0	2,230,012
<i>Total Expenditures</i>	<u>2,141,400</u>	<u>2,254,666</u>	<u>23,056</u>	<u>2,231,610</u>
<i>Net Change in Fund Balance</i>	(2,057,000)	(2,170,266)	144,873	2,315,139
<i>Fund Balance Beginning of Year</i>	<u>2,170,266</u>	<u>2,170,266</u>	<u>2,170,266</u>	<u>0</u>
<i>Fund Balance End of Year</i>	<u>\$113,266</u>	<u>\$0</u>	<u>\$2,315,139</u>	<u>\$2,315,139</u>

Cleveland Public Library
Cuyahoga County
Schedule of Revenues, Expenditures and Changes
in Fund Balance - Budget (Non-GAAP Basis) and Actual
Founders Fund
For the Year Ended December 31, 2016

	Budgeted Amounts		Actual	Variance with Final Budget Positive (Negative)
	Original	Final		
Revenues				
Investment Earnings	\$208,200	\$208,200	\$430,858	\$222,658
Contributions and Donations	0	572,327	513,827	(58,500)
<i>Total Revenues</i>	208,200	780,527	944,685	164,158
Expenditures				
Current:				
Administration and Support	10,987	125,988	48,957	77,031
Public Services	2,981,821	4,149,612	464,611	3,685,001
Capital Outlay	1,266	134,811	6,192	128,619
<i>Total Expenditures</i>	2,994,074	4,410,411	519,760	3,890,651
<i>Net Change in Fund Balance</i>	(2,785,874)	(3,629,884)	424,925	4,054,809
<i>Fund Balance Beginning of Year</i>	5,885,672	5,885,672	5,885,672	0
Prior Year Encumbrances Appropriated	208,874	208,874	208,874	0
<i>Fund Balance End of Year</i>	\$3,308,672	\$2,464,662	\$6,519,471	\$4,054,809

Cleveland Public Library
Cuyahoga County
Schedule of Revenues, Expenditures and Changes
in Fund Balance - Budget (Non-GAAP Basis) and Actual
Kaiser Fund
For the Year Ended December 31, 2016

	Budgeted Amounts		Actual	Variance with Final Budget Positive (Negative)
	Original	Final		
Revenues				
Investment Earnings	\$2,300	\$2,300	\$4,773	\$2,473
Expenditures				
Current:				
Public Services	57,700	60,914	0	60,914
<i>Net Change in Fund Balance</i>	(55,400)	(58,614)	4,773	63,387
<i>Fund Balance Beginning of Year</i>	58,614	58,614	58,614	0
<i>Fund Balance End of Year</i>	\$3,214	\$0	\$63,387	\$63,387

Cleveland Public Library
Cuyahoga County
Schedule of Revenues, Expenditures and Changes
in Fund Balance - Budget (Non-GAAP Basis) and Actual
Kraley Fund
For the Year Ended December 31, 2016

	<u>Budgeted Amounts</u>		<u>Actual</u>	Variance with Final Budget Positive (Negative)
	<u>Original</u>	<u>Final</u>		
Revenues				
Investment Earnings	\$6,400	\$6,400	\$12,772	\$6,372
Expenditures				
Current:				
Public Services	<u>177,061</u>	<u>186,070</u>	<u>6,290</u>	<u>179,780</u>
<i>Net Change in Fund Balance</i>	(170,661)	(179,670)	6,482	186,152
<i>Fund Balance Beginning of Year</i>	179,009	179,009	179,009	0
Prior Year Encumbrances Appropriated	<u>661</u>	<u>661</u>	<u>661</u>	<u>0</u>
<i>Fund Balance End of Year</i>	<u>\$9,009</u>	<u>\$0</u>	<u>\$186,152</u>	<u>\$186,152</u>

Cleveland Public Library
Cuyahoga County
Schedule of Revenues, Expenditures and Changes
in Fund Balance - Budget (Non-GAAP Basis) and Actual
Library Fund
For the Year Ended December 31, 2016

	<u>Budgeted Amounts</u>		<u>Actual</u>	Variance with Final Budget Positive (Negative)
	<u>Original</u>	<u>Final</u>		
Revenues				
Investment Earnings	\$5,700	\$5,700	\$12,825	\$7,125
Contributions and Donations	5,000	5,000	6,515	1,515
<i>Total Revenues</i>	<u>10,700</u>	<u>10,700</u>	<u>19,340</u>	<u>8,640</u>
Expenditures				
Current:				
Administration and Support	116,200	144,560	0	144,560
Public Services	36,011	31,872	21,980	9,892
Capital Outlay	0	12,390	10,196	2,194
<i>Total Expenditures</i>	<u>152,211</u>	<u>188,822</u>	<u>32,176</u>	<u>156,646</u>
<i>Net Change in Fund Balance</i>	(141,511)	(178,122)	(12,836)	165,286
<i>Fund Balance Beginning of Year</i>	177,111	177,111	177,111	0
Prior Year Encumbrances Appropriated	1,011	1,011	1,011	0
<i>Fund Balance End of Year</i>	<u>\$36,611</u>	<u>\$0</u>	<u>\$165,286</u>	<u>\$165,286</u>

Cleveland Public Library
Cuyahoga County
Schedule of Revenues, Expenditures and Changes
in Fund Balance - Budget (Non-GAAP Basis) and Actual
Pepke Fund
For the Year Ended December 31, 2016

	<u>Budgeted Amounts</u>		<u>Actual</u>	Variance with Final Budget Positive (Negative)
	<u>Original</u>	<u>Final</u>		
Revenues				
Investment Earnings	\$4,800	\$4,800	\$8,338	\$3,538
Expenditures				
Current:				
Public Services	<u>115,200</u>	<u>132,546</u>	<u>0</u>	<u>132,546</u>
<i>Net Change in Fund Balance</i>	(110,400)	(127,746)	8,338	136,084
<i>Fund Balance Beginning of Year</i>	<u>127,746</u>	<u>127,746</u>	<u>127,746</u>	<u>0</u>
<i>Fund Balance End of Year</i>	<u><u>\$17,346</u></u>	<u><u>\$0</u></u>	<u><u>\$136,084</u></u>	<u><u>\$136,084</u></u>

Cleveland Public Library
Cuyahoga County
Schedule of Revenues, Expenditures and Changes
in Fund Balance - Budget (Non-GAAP Basis) and Actual
Wickwire Fund
For the Year Ended December 31, 2016

	<u>Budgeted Amounts</u>		<u>Actual</u>	Variance with Final Budget Positive (Negative)
	<u>Original</u>	<u>Final</u>		
Revenues				
Investment Earnings	\$54,600	\$54,600	\$112,542	\$57,942
Expenditures				
Current:				
Public Services	<u>1,312,452</u>	<u>1,397,368</u>	<u>21,284</u>	<u>1,376,084</u>
<i>Net Change in Fund Balance</i>	(1,257,852)	(1,342,768)	91,258	1,434,026
<i>Fund Balance Beginning of Year</i>	1,349,668	1,349,668	1,349,668	0
Prior Year Encumbrances Appropriated	<u>352</u>	<u>352</u>	<u>352</u>	<u>0</u>
<i>Fund Balance End of Year</i>	<u><u>\$92,168</u></u>	<u><u>\$7,252</u></u>	<u><u>\$1,441,278</u></u>	<u><u>\$1,434,026</u></u>

Cleveland Public Library
Cuyahoga County
Schedule of Revenues, Expenditures and Changes
in Fund Balance - Budget (Non-GAAP Basis) and Actual
Wittke Fund
For the Year Ended December 31, 2016

	Budgeted Amounts		Actual	Variance with Final Budget Positive (Negative)
	Original	Final		
Revenues				
Investment Earnings	\$3,400	\$3,400	\$6,982	\$3,582
Expenditures				
Current:				
Public Services	84,900	89,666	0	89,666
<i>Net Change in Fund Balance</i>	(81,500)	(86,266)	6,982	93,248
<i>Fund Balance Beginning of Year</i>	86,266	86,266	86,266	0
<i>Fund Balance End of Year</i>	\$4,766	\$0	\$93,248	\$93,248

Cleveland Public Library
Cuyahoga County
Schedule of Revenues, Expenditures and Changes
in Fund Balance - Budget (Non-GAAP Basis) and Actual
Young Fund
For the Year Ended December 31, 2016

	<u>Budgeted Amounts</u>		<u>Actual</u>	Variance with Final Budget Positive (Negative)
	<u>Original</u>	<u>Final</u>		
Revenues				
Investment Earnings	\$150,400	\$150,400	\$285,465	\$135,065
Contributions and Donations	50,000	50,000	50,230	230
<i>Total Revenues</i>	200,400	200,400	335,695	135,295
Expenditures				
Current:				
Public Services	3,869,500	4,200,762	51,599	4,149,163
<i>Net Change in Fund Balance</i>	(3,669,100)	(4,000,362)	284,096	4,284,458
<i>Fund Balance Beginning of Year</i>	4,000,362	4,000,362	4,000,362	0
<i>Fund Balance End of Year</i>	\$331,262	\$0	\$4,284,458	\$4,284,458

Cleveland Public Library
Cuyahoga County
Schedule of Revenues, Expenditures and Changes
in Fund Balance - Budget (Non-GAAP Basis) and Actual
Friends Fund
For the Year Ended December 31, 2016

	Budgeted Amounts		Actual	Variance with Final Budget Positive (Negative)
	Original	Final		
Revenues				
Contributions and Donations	\$29,500	\$29,500	\$29,500	\$0
Expenditures				
Current:				
Public Services	29,500	29,500	24,500	5,000
<i>Excess of Revenues Over Expenditures</i>	0	0	5,000	5,000
Other Financing Sources (Uses)				
Advances In	0	0	29,500	29,500
Advances Out	0	0	(29,500)	(29,500)
<i>Total Other Financing Sources (Uses)</i>	0	0	0	0
<i>Net Change in Fund Balance</i>	0	0	5,000	5,000
<i>Fund Balance Beginning of Year</i>	0	0	0	0
<i>Fund Balance End of Year</i>	\$0	\$0	\$5,000	\$5,000

Cleveland Public Library
Cuyahoga County
Schedule of Revenues, Expenditures and Changes
in Fund Balance - Budget (Non-GAAP Basis) and Actual
Judd Fund
For the Year Ended December 31, 2016

	<u>Budgeted Amounts</u>		<u>Actual</u>	<u>Variance with Final Budget Positive (Negative)</u>
	<u>Original</u>	<u>Final</u>		
Revenues				
Contributions and Donations	\$200,000	\$230,207	\$230,207	\$0
Expenditures				
Current:				
Public Services	<u>205,972</u>	<u>236,179</u>	<u>236,179</u>	<u>0</u>
<i>Net Change in Fund Balance</i>	(5,972)	(5,972)	(5,972)	0
<i>Fund Balance Beginning of Year</i>	0	0	0	0
Prior Year Encumbrances Appropriated	<u>5,972</u>	<u>5,972</u>	<u>5,972</u>	<u>0</u>
<i>Fund Balance End of Year</i>	<u>\$0</u>	<u>\$0</u>	<u>\$0</u>	<u>\$0</u>

Cleveland Public Library
Cuyahoga County
Schedule of Revenues, Expenditures and Changes
in Fund Balance - Budget (Non-GAAP Basis) and Actual
Ohio Library for the Blind and Physically Disabled (OLBPD) Fund
For the Year Ended December 31, 2016

	<u>Budgeted Amounts</u>			Variance with Final Budget Positive (Negative)
	<u>Original</u>	<u>Final</u>	<u>Actual</u>	
Revenues				
Intergovernmental	\$1,508,194	\$1,508,194	\$1,508,194	\$0
Expenditures				
Current:				
Public Services	<u>1,522,338</u>	<u>1,508,194</u>	<u>1,515,486</u>	<u>(7,292)</u>
<i>Net Change in Fund Balance</i>	(14,144)	0	(7,292)	(7,292)
<i>Fund Balance (Deficit) Beginning of Year</i>	(14,144)	(14,144)	(14,144)	0
Prior Year Encumbrances Appropriated	<u>14,144</u>	<u>14,144</u>	<u>14,144</u>	<u>0</u>
<i>Fund Balance (Deficit) End of Year</i>	<u>(\$14,144)</u>	<u>\$0</u>	<u>(\$7,292)</u>	<u>(\$7,292)</u>

Cleveland Public Library
Cuyahoga County
Schedule of Revenues, Expenditures and Changes
in Fund Balance - Budget (Non-GAAP Basis) and Actual
Lockwood Thompson Memorial Fund
For the Year Ended December 31, 2016

	<u>Budgeted Amounts</u>		<u>Actual</u>	Variance with Final Budget Positive (Negative)
	<u>Original</u>	<u>Final</u>		
Revenues				
Contributions and Donations	\$165,000	\$180,399	\$180,399	\$0
Expenditures				
Current:				
Administration and Support	47,535	60,905	51,750	9,155
Public Services	199,416	256,119	247,645	8,474
<i>Total Expenditures</i>	<u>246,951</u>	<u>317,024</u>	<u>299,395</u>	<u>17,629</u>
<i>Net Change in Fund Balance</i>	(81,951)	(136,625)	(118,996)	17,629
<i>Fund Balance Beginning of Year</i>	54,674	54,674	54,674	0
Prior Year Encumbrances Appropriated	<u>81,951</u>	<u>81,951</u>	<u>81,951</u>	<u>0</u>
<i>Fund Balance End of Year</i>	<u>\$54,674</u>	<u>\$0</u>	<u>\$17,629</u>	<u>\$17,629</u>

Cleveland Public Library
Cuyahoga County
Schedule of Revenues, Expenditures and Changes
in Fund Balance - Budget (Non-GAAP Basis) and Actual
Ohio Center for the Book Fund
For the Year Ended December 31, 2016

	<u>Budgeted Amounts</u>			Variance with Final Budget Positive (Negative)
	<u>Original</u>	<u>Final</u>	<u>Actual</u>	
Revenues				
Contributions and Donations	\$900	\$900	\$900	\$0
Expenditures				
Current:				
Public Services	<u>900</u>	<u>900</u>	<u>900</u>	<u>0</u>
<i>Net Change in Fund Balance</i>	0	0	0	0
<i>Fund Balance Beginning of Year</i>	<u>0</u>	<u>0</u>	<u>0</u>	<u>0</u>
<i>Fund Balance End of Year</i>	<u><u>\$0</u></u>	<u><u>\$0</u></u>	<u><u>\$0</u></u>	<u><u>\$0</u></u>

Cleveland Public Library
Cuyahoga County
Schedule of Revenues, Expenditures and Changes
in Fund Balance - Budget (Non-GAAP Basis) and Actual
Schweinfurth Fund
For the Year Ended December 31, 2016

	<u>Budgeted Amounts</u>		<u>Actual</u>	Variance with Final Budget Positive (Negative)
	<u>Original</u>	<u>Final</u>		
Revenues				
Contributions and Donations	\$50,000	\$74,429	\$74,717	\$288
Expenditures				
Current:				
Public Services	<u>65,250</u>	<u>163,601</u>	<u>58,389</u>	<u>105,212</u>
<i>Net Change in Fund Balance</i>	(15,250)	(89,172)	16,328	105,500
<i>Fund Balance Beginning of Year</i>	80,722	80,722	80,722	0
Prior Year Encumbrances Appropriated	<u>8,450</u>	<u>8,450</u>	<u>8,450</u>	<u>0</u>
<i>Fund Balance End of Year</i>	<u><u>\$73,922</u></u>	<u><u>\$0</u></u>	<u><u>\$105,500</u></u>	<u><u>\$105,500</u></u>

Cleveland Public Library
Cuyahoga County
Schedule of Revenues, Expenditures and Changes
in Fund Balance - Budget (Non-GAAP Basis) and Actual
Learning Centers Fund
For the Year Ended December 31, 2016

	<u>Budgeted Amounts</u>			Variance with Final Budget Positive (Negative)
	<u>Original</u>	<u>Final</u>	<u>Actual</u>	
Revenues				
Contributions and Donations	\$172,000	\$172,000	\$172,000	\$0
Expenditures				
Current:				
Public Services	<u>172,000</u>	<u>172,000</u>	<u>172,000</u>	<u>0</u>
<i>Net Change in Fund Balance</i>	0	0	0	0
<i>Fund Balance Beginning of Year</i>	<u>0</u>	<u>0</u>	<u>0</u>	<u>0</u>
<i>Fund Balance End of Year</i>	<u><u>\$0</u></u>	<u><u>\$0</u></u>	<u><u>\$0</u></u>	<u><u>\$0</u></u>

Cleveland Public Library
Cuyahoga County
Schedule of Revenues, Expenditures and Changes
in Fund Balance - Budget (Non-GAAP Basis) and Actual
LSTA Know It Now Fund
For the Year Ended December 31, 2016

	<u>Budgeted Amounts</u>			Variance with Final Budget Positive (Negative)
	<u>Original</u>	<u>Final</u>	<u>Actual</u>	
Revenues	\$0	\$0	\$0	\$0
Expenditures				
Current:				
Public Services	<u>27,058</u>	<u>27,058</u>	<u>27,058</u>	<u>0</u>
<i>Net Change in Fund Balance</i>	(27,058)	(27,058)	(27,058)	0
<i>Fund Balance Beginning of Year</i>	<u>27,058</u>	<u>27,058</u>	<u>27,058</u>	<u>0</u>
<i>Fund Balance End of Year</i>	<u><u>\$0</u></u>	<u><u>\$0</u></u>	<u><u>\$0</u></u>	<u><u>\$0</u></u>

Cleveland Public Library
Cuyahoga County
Schedule of Revenues, Expenditures and Changes
in Fund Balance - Budget (Non-GAAP Basis) and Actual
MyCom Fund
For the Year Ended December 31, 2016

	<u>Budgeted Amounts</u>		<u>Actual</u>	Variance with Final Budget Positive (Negative)
	<u>Original</u>	<u>Final</u>		
Revenues				
Intergovernmental	\$109,160	\$129,246	\$103,873	(\$25,373)
Expenditures				
Current:				
Public Services	144,068	75,363	69,899	5,464
<i>Excess of Revenues Over (Under) Expenditures</i>	(34,908)	53,883	33,974	(19,909)
Other Financing Sources (Uses)				
Advances In	0	0	40,750	40,750
Advances Out	0	0	(109,160)	(109,160)
<i>Total Other Financing Sources (Uses)</i>	0	0	(68,410)	(68,410)
<i>Net Change in Fund Balance</i>	(34,908)	53,883	(34,436)	(88,319)
<i>Fund Balance Beginning of Year</i>	4,619	4,619	4,619	0
Prior Year Encumbrances Appropriated	34,908	34,908	34,908	0
<i>Fund Balance End of Year</i>	<u>\$4,619</u>	<u>\$93,410</u>	<u>\$5,091</u>	<u>(\$88,319)</u>

Cleveland Public Library
Cuyahoga County
Schedule of Revenues, Expenditures and Changes
in Fund Balance - Budget (Non-GAAP Basis) and Actual
Abel Fund
For the Year Ended December 31, 2016

	<u>Budgeted Amounts</u>		<u>Actual</u>	Variance with Final Budget Positive (Negative)
	<u>Original</u>	<u>Final</u>		
Revenues				
Investment Earnings	\$9,000	\$9,000	\$18,992	\$9,992
Expenditures				
Current:				
Public Services	205,200	217,076	895	216,181
<i>Net Change in Fund Balance</i>	(196,200)	(208,076)	18,097	226,173
<i>Fund Balance Beginning of Year</i>	218,076	218,076	218,076	0
<i>Fund Balance End of Year</i>	<u>\$21,876</u>	<u>\$10,000</u>	<u>\$236,173</u>	<u>\$226,173</u>

Cleveland Public Library
Cuyahoga County
Schedule of Revenues, Expenditures and Changes
in Fund Balance - Budget (Non-GAAP Basis) and Actual
Ambler Fund
For the Year Ended December 31, 2016

	Budgeted Amounts		Actual	Variance with Final Budget Positive (Negative)
	Original	Final		
Revenues				
Investment Earnings	\$86	\$86	\$175	\$89
Expenditures				
Current:				
Public Services	1,986	2,104	0	2,104
<i>Net Change in Fund Balance</i>	(1,900)	(2,018)	175	2,193
<i>Fund Balance Beginning of Year</i>	2,218	2,218	2,218	0
<i>Fund Balance End of Year</i>	\$318	\$200	\$2,393	\$2,193

Cleveland Public Library
Cuyahoga County
Schedule of Revenues, Expenditures and Changes
in Fund Balance - Budget (Non-GAAP Basis) and Actual
Beard Fund
For the Year Ended December 31, 2016

	<u>Budgeted Amounts</u>		<u>Actual</u>	<u>Variance with Final Budget Positive (Negative)</u>
	<u>Original</u>	<u>Final</u>		
Revenues				
Investment Earnings	\$5,100	\$5,100	\$9,671	\$4,571
Expenditures				
Current:				
Administration and Support	114,000	128,722	4,813	123,909
<i>Net Change in Fund Balance</i>	(108,900)	(123,622)	4,858	128,480
<i>Fund Balance Beginning of Year</i>	132,508	132,508	132,508	0
<i>Fund Balance End of Year</i>	<u>\$23,608</u>	<u>\$8,886</u>	<u>\$137,366</u>	<u>\$128,480</u>

Cleveland Public Library
Cuyahoga County
Schedule of Revenues, Expenditures and Changes
in Fund Balance - Budget (Non-GAAP Basis) and Actual
Klein Fund
For the Year Ended December 31, 2016

	Budgeted Amounts		Actual	Variance with Final Budget Positive (Negative)
	Original	Final		
Revenues				
Investment Earnings	\$200	\$200	\$412	\$212
Expenditures				
Current:				
Public Services	4,600	4,951	0	4,951
<i>Net Change in Fund Balance</i>	(4,400)	(4,751)	412	5,163
<i>Fund Balance Beginning of Year</i>	5,251	5,251	5,251	0
<i>Fund Balance End of Year</i>	\$851	\$500	\$5,663	\$5,163

Cleveland Public Library
Cuyahoga County
Schedule of Revenues, Expenditures and Changes
in Fund Balance - Budget (Non-GAAP Basis) and Actual
Malon/Schroeder Fund
For the Year Ended December 31, 2016

	<u>Budgeted Amounts</u>		<u>Actual</u>	Variance with Final Budget Positive (Negative)
	<u>Original</u>	<u>Final</u>		
Revenues				
Investment Earnings	\$10,200	\$10,200	\$20,885	\$10,685
Expenditures				
Current:				
Public Services	<u>167,000</u>	<u>181,113</u>	<u>7,514</u>	<u>173,599</u>
<i>Net Change in Fund Balance</i>	(156,800)	(170,913)	13,371	184,284
<i>Fund Balance Beginning of Year</i>	<u>280,912</u>	<u>280,912</u>	<u>280,912</u>	<u>0</u>
<i>Fund Balance End of Year</i>	<u><u>\$124,112</u></u>	<u><u>\$109,999</u></u>	<u><u>\$294,283</u></u>	<u><u>\$184,284</u></u>

Cleveland Public Library
Cuyahoga County
Schedule of Revenues, Expenditures and Changes
in Fund Balance - Budget (Non-GAAP Basis) and Actual
McDonald Fund
For the Year Ended December 31, 2016

	<u>Budgeted Amounts</u>		<u>Actual</u>	Variance with Final Budget Positive (Negative)
	<u>Original</u>	<u>Final</u>		
Revenues				
Investment Earnings	\$7,100	\$7,100	\$14,403	\$7,303
Expenditures				
Current:				
Public Services	<u>166,300</u>	<u>181,040</u>	<u>0</u>	<u>181,040</u>
<i>Net Change in Fund Balance</i>	(159,200)	(173,940)	14,403	188,343
<i>Fund Balance Beginning of Year</i>	<u>182,871</u>	<u>182,871</u>	<u>182,871</u>	<u>0</u>
<i>Fund Balance End of Year</i>	<u><u>\$23,671</u></u>	<u><u>\$8,931</u></u>	<u><u>\$197,274</u></u>	<u><u>\$188,343</u></u>

Cleveland Public Library
Cuyahoga County
Schedule of Revenues, Expenditures and Changes
in Fund Balance - Budget (Non-GAAP Basis) and Actual
Ratner Fund
For the Year Ended December 31, 2016

	Budgeted Amounts		Actual	Variance with Final Budget Positive (Negative)
	Original	Final		
Revenues				
Investment Earnings	\$3,400	\$3,400	\$5,970	\$2,570
Expenditures				
Current:				
Public Services	76,700	89,338	0	89,338
<i>Net Change in Fund Balance</i>	(73,300)	(85,938)	5,970	91,908
<i>Fund Balance Beginning of Year</i>	90,938	90,938	90,938	0
<i>Fund Balance End of Year</i>	\$17,638	\$5,000	\$96,908	\$91,908

Cleveland Public Library
Cuyahoga County
Schedule of Revenues, Expenditures and Changes
in Fund Balance - Budget (Non-GAAP Basis) and Actual
Root Fund
For the Year Ended December 31, 2016

	Budgeted Amounts		Actual	Variance with Final Budget Positive (Negative)
	Original	Final		
Revenues				
Investment Earnings	\$1,500	\$1,500	\$3,049	\$1,549
Expenditures				
Current:				
Public Services	31,800	33,862	0	33,862
<i>Net Change in Fund Balance</i>	(30,300)	(32,362)	3,049	35,411
<i>Fund Balance Beginning of Year</i>	38,362	38,362	38,362	0
<i>Fund Balance End of Year</i>	\$8,062	\$6,000	\$41,411	\$35,411

Cleveland Public Library
Cuyahoga County
Schedule of Revenues, Expenditures and Changes
in Fund Balance - Budget (Non-GAAP Basis) and Actual
Sugarman Fund
For the Year Ended December 31, 2016

	Budgeted Amounts		Actual	Variance with Final Budget Positive (Negative)
	Original	Final		
Revenues				
Investment Earnings	\$7,000	\$7,000	\$14,739	\$7,739
Expenditures				
Current:				
Public Services	47,200	56,675	12,118	44,557
<i>Net Change in Fund Balance</i>	(40,200)	(49,675)	2,621	52,296
<i>Fund Balance Beginning of Year</i>	198,052	198,052	198,052	0
<i>Fund Balance End of Year</i>	\$157,852	\$148,377	\$200,673	\$52,296

Cleveland Public Library
Cuyahoga County
Schedule of Revenues, Expenditures and Changes
in Fund Balance - Budget (Non-GAAP Basis) and Actual
Thompson Fund
For the Year Ended December 31, 2016

	Budgeted Amounts		Actual	Variance with Final Budget Positive (Negative)
	Original	Final		
Revenues				
Investment Earnings	\$6,000	\$6,000	\$12,024	\$6,024
Expenditures				
Current:				
Public Services	105,200	117,293	5,967	111,326
<i>Net Change in Fund Balance</i>	(99,200)	(111,293)	6,057	117,350
<i>Fund Balance Beginning of Year</i>	155,047	155,047	155,047	0
<i>Fund Balance End of Year</i>	\$55,847	\$43,754	\$161,104	\$117,350

Cleveland Public Library
Cuyahoga County
Schedule of Revenues, Expenditures and Changes
in Fund Balance - Budget (Non-GAAP Basis) and Actual
Weidenthal Fund
For the Year Ended December 31, 2016

	<u>Budgeted Amounts</u>		<u>Actual</u>	<u>Variance with Final Budget Positive (Negative)</u>
	<u>Original</u>	<u>Final</u>		
Revenues				
Investment Earnings	\$250	\$250	\$508	\$258
Expenditures				
Current:				
Public Services	<u>5,850</u>	<u>6,264</u>	<u>0</u>	<u>6,264</u>
<i>Net Change in Fund Balance</i>	(5,600)	(6,014)	508	6,522
<i>Fund Balance Beginning of Year</i>	<u>6,514</u>	<u>6,514</u>	<u>6,514</u>	<u>0</u>
<i>Fund Balance End of Year</i>	<u><u>\$914</u></u>	<u><u>\$500</u></u>	<u><u>\$7,022</u></u>	<u><u>\$6,522</u></u>

Cleveland Public Library
Cuyahoga County
Schedule of Revenues, Expenditures and Changes
in Fund Balance - Budget (Non-GAAP Basis) and Actual
White Fund
For the Year Ended December 31, 2016

	<u>Budgeted Amounts</u>		<u>Actual</u>	<u>Variance with Final Budget Positive (Negative)</u>
	<u>Original</u>	<u>Final</u>		
Revenues				
Investment Earnings	\$85,000	\$85,000	\$175,575	\$90,575
Expenditures				
Current:				
Public Services	<u>1,663,840</u>	<u>1,792,201</u>	<u>52,307</u>	<u>1,739,894</u>
<i>Net Change in Fund Balance</i>	(1,578,840)	(1,707,201)	123,268	1,830,469
<i>Fund Balance Beginning of Year</i>	2,072,248	2,072,248	2,072,248	0
Prior Year Encumbrances Appropriated	<u>9,840</u>	<u>9,840</u>	<u>9,840</u>	<u>0</u>
<i>Fund Balance End of Year</i>	<u>\$503,248</u>	<u>\$374,887</u>	<u>\$2,205,356</u>	<u>\$1,830,469</u>

Cleveland Public Library
Cuyahoga County
Schedule of Revenues, Expenditures and Changes
in Fund Balance - Budget (Non-GAAP Basis) and Actual
Beard Anna Young Fund
For the Year Ended December 31, 2016

	<u>Budgeted Amounts</u>		<u>Actual</u>	<u>Variance with Final Budget Positive (Negative)</u>
	<u>Original</u>	<u>Final</u>		
Revenues				
Investment Earnings	\$2,700	\$2,700	\$5,458	\$2,758
Expenditures				
Current:				
Administration and Support	7,300	19,855	4,196	15,659
<i>Net Change in Fund Balance</i>	(4,600)	(17,155)	1,262	18,417
<i>Fund Balance Beginning of Year</i>	84,436	84,436	84,436	0
<i>Fund Balance End of Year</i>	<u>\$79,836</u>	<u>\$67,281</u>	<u>\$85,698</u>	<u>\$18,417</u>

(This page intentionally left blank)

STATISTICAL SECTION

This page intentionally left blank.

Statistical Section

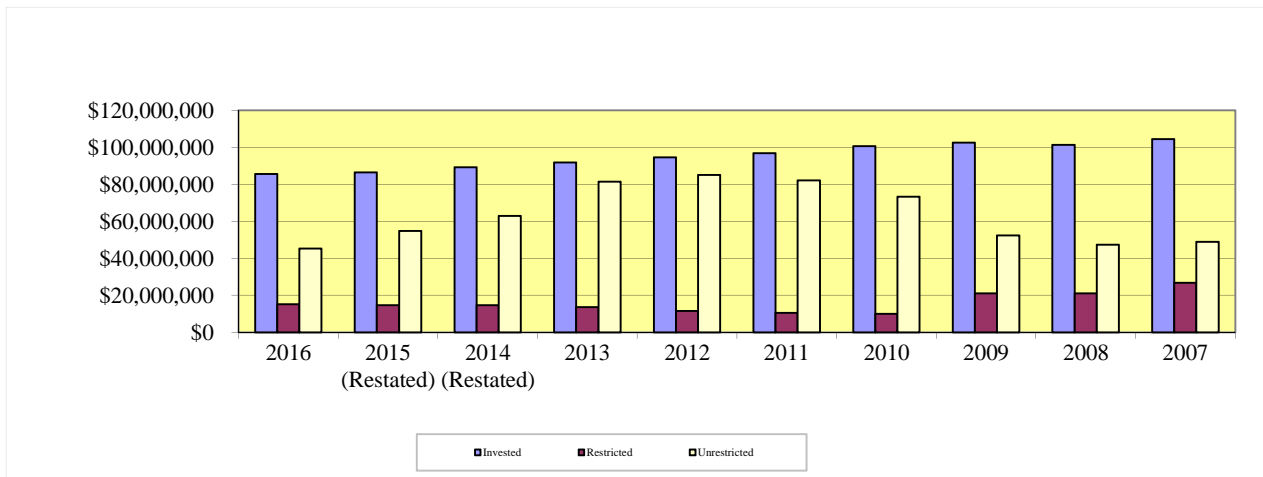
This part of the Cleveland Public Library's Comprehensive Annual Financial Report presents detailed information as a context for understanding what the information in the financial statements, note disclosures and required supplementary information says about the Library's overall financial health.

Contents	Pages(s)
<i>Financial Trends</i>	<i>S2 – S9</i>
These schedules contain trend information to help the reader understand how the Library's financial performance and well-being have changed over time.	
<i>Revenue Capacity</i>	<i>S10 – S18</i>
These schedules contain information to help the reader assess the Library's most significant local revenue, the property tax.	
<i>Economic and Demographic Information</i>	<i>S19 – S20</i>
These schedules offer economic and demographic indicators to help the reader understand the environment within which the Library's financial activities take place.	
<i>Operating Information</i>	<i>S22 – S39</i>
These schedules contain service and infrastructure data to help the reader understand how the information in the Library's financial report relates to the services the Library provides and the activities it performs.	

Sources: Unless otherwise noted, the information in these schedules is derived from the Basic Financial Statements / General Purpose Financial Statements for the relevant year.

Cleveland Public Library
Cuyahoga County
Net Position By Component
Last Ten Years
(Accrual Basis of Accounting)

	2016	2015 (Restated)	2014 (Restated)	2013	2012
Governmental Activities					
Net Investment in Capital Asset	\$85,511,515	\$86,424,294	\$89,206,483	\$91,848,752	\$94,528,127
Restricted	15,143,336	14,554,036	14,542,182	13,526,515	11,521,146
Unrestricted	45,186,525	54,805,670	62,968,171	81,421,117	85,067,218
Total Governmental Activities					
<i>Net Position</i>	<u>\$145,841,376</u>	<u>\$155,784,000</u>	<u>\$166,716,836</u>	<u>\$186,796,384</u>	<u>\$191,116,491</u>



<u>2011 (Restated)</u>	<u>2010</u>	<u>2009</u>	<u>2008</u>	<u>2007</u>
\$96,879,830	\$100,613,647	\$102,606,127	\$101,326,326	\$104,498,919
10,406,618	10,000,553	21,065,169	20,986,011	26,829,348
<u>82,081,320</u>	<u>73,352,974</u>	<u>52,283,523</u>	<u>47,365,150</u>	<u>48,835,811</u>
<u>\$189,367,768</u>	<u>\$183,967,174</u>	<u>\$175,954,819</u>	<u>\$169,677,487</u>	<u>\$180,164,078</u>

Cleveland Public Library
Cuyahoga County
Changes in Net Position
Last Ten Years
(Accrual Basis of Accounting)

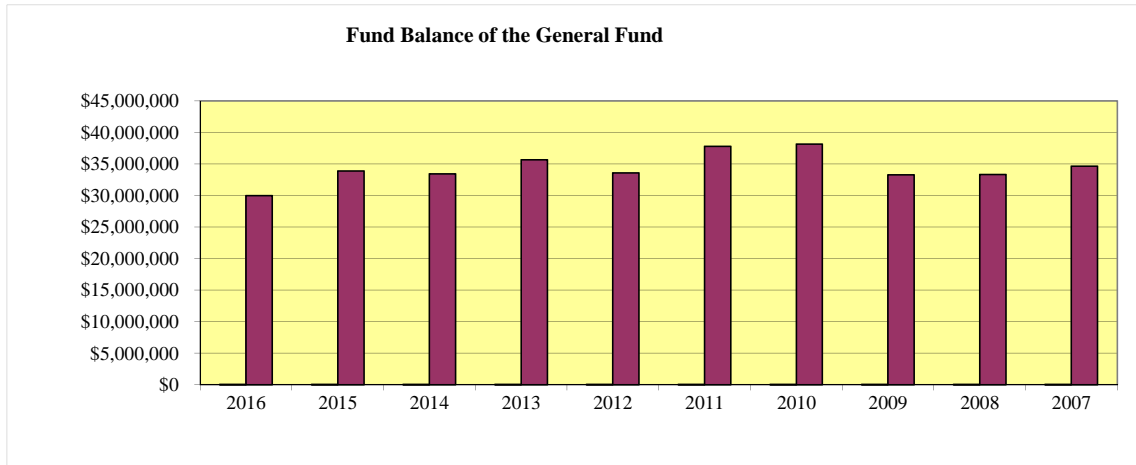
	2016	2015 (Restated)	2014	2013	2012
Program Revenues					
Governmental Activities:					
Charges for Services:					
Administration and Support	\$5,027,028	\$5,066,928	\$3,362,720	\$3,045,659	\$3,053,765
Public Services	383,431	406,800	406,918	392,289	380,186
Subtotal - Charges for Services	<u>5,410,459</u>	<u>5,473,728</u>	<u>3,769,638</u>	<u>3,437,948</u>	<u>3,433,951</u>
Operating Grants, Contributions and Investment Earnings:					
Administration and Support	68,363	46,583	95,667	107,065	60,175
Public Services	3,687,574	3,380,979	4,169,486	5,556,587	5,011,884
Subtotal - Operating Grants and Contributions	<u>3,755,937</u>	<u>3,427,562</u>	<u>4,265,153</u>	<u>5,663,652</u>	<u>5,072,059</u>
Capital Grants and Contributions:					
Public Services	<u>0</u>	<u>0</u>	<u>189,751</u>	<u>50,000</u>	<u>52,700</u>
<i>Total Governmental Activities Program Revenues</i>	<u>9,166,396</u>	<u>8,901,290</u>	<u>8,224,542</u>	<u>9,151,600</u>	<u>8,558,710</u>
Expenses					
Governmental Activities:					
Administration and Support	25,237,576	24,401,806	22,543,315	21,376,607	22,427,970
Public Services	<u>43,110,485</u>	<u>39,756,122</u>	<u>38,109,756</u>	<u>39,240,774</u>	<u>38,935,923</u>
<i>Total Governmental Activities Expenses</i>	<u>68,348,061</u>	<u>64,157,928</u>	<u>60,653,071</u>	<u>60,617,381</u>	<u>61,363,893</u>
Net Expense					
Governmental Activities	<u>(59,181,665)</u>	<u>(55,256,638)</u>	<u>(52,428,529)</u>	<u>(51,465,781)</u>	<u>(52,805,183)</u>
General Revenues					
Governmental Activities					
Taxes:					
Property and Other Taxes Levied For:					
General Purposes	23,680,400	17,795,265	27,151,087	22,311,584	28,248,758
Grants and Entitlements not Restricted to Specific Programs	23,919,769	25,081,090	25,843,274	23,898,031	25,229,927
Unrestricted Donations	1,415	7,265	0	0	0
Investment Earnings	370,362	340,175	241,905	150,389	249,417
Gain on Sale of Capital Assets	6,705	24,000	1,000	7,413	3,015
Miscellaneous	<u>1,260,390</u>	<u>1,076,007</u>	<u>734,803</u>	<u>778,257</u>	<u>822,789</u>
<i>Total Governmental Activities</i>	<u>49,239,041</u>	<u>44,323,802</u>	<u>53,972,069</u>	<u>47,145,674</u>	<u>54,553,906</u>
Change in Net Position					
Governmental Activities	<u>(\$9,942,624)</u>	<u>(\$10,932,836)</u>	<u>\$1,543,540</u>	<u>(\$4,320,107)</u>	<u>\$1,748,723</u>

2011 (Restated)	2010	2009	2008	2007
\$2,601,707	\$2,646,483	\$2,930,834	\$3,007,800	\$2,965,073
452,568	430,153	332,036	322,319	366,567
<u>3,054,275</u>	<u>3,076,636</u>	<u>3,262,870</u>	<u>3,330,119</u>	<u>3,331,640</u>
50,590	67,343	401,175	2,432	195,839
<u>2,335,651</u>	<u>3,281,431</u>	<u>3,162,453</u>	<u>1,406,148</u>	<u>1,797,644</u>
2,386,241	3,348,774	3,563,628	1,408,580	1,993,483
<u>0</u>	<u>0</u>	<u>0</u>	<u>0</u>	<u>0</u>
<u>5,440,516</u>	<u>6,425,410</u>	<u>6,826,498</u>	<u>4,738,699</u>	<u>5,325,123</u>
22,008,997	21,894,937	23,249,386	26,466,270	25,200,672
<u>39,624,599</u>	<u>41,802,466</u>	<u>43,855,750</u>	<u>48,647,667</u>	<u>45,460,751</u>
61,633,596	63,697,403	67,105,136	75,113,937	70,661,423
<u>(56,193,080)</u>	<u>(57,271,993)</u>	<u>(60,278,638)</u>	<u>(70,375,238)</u>	<u>(65,336,300)</u>
29,042,241	33,678,372	36,627,248	28,815,253	29,866,202
31,365,166	30,665,636	28,867,436	32,115,428	32,786,134
0	0	0	0	0
339,555	418,177	514,757	(1,530,793)	2,488,794
2,099	0	0	0	0
<u>844,613</u>	<u>522,163</u>	<u>546,529</u>	<u>488,759</u>	<u>253,373</u>
61,593,674	65,284,348	66,555,970	59,888,647	65,394,503
<u>\$5,400,594</u>	<u>\$8,012,355</u>	<u>\$6,277,332</u>	<u>(\$10,486,591)</u>	<u>\$58,203</u>

Cleveland Public Library
Cuyahoga County
Fund Balances, Governmental Funds
Last Ten Years
(Modified Accrual Basis of Accounting)

	2016	2015	2014	2013	2012
General Fund					
Nonspendable	\$691,484	\$707,801	\$1,088,531	\$1,503,768	\$1,204,145
Restricted	0	0	0	0	0
Committed	1,162,571	1,171,198	1,080,905	791,954	799,187
Assigned	11,163,459	11,936,330	8,337,028	10,075,197	6,734,372
Unassigned	16,944,427	20,064,929	22,892,279	23,268,411	24,812,021
Reserved	n/a	n/a	n/a	n/a	n/a
Unreserved	n/a	n/a	n/a	n/a	n/a
Total General Fund	29,961,941	33,880,258	33,398,743	35,639,330	33,549,725
All Other Governmental Funds					
Nonspendable	1,250,948	1,152,181	830,772	837,025	795,168
Restricted	14,350,889	13,746,883	13,726,005	12,716,960	10,726,782
Committed	10,031,530	11,622,583	7,693,604	7,289,131	6,389,902
Assigned	9,037,316	9,255,104	13,711,769	12,460,807	15,714,984
Unassigned (Deficit)	(185,498)	(163,450)	(219,187)	(193,550)	(12,353)
Reserved	n/a	n/a	n/a	n/a	n/a
Unreserved, Undesignated, Reported in:					
Special Revenue Funds	n/a	n/a	n/a	n/a	n/a
Capital Projects Fund	n/a	n/a	n/a	n/a	n/a
Permanent Funds	n/a	n/a	n/a	n/a	n/a
Total All Other Governmental Funds	34,485,185	35,613,301	35,742,963	33,110,373	33,614,483
Total Governmental Funds	\$64,447,126	\$69,493,559	\$69,141,706	\$68,749,703	\$67,164,208

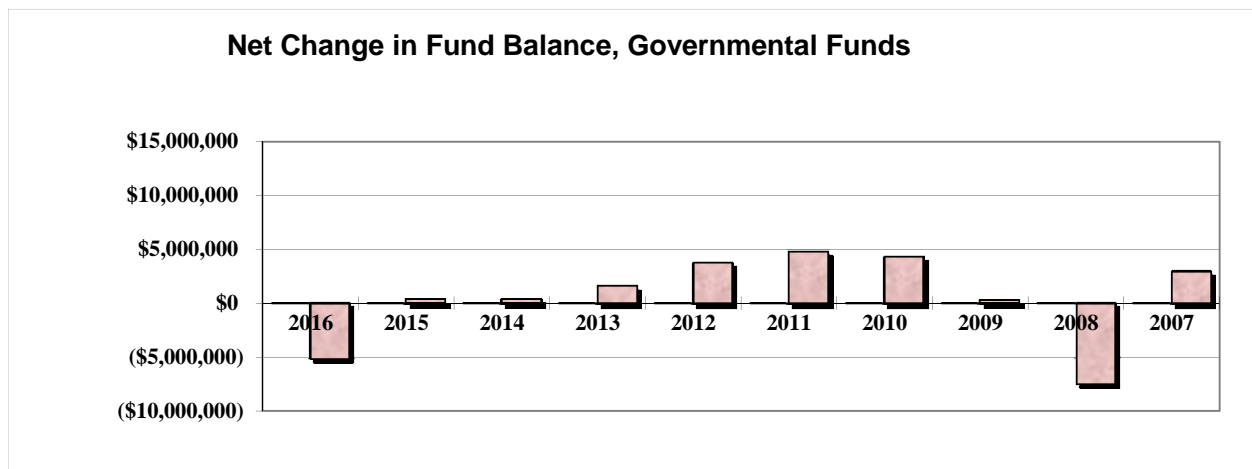
Note: The Library implemented GASB 54 in 2011.



2011	2010 (Restated)	2009	2008	2007
\$1,089,401	\$0	n/a	n/a	n/a
17,007	17,376	n/a	n/a	n/a
340,637	0	n/a	n/a	n/a
15,390,658	5,672,594	n/a	n/a	n/a
20,956,246	32,440,050	n/a	n/a	n/a
n/a	n/a	\$4,591,151	\$3,614,741	\$3,858,227
n/a	n/a	28,683,690	29,685,554	30,779,323
37,793,949	38,130,020	33,274,841	33,300,295	34,637,550
717,036	717,036	n/a	n/a	n/a
9,752,411	9,261,231	n/a	n/a	n/a
6,244,533	5,370,992	n/a	n/a	n/a
8,978,212	5,142,439	n/a	n/a	n/a
(94,649)	0	n/a	n/a	n/a
n/a	n/a	2,582,959	5,336,963	1,663,837
n/a	n/a	10,558,268	8,859,620	11,795,120
n/a	n/a	5,890,210	4,924,399	10,888,587
n/a	n/a	2,033,732	1,640,020	2,481,804
25,597,543	20,491,698	21,065,169	20,761,002	26,829,348
\$63,391,492	\$58,621,718	\$54,340,010	\$54,061,297	\$61,466,898

Cleveland Public Library
Cuyahoga County
Changes in Fund Balances, Governmental Funds
Last Ten Years
(Modified Accrual Basis of Accounting)

	2016	2015	2014	2013	2012
Revenues					
Property and Other Taxes	\$25,338,596	\$25,482,287	\$25,132,257	\$25,429,115	\$27,604,803
Fines and Fees	381,029	408,800	409,394	391,849	379,732
Charges for Services	4,933,005	5,029,219	3,361,641	3,110,804	3,021,846
Intergovernmental	25,937,389	27,934,901	26,660,555	27,237,525	27,876,287
Investment Earnings	1,465,748	725,576	1,873,893	3,244,240	1,940,004
Contributions and Donations	1,229,076	1,204,910	763,756	679,368	1,354,106
Miscellaneous	1,201,935	1,056,813	745,024	777,882	811,191
<i>Total Revenues</i>	<u>60,486,778</u>	<u>61,842,506</u>	<u>58,946,520</u>	<u>60,870,783</u>	<u>62,987,969</u>
Expenditures					
Current:					
Administration and Support	23,504,614	23,689,340	21,393,882	20,675,293	20,762,107
Public Service	36,356,791	35,680,210	34,353,851	34,849,512	34,397,275
Capital Outlay	5,671,806	2,121,103	2,807,784	3,767,896	4,062,291
<i>Total Expenditures</i>	<u>65,533,211</u>	<u>61,490,653</u>	<u>58,555,517</u>	<u>59,292,701</u>	<u>59,221,673</u>
<i>Excess of Revenues Over (Under) Expenditures</i>	<u>(5,046,433)</u>	<u>351,853</u>	<u>391,003</u>	<u>1,578,082</u>	<u>3,766,296</u>
Other Financing Sources (Uses)					
Sale of Capital Assets	0	0	1,000	7,413	6,420
Transfers In	1,500,000	0	3,500,000	0	10,000,000
Transfers Out	(1,500,000)	0	(3,500,000)	0	(10,000,000)
<i>Total Other Financing Sources (Uses)</i>	<u>0</u>	<u>0</u>	<u>1,000</u>	<u>7,413</u>	<u>6,420</u>
<i>Net Change in Fund Balances</i>	<u>(\$5,046,433)</u>	<u>\$351,853</u>	<u>\$392,003</u>	<u>\$1,585,495</u>	<u>\$3,772,716</u>



2011	2010	2009	2008	2007
\$27,652,041	\$29,409,031	\$31,392,194	\$27,930,751	\$29,671,069
444,551	427,313	332,036	322,319	366,567
2,548,967	2,641,277	2,930,834	3,007,800	2,965,073
30,563,839	31,094,455	31,077,082	33,494,271	33,293,584
755,136	2,064,403	2,590,815	(1,530,793)	3,395,179
829,794	700,488	556,592	607,164	539,002
874,668	483,610	546,529	488,759	253,373
63,668,996	66,820,577	69,426,082	64,320,271	70,483,847
21,610,354	21,482,092	22,766,194	25,556,203	23,728,240
36,108,993	38,157,071	40,869,197	43,795,978	41,766,792
1,181,974	2,899,706	5,511,978	2,373,691	2,060,308
58,901,321	62,538,869	69,147,369	71,725,872	67,555,340
4,767,675	4,281,708	278,713	(7,405,601)	2,928,507
2,099	0	0	0	0
5,000,000	54,600	3,029,900	0	3,003,575
(5,000,000)	(54,600)	(3,029,900)	0	(3,003,575)
2,099	0	0	0	0
\$4,769,774	\$4,281,708	\$278,713	(\$7,405,601)	\$2,928,507

Cleveland Public Library
Cuyahoga County
Assessed and Estimated Actual Value of Taxable Property
Last Ten Years

Collection Year	Real Property			Tangible Personal Property	
	Assessed Value			Public Utility	
	Residential/ Agricultural	Commercial Industrial/PU	Estimated Actual Value	Assessed Value	Estimated Actual Value
2016	\$2,091,147,610	\$2,224,577,210	\$12,330,642,343	\$333,848,530	\$379,373,330
2015	2,127,960,040	2,558,282,800	13,389,265,257	320,762,670	364,503,034
2014	2,145,454,810	2,511,033,840	13,304,253,286	300,460,010	341,431,830
2013	2,169,817,680	2,484,935,110	13,299,293,686	273,122,230	310,366,170
2012	2,744,283,400	2,705,037,350	15,569,487,857	247,613,470	281,378,943
2011	2,778,537,270	2,677,303,870	15,588,117,543	243,660,000	276,886,364
2010	2,796,094,950	2,540,255,530	15,246,715,657	235,305,430	267,392,534
2009	3,172,514,560	2,371,683,330	15,840,565,400	222,204,080	252,504,636
2008	3,151,380,470	2,375,125,200	15,790,016,200	212,297,240	241,246,864
2007	3,165,233,960	2,464,446,160	16,084,800,343	318,454,180	361,879,750

Source: Cuyahoga County, Ohio; County Fiscal Officer

Real property is reappraised every six years with a State mandated update of the current market value in the third year following each reappraisal.

The assessed value of real property (including public utility real property) is 35 percent of estimated true value. The assessed value of public utility personal property ranges from 25 percent of true value for railroad property to 88 percent for electric transmission and distribution property. General business tangible personal property tax has been phased out, and during the phase out period, all general business tangible personal property was assessed at 12.5 percent for 2007, 6.25 percent for 2008 and zero for 2009. Beginning in 2007, House Bill 66 switched telephone companies from being public utilities to general business taxpayers and began a four year phase out of the tangible personal property tax on local and inter-exchange telephone companies, at 5 percent for 2010. No tangible personal property taxes were levied or collected in 2009 from general business taxpayers, (except telephone companies whose last year to pay tangible personal property tax was 2010).

The tangible personal property values associated with each year were the values that, when multiplied by the applicable rates, generated the property tax revenue billed in that year. For real property, the amounts generated by multiplying the assessed values by the applicable rates would be reduced by the 10 percent and a 2 1/2 percent and homestead exemptions before being billed.

Tangible Personal Property					Weighted Average Tax Rate (per \$1,000 of Assessed Value)
General Business		Total			
Assessed Value	Estimated Actual Value	Assessed Value	Estimated Actual Value	Ratio	
\$0	\$0	\$4,649,573,350	\$12,710,015,672	36.58 %	\$6.4500
0	0	5,007,005,510	13,753,768,291	36.40	6.4363
0	0	4,956,948,660	13,645,685,115	36.33	6.4240
0	0	4,927,875,020	13,609,659,856	36.21	6.4189
0	0	5,696,934,220	15,850,866,800	35.94	6.3159
0	0	5,699,501,140	15,865,003,907	35.92	6.3242
0	0	5,571,655,910	15,514,108,191	35.91	6.3465
221,152,998	3,538,447,968	5,987,554,968	19,631,518,004	30.50	6.3267
424,870,855	3,398,966,840	6,163,673,765	19,430,229,904	31.72	5.4481
556,633,024	4,453,064,192	6,504,767,324	20,899,744,285	31.12	5.5124

Cleveland Public Library
Cuyahoga County
Property Tax Rates - Direct and Overlapping Governments
(Per \$1,000 of Assessed Valuation)
Last Ten Years

	2016	2015	2014	2013	2012
Voted Millage - by levy					
1985 Current Expense					
Residential/Agricultural Real	\$0.5455	\$0.5380	\$0.5345	\$0.5284	\$0.4210
Commercial/Industrial and Public Utility Real	0.6956	0.6725	0.6560	0.6561	0.6393
General Business and Public Utility Personal	1.0000	1.0000	1.0000	1.0000	1.0000
2003 Current Expense - 5 Years (1)					
Residential/Agricultural Real	5.8000	5.8000	5.8000	5.8000	5.8000
Commercial/Industrial and Public Utility Real	5.8000	5.8000	5.7995	5.8000	5.7286
General Business and Public Utility Personal	5.8000	5.8000	5.8000	5.8000	5.8000
Total Millage					
Residential/Agricultural Real	\$6.3455	\$6.3380	\$6.3345	\$6.3284	\$6.2210
Commercial/Industrial and Public Utility Real	6.4956	6.4725	6.4555	6.4561	6.3679
General Business and Public Utility Personal	6.8000	6.8000	6.8000	6.8000	6.8000
Total Weighted Average Tax Rate	\$6.4500	\$6.4363	\$6.4240	\$6.4189	\$6.3159
Overlapping Rates by Taxing District					
Cuyahoga County					
Residential/Agricultural Real	\$13.8698	\$14.0500	\$14.0500	\$13.2200	\$13.1182
Commercial/Industrial and Public Utility Real	14.0500	14.0195	13.9495	12.9968	12.7845
General Business and Public Utility Personal	14.0500	14.0500	14.0500	13.2200	13.2200
Cleveland Municipal School District					
Residential/Agricultural Real	52.4795	52.6999	52.4272	52.1165	31.6742
Commercial/Industrial and Public Utility Real	61.7401	61.1077	60.1246	60.1288	44.2358
General Business and Public Utility Personal	79.3000	79.9000	79.8000	79.8000	64.8000

2011	2010	2009	2008	2007
\$0.4177	\$0.4168	\$0.3703	\$0.3698	\$0.3689
0.6417	0.6473	0.6473	0.6460	0.6510
1.0000	1.0000	1.0000	1.0000	1.0000
5.8000	5.8000	5.8000	4.5308	4.5194
5.7498	5.8000	5.8000	5.1659	5.2057
5.8000	5.8000	5.8000	5.8000	5.8000
\$6.2177	\$6.2168	\$6.1703	\$4.9006	\$4.8883
6.3915	6.4473	6.4473	5.8119	5.8567
6.8000	6.8000	6.8000	6.8000	6.8000
\$6.3242	\$6.3465	\$6.3267	\$5.4481	\$5.5124
\$13.1866	\$13.1789	\$12.6607	\$11.8689	\$11.8655
12.8413	12.8457	12.8153	12.4536	12.4941
13.3200	13.3200	13.3200	13.4200	13.4200
31.5069	31.4601	29.0767	29.0505	29.0028
44.3621	44.6614	44.6610	44.5926	44.8587
64.8000	64.8000	64.8000	64.8000	64.8000

(continued)

Cleveland Public Library
Cuyahoga County
Property Tax Rates - Direct and Overlapping Governments (continued)
(Per \$1,000 of Assessed Valuation)
Last Ten Years

	2016	2015	2014	2013	2012
Cleveland City					
Residential/Agricultural Real	\$12.7000	\$12.7000	\$12.7000	\$12.7000	\$12.7000
Commercial/Industrial and Public Utility Real	12.7000	12.7000	12.7000	12.7000	12.7000
General Business and Public Utility Personal	12.7000	12.7000	12.7000	12.7000	12.7000
Cleveland Metro Parks					
Residential/Agricultural Real	2.7119	2.7500	2.7500	1.8500	1.8188
Commercial/Industrial and Public Utility Real	2.7500	2.7368	2.7046	1.7917	1.7354
General Business and Public Utility Personal	2.7500	2.7500	2.7500	1.8500	1.8500
Cuyahoga Community College					
Residential/Agricultural Real	3.9428	4.0000	3.1000	3.1000	3.0820
Commercial/Industrial and Public Utility Real	4.0000	3.9906	3.0690	3.0606	3.0232
General Business and Public Utility Personal	4.0000	4.0000	3.1000	3.1000	3.1000
Cleveland-Cuyahoga Port Authority					
Residential/Agricultural Real	0.1127	0.1143	0.1139	0.1135	0.1033
Commercial/Industrial and Public Utility Real	0.1176	0.1127	0.1106	0.1098	0.1063
General Business and Public Utility Personal	0.1300	0.1300	0.1300	0.1300	0.1300

Source: Cuyahoga County Fiscal Officer

(1) The 2003 Current Expense levy was renewed in 2008 and in 2013.

Note: The rates presented for a particular calendar year are the rates that, when applied to the assessed values presented in the Assessed Value Table, generated the property tax revenue billed in that year.

The Library's basic property tax rate may be increased only by a majority vote of the Library's residents.

Overlapping rates are those of local and county governments that apply to property owners within the Cities.

Real property tax rates are reduced so that inflationary increases in value do not generate additional taxes.

2011	2010	2009	2008	2007
\$12.7000	\$12.7000	\$12.7000	\$12.7000	\$12.7000
12.7000	12.7000	12.7000	12.7000	12.7000
12.7000	12.7000	12.7000	12.7000	12.7000
1.8106	1.8068	1.6698	1.6720	1.6715
1.7243	1.7249	1.7171	1.7125	1.7187
1.8500	1.8500	1.8500	1.8500	1.8500
3.0765	2.5973	2.3952	2.3923	2.3915
3.0151	2.5814	2.5690	2.5625	2.5722
3.1000	2.8000	2.8000	2.8000	2.8000
0.1029	0.1027	0.0947	0.0946	0.0946
0.1056	0.1056	0.1051	0.1049	0.1053
0.1300	0.1300	0.1300	0.1300	0.1300

**Cleveland Public Library
Cuyahoga County**
*Real Property and Public Utility Tax Levies And Collections
Last Ten Years*

Collection Year	Current Tax Levy	Delinquent Tax Levy	Total Tax Levy(1)	Current Tax Collections(1)	Percent of Current Tax Collections To Current Tax Levy
2016	\$29,683,447	\$9,018,062	\$38,701,509	\$25,896,763	87.24%
2015	32,374,715	18,685,988	51,060,703	25,658,916	79.26
2014	31,834,150	18,913,775	50,747,925	25,367,914	79.69
2013	31,400,469	16,625,756	48,026,225	25,777,415	82.09
2012	36,273,180	20,613,570	56,886,750	27,766,329	76.55
2011	36,030,798	16,598,378	52,629,176	28,444,975	78.95
2010	35,991,178	13,553,969	49,545,147	29,150,761	80.99
2009	36,578,166	11,481,786	48,059,952	30,725,823	84.00
2008	30,978,100	9,405,038	40,383,138	25,995,387	83.92
2007	31,183,375	7,739,595	38,922,970	26,682,925	85.57

Source: Cuyahoga County, Ohio; County Fiscal Officer

- (1) Information for Real and Public Utility Property Only
- (2) State Reimbursements of Rollback and Homestead Exemptions are included
- (3) The County does not identify delinquent collections by the year for which the tax was levied.
- (4) Penalties and interest are included, since by Ohio Law, they become part of the tax obligation as assessment occurs.
- (5) The Cleveland Clinic was included until the court case settled and they became exempt and were removed in 2016.

Note: The County's current reporting system does not track delinquency tax collections by tax year. Outstanding delinquencies are tracked in total by the date the parcel is first certified delinquent. Penalties and interest are applied to the total outstanding delinquent balance. The presentation will be updated as new information becomes available.

<u>Delinquent Tax Collection (3)</u>	<u>Total Tax Collections(2)(4)</u>	<u>Percent of Total Tax Collections To Tax Levy</u>	<u>Accumulated Outstanding Delinquent Taxes (5)</u>	<u>Percent of Delinquent Taxes to Total Tax Levy</u>
\$1,837,697	\$27,734,460	71.66%	\$11,414,095	29.49 %
2,295,798	27,954,714	54.75	23,805,985	46.62
2,250,019	27,617,933	54.42	20,759,313	40.91
2,187,411	27,964,826	58.23	18,607,883	38.75
3,134,706	30,901,035	54.32	21,714,946	38.17
2,370,129	30,815,104	58.55	21,137,884	40.16
2,499,862	31,650,623	63.88	16,707,972	33.72
2,271,336	32,997,159	68.66	14,413,534	29.99
2,387,352	28,382,739	70.28	10,319,464	25.55
2,131,499	28,814,424	74.03	9,434,962	24.24

Cleveland Public Library
Cuyahoga County
Principal Real Property Taxpayers
2016 and 2007

Taxpayer	2016	
	Real Property Assessed Valuation	Percentage of Total Real Property Assessed Valuation
Cleveland Electric Illuminating Company	\$204,079,950	4.73 %
East Ohio Gas Company	81,466,650	1.89
Rock Ohio Caesars Cleveland LLC	45,641,450	1.06
Cleveland Financial Associates, LLC	43,903,130	1.02
American Transmission System	43,387,980	1.01
Hertz Cleveland North Point, LLC	32,101,800	0.74
City of Cleveland	28,764,440	0.67
National City Bank	24,901,290	0.58
Optima 1375, LLC	21,700,010	0.50
Cuyahoga County Port Authority	20,291,740	0.47
Total	<u>\$546,238,440</u>	<u>12.67 %</u>
Total Real Property Assessed Valuation	<u>\$4,315,724,820</u>	
Taxpayer	2007	
	Real Property Assessed Valuation	Percentage of Total Real Property Assessed Valuation
Cleveland Electric Illuminating Company	\$137,467,810	2.44 %
City of Cleveland Land Reutilization Program	120,778,300	2.15
Ohio Bell Telephone Company	57,910,830	1.03
Cleveland Financial Associates, LLC	49,232,020	0.87
Hertz Cleveland North Point, LLC	35,062,590	0.62
East Ohio Gas Company	32,999,970	0.59
Cleveland Clinic Foundation	32,451,180	0.58
City of Cleveland	30,548,950	0.54
Case Western Reserve University	29,097,880	0.52
National City Bank	28,147,750	0.50
Total	<u>\$553,697,280</u>	<u>9.84 %</u>
Total Real Property Assessed Valuation	<u>\$5,629,680,120</u>	

Source: Office of the Fiscal Officer Cuyahoga County - 2016/2007 Tax Collection Year

Cleveland Public Library
Cuyahoga County
Principal Employers
Current Year and Nine Years Ago

Employer	2016		2007	
	Number of Employees	Percentage Labor Force	Number of Employees	Percentage of Labor Force
Cleveland Clinic	31,668	2.41%		
University Hospitals	16,595	1.26%		
U.S. Office of Personnel Management	11,536	0.88%		
Progressive Corporation	8,765	0.67%		
Cleveland Metropolitan School District	7,558	0.57%		
Cuyahoga County	7,498	0.57%		
City of Cleveland	6,608	0.50%		
MetroHealth System	6,381	0.48%		
KeyCorp	4,612	0.35%		
Case Western Reserve University	4,455	0.34%		
Cleveland Clinic			28,461	2.03%
University Hospitals			15,904	1.14%
Cuyahoga County			9,295	0.66%
U.S. Office of Personnel Management			9,172	0.66%
Progressive Corporation			8,796	0.63%
City of Cleveland			8,327	0.60%
Cleveland Municipal School District			7,442	0.53%
KeyCorp			6,615	0.47%
National City Corporation			6,563	0.47%
MetroHealth System			5,627	0.40%
	<u>105,676</u>	<u>8.03%</u>	<u>106,202</u>	<u>7.59%</u>
Total Civilian Labor Force	<u>1,316,400</u>		<u>1,398,600</u>	

Source: Crain's Cleveland Business Book of Lists and Ohio Labor Market Information website.

Note: Total civilian labor force includes Cleveland MSA and Akron MSA

Cleveland Public Library
Cuyahoga County
Demographic and Economic Statistics
Last Ten Years

Year	Population (1)	Total Personal Income (2)	Personal Income per Capita (3)	Cleveland Metropolitan School District Enrollment (4)	Unemployment Rates (5)
2016	390,584	6,849,671,608	\$17,537	39,125	6.9%
2015	389,524	6,701,760,420	17,205	38,555	6.9
2014	390,106	6,844,409,770	17,545	37,962	8.0
2013	390,923	6,347,025,828	16,236	38,725	9.8
2012	393,806	6,562,776,990	16,665	40,871	9.5
2011	400,787	6,533,629,674	16,302	44,362	10.3
2010	409,833	6,681,097,566	16,302	45,060	11.5
2009	418,879	6,527,391,457	15,583	48,410	10.9
2008	427,925	7,080,019,125	16,545	52,954	8.8
2007	436,971	7,068,879,867	16,177	55,593	8.0

Sources:

- (1) Cleveland State University, Northern Ohio Data & Information Service and U.S. Census Bureau
- (2) Computation of per capita personal income multiplied by population.
- (3) U.S. Census Bureau, 2000 Census and American Community Survey Estimates (1-Year and 5-Year)
- (4) Ohio Department of Education website and Cleveland Metropolitan School District website
- (5) Ohio Labor Market Information website (for the City of Cleveland)

(This page intentionally left blank)

Cleveland Public Library

Cuyahoga County

Full-Time Equivalent Library Employees by Function/Program

Last Eight Years (1)

Function/Program	2016	2015	2014	2013
Administration and Support				
Director/Deputy Director Office	4.000	4.000	3.000	3.000
Legal Services	3.500	3.500	1.500	1.500
Financial Services	10.500	10.500	10.500	10.500
Human Resources	10.533	5.363	4.473	7.420
Public Relations	6.000	7.000	7.000	6.000
Knowledge Office	3.200	4.173	3.173	3.307
Property Management	47.363	53.900	55.603	51.703
Safety and Protective Services	27.338	27.911	21.011	21.817
Information Technology/CLEVNET	16.013	17.027	14.980	18.080
Technical Services	48.677	53.047	53.153	53.347
Public Services				
Branches				
Branch/Outreach Office	0.000	1.000	1.000	2.000
Branch Substitutes	23.523	22.243	17.807	15.127
Library for the Blind	18.667	18.667	16.451	19.360
Mobile Services	7.227	6.127	6.780	5.560
Addison	7.520	6.725	6.367	8.613
Broadway	0.000	0.000	0.000	0.000
Brooklyn	7.173	7.100	6.467	6.893
Carnegie West	7.567	7.520	6.693	8.147
Collinwood	8.333	7.320	5.860	7.820
East 131	4.940	4.940	6.623	4.533
Eastman	8.293	9.213	8.283	9.227
Fleet	10.560	8.347	8.133	9.580
Fulton	7.927	8.700	9.087	8.173
Garden Valley	7.047	5.340	5.113	5.820
Glenville	4.930	8.020	7.080	7.740
Harvard Lee	8.867	8.230	7.900	8.140
Hough	7.240	5.480	7.947	7.660
Jefferson	7.153	6.507	5.873	6.227
Langston Hughes	8.773	7.600	6.713	6.760
Lorain	8.210	8.140	6.133	6.371
Martin Luther King Jr	9.193	8.227	7.793	7.967
Memorial Nottingham	8.900	9.060	7.277	8.653
Mount Pleasant	6.347	6.953	7.713	7.667
Rice	7.873	9.493	9.227	9.257
Rockport	6.633	8.447	9.133	9.297

2012	2011	2010	2009
3.000	3.000	3.000	3.513
1.500	1.000	0.000	0.000
10.500	8.500	10.000	10.000
7.373	7.540	6.480	6.680
6.000	6.000	12.627	7.440
4.307	4.307	4.267	3.307
53.297	49.363	47.993	47.765
23.423	19.987	18.820	23.000
18.030	19.000	19.000	18.920
55.520	57.810	56.083	63.715
2.000	2.000	2.000	3.000
8.937	8.073	7.327	16.847
18.933	20.293	18.340	16.327
7.040	6.330	6.347	5.600
8.106	7.627	6.573	7.753
0.000	2.000	1.600	1.600
6.753	6.677	5.013	7.093
7.220	7.320	9.080	9.033
7.920	7.880	5.627	5.620
5.520	6.520	6.007	7.520
8.973	9.200	9.820	8.040
9.546	7.073	8.227	8.413
7.553	6.400	8.107	8.213
4.420	5.387	3.647	4.007
7.753	6.887	7.679	7.443
7.433	7.667	8.437	8.627
6.793	6.920	7.113	8.580
5.780	7.140	5.120	7.420
6.490	7.907	6.520	5.733
4.765	7.840	4.973	6.820
7.793	7.803	7.693	6.960
7.273	8.273	8.320	8.155
5.653	6.520	8.067	7.053
8.960	9.133	8.720	8.217
6.873	9.493	9.253	10.113

(continued)

Cleveland Public Library
Cuyahoga County
Full-Time Equivalent Library Employees by Function/Program (continued)
Last Eight Years (1)

Function/Program	2016	2015	2014	2013
South	8.200	7.247	7.707	6.717
South Brooklyn	9.853	8.133	9.020	9.247
Sterling	6.960	7.087	7.780	7.607
Union	7.000	7.840	6.753	6.693
Walz	6.857	7.493	8.120	7.913
West Park	11.053	9.400	10.167	9.800
Woodland	8.100	6.307	7.727	8.760
Programming and Outreach Services	9.000	9.000	9.183	9.133
Main Library				
Main Library Office	4.000	4.007	5.000	4.000
Audio Video/Lending	13.937	14.960	12.500	16.493
Business Economics Labor	8.453	8.320	6.453	6.320
Cleveland Digital Public Library	6.320	7.000	1.000	n/a
Fine Arts/Special Collections	7.453	9.067	9.280	8.140
Foreign Literature	6.460	6.820	6.890	5.407
General Reference	0.000	0.000	0.000	0.000
Government Documents	2.000	1.980	2.000	3.453
Center for Local and Global History	7.453	6.960	5.773	7.547
Literature	9.503	9.087	8.990	9.153
Popular Library	8.613	8.453	9.227	10.697
Public Administration Library	2.747	2.720	2.000	3.000
Science and Technology	5.840	6.440	5.587	10.447
Social Sciences	6.700	8.653	8.533	8.807
TechCentral	14.733	14.153	12.733	10.053
Youth Services	5.427	8.213	7.187	7.480
Shelf Office and Pages	15.443	17.483	17.990	19.596
Know It Now	0.000	0.000	1.000	2.000
Totals:	572.125	582.643	550.446	571.729

Method: Using total hours worked by all staff on the last pay date of December divided by a 75-hour biweekly pay period. Beginning 2015, Safety and Protective Services' total hours are divided by an 80-hour biweekly pay period.

(1) Information prior to 2009 is not available

2012	2011	2010	2009
7.747	6.880	7.927	7.840
9.507	9.333	10.153	10.190
8.847	9.420	8.867	7.973
7.920	7.973	5.973	7.826
8.020	7.050	8.373	7.947
9.227	10.293	11.893	10.810
7.507	6.813	8.290	8.827
6.053	5.000	0.000	4.000
6.073	5.633	4.380	1.260
16.467	15.530	21.417	26.727
9.907	13.533	11.067	14.067
n/a	n/a	n/a	n/a
8.280	10.000	10.000	12.000
5.377	5.533	6.000	7.000
0.000	1.000	9.000	12.837
4.000	4.000	4.000	5.000
9.000	11.000	10.000	13.000
8.717	6.000	7.067	6.067
11.630	8.067	4.533	4.000
3.000	3.000	3.000	3.000
10.060	9.000	9.000	12.851
8.853	8.000	8.497	11.000
10.133	0.000	0.000	0.000
6.587	4.213	3.773	6.753
19.677	30.882	29.116	31.905
2.000	2.000	2.000	2.000
566.026	565.023	562.206	613.407

Cleveland Public Library
Cuyahoga County
Capital Assets Statistics by Neighborhood Branches
Last Ten Years

Branch	2016	2015	2014	2013	2012
Addison (8,000 sq ft)					
<i>Built 1990</i>					
Circulation	101,419	112,002	136,577	148,587	152,724
Attendance	63,704	62,146	72,321	87,776	83,010
Collection Count	18,224	19,302	22,489	23,561	25,497
Broadway (1,150 sq ft)					
<i>Leased space 1988-Nov. 2012</i>					
Circulation	0	0	0	0	35,715
Attendance	0	0	0	0	18,421
Collection Count	0	0	0	0	7,048
Brooklyn (5,500 sq ft)					
<i>Built 1919; renovated 1985</i>					
Circulation	65,510	71,635	81,878	93,016	109,167
Attendance	47,569	42,045	49,522	57,609	55,694
Collection Count	22,346	21,032	20,424	20,200	22,776
Carnegie West (28,600 sq ft)					
<i>Built 1910; renovated 1979</i>					
Circulation	146,365	152,838	168,320	176,688	172,840
Attendance	122,842	186,622	180,128	195,576	205,429
Collection Count	25,881	25,910	28,095	29,823	34,866
Collinwood (15,800 sq ft)					
<i>Built 1928; renovated 1980</i>					
Circulation	82,789	94,094	108,760	121,966	127,053
Attendance	87,695	80,249	88,168	90,422	83,473
Collection Count	19,935	18,499	19,639	20,800	23,148
East 131st Street (15,800 sq ft)					
<i>Built 1929; renovated 1979</i>					
Circulation	48,829	54,812	66,857	66,903	69,715
Attendance	85,552	89,041	88,142	93,792	89,047
Collection Count	15,686	15,449	15,510	15,299	15,635

2011	2010	2009	2008	2007
183,093	165,748	193,211	187,391	160,281
72,606	82,899	103,824	137,419	123,878
29,393	30,657	42,308	48,883	48,748
40,743	42,610	46,814	48,843	36,441
18,073	20,222	26,825	24,036	14,781
9,263	10,549	12,002	12,950	12,470
108,922	102,816	115,152	110,020	98,559
54,761	51,590	56,126	60,295	71,458
23,857	28,523	32,576	34,079	33,484
164,735	155,513	157,946	142,699	118,678
225,437	230,345	261,572	202,015	166,735
40,673	46,274	51,523	57,617	55,030
126,298	131,518	153,531	151,249	110,388
85,807	93,265	113,400	113,182	118,481
28,781	31,649	32,220	37,244	37,687
70,499	58,053	67,661	61,972	51,390
81,120	78,275	80,580	88,142	83,434
17,497	18,833	28,804	30,483	29,726

(continued)

Cleveland Public Library
Cuyahoga County
Capital Assets Statistics by Neighborhood Branches (Continued)
Last Ten Years

Branch	2016	2015	2014	2013	2012
Eastman (11,400 sq ft)					
<i>Built 1980</i>					
Circulation	226,088	237,722	252,785	275,432	237,030
Attendance	126,228	122,151	138,529	154,703	146,598
Collection Count	42,741	42,908	43,595	45,974	48,870
Fleet (9,000 sq ft)					
<i>Built 1981</i>					
Circulation	141,271	145,846	169,136	202,290	189,166
Attendance	118,577	119,480	130,267	148,426	132,180
Collection Count	22,801	25,227	29,961	33,306	38,144
Fulton (8,600 sq ft)					
<i>Built 1983</i>					
Circulation	161,960	133,075	173,058	168,345	146,168
Attendance	100,576	87,485	94,896	108,588	95,501
Collection Count	32,144	32,487	31,230	30,972	34,575
Garden Valley (3,500 sq ft)					
<i>Current leased space since 2008</i>					
Circulation	41,403	40,390	46,944	59,956	65,016
Attendance	49,739	51,861	62,097	57,048	57,209
Collection Count	14,083	13,069	12,453	13,888	15,753
Glenville (13,100 sq ft)					
<i>Built 1980</i>					
Circulation	71,700	79,301	98,786	110,936	114,105
Attendance	73,488	96,826	79,139	90,166	98,117
Collection Count	16,801	17,814	20,149	24,067	25,550
Harvard-Lee (8,700 sq ft)					
<i>Built 1979</i>					
Circulation	108,056	110,474	109,856	126,524	122,280
Attendance	90,783	91,217	111,718	114,108	101,518
Collection Count	21,828	20,992	23,397	24,408	27,090

2011	2010	2009	2008	2007
233,862	253,399	234,441	216,276	165,383
145,027	158,413	165,202	156,100	129,331
57,036	58,776	66,092	73,670	70,116
161,990	172,568	179,584	145,010	126,029
126,141	126,041	137,207	139,398	141,579
36,541	43,899	54,045	54,922	57,447
148,064	139,260	121,787	118,417	100,427
95,188	89,996	87,062	88,734	103,535
33,646	40,783	44,004	46,844	45,946
57,095	57,283	55,655	59,973	13,523
61,805	77,338	85,585	84,096	9,283
18,265	18,353	20,219	23,491	13,423
106,841	93,225	111,254	107,074	75,252
92,186	102,634	112,256	109,670	105,134
29,907	30,762	37,971	45,246	45,118
122,398	120,253	128,116	124,991	95,971
105,375	113,229	145,985	159,254	153,913
32,111	38,533	41,838	41,934	43,167

(continued)

Cleveland Public Library
Cuyahoga County
Capital Assets Statistics by Neighborhood Branches (Continued)
Last Ten Years

Branch	2016	2015	2014	2013	2012
Hough (7,800 sq ft)					
<i>Opened 1988</i>					
Circulation	58,685	55,843	63,285	64,411	75,257
Attendance	84,588	122,906	137,401	129,082	141,340
Collection Count	17,329	18,037	18,990	18,993	20,601
Jefferson (6,900 sq ft)					
<i>Opened 1988</i>					
Circulation	82,825	90,390	98,087	108,194	119,097
Attendance	62,903	81,428	87,303	96,000	102,675
Collection Count	21,191	20,969	21,804	22,451	25,490
Langston Hughes (8,200 sq ft)					
<i>Built 1998</i>					
Circulation	80,797	81,435	95,843	100,666	93,989
Attendance	93,911	80,755	88,849	87,610	79,427
Collection Count	29,060	29,789	30,423	29,231	32,661
Lorain (8,400 sq ft)					
<i>Built 1912; renovated 1985</i>					
Circulation	106,911	121,259	138,404	155,842	150,836
Attendance	82,937	85,244	102,420	108,090	95,338
Collection Count	21,541	22,991	25,194	24,946	31,120
Martin Luther King, Jr. (17,100 sq ft)					
<i>Built 1970</i>					
Circulation	97,004	111,278	137,547	121,465	102,324
Attendance	93,191	87,340	83,444	75,843	66,561
Collection Count	30,819	30,784	31,348	30,197	35,268
Memorial-Nottingham (15,000 sq ft)					
<i>Built 1994 (part of Lake Shore Facility)</i>					
Circulation	147,556	151,140	179,584	192,810	202,561
Attendance	68,682	62,578	77,104	102,043	98,491
Collection Count	33,660	31,480	27,984	35,501	41,315

2011	2010	2009	2008	2007
79,029	79,190	90,554	84,044	68,013
165,682	167,134	199,235	217,384	188,983
24,552	26,084	30,269	32,314	28,788
125,293	128,916	150,047	146,070	98,452
99,934	101,882	114,345	114,032	117,607
28,551	29,210	31,839	36,526	35,120
94,860	93,283	87,462	89,667	86,046
77,002	83,021	83,897	89,589	106,346
35,069	38,920	49,919	52,304	54,137
150,565	154,786	163,939	126,994	132,112
91,545	93,554	107,712	100,441	126,231
30,220	32,661	35,473	39,398	44,056
108,668	109,211	116,588	112,499	89,879
70,232	76,713	86,799	92,219	103,862
36,275	39,344	48,428	55,057	52,163
210,316	235,004	243,669	233,257	197,204
99,752	110,306	117,742	122,970	124,713
46,714	55,055	58,234	67,235	64,711

(continued)

Cleveland Public Library
Cuyahoga County
Capital Assets Statistics by Neighborhood Branches (Continued)
Last Ten Years

Branch	2016	2015	2014	2013	2012
Mt. Pleasant (7,200 sq ft)					
<i>Opened 1937; renovated 1981</i>					
Circulation	45,614	55,307	71,723	86,345	88,262
Attendance	63,524	68,259	77,113	76,344	74,666
Collection Count	12,986	15,793	16,514	16,684	18,693
Rice (14,000 sq ft)					
<i>Built 2010</i>					
Circulation	126,498	148,329	150,738	172,793	167,245
Attendance	138,261	151,848	142,561	172,424	154,018
Collection Count	32,047	33,809	34,671	35,447	37,940
Rockport (9,200 sq ft)					
<i>Built 1964</i>					
Circulation	202,054	221,849	252,301	270,933	285,134
Attendance	119,422	118,786	144,589	126,890	133,446
Collection Count	41,805	48,493	50,142	50,013	55,824
South (9,500 sq ft)					
<i>Built 1911; Deactivated 2013</i>					
<i>Leasing space (3,688 sq ft)</i>					
<i>March 16, 2013 -</i>					
Circulation	100,821	101,020	115,694	116,207	111,598
Attendance	75,395	79,649	92,489	93,752	100,919
Collection Count	14,877	13,054	14,558	24,643	28,361
South Brooklyn (10,300 sq ft)					
<i>Built 1979</i>					
Circulation	209,087	223,700	260,635	281,803	268,634
Attendance	172,095	149,791	155,588	160,347	160,946
Collection Count	31,068	33,472	36,388	44,421	47,523
Sterling (6,500 sq ft)					
<i>Built 1913</i>					
Circulation	55,107	60,122	75,031	87,722	88,728
Attendance	121,163	105,686	130,795	150,035	145,837
Collection Count	17,662	18,169	18,846	17,962	20,247

2011	2010	2009	2008	2007
87,799	81,055	102,589	101,443	77,747
78,651	95,700	114,814	112,878	99,185
21,560	24,995	29,498	32,439	30,366
162,701	162,102	111,884	95,720	93,172
167,460	186,074	83,500	74,463	85,787
36,791	36,800	37,224	39,623	45,505
283,241	279,868	286,142	273,060	242,730
156,020	135,152	147,788	148,572	146,354
55,524	58,071	63,564	64,296	65,153
118,840	111,899	137,454	119,892	100,089
103,510	108,352	117,638	115,496	113,424
31,000	29,993	33,635	40,191	39,438
266,329	288,142	309,970	296,427	249,020
170,091	198,337	207,059	198,673	199,216
48,503	50,941	63,641	69,926	67,386
75,907	80,008	90,383	75,628	56,790
163,086	150,856	153,752	149,829	125,528
19,594	20,166	21,779	25,089	27,712

(continued)

Cleveland Public Library
Cuyahoga County
Capital Assets Statistics by Neighborhood Branches (Continued)
Last Ten Years

Branch	2016	2015	2014	2013	2012
Union (9,200 sq ft)					
<i>Built 1982</i>					
Circulation	68,373	80,675	96,951	106,419	100,938
Attendance	70,096	74,425	76,564	72,932	86,900
Collection Count	16,480	18,902	20,947	23,698	26,685
Walz (9,600 sq ft)					
<i>Built 1967</i>					
Circulation	162,094	170,811	196,782	230,606	215,055
Attendance	103,871	94,375	111,135	125,542	112,276
Collection Count	35,695	36,880	36,590	38,555	43,779
West Park (14,800 sq ft)					
<i>Built 1928; renovated 1978</i>					
Circulation	235,179	249,414	264,864	283,683	296,712
Attendance	108,273	104,242	117,319	120,237	127,672
Collection Count	41,347	41,113	40,403	47,567	59,470
Woodland (15,300 sq ft)					
<i>Built 1961</i>					
Circulation	103,505	112,507	127,833	151,815	133,857
Attendance	93,371	84,897	92,658	94,415	90,254
Collection Count	21,877	22,263	23,298	24,098	26,181

2011	2010	2009	2008	2007
85,174	74,070	100,586	99,370	73,797
99,934	122,880	151,247	125,233	122,117
30,539	35,779	37,727	39,371	40,491
217,726	212,027	213,129	197,312	153,107
123,982	127,387	139,167	128,031	114,658
46,408	48,132	52,408	53,909	52,446
309,415	341,010	361,682	352,628	288,806
128,117	144,524	154,877	146,500	132,877
60,553	60,127	63,011	66,357	62,859
126,053	84,378	124,183	137,937	107,758
94,435	65,589	92,582	111,418	119,466
29,290	29,077	35,888	40,691	36,091

Cleveland Public Library

Cuyahoga County

Capital Assets Statistics by Main Library, Lake Shore Facility and Woodland Annex

Last Ten Years

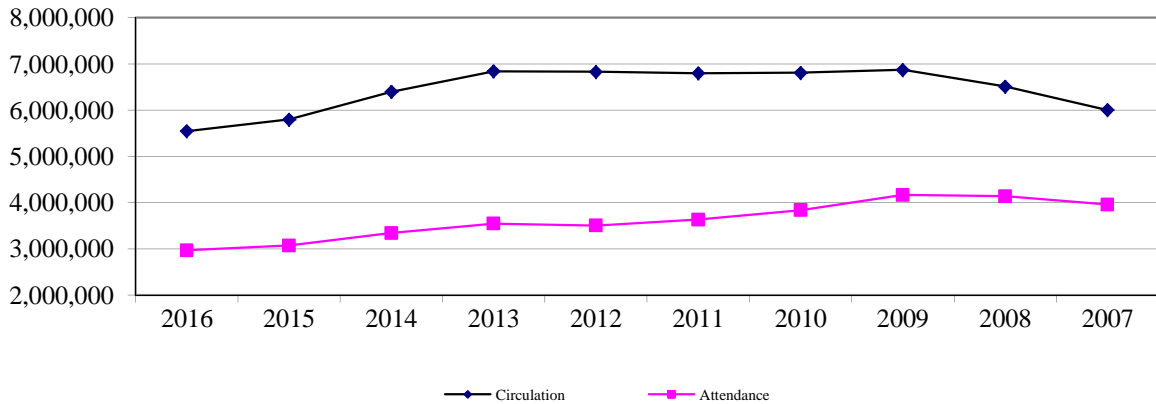
Facility	2016	2015	2014	2013	2012
Main Library (2 buildings)					
Main Building (261,223 sq ft)					
<i>Built 1925; renovated 1999</i>					
Louis Stokes Wing (267,981 sq ft)					
<i>Built 1997</i>					
Circulation	1,385,667	1,485,679	1,585,841	1,726,353	1,852,676
Attendance	449,613	485,570	524,934	548,562	559,239
Collection Count	9,879,685	9,860,853	9,810,719	9,785,000	9,843,117
Lake Shore Facility (147,200 sq ft)					
<i>Opened 1994 in school converted to new use</i>					
Houses:					
Memorial-Nottingham Branch					
Ohio Library for the Blind and Physically Disabled					
Technical Services					
Book Storage					
Meeting Rooms					
Training Center					
Auditorium					
Stock Room					
Woodland Annex (28,500 sq ft)					
<i>Added 2010 to Woodland Branch</i>					
Houses:					
Offices for Mobile Services					
Garage for bookmobile and literacy van					

2011	2010	2009	2008	2007
1,908,246	1,975,622	1,988,704	1,930,610	1,732,783
570,007	636,500	709,628	717,764	700,913
9,883,327	10,102,807	10,330,987	10,137,857	10,086,494

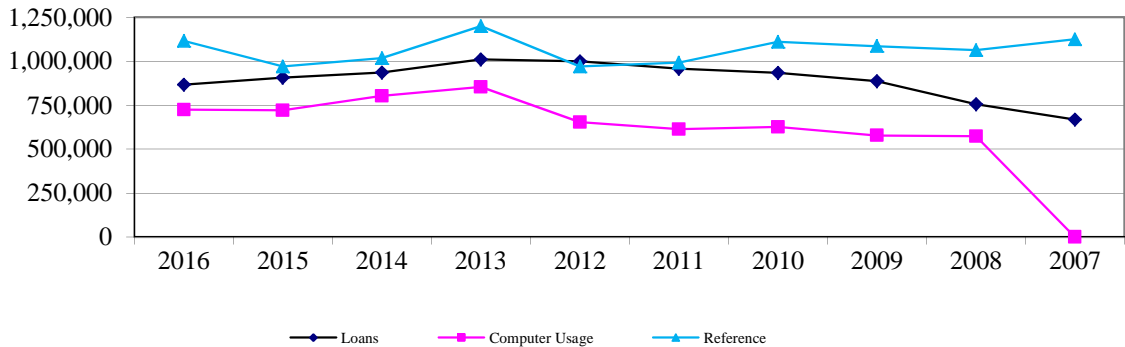
Cleveland Public Library
Cuyahoga County
Operating Indicators
Last Ten Years

	2016	2015	2014	2013	2012
Total Circulation for System (1)	5,546,909	5,800,972	6,399,116	6,840,905	6,830,416
Total Attendance for System (2)	2,968,049	3,071,819	3,344,078	3,545,705	3,505,208
Loans to Other Library Systems	865,686	906,581	935,317	1,009,506	999,060
Computer Usage (in hours)	724,204	721,082	802,117	853,698	653,634
Reference Transactions	1,115,972	969,699	1,016,860	1,199,098	969,752

Circulation and Attendance



Loans to Other Library Systems, Computer Usage and Reference Transactions



(1) Includes eMedia, Ohio Library for the Blind and Physically Disabled and Mobile Services

(2) Includes the Bookmobile

2011	2010	2009	2008	2007
6,799,839	6,809,003	6,873,457	6,514,722	6,005,531
3,632,365	3,836,924	4,166,169	4,137,530	3,958,379
957,465	933,529	886,602	754,471	667,880
613,302	625,970	577,613	572,882	n/a
991,381	1,110,555	1,085,588	1,062,987	1,124,127

(This page intentionally left blank)



CLEVELAND PUBLIC LIBRARY
www.cpl.org

This page intentionally left blank.



Dave Yost • Auditor of State

CLEVELAND PUBLIC LIBRARY

CUYAHOGA COUNTY

CLERK'S CERTIFICATION

This is a true and correct copy of the report which is required to be filed in the Office of the Auditor of State pursuant to Section 117.26, Revised Code, and which is filed in Columbus, Ohio.

Susan Babbitt

CLERK OF THE BUREAU

**CERTIFIED
AUGUST 15, 2017**