

**CITY OF NORTH RIDGEVILLE
LORAIN COUNTY, OHIO**

AUDIT REPORT

**FOR THE YEAR ENDED
DECEMBER 31, 2016**

James G. Zupka, CPA, Inc.
Certified Public Accountants



Dave Yost • Auditor of State

Members of City Council
City of North Ridgeville
7307 Avon Belden Road
North Ridgeville, Ohio 44039

We have reviewed the *Independent Auditor's Report* of the City of North Ridgeville, Lorain County, prepared by James G. Zupka, CPA, Inc., for the audit period January 1, 2016 through December 31, 2016. Based upon this review, we have accepted these reports in lieu of the audit required by Section 117.11, Revised Code. The Auditor of State did not audit the accompanying financial statements and, accordingly, we are unable to express, and do not express an opinion on them.

Our review was made in reference to the applicable sections of legislative criteria, as reflected by the Ohio Constitution, and the Revised Code, policies, procedures and guidelines of the Auditor of State, regulations and grant requirements. The City of North Ridgeville is responsible for compliance with these laws and regulations.

A handwritten signature in black ink that reads "Dave Yost".

Dave Yost
Auditor of State

September 26, 2017

This page intentionally left blank.

**CITY OF NORTH RIDGEVILLE
LORAIN COUNTY, OHIO
TABLE CONTENTS
FOR THE YEAR ENDED DECEMBER 31, 2016**

	<u>Page</u>
Independent Auditor's Report	Under Separate Cover
Comprehensive Annual Financial Report	Under Separate Cover
Independent Auditor's Report on Internal Control Over Financial Reporting and on Compliance and Other Matters Required by <i>Government Auditing Standards</i>	1-2
Schedule of Prior Audit Findings and Recommendations	3

This page intentionally left blank.

JAMES G. ZUPKA, C.P.A., INC.

*Certified Public Accountants
5240 East 98th Street
Garfield Hts., Ohio 44125*

Member American Institute of Certified Public Accountants

(216) 475 - 6136

Ohio Society of Certified Public Accountants

**REPORT ON INTERNAL CONTROL OVER FINANCIAL REPORTING
AND ON COMPLIANCE AND OTHER MATTERS BASED ON AN
AUDIT OF FINANCIAL STATEMENTS PERFORMED IN
ACCORDANCE WITH GOVERNMENT AUDITING STANDARDS**

To the Members of City Council
City of North Ridgeville
North Ridgeville, Ohio

The Honorable Dave Yost
Auditor of State
State of Ohio

We have audited, in accordance with the auditing standards generally accepted in the United States of America and the standards applicable to financial audits contained in Government Auditing Standards issued by the Comptroller General of the United States, the financial statements of the governmental activities, the business-type activities, each major fund, and the aggregate remaining fund information of the City of North Ridgeville, Lorain County, Ohio, (the City) as of and for the year ended December 31, 2016, and the related notes to the financial statements, which collectively comprise the City's basic financial statements, and have issued our report thereon dated July 21, 2017, wherein we noted the Ohio Police and Fire Pension (OP&F) had made a revision to the total net pension liability based on the census file provided to its actuary. The City has restated its December 31, 2015 net position as a result.

Internal Control Over Financial Reporting

In planning and performing our audit of the financial statements, we considered the City's internal control over financial reporting (internal control) to determine the audit procedures that are appropriate in the circumstances for the purpose of expressing our opinions on the financial statements, but not for the purpose of expressing an opinion on the effectiveness of the City's internal control. Accordingly, we do not express an opinion on the effectiveness of the City's internal control.

A deficiency in internal control exists when the design or operation of a control does not allow management or employees, in the normal course of performing their assigned functions, to prevent, or detect and correct, misstatements on a timely basis. A material weakness is a deficiency, or a combination of deficiencies, in internal control, such that there is a reasonable possibility that a material misstatement of the City's financial statements will not be prevented, or detected and corrected on a timely basis. A significant deficiency is a deficiency, or a combination of deficiencies, in internal control that is less severe than a material weakness, yet important enough to merit attention by those charged with governance.

Our consideration of internal control was for the limited purpose described in the first paragraph of this section and was not designed to identify all deficiencies in internal control that might be material weaknesses or significant deficiencies. Given these limitations, during our audit we did not identify any deficiencies in internal control that we consider to be material weaknesses. However, material weaknesses may exist that have not been identified.

Compliance and Other Matters

As part of obtaining reasonable assurance about whether the City's financial statements are free from material misstatement, we performed tests of its compliance with certain provisions of laws, regulations, contracts, and grant agreements, noncompliance with which could have a direct and material effect on the determination of financial statement amounts. However, providing an opinion on compliance with those provisions was not an objective of our audit, and accordingly, we do not express such an opinion. The results of our tests disclosed no instances of noncompliance or other matters that are required to be reported under *Government Auditing Standards*.

Purpose of This Report

The purpose of this report is solely to describe the scope of our testing of internal control and compliance and the results of that testing, and not to provide an opinion on the effectiveness of the City's internal control or on compliance. This report is an integral part of an audit performed in accordance with *Government Auditing Standards* in considering the City's internal control and compliance. Accordingly, this communication is not suitable for any other purpose.



James G. Zupka, CPA, Inc.
Certified Public Accountants

July 21, 2017

**CITY OF NORTH RIDGEVILLE
LORAIN COUNTY, OHIO
SCHEDULE OF PRIOR AUDIT FINDINGS AND RECOMMENDATIONS
FOR THE YEAR ENDED DECEMBER 31, 2016**

The prior audit report, as of December 31, 2015, included no citations or instances of noncompliance. Management letter recommendations have been corrected, repeated, or procedures instituted to prevent occurrences in this audit period.

This page intentionally left blank.

City of North Ridgeville, Ohio

Promoting Health & Safety 2016



Comprehensive Annual Financial Report For the Year Ended December 31, 2016

Back of Front Cover.

INTRODUCTORY SECTION

Back of Divider Page.

CITY OF NORTH RIDGEVILLE, OHIO
COMPREHENSIVE ANNUAL FINANCIAL REPORT
FOR THE YEAR ENDED DECEMBER 31, 2016

Prepared By:
Office of the Auditor

Jeffrey G. Wilcheck, CPA
City Auditor

TABLE OF CONTENTS

	<u>Page</u>
INTRODUCTORY SECTION	
Title Page	i
Table of Contents	ii
Letter of Transmittal	v
Principal City Officials	xiii
Organization Chart	xiv
GFOA Certificate of Achievement	xv
FINANCIAL SECTION	
Independent Auditor's Report	1
Management's Discussion and Analysis	5
Basic Financial Statements	
Government-wide Financial Statements:	
Statement of Net Position	17
Statement of Activities	18
Fund Financial Statements	
Balance Sheet - Governmental Funds	20
Reconciliation of Total Governmental Fund Balances to Net Position of Governmental Activities	21
Statement of Revenues, Expenditures and Changes in Fund Balances - Governmental Funds	22
Reconciliation of the Statement of Revenues, Expenditures and Changes in Fund Balances of Governmental Funds to the Statement of Activities	23
Statement of Revenues, Expenditures and Changes in Fund Balances Budget (Non-GAAP Budgetary Basis) and Actual - General Fund	24
Statement of Fund Net Position - Proprietary Funds	26
Statement of Revenues, Expenses and Changes in Fund Net Position - Proprietary Funds	27
Statement of Cash Flows - Proprietary Funds	28
Statement of Fiduciary Assets and Liabilities	30
Notes to the Basic Financial Statements	31
Required Supplementary Information	
Schedule of the City's Proportionate Share of the Net Pension Liability	
Ohio Public Employee's Retirement System - Traditional Plan	75
Ohio Police and Fire Pension System	76
Schedule of the City's Contributions	
Ohio Public Employee's Retirement System - Traditional Plan	77
Ohio Police and Fire Pension System	78
Combining Statements and Nonmajor Fund Schedules:	
Combining Statements - Nonmajor Governmental Funds	
Fund Descriptions	80
Combining Balance Sheet - Nonmajor Governmental Funds	82
Combining Statement of Revenues, Expenditures and Changes in Fund Balances - Nonmajor Governmental Funds	83
Combining Balance Sheet - Nonmajor Special Revenue Funds	84

TABLE OF CONTENTS (continued)

Page

Combining Statement of Revenues, Expenditures and Changes in Fund Balances - Nonmajor Special Revenue Funds	88
Combining Balance Sheet - Nonmajor Debt Service Funds	92
Combining Statement of Revenues, Expenditures and Changes in Fund Balances - Nonmajor Debt Service Funds	93
Combining Statements - Agency Funds	
Fund Descriptions	95
Combining Statement of Assets and Liabilities - Agency Funds	96
Combining Statement of Changes in Assets and Liabilities - Agency Funds	98
Individual Fund Schedules of Revenues, Expenditures/Expenses and Changes in Fund Balances - Budget (Non-GAAP Budgetary Basis) and Actual	
Major Funds	
General Fund	101
Capital Projects Fund	105
Nonmajor Funds	
Income Tax Fund	106
Payroll and Benefits Reserve Fund	107
Street Construction, Maintenance and Repair Fund (SCMR)	108
State Highway Fund	109
Motor Vehicle License Tax Fund	110
Street Levy Fund	111
Surface Drainage Fund	112
Police Levy Fund	113
Police Pension Fund	114
Law Enforcement Trust Fund	115
Local Law Enforcement Assistance Fund	116
Drug Law Enforcement Trust Fund	117
DUI Enforcement and Education Trust Fund	118
Clerk of Courts Computer Service Fund	119
Court Computerization Fund	120
Fire Levy Fund	121
Fire Pension Fund	122
Paramedic Levy Fund	123
Ambulance Fund	124
State and Other Grants Fund	125
Federal Grants Fund	126
Cemetery Fund	127
Park and Recreation Trust Fund	128
Park and Recreation Improvement Fund	129
Senior Citizens Title III Fund	130
Solid Waste Management Fund	131
General Obligation Bond Retirement Fund	132
Special Assessment Bond Retirement Fund	133
Issue II Fund	134

TABLE OF CONTENTS (continued)**STATISTICAL SECTION**Page

Contents	S 1
Financial Trends	
Net Position by Component	S 2
Expenses and Program Revenues	S 4
Net (Expense) / Revenue, General Revenues and Total Change in Net Position	S 6
Program Revenues by Function / Program	S 8
Governmental Funds Fund Balances	S 10
Governmental Funds Fund Balances	S 12
Governmental Fund Type - Revenues by Source	S 14
Governmental Fund Type - Expenditures by Function	S 16
Other Financing Sources and Uses and Net Change in Fund Balances - Governmental Funds	S 18
Revenue Capacity	
Assessed and Estimated Actual Value of Taxable Property	S 20
Property Tax Rates - Direct and Overlapping Governments	S 22
Principal Taxpayers - Real Property Taxpayers	S 24
Principal Taxpayers - Public Utility	S 25
Property Tax Levies and Collections (Real and Public Utilities)	S 26
City Income Tax Collections	S 27
Debt Capacity	
Ratio of Outstanding Debt by Type	S 29
Ratio of Net General Obligation Bond Debt to Assessed Value and Net General Obligation Bonded Debt per Capita	S 30
Direct and Overlapping Governmental Activities Debt	S 31
Computation of Legal Debt Margin	S 32
Pledged Revenue Coverage	S 34
Demographic and Economic Information	
Demographic Statistics	S 35
Principal Employers	S 36
Operating Information	
Full-time Equivalent City Government Employees by Function	S 38
Operating Indicators by Function / Program	S 40
Capital Asset Statistics by Function / Program	S 42



THE CITY OF NORTH RIDGEVILLE

7307 AVON BELDEN ROAD, NORTH RIDGEVILLE, OHIO 44039

TELEPHONE: (440) 353-0851 FAX: (440) 353-1542

Auditor's Office

July 31, 2017

Members of City Council and
Citizens of North Ridgeville
North Ridgeville, Ohio

We are pleased to submit this Comprehensive Annual Financial Report (CAFR) of the City of North Ridgeville, Ohio for its year ended December 31, 2016. Responsibility for both the accuracy of the data and the completeness and fairness of the presentation including all disclosures rests with the City. To the best of our knowledge and belief, the enclosed data are accurate in all material respects and are reported in a manner that presents fairly the financial position and results of operations of the City. All disclosures necessary to enable the reader to gain an understanding of the City's financial activities have been included.

Independent Audit

The City's financial statements for the year ended December 31, 2016 were examined by James G. Zupka, CPA, Inc. The Independent Auditor's Report on the basic financial statements is included in the Financial Section of this report.

Reporting Entity

For financial reporting purposes, the City includes all funds that comprise the primary government and all agencies, boards and commissions for which the City is financially accountable and component units. Component units are legally separate organizations for which the City is financially accountable. The City is financially accountable for an organization if the organization is fiscally dependent on the City or if the City appoints a majority of the organization's governing board and 1) it is able to impose its will on the organization or 2) there is a potential for the organization to provide specific financial benefits or impose specific financial burdens on the City. The City has no component units.

CITY PROFILE

The City

The City of North Ridgeville is located in Lorain County in north central Ohio, approximately twenty miles southwest of the City of Cleveland, approximately ten miles southeast of the City of Lorain, and approximately thirteen miles northwest of Cleveland Hopkins International (CLE) airport. The City's area is approximately 25 square miles. The City's estimated population was 32,983 according to the 2016 Federal census, which is the third largest in Lorain County. The City is in the Cleveland-Elyria-Mentor Metropolitan Statistical Area (MSA) and the Cleveland-Akron-Elyria Combined Statistical Area (CSA).

The City is provided with banking and financial services by seven local commercial banks and savings and loan associations, operating a total of eight offices within the City. Three daily and two weekly newspapers serve the City. The City is within the broadcast area of seven television stations and approximately thirty-one AM and FM radio stations. Multi-channel cable TV service, including educational, governmental and public access channels is provided by Time Warner Cable.

Within commuting distance are several public and private two-year and four-year colleges and universities, including Cleveland State University, University of Akron, and Kent State University (three of Ohio's twelve state universities), Lorain County Community College (LCCC), Cuyahoga Community College, Oberlin College (located in the County), Baldwin Wallace University, John Carroll University and Case Western Reserve University. The LCCC University Partnership Ridge Campus offers numerous academic programs in the City.

Two major health care providers, The Cleveland Clinic Foundation and the University Hospitals System (UH) currently operate a number of health care facilities located in the cities of Avon, Elyria, Westlake and Fairview Park and within a 10-mile radius of the City. Among those facilities are three acute-care hospitals, UH's Elyria Medical Center (387 beds) located in the City of Elyria and St. John Medical Center (approximately 204 beds) located in the City of Westlake, and the Cleveland Clinic Foundation's Fairview Hospital (488 beds) located in Fairview Park. Mercy Regional Medical Center, a 338-bed total care facility located in the City of Lorain also serves the area. A number of other health care facilities, including many of others of the Cleveland Clinic Foundation, the UH System and Cuyahoga County's MetroHealth System, are within a 30 to 45 minute commuting distance.

The City owns and operates four parks covering 118 acres and provides recreational facilities including basketball, volleyball and tennis courts, baseball / softball fields, soccer fields, walking trails, picnic areas and a stocked fishing lake. An additional 66 acres has been leased for private use as a sports park. In addition, the City is within the Lorain County Metropolitan Park District, created to preserve natural resources and provide park and recreation facilities within the County. The Park District's Sandy Ridge Reservation, which is located within the City, consists of 310 acres of wildlife preservation with small ponds, a trail complete with information signs, observation mound, playground, educational center and picnic area.

Severance Hall, home of the Cleveland Orchestra; the Cleveland Museum of Natural History; the Cleveland Museum of Art; the NASA Space Technology Museum; The Rock and Roll Hall of Fame; the Great Lakes Science Museum and other museums, theaters and cultural attractions are located within 45 minutes driving time of the City.

City Government

The City of North Ridgeville was founded in 1810, incorporated as a village in 1958 and became a City in 1960. The City operates under and is governed by its Charter, first adopted by voters in 1961 and which has been and may be amended by the voters from time to time. The City is also subject to some general laws applicable to all cities. Under the Ohio Constitution, the City may exercise all powers of local self-government and police powers to the extent not in conflict with applicable laws. The Charter provides for a Mayor-Council form of government. Legislative authority is vested in a seven-member Council, of whom three are elected at-large and four are elected from wards, all for four-year terms. The Council fixes compensation of City officials and employees, and enacts ordinances and resolutions relating to the City services, tax levies, appropriating and borrowing money, licensing and regulating businesses and trades, and other municipal purposes. The presiding officer is the President of Council, who is elected by the Council from the at-large members for a two-year term.

The City's chief executive and administrative officer is the Mayor, who is elected by the voters for a four-year term. The Mayor appoints the directors of most City departments, subject to the approval of a majority of all the members of Council. The major appointed officials are the Directors of Law, Safety-Service and the Treasurer. The Mayor also appoints members to a number of boards and commissions, and appoints and removes, in accordance with civil service requirements, all appointed officers and employees.

The Auditor, who is the City's chief fiscal officer and the Clerk of Council are appointed by Council. The Auditor is appointed to a two-year term, subject to removal by a majority of all of the members elected to Council. The Clerk of Council serves at the pleasure of Council.

All elected officials, except the Mayor, serve part-time.

The City provides a full range of municipal services including police, fire, and emergency rescue services, park and recreation services, water, sanitary and storm sewer utility services, planning and zoning, general administrative services, and a Mayor's court.

CITY ECONOMIC CONDITION

Local Economy and Outlook

The City is primarily a residential community with many residents commuting daily to work in the City of Cleveland and other areas in Lorain County and adjacent Cuyahoga County. Approximately one fourth of the land in the City is undeveloped or used for agricultural purposes. Because of its location adjacent to the substantially fully developed cities of Westlake and North Olmsted and access to the Ohio Turnpike (I-80), I-90, I-480 and State Route 10, and close proximity to Cleveland Hopkins International Airport, new residential, commercial, light industrial and warehousing development is expected to continue within the next several years.

Because the City has a diverse workforce and is not reliant on any concentration of industry, it has been able to weather economic downturns without curtailing basic services. The City's major sources of revenues are municipal income taxes, property taxes and intergovernmental revenues consisting of state shared taxes and grants. In recent years, the City has been one of the fastest growing residential communities in the State of Ohio. The City has developed a master plan to encourage and accommodate responsible and orderly growth that identifies areas for residential, commercial, industrial and governmental development.

To attract commercial developments and light industrial development, the City has established an enterprise zone (coterminous with the City) and a community reinvestment area. Under its enterprise zone program and policy, the City offers businesses abatements of up to 100% of real property taxes on new property added to the tax duplicate, for a period of up to ten years. The amounts, types and duration of the actual abatements offered by the City under this program are a function of the size of the proposed development and the number of jobs created. Under its community reinvestment zone program and policy, the City offers an abatement of real property taxes on new property added to the tax duplicate, for a period of up to 15 years.

Five separate industrial parks are located within in the City. The largest of these is Taylor Woods Industrial Park, which includes Invacare Corp. (a manufacturer of wheelchairs), Beckett Gas, Inc. (a manufacturer of gas burners), and Beckett Air, Inc. (a manufacturer of blower parts). Commercial building permits issued in 2016 had an estimated value of \$28,322,479. The City expects commercial development to expand as the result of its infrastructure improvements completed in recent years, access to Interstate highways, close proximity to Cleveland Hopkins International Airport and downtown Cleveland, Ohio, and planned widening of Center Ridge Road to begin in 2018.

Commercial development in 2016 includes Riddell, Inc. and the University Hospital (UH) System plans to open an outpatient health center and freestanding emergency room department on a 30-acre site on Lorain Road near the intersection of I-480 and I-80 (James W. Shocknessy Ohio Turnpike.) This center is expected to be completed in 2018 at an estimated cost of \$32.4 million, will provide laboratory services, physician therapy, primary and specialty care physician services, pediatrics, heart and vascular services as well as the emergency room department.

The City, in cooperation with the Ohio Department of Transportation, is undertaking a major project to widen and reconstruct two major roadways in the City, Center Ridge Road (the main east-west route through the center of the City) and Lear Nagle Road (a north-south route). The City estimates that the State and federal share of the cost of these projects will be approximately \$58,692,387 and its local share of the cost will be approximately \$8,697,536. Lear Nagle will be completed in 2017 and Center Ridge road construction will begin in 2018. The relocation of utility lines will be completed in 2017.

The North Ridgeville City School District currently has one major projects underway, involving the construction of a new elementary and middle school (for grades 3 through 8) and the demolition of the District's existing middle school and certain elementary school buildings (the School Facilities Project) being undertaken in cooperation with the Ohio School Facilities Commission (OSFC).

The City and the School District entered into an agreement providing that, upon completion of the School Facilities Project in 2017, the 15-acre site of the District's existing middle school, a prime location for future commercial or mixed use development in the center of the City, will be conveyed to the City. The City plans to combine that site with an adjacent site it is acquiring and market them for economic development purposes.

Residential development continues within the City. In various stages of planning and construction in the western half of the City are two planned community developments: Waterbury, a 640 acre development representing approximately 2,000 residential units when completed and is now approximately 85% complete; and Meadow Lakes, a 570 acre development representing approximately 1,900 residential units when complete and is currently 75% complete. Other major ongoing residential developments in the City include: Cross Creek, Hampton Place, Mill Ridge, North Ridge Pointe, Reserve at Winfield Farm and Ridgefield. The City's Building Department projects that approximately 2,000 additional residential units will be constructed with these various developments when they are built out. The City issued permits for new residential units with an estimated value of \$32,769,015 in 2016.

Long-term Planning

Long-term financial planning is performed on a departmental basis and incorporated as a part of the annual appropriation process.

Operating costs are forecasted for governmental operations on a five-year basis. Property tax collections are the second highest source of general revenue to the City. The City's voted property tax levies are limited to five years in duration and must be "renewed" or "replaced" by voter approval prior to expiration. Property tax levies are voted on at a specific millage rate. Ohio House Bill 920, in effect since 1976, removed the inflationary revenue growth resulting from increased property valuation by requiring annually, a decrease in the millage rate proportional to the increase in property valuation. As a result, the amount of annual tax collections generated by the levy remains approximately the same for the five-year period based on the annually determined "effective tax rate". Prior to expiration of each levy, the City must seek voter approval to "renew" or "replace" each levy. A renewal levy results in the continuation of tax collections at the effective rate based on the property tax valuation when the original levy was first passed, resulting in the same annual tax collections as the previous five years. A "replacement" levy results in the original tax rate applied to the current property valuation, which results in additional tax revenue based on the updated most recent valuation. The City's policy in recent years, when economically advantageous, has been to seek "replacement" levies. Accordingly, in the initial years following passage, levy monies are allowed to accumulate for use in the later years when increasing operating costs exceed the tax levy revenue collected. Historically, renewal and replacement levies have been supported by the voters.

Capital asset budgets for governmental operations are maintained by the departments, and capital asset replacements are planned as part of the City's annual appropriation process. Annually, 15% of the City's net municipal income tax collections, after deducting tax department operating costs are earmarked for transfer to the City's Capital Projects Fund for the acquisition of capital outlay and payment of debt service related thereto.

Operating costs and capital outlay related to the City's enterprise operations consisting of water and sanitary sewer are paid from user fees and tap-in charges, as applicable. The City's water and sanitary sewer operations are self-sufficient. The City obtains independent rate studies periodically and adjusts user fees as needed. Rate reviews are anticipated in 2017.

Major Initiatives

Police Department

The Police Department provides basic and enhanced law enforcement services to this growing community with a compliment of thirty-seven full-time officers, six full-time and three part-time dispatchers, two administrative staff members, and two part-time animal control officers and volunteer auxiliary officers. Police services include directed patrol, selective traffic patrol, detective bureau, school resource officer, bicycle patrol, K-9 units, safety programs, animal control and multi-jurisdictional fugitive, bomb and SWAT teams. In 2016, the department responded to 601 motor vehicle crashes, arrested 147 intoxicated drivers, wrote 5,734 traffic citations and went to over 32,749 calls for service and assistance. The Department strives to fulfill its mission of providing professional, impartial and caring police services that will enhance the quality of life for its citizens.

Fire Department

The Fire Department is the largest dual-role emergency service in Lorain County providing both advanced life-support paramedic service and fire protection on a twenty-four hour basis with a full time staff of thirty-six state certified paramedics and one administration staff. The Department is an active member of the Lorain County dive rescue, technical rescue and hazardous materials teams which provide various technical assistance throughout Lorain County, and maintains a fire prevention program that educates students, conducts fire safety inspections and provides CPR classes to residents and businesses. In 2016, the Department responded to 2,817 medical emergencies and 477 fire calls. The Department is a member of the WESTCOM regional dispatch center which provides mutual aid emergency support services to the City from various surrounding cities. The Department maintains an ISO Public Protection Classification (PPC) of #4 for its fire suppression services.

The City received voter approval for a bond issue in the amount of \$8,200,000 to provide funds to pay costs of constructing, furnishing, and equipping a new central fire station in 2015. Construction will start in 2017.

Building Department

The Building Department staffs three full-time building inspectors, and two secretaries under the direction of the Chief Building Official. The City maintains an ISO (Insurance Service Office) building code rating of #5 for residential and #4 for commercial property owners. The Department continually strives to maintain or improve the City's ISO ratings to minimize the insurance cost of its citizens. During 2016, building permits were issued for 194 residential dwellings and 7 commercial buildings. The Department utilizes state of the art mobile technology for its field inspectors enabling remote access to plans and inspection reports enhancing efficiency and compliance. The Department has also implemented electronic plan review enabling applicants to upload drawings through the Internet and track the status of their plan review from inception through issuance of a permit electronically.

Engineering Department

The Engineering Department consists of six full-time staff. In 2016, the Department's services included engineering review and inspection for 14 commercial projects, and 10 residential subdivisions to provide an additional 395 residential lots receiving preliminary or final approval at various locations throughout the City. The Department continues enhancements of its Geographic Information System for the City's infrastructure systems including, storm sewer, sanitary sewer, waterways, contouring, zoning and soil conditions. The Department is currently studying methods to improve storm water management within the City. In 2016, the Department continued to work on Lear Nagle Road and the Center Ridge Road Widening Projects, which are expected to be completed in 2017 and 2020, respectively. The Department completed the design of the Avon Belden and Mills Road Roundabout in 2016. The construction of the Avon Belden and Mills Road Roundabout as well as the Jaycox Road Extension will begin in 2017. In 2016, the Department also began the design for the roadway and traffic signal modifications to Lorain Road at the eastbound I-480 entrance ramp in order to provide a four-way traffic signal for a new drive to Leppo Rents. Construction is expected to begin at the end of 2017.

Utilities Department

The Utilities Department serviced over 13,000 water, sewer and sanitation accounts in 2016 with its utilities office staff of four full-time employees. The City continues to reap the benefits of its automated electronic meter reading system which, in addition to providing contemporaneous "read" information transmitted directly to the Utility Department computers, can identify potential water leaks, broken and vandalized meters, greatly enhancing its customer service while reducing operating costs. Updates to this system began in 2016 and will be completed in 2017. The Departments U-Bill system provides Internet electronic payment capability for convenience of its citizens. The City-wide recycling program which provided color coordinated wheel cart receptacles to its residents continues to increase in the volume of recyclables collected annually.

French Creek Wastewater Treatment Plant

The City's French Creek Wastewater Treatment Plant services the City, the City of Avon and the Village of Sheffield. The Plant's staff consists of twenty full-time employees. Capacity of the plant is 11.25 MGD. The land and plant facilities were originally designed to accommodate a 33 MGD treatment facility to be constructed in four phases, as the served communities continue to grow. In 2016, the installation of a new Grit Removal System and the Main Influent Pumping System were completed. These system replacements and implementations greatly enhance the operational reliability of the plant and result in additional operational cost savings. In 2017 additional upgrades are planned with the installation of a new HVAC system and the replacement of the Main Influent Pumping System. These system replacements and implementations greatly enhance the operational reliability of the plant and result in additional cost savings.

Parks and Recreation

The Parks and Recreation Department provides affordable programs and services for residents that include tot and youth leisure activities, youth and adult sports programs, special events, cultural enrichment, group fitness and adult education classes. On an annual basis, the Department offers more than one hundred programs to the community. The City's park system includes South Central park, a 30 acre woodland park with a fishing lake; state-of-the-art splash pad, five pavilions, two indoor facilities, walking trails and an array of sport amenities.

The Shady Drive Complex is a 59 acre baseball/softball complex which has a walking trail, indoor batting cage, playground and pavilion. Frontier Park is a 13 acre football complex with pavilion and concessions. Root Road Soccer Complex is a 12 acre soccer complex with pavilion and concessions. The Department offers special events for the City's residents and provides Internet access to the community including program tracking and online registration. The Department of Parks and Recreation received a \$54,000.00 grant from ODNR Nature Works Grant Program. The grant is being utilized to rehab the existing tennis courts at South Central Park.

Office of Older Adults

The North Ridgeville Senior Center (Office of Older Adults) is a multi-functioning center that strives to keep older adults independent and in their homes as long as possible by offering assistance through its transportation, social, health services, supportive services and snow plowing programs. In addition to its six full-time employees, 148 volunteers provided over 4,776 hours of volunteer services in 2016. The Center provides nutritional meals to homebound seniors through its Meals-on-Wheels program for the City and surrounding townships, and provides transportation services for doctor appointments, grocery shopping, and other special trips. Help clinics and screenings are provided at no charge for various health matters including hearing, blood pressure, glucose/cholesterol, and memory testing. Other services include recreational programs, CPR classes, self-defense and driving classes, tax preparation assistance, flu shots, themed breakfast and lunches, bingo, and periodic outings. Activities at the Center include bingo, line-dancing, yoga and numerous other fun and fellowship events. The Center received a grant from the Lorain County General Health District for an Older Adult Fitness Station (the first in Ohio) which was completed in 2016. The Office continues to explore and enhance its programs and activities for the seniors of the City.

Financial Information

Internal Control

Management of the City is responsible for establishing and maintaining an internal control structure designed to ensure that the assets of the government are protected from loss, theft or misuse and to ensure that adequate accounting data is compiled to allow for the preparation of financial statements in conformity with generally accepted accounting principles. The internal control structure is designed to provide reasonable, but not absolute, assurance that these objectives are met. The concept of reasonable assurance recognizes that 1) the cost of a control should not exceed the benefits likely to be derived, and 2) the valuation of costs and benefits require estimates and judgments by management. We believe that the City's system of internal control is adequate to safeguard assets and provide reasonable assurance of proper recording of transactions.

Basis of Accounting

The City prepares its annual financial statements under the reporting model required by Government Accounting Standards Board Statement No. 34 (GASB 34), "Basic Financial Statements and Management's Discussion and Analysis for State and Local Governments". Under GASB 34, the basic financial statements consist of:

Government-wide financial statements - These statements are prepared on an accrual basis of accounting, which is similar to the basis of accounting followed by many businesses. The government-wide statements distinguish between those activities of the City that are governmental and those that are considered business-type activities.

Fund financial statements - These statements present information for individual major funds rather than by fund type. Nonmajor funds are combined and presented in total in one column. Governmental funds use the modified accrual basis of accounting and include reconciliation to the governmental activities accrual information presented in the governmental-wide financial statements. Proprietary and fiduciary funds use the accrual basis of accounting.

Statements of budgetary comparisons - These statements present comparison of actual information to the legally adopted budget. The budgetary basis, as provided by Ohio law, is on the basis of cash receipts, disbursements and encumbrances.

For a more detailed description, see the Management's Discussion and Analysis and the Notes to the Basic Financial Statements.

Budgetary Controls

Detailed provisions for budgeting, tax levies and appropriations are set forth in the Ohio Revised Code and the City Charter.

The City prepares an annual budget of estimated receipts and expenditures for the upcoming year, which is filed with the Lorain County Budget Commission by July 20th preceding the budget year. Estimated resources, which includes estimated receipts taken from the City's budget, property tax and local government assistance as revised by the County, and unencumbered balances, are certified by the County Budget Committee, which estimated resources serve as the basis for appropriations. A temporary appropriation ordinance to control expenditures may be passed by City Council around January 1 of each year for the period January 1 to March 31. An annual appropriation measure must be passed by April 1 each year for the period January 1 to December 31. Appropriations by fund-type cannot exceed the estimated resources as certified by the County Budget Commission. Revisions to its estimated resources may be made during the year as new information becomes available which, upon written request is certified by the County Budget Commission. City Council can pass supplemental appropriation ordinances, as long as total appropriations by fund-type do not exceed the amount of estimated resources certified by the County, as reflected on the most recent Amended Certificate of Estimated Resources.

For management purposes, the City maintains budgetary control on a non-GAAP basis by fund and within each fund by department at major object levels, which include personal services, other expenditures, and transfers. Budgetary control is maintained by an encumbrance of purchase commitment amounts prior to the release of purchase orders to vendors. Purchase order requests for the expenditure of monies are submitted to the Mayor or Safety-Service Director for approval. The purchase order is forwarded to the Auditor's office for certification of the availability of funds. The estimated expenditure is then encumbered against available appropriation. Encumbrances, which would exceed the available appropriation are not approved or recorded until the City Council authorizes additional appropriations or transfers. The Auditor's office prepares monthly financial statements on the budgetary basis for City Council and the Administration, which reflect detailed annual budget information, monthly and year-to-date receipts, expenditures, encumbrances and unencumbered balances.

AWARDS AND ACKNOWLEDGEMENTS

GFOA Certificate of Achievement

The Government Finance Officers Association of the United States and Canada (GFOA) awarded a Certificate of Achievement for Excellence in Financial Reporting to the City of North Ridgeville, Ohio for its comprehensive annual financial report for the year ended December 31, 2015. In order to be awarded a Certificate of Achievement, a government must publish an easily readable and efficiently organized comprehensive annual financial report. This report must satisfy both generally accepted accounting principles and applicable legal requirements.

A Certificate of Achievement is valid for a period of one year only. We believe that our current comprehensive annual financial report continues to meet the Certificate of Achievement Program's requirements and we are submitting it to the GFOA to determine its eligibility for another certificate.

Acknowledgments

The preparation of this report could not have been accomplished without the efficient and dedicated services of the staff of the Auditor's Office. Preparation of the Comprehensive Annual Financial Report requires a major effort and special appreciation is extended to everyone who assisted and contributed to the preparation of this report especially the City's Departments Heads. Appreciation is extended to the Administration and City Council for their continued support and commitment to responsible fiscal reporting.

Respectfully submitted,

Jeffrey G. Wilcheck, CPA
City Auditor

City of North Ridgeville, Ohio
Principal City Officials
December 31, 2016

Elected Officials

Council member, At-Large, President	Kevin Corcoran
Council member, At-Large, President Pro-Tem	Bernadine R. Butkowski
Council member, At-Large	Roseanne Johnson
Council member, Ward 1	Terrence P. Keenen (until June 24, 2016)
Council member, Ward 1	Gregg A. Westover (began August 1, 2016)
Council member, Ward 2	Dennis J. Boose
Council member, Ward 3	Bruce F. Abens
Council member, Ward 4	Robert Chapek
Mayor	G. David Gillock

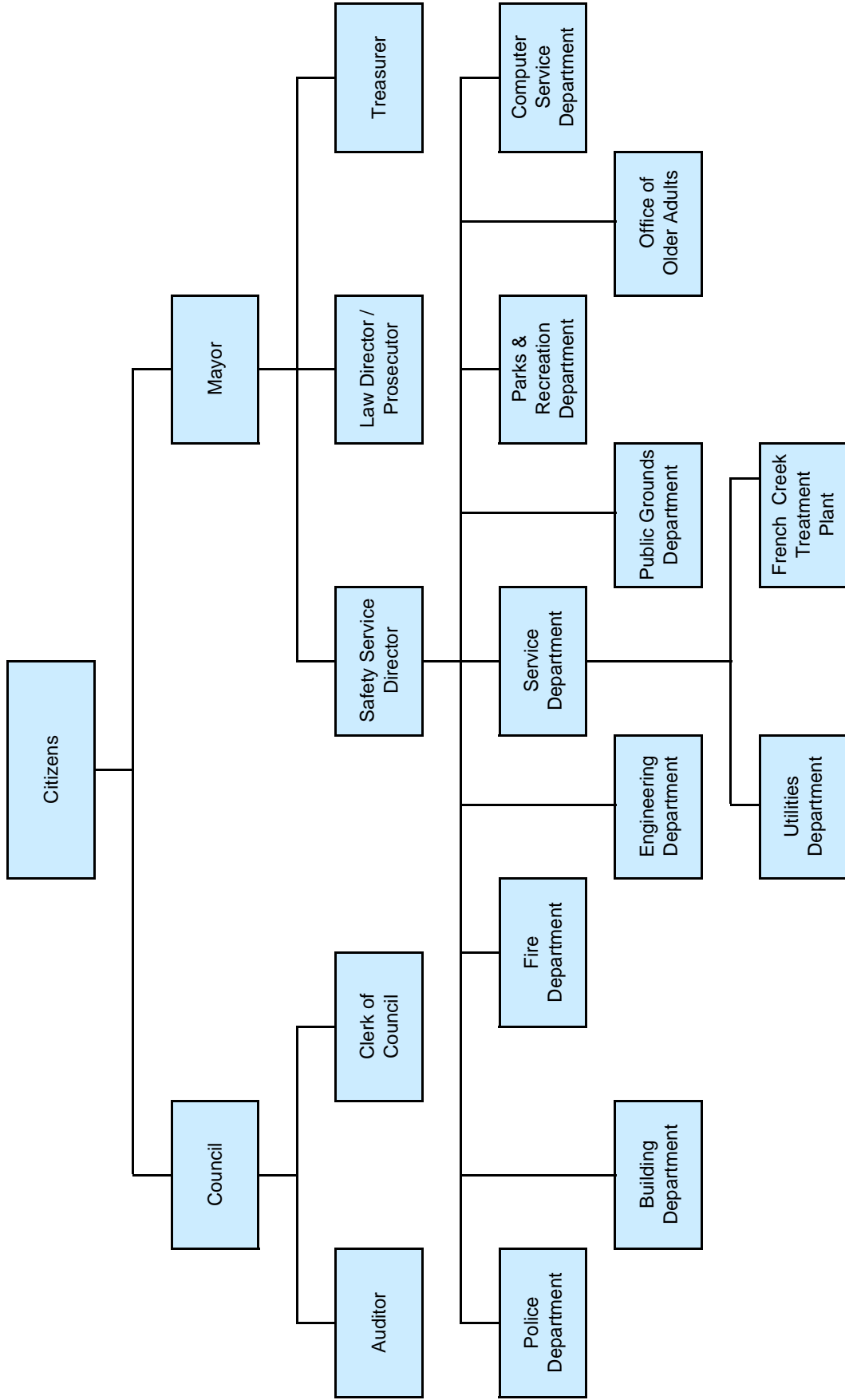
Appointed Officials and Department Heads

Safety-Service Director	Jeffry J. Armbruster
Law Director / Prosecutor	Andrew J. Crites, ESQ.
Engineer	Scott A. Wangler, P.E.
Auditor	Jeffrey G. Wilcheck, CPA
Deputy Auditor	April Wilkerson, CPM
Treasurer	Timothy Pope, CPA
Police Chief	Michael W. Freeman
Fire Chief	John C. Reese, EFO
Service Department Superintendent	Allen C. Swindig, Jr.
Chief Building Official	Guy M. Fursdon, C.B.O.
Parks and Recreation Director	Kevin M. Fougousse
Older Adult Services Director	Rita M. Price
Information Services Director	Dean J. Priebe
Utilities Department Director	James E. Whitlock
French Creek Plant Superintendent	Corey V. Timko
Maintenance and Grounds Supervisor / Sexton	Gary M. Teel
Mayor's Court Magistrate	R. Brian Moriarty, L.P.A.
Clerk of Mayor's Court	Sonja D. Morrow, CMCC
Clerk of Council	George E. Smith
Assistant Clerk of Council	Tara L. Peet, MMC

Chairmen, Boards and Commissions

Civil Service Commission	James P. Yost
Parks and Recreation Commission	Chris Turay
Planning Commission	Jim Rothgery
Fair Housing Board	Timothy Pope, CPA
Income Tax Board of Review	Nancy Bowman
Zoning Board of Appeals	Shawn Kimble

**City of North Ridgeville, Ohio
Organization Chart**





Government Finance Officers Association

**Certificate of
Achievement
for Excellence
in Financial
Reporting**

Presented to

**City of North Ridgeville
Ohio**

For its Comprehensive Annual
Financial Report
for the Fiscal Year Ended

December 31, 2015

Executive Director/CEO

This page intentionally left blank.

FINANCIAL SECTION

Back of Divider Page.

JAMES G. ZUPKA, C.P.A., INC.

*Certified Public Accountants
5240 East 98th Street
Garfield Hts., Ohio 44125*

Member American Institute of Certified Public Accountants

(216) 475 - 6136

Ohio Society of Certified Public Accountants

INDEPENDENT AUDITOR'S REPORT

To the Members of City Council
City of North Ridgeville
North Ridgeville, Ohio

The Honorable Dave Yost
Auditor of State
State of Ohio

Report on the Financial Statements

We have audited the accompanying financial statements of the governmental activities, the business-type activities, each major fund, and the aggregate remaining fund information of the City of North Ridgeville, Lorain County, Ohio, (the City) as of and for the year ended December 31, 2016, and the related notes to the financial statements, which collectively comprise the City's basic financial statements as listed in the table of contents.

Management's Responsibility for the Financial Statements

Management is responsible for the preparation and fair presentation of these financial statements in accordance with accounting principles generally accepted in the United States of America; this includes the design, implementation, and maintenance of internal control relevant to the preparation and fair presentation of financial statements that are free from material misstatement, whether due to fraud or error.

Auditor's Responsibility

Our responsibility is to express opinions on these financial statements based on our audit. We conducted our audit in accordance with auditing standards generally accepted in the United States of America and the standards applicable to financial audits contained in *Government Auditing Standards*, issued by the Comptroller General of the United States. Those standards require that we plan and perform the audit to obtain reasonable assurance about whether the financial statements are free from material misstatement.

An audit involves performing procedures to obtain audit evidence about the amounts and disclosures in the financial statements. The procedures selected depend on the auditor's judgment, including the assessment of the risks of material misstatement of the financial statements, whether due to fraud or error. In making those risk assessments, the auditor considers internal control relevant to the City's preparation and fair presentation of the financial statements in order to design audit procedures that are appropriate in the circumstances, but not for the purpose of expressing an opinion on the effectiveness of the City's internal control. Accordingly, we express no such opinion. An audit also includes evaluating the appropriateness of accounting policies used and the reasonableness of significant accounting estimates made by management, as well as evaluating the overall presentation of the financial statements.

We believe that the audit evidence we have obtained is sufficient and appropriate to provide a basis for our audit opinions.

Opinions

In our opinion, the financial statements referred to above present fairly, in all material respects, the respective financial position of the governmental activities, the business-type activities, each major fund, and the aggregate remaining fund information of the City of North Ridgeville as of December 31, 2016, and the respective changes in financial position, and, where applicable, cash flows thereof and the budgetary comparison for the General Fund for the year then ended in accordance with accounting principles generally accepted in the United States of America.

Emphasis of Matter

As described in Note 3 to the basic financial statements, the Ohio Police and Fire Pension (OP&F) had made a revision to the total net pension liability based on the census file provided to its actuary. The City has restated its December 31, 2015 net position as a result. Our opinion is not modified with respect to this matter.

Other Matters

Required Supplementary Information

Accounting principles generally accepted in the United States of America require that the Management's Discussion and Analysis and Schedules of Net Pension Liabilities and Pension Contributions, as listed in the table of contents, be presented to supplement the basic financial statements. Such information, although not a part of the basic financial statements, is required by the Governmental Accounting Standards Board, who considers it to be an essential part of financial reporting for placing the basic financial statements in an appropriate operational, economic, or historical context. We have applied certain limited procedures to the required supplementary information in accordance with auditing standards generally accepted in the United States of America, which consisted of inquiries of management about the methods of preparing the information and comparing the information for consistency with management's responses to our inquiries, the basic financial statements, and other knowledge we obtained during our audit of the basic financial statements. We do not express an opinion or provide any assurance on the information because the limited procedures do not provide us with sufficient evidence to express an opinion or provide any assurance.

Other Information

Our audit was conducted for the purpose of forming opinions on the financial statements that collectively comprise the City's basic financial statements. The introductory section, combining and individual nonmajor fund financial statements and schedules, and statistical section are presented for purposes of additional analysis and are not a required part of the basic financial statements.

The combining and individual nonmajor fund financial statements and schedules are the responsibility of management and were derived from and relate directly to the underlying accounting and other records used to prepare the basic financial statements. Such information has been subjected to the auditing procedures applied in the audit of the basic financial

statements and certain additional procedures, including comparing and reconciling such information directly to the underlying accounting and other records used to prepare the basic financial statements or to the basic financial statements themselves, and other additional procedures in accordance with auditing standards generally accepted in the United States of America. In our opinion, the combining and individual nonmajor fund financial statements and schedules are fairly stated in all material respects in relation to the basic financial statements as a whole.

The introductory and statistical sections have not been subjected to the auditing procedures applied in the audit of the basic financial statements and, accordingly, we do not express an opinion or provide any assurance on them.

Other Reporting Required by *Government Auditing Standards*

In accordance with *Government Auditing Standards*, we have also issued our report dated July 21, 2017, on our consideration of the City's internal control over financial reporting and on our tests of its compliance with certain provisions of laws, regulations, contracts, and grant agreements and other matters. The purpose of that report is to describe the scope of our testing of internal control over financial reporting and compliance and the results of that testing, and not to provide an opinion on internal control over financial reporting or on compliance. That report is an integral part of an audit performed in accordance with *Government Auditing Standards* in considering the City's internal control over financial reporting and compliance.



James G. Zupka, CPA, Inc.
Certified Public Accountants

July 21, 2017

This page intentionally left blank.

CITY OF NORTH RIDGEVILLE, OHIO
MANAGEMENT'S DISCUSSION AND ANALYSIS
FOR THE YEAR ENDED DECEMBER 31, 2016
UNAUDITED

Management's discussion and analysis (MD&A) of the City of North Ridgeville's financial performance presents a narrative overview and analysis of the City's financial activities for the year ended December 31, 2016. The intent of the discussion and analysis is to present the City's financial performance as a whole. Readers are encouraged to consider this information in conjunction with the basic financial statements and notes to the basic financial statements for an enhanced understanding of the City's financial performance.

Financial Highlights

The City's management is cautiously optimistic that the City is prime for future economic growth. The first of two major road projects within the City began construction in 2016. These projects will change the landscape of the City and are anticipated to bring economic growth to the City. The City's contracts with its three bargaining units include wage increases of 2% annually for years 2015 through 2016. The City has continued to closely monitor and optimize controllable expenditures. Favorably, residential new construction has continued in the City resulting in increased annual revenues including municipal income taxes, property taxes, licenses and fees, user charges and tap-in fees, which have offset the anticipated lost revenues and higher labor costs.

The City's total net position improved by \$ 15,755,884 to \$ 145,727,068 at December 31, 2016. Total assets after depreciation and amortization and deferred outflows of resources favorably increased by \$ 31,260,412 to \$ 229,991,185, while total liabilities and deferred inflows of resources increased by \$ 15,861,872 to \$ 84,264,117 at December 31, 2016. Net position of governmental activities increased by \$ 12,100,476 to \$ 65,465,090 while net position of business-type activities increased by \$ 3,655,408 to \$80,261,978 reflecting an overall improved financial condition of the City. Total revenues of the City increased by \$ 13,999,342 or 32% to \$ 57,786,862 in 2016, attributable in part, to an increase in developer and other contributions in 2016 over 2015. Total program expenses increased by \$ 634,469, consisting of an increase in governmental activities of \$1,183,094 and a decrease in business-type activities of \$ 548,625, to total \$ 42,030,978 in 2016. Further explanation of these changes follows herein.

Overview of Financial Statements

This annual report includes the City's basic financial statements which consist of government-wide financial statements, fund financial statements, notes to the basic financial statements and other information. The Government-wide financial statements provide information about the City as a whole, providing an aggregate view of the City's finances. The fund financial statements provide an additional level of detail focusing on spendable resources.

Government-wide Financial Statements

The government-wide financial statements provide a broad overview of the City's finances in a manner similar to a private-sector business. The *Statement of Net Position* presents information on all the City's assets, deferred outflows of resources, liabilities and deferred inflows of resources with the residual being reported as net position. Increases or decreases in net position over time serve as a useful indicator of whether or not the financial position of the City is improving or deteriorating. The *Statement of Activities* presents information reflecting the City's financial activities and changes in net position during the year. These two statements use the accrual basis of accounting, under which revenue is generally recognized when earned and expenses recognized when incurred, regardless of when cash is received or paid. These statements distinguish between governmental activities which are those that are principally supported by taxes and intergovernmental revenues, and business-type activities which are those that are intended to recover their costs through user fees and charges. The City's business-type activities consist of water system operations and sanitary sewer system operations.

CITY OF NORTH RIDGEVILLE, OHIO
MANAGEMENT'S DISCUSSION AND ANALYSIS
FOR THE YEAR ENDED DECEMBER 31, 2016
UNAUDITED

Fund Financial Statements

The governmental fund financial statements, listed in the table of contents, focus on the City's most significant, or major funds. The City's major governmental funds are the General Fund, Capital Projects Fund and Central Fire Station Construction Fund. The remaining non-major funds are combined and reflected in one single column. Governmental fund financial statements focus on near-term inflows and outflows of spendable resources and on balances of spendable resources that are available at year-end. This information can be useful in determining what financial resources are available to finance the City's activities. A *Reconciliation of the Statement of Revenues, Expenditures and Changes in Fund Balances of Governmental Funds to the Statement of Activities* for the year ended December 31, 2016 is presented. The City, similar to other local governments, uses fund accounting to ensure and demonstrate finance related legal requirements.

Fund Categories

The City's funds can be divided into three categories comprised of governmental funds, proprietary funds and fiduciary funds.

Governmental funds

Most of the City's activities are reported in governmental funds, which are used to account for essentially the same functions reported as governmental activities in the government-wide financial statements. Governmental funds use the modified accrual method of accounting, which measures cash and other financial assets readily convertible to cash.

Proprietary funds

Proprietary funds are generally used to account for activities for which the City will charge customers and users. The City maintains two types of proprietary funds. The first type, enterprise funds are used to account for those functions reported as business-type activities in the government-wide financial statements, which for the City, consists of water system operations and sanitary sewer system operations. The second type, internal service funds are used to accumulate and allocate costs of goods and services among the City's various functions. The City uses an internal service fund for its medical self-insurance program. This internal service fund is included within the governmental activities in the government-wide financial statements since the City was the only participant in the self-insurance program. Proprietary funds use the accrual basis of accounting.

Fiduciary funds

Fiduciary funds are used to account for resources held for the benefit of parties outside the City and are not included in the government-wide financial statements since the resources held are not available to support City programs. The City uses agency funds included under the fiduciary funds category. Agency funds are reported on a full accrual basis, for which only a statement of assets and liabilities is presented.

Notes to the Basic Financial Statements

Notes to the basic financial statements provide additional information that is essential for a full understanding of the data provided in the government-wide and fund financial statements. These should be read in conjunction with those financial statements.

Other Information

In addition to the basic financial statements and accompanying notes to the basic financial statements, also presented are combining statements for nonmajor governmental funds and individual budgetary comparisons.

CITY OF NORTH RIDGEVILLE, OHIO
MANAGEMENT'S DISCUSSION AND ANALYSIS
FOR THE YEAR ENDED DECEMBER 31, 2016
UNAUDITED

The City of North Ridgeville as a Whole

Analysis of Net Position

The Statement of Net Position presents the City as a whole. The following provides a summary of the City's net position as of the current year-end compared to the prior year-end.

	Governmental Activities		Business-Type Activities		Total	
	2016	Restated 2015	2016	2015	2016	Restated 2015
Assets						
Current and other assets	\$41,948,398	\$28,054,096	\$25,444,294	\$29,015,947	\$ 67,392,692	\$ 57,070,043
Capital assets, net	73,342,979	61,906,292	80,892,686	76,729,020	154,235,665	138,635,312
Total assets	115,291,377	89,960,388	106,336,980	105,744,967	221,628,357	195,705,355
Deferred outflow of resources	6,760,629	2,628,615	1,602,199	396,803	8,362,828	3,025,418
Liabilities						
Current liabilities	2,219,049	1,470,854	719,371	773,313	2,938,420	2,244,167
Long-term liabilities	46,167,900	30,256,302	26,829,996	28,720,826	72,997,896	58,977,128
Total liabilities	48,386,949	31,727,156	27,549,367	29,494,139	75,936,316	61,221,295
Deferred inflows of resources	8,199,967	7,497,233	127,834	41,061	8,327,801	7,538,294
Net position						
Net investment in capital assets	64,651,250	54,640,390	58,148,438	50,892,626	122,799,688	105,533,016
Restricted	7,748,511	10,033,563	0	0	7,748,511	10,033,563
Unrestricted	(6,934,671)	(11,309,339)	22,113,540	25,713,944	15,178,869	14,404,605
Total net position	\$65,465,090	\$53,364,614	\$80,261,978	\$76,606,570	\$145,727,068	\$129,971,184

The net pension liability (NPL) is the largest single liability reported by the City at December 31, 2016 and is reported pursuant to GASB Statement 68, "Accounting and Financial Reporting for Pensions—an Amendment of GASB Statement 27." For reasons discussed below, many end users of this financial statement will gain a clearer understanding of the City's actual financial condition by adding deferred inflows related to pension and the net pension liability to the reported net position and subtracting deferred outflows related to pension.

Governmental Accounting Standards Board standards are national and apply to all government financial reports prepared in accordance with generally accepted accounting principles. When accounting for pension costs, GASB 27 focused on a funding approach. This approach limited pension costs to contributions annually required by law, which may or may not be sufficient to fully fund each plan's net pension liability. GASB 68 takes an earnings approach to pension accounting; however, the nature of Ohio's statewide pension systems and state law governing those systems requires additional explanation in order to properly understand the information presented in these statements.

GASB 68 requires the net pension liability to equal the City's proportionate share of each plan's collective:

1. Present value of estimated future pension benefits attributable to active and inactive employees' past service
2. Minus plan assets available to pay these benefits

CITY OF NORTH RIDGEVILLE, OHIO
MANAGEMENT'S DISCUSSION AND ANALYSIS
FOR THE YEAR ENDED DECEMBER 31, 2016
UNAUDITED

GASB notes that pension obligations, whether funded or unfunded, are part of the "employment exchange" – that is, the employee is trading his or her labor in exchange for wages, benefits, and the promise of a future pension. GASB noted that the unfunded portion of this pension promise is a present obligation of the government, part of a bargained-for benefit to the employee, and should accordingly be reported by the government as a liability since they received the benefit of the exchange. However, the City is not responsible for certain key factors affecting the balance of this liability. In Ohio, the employee shares the obligation of funding pension benefits with the employer. Both employer and employee contribution rates are capped by State statute. A change in these caps requires action of both Houses of the General Assembly and approval of the Governor. Benefit provisions are also determined by State statute. The employee enters the employment exchange with the knowledge that the employer's promise is limited not by contract but by law. The employer enters the exchange also knowing that there is a specific, legal limit to its contribution to the pension system. In Ohio, there is no legal means to enforce the unfunded liability of the pension system as against the public employer. State law operates to mitigate/lessen the moral obligation of the public employer to the employee, because all parties enter the employment exchange with notice as to the law. The pension system is responsible for the administration of the plan.

Most long-term liabilities have set repayment schedules or, in the case of compensated absences (i.e. sick and vacation leave), are satisfied through paid time-off or termination payments. There is no repayment schedule for the net pension liability. As explained above, changes in pension benefits, contribution rates, and return on investments affect the balance of the net pension liability, but are outside the control of the local government. In the event that contributions, investment returns, and other changes are insufficient to keep up with required pension payments, State statute does not assign/identify the responsible party for the unfunded portion. Due to the unique nature of how the net pension liability is satisfied, this liability is separately identified within the long-term liability section of the statement of net position.

In accordance with GASB 68, the City's statements prepared on an accrual basis of accounting include an annual pension expense for their proportionate share of each plan's change in net pension liability not accounted for as deferred inflows/outflows.

Total City assets increased by \$ 25,923,002 to \$ 221,628,357 in year 2016, which included an increase of \$ 10,322,649 in current and other assets and an increase of \$ 15,600,353 in capital assets, net. Current and other assets included the largest increases in equity in pooled cash of \$ 9,572,569 and due from other governments of \$ 1,160,392. Net investment in capital assets (land, construction in progress, buildings and improvements, equipment and vehicles and infrastructure, net of depreciation) less any debt related to acquire those assets still outstanding, represents the largest portion of net position, which increased \$ 17,266,672. Capital assets are used to provide services to the City's citizens, but are not available for future spending. Total capital assets, net of depreciation and amortization, increased in 2016 by \$ 15,600,353 to \$ 154,235,665. New additions to capital assets included \$ 4,727,556 of developer contributions of infrastructure related to residential real estate development and \$ 1,772,977 of other capital grants and contributions. Total capital asset additions of \$ 25,927,135 in 2016 consisted of \$ 4,600 for buildings, \$ 16,969,464 for construction in progress, \$ 1,336,879 for equipment and vehicles, and \$ 7,616,192 for infrastructure. Depreciation amounted to \$ 7,364,671 and amortization of intangible assets amounted to \$ 68,352. Deferred outflows of resources increased by \$ 5,337,410. Total liabilities increased by \$ 15,072,365 to \$ 75,936,316, resulting from an increase in long-term liabilities. Deferred inflows of resources increased by \$ 789,507. The City's total net position favorably increased by \$ 15,755,884 to \$ 145,727,068, comprised of a \$ 12,100,476 increase in governmental activities and a \$ 3,655,408 increase in business-type activities.

CITY OF NORTH RIDGEVILLE, OHIO
MANAGEMENT'S DISCUSSION AND ANALYSIS
FOR THE YEAR ENDED DECEMBER 31, 2016
UNAUDITED

Analysis of Changes in Net Position

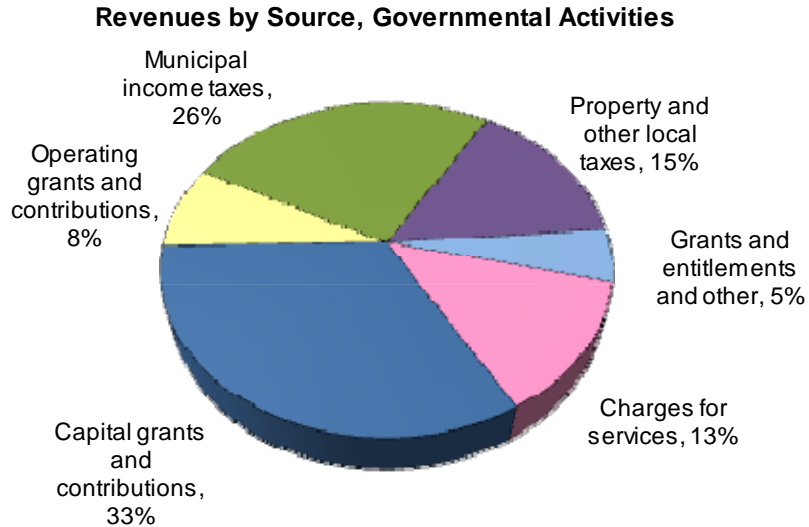
To understand what makes up changes in net position, following is a summary of activities for the current year compared to the prior year.

	Governmental Activities		Business-Type Activities		Total	
	2016	Restated 2015	2016	2015	2016	Restated 2015
Revenues						
Program revenues						
Charges for services	\$5,417,759	\$5,447,360	\$12,270,728	\$11,959,425	\$17,688,487	\$17,406,785
Operating grants and contributions	3,450,708	2,359,850	0	0	3,450,708	2,359,850
Capital grants and contributions	13,467,278	2,481,499	3,425,924	3,316,098	16,893,202	5,797,597
Total program revenues	<u>22,335,745</u>	<u>10,288,709</u>	<u>15,696,652</u>	<u>15,275,523</u>	<u>38,032,397</u>	<u>25,564,232</u>
General revenues						
Property and other local taxes	6,501,595	6,523,869	0	0	6,501,595	6,523,869
Municipal income taxes	10,966,144	9,553,855	0	0	10,966,144	9,553,855
Grants and entitlements	1,684,464	1,483,738	0	0	1,684,464	1,483,738
Other	480,997	588,486	121,265	73,340	602,262	661,826
Total general revenues	<u>19,633,200</u>	<u>18,149,948</u>	<u>121,265</u>	<u>73,340</u>	<u>19,754,465</u>	<u>18,223,288</u>
Total revenues	<u>41,968,945</u>	<u>28,438,657</u>	<u>15,817,917</u>	<u>15,348,863</u>	<u>57,786,862</u>	<u>43,787,520</u>
Program expenses						
Security of persons and property	12,769,364	12,459,228	0	0	12,769,364	12,459,228
Public health and welfare	512,127	509,351	0	0	512,127	509,351
Leisure time activities	526,175	480,457	0	0	526,175	480,457
Community environment	1,238,691	1,268,353	0	0	1,238,691	1,268,353
Transportation	6,946,308	7,060,537	0	0	6,946,308	7,060,537
General government	7,360,007	7,040,124	0	0	7,360,007	7,040,124
Interest	515,797	224,669	0	0	515,797	224,669
Water	0	0	4,372,236	4,000,392	4,372,236	4,000,392
Sewer	0	0	7,790,273	8,710,742	7,790,273	8,710,742
Total expenses	<u>29,868,469</u>	<u>29,042,719</u>	<u>12,162,509</u>	<u>12,711,134</u>	<u>42,030,978</u>	<u>41,753,853</u>
Increase (decrease) in net position	12,100,476	(604,062)	3,655,408	2,637,729	15,755,884	2,033,667
Net position, beginning of year, restated	<u>53,364,614</u>	<u>53,968,676</u>	<u>76,606,570</u>	<u>73,968,841</u>	<u>129,971,184</u>	<u>127,937,517</u>
Net position, end of year	<u>\$ 65,465,090</u>	<u>\$ 53,364,614</u>	<u>\$ 80,261,978</u>	<u>\$ 76,606,570</u>	<u>\$ 145,727,068</u>	<u>\$ 127,937,517</u>

CITY OF NORTH RIDGEVILLE, OHIO
MANAGEMENT'S DISCUSSION AND ANALYSIS
FOR THE YEAR ENDED DECEMBER 31, 2016
UNAUDITED

Governmental activities

Revenues by source of governmental activities in 2016 were comprised of:



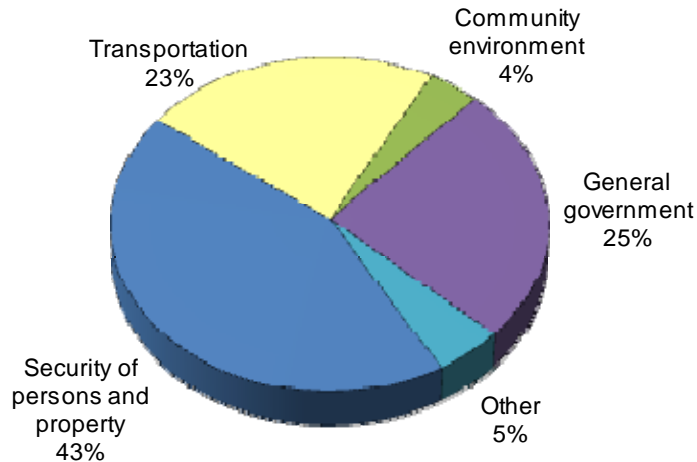
Total *program revenues* of governmental activities reflected a net increase of \$ 12,047,036 or 117% in 2016 compared to 2015. Charges for services decreased by \$ 29,601. Operating grants and contributions increased by \$ 1,090,858. Capital grants and contributions increased by \$ 10,985,779 in the aggregate, resulting from increases in the current year from developer contributions of infrastructure and other contributions, primarily related to road projects. Developer contributions of governmental type infrastructure, consisting primarily of road systems in housing developments, amounted to \$ 2,846,871 in 2016 and \$ 1,951,119 in 2015, reflecting the ongoing activity of the local housing market.

Total *general revenues* reflected an increase of \$ 1,483,252 or 8.2% in 2016 from 2015. Municipal income taxes of \$ 10,966,144 represented the majority of general revenues and 26% of total revenues in 2016, followed by property and other local taxes which represented 15% of total revenues. Municipal income taxes were \$ 1,412,289 or 15% higher in 2016 than 2015. This increase is partially related to a change in state law regarding the timing or taxpayer remittances. Property and other local taxes were \$ 22,274 lower. Grants and entitlements increased by \$ 200,726 or 14% in 2016 versus 2015.

CITY OF NORTH RIDGEVILLE, OHIO
MANAGEMENT'S DISCUSSION AND ANALYSIS
FOR THE YEAR ENDED DECEMBER 31, 2016
UNAUDITED

Program expenses of governmental activities in 2016 were comprised of:

Program Expenses, Governmental Activities



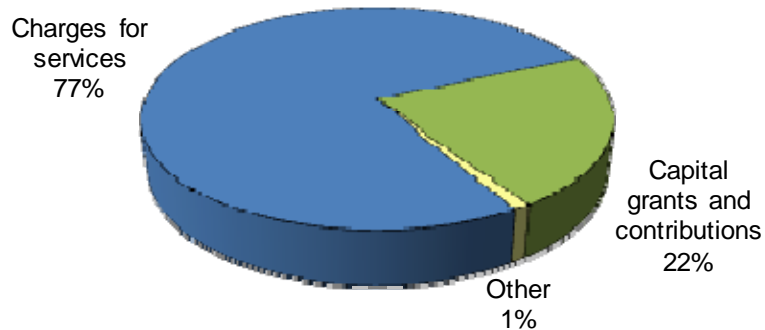
Program expenses amounted to \$ 29,868,469 in 2016, of which \$ 22,335,745 was supported by program revenue. Security of persons and property, which includes police, fire and paramedic services, in 2016 represented \$ 12,769,364 or 43% of total program expenses. Transportation, which includes street maintenance, snow removal and storm channel maintenance, represented \$ 6,946,308 or 23% of program expenses. General government, which includes legislative and administrative services of council, mayor, law, finance and computer services departments, utilities and maintenance of buildings represented \$ 7,360,007 or 25% of program expenses. Community environment represented \$ 1,238,691 or 4% of program expenses and included sanitation collection and community development. Other expenses which include leisure time activities, public health and welfare and interest represented \$ 1,554,099 or 5% of program expenses. Leisure time activities, which include recreation activities and maintenance of the City's park system, represented \$ 526,175 of total program expenses. Public health and welfare, which includes senior citizen programs, payments to the County health department and cemetery maintenance represented \$ 512,127 of total program expenses in 2016. Program expenses, in total were \$ 1,183,094 higher in 2016 than 2015 due primarily to labor cost increases.

CITY OF NORTH RIDGEVILLE, OHIO
MANAGEMENT'S DISCUSSION AND ANALYSIS
FOR THE YEAR ENDED DECEMBER 31, 2016
UNAUDITED

Business-type activities

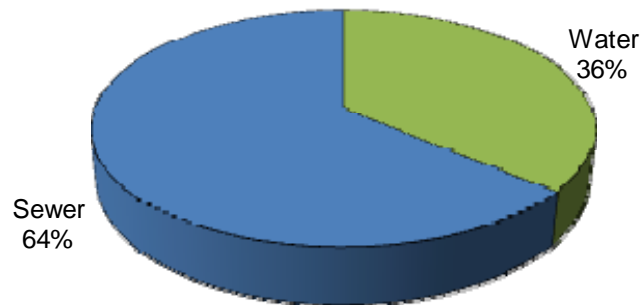
Revenues by source for business-type activities for 2016 were comprised of:

Revenues by Source, Business-type Activities



Program revenues of business-type activities represented 99% of total revenues in 2016. Charges for services of \$ 12,270,728 represented 77% of total revenues while capital grants and contributions of \$ 3,425,924 represented 22% of total revenues. Capital grants and contributions included \$ 1,880,685 of contractor contributions of infrastructure in 2016 consisting of waterlines and sanitary sewer lines, compared to \$ 2,111,485 in 2015. Tap-in fees amounted to \$ 1,545,239 in 2016, versus \$ 1,204,613 in 2015. In 2016, the City's water rates were increased .80% from 2015 and its sanitary sewer rates increased by 3%. Other general revenues of \$121,265 represented 1% of total revenues, comprised primarily of interest income.

Expenses, Business-type Activities



Water operations expenses amounted to \$ 4,372,236 or 36% and sanitary sewer operations expenses amounted to \$ 7,790,273 or 64% of total program expenses for business-type activities in 2016. Both water operations and sanitary sewer operations have historically been self-supporting through user fees and charges. Water is purchased from three sources. The City's wastewater treatment facility services the City and two neighboring communities. For the year 2016, business-type activities realized an increase in net position of \$ 3,655,408.

CITY OF NORTH RIDGEVILLE, OHIO
MANAGEMENT'S DISCUSSION AND ANALYSIS
FOR THE YEAR ENDED DECEMBER 31, 2016
UNAUDITED

The City's Funds

The City's governmental funds financial information begins at page 20. As reflected on the *Balance Sheet*, total governmental assets amounted to \$ 40,771,679 at year-end 2016, representing an increase of \$ 13,409,040 or 49% from year-end 2015. Total governmental fund liabilities amounted to \$ 1,771,983, representing an increase of \$ 544,574 or 44% from prior year-end 2015. Deferred inflows of resources increased by \$ 573,683 or 4% to \$ 15,145,846, resulting primarily from property taxes not yet available as revenue. The net result was an increase in governmental total fund balances of \$ 12,290,783 to \$ 23,853,850 at year-end 2016. As reflected on the *Statement of Revenues, Expenditures and Changes in Fund Balances* on page 24, total governmental funds revenues amounted to \$ 38,977,751 in 2016 representing an increase of \$ 12,770,329 or 49% over 2015, while total expenditures amounted to \$ 41,021,604 representing an increase of \$ 14,064,629 or 52% compared to 2015. Total other financing sources (uses) amounted to \$ 14,334,636 representing an increase of \$ 13,681,258 versus 2015. The most significant changes in governmental revenues consisted of increases in intergovernmental revenue and contributions of \$ 8,327,067 and \$ 2,657,000, respectively. The most significant changes in current governmental expenditures were increases of \$10,448,581 in capital outlay and \$ 2,293,017 in principal payments.

The City's major funds in 2016 consisted of the General Fund, Capital Projects Fund and Central Fire Station Construction Fund. General Fund revenues were \$ 818,197 or 6% higher in 2016 than 2015, resulting primarily from higher municipal income taxes. General Fund total expenditures decreased by \$ 255,630 or 2%, due primarily to a decrease in security of persons and property expenditures, which were charged to the special levy funds. Other financing sources (uses) were \$ 623,898 lower in 2016 than 2015, resulting from lower transfers to the Capital Projects Fund. As a net result, the General Fund balance increased by \$ 1,456,435 to \$ 6,979,221 at year-end 2016, compared to a \$ 241,290 decrease in 2015.

The Capital Projects fund, a major fund, had a fund balance increase of \$ 2,422,203 in fund balance during the current year which resulting in an ending fund balance of \$ 3,127,969. The Capital Projects fund reflected increases in intergovernmental revenue and contributions of \$ 7,735,669 and \$ 2,657,000, respectively. Expenditures in the Capital Projects fund increased to \$ 14,644,481 in 2016 from \$ 2,020,945 in 2015. The increase is primarily attributable to increases of \$ 10,309,567 in capital outlay and \$ 1,900,017 in principal payments.

The Central Fire Station Construction fund was new in fiscal year 2016. The fund received \$ 1,500,000 from the issuance of long-term bond anticipation notes and \$ 6,700,000 from the issuance of general obligation bonds, which proceeds will be used for construction of a new fire station. The ending fund balance at year end was \$ 8,018,049.

The City's proprietary fund type information begins at page 28. Drinking water operations are reflected in the Water Fund. Water Fund net position increased by \$1,215,261 to \$25,074,967 at year-end 2016. Charges for services included a .80% water rate increase in 2016 to offset the increased cost of water operations. Water user rates are increased annually based on the weighted average percentage increase in purchased water from the City's three suppliers. Water operating revenues decreased by \$197,247 or 5% in 2016. Capital contributions were \$1,158,595 in 2016, consisting primarily of developers' contributions of waterlines infrastructure and tap-in fees, which amounted to \$167,702 or 17% higher than in 2015. Sanitary sewer operations are reflected in the Sewer Fund. The City's wastewater treatment facility services the City, the City of Avon and the Village of Sheffield. Sewer fund net position increased by \$2,343,765 to \$55,043,523 at year-end 2016. Charges for services included a 3% user rate increase in 2016 to the City's local users to offset the increased cost of sewer operations. Sewer operating revenues increased by \$114,056 or 1% in 2016, attributable to the most recent annual sewer rate increases. Capital contributions were \$2,267,329 in 2016, comprised primarily of developer contributions of sewer system infrastructure and tap-in fees, which together were \$ 57,876 or 2% lower than in 2015.

The City's water and sewer operations have historically been self-sufficient.

CITY OF NORTH RIDGEVILLE, OHIO
MANAGEMENT'S DISCUSSION AND ANALYSIS
FOR THE YEAR ENDED DECEMBER 31, 2016
UNAUDITED

Budgetary Highlights

The City prepares its budget in accordance with Ohio law on the basis of cash receipts, disbursements and encumbrances. The City's original budget and amendments are enacted by City Council upon recommendation of Council's Finance Committee. Budgetary expenditure modifications at the legal level of control may only be made by ordinance of City Council. The City's final budget differs from the original budget due to various amendments during the year to reflect changes in unanticipated revenue receipts and amended appropriations.

The General Fund is the City's most significant budgeted fund. Original and final budgeted receipts (excluding other financing sources) for the General Fund were \$ 3,565,028. Actual receipts were greater than estimated due in large part to the City's conservative approach, inasmuch as original budget revenue is conservatively estimated. Property and other local taxes, intergovernmental revenues, and miscellaneous were higher than originally estimated. Original budgeted appropriations (excluding other financing uses) were \$ 12,979,440 and final amended appropriations were \$ 12,964,948. The City actually expended \$ 12,016,350, which was \$ 948,598 less than final appropriations, resulting from the intended management control over expenditures. The City historically spends less than appropriated. In 2016 actual expenditures were 92% of final appropriations.

Capital and Intangible Assets

Capital and intangible assets, net of depreciation and amortization, at December 31, consisted of:

	Governmental Activities		Business-type Activities		Total	
	2016	2015	2016	2015	2016	2015
Land	\$1,919,677	\$1,919,677	\$773,040	\$773,040	2,692,717	\$2,692,717
Construction in progress	14,747,615	2,524,613	3,398,063	1,499,424	18,145,678	4,024,037
Buildings and improvements	2,852,678	2,973,936	400,110	416,835	3,252,788	3,390,771
Equipment and vehicles	3,086,814	3,233,632	9,216,232	9,589,998	12,303,046	12,823,630
Infrastructure	50,736,195	51,254,434	65,991,731	63,267,861	116,727,926	114,522,295
Intangible assets	0	0	1,113,510	1,181,862	1,113,510	1,181,862
	<u>\$73,342,979</u>	<u>\$61,906,292</u>	<u>\$80,892,686</u>	<u>\$76,729,020</u>	<u>\$154,235,665</u>	<u>\$138,635,312</u>

Capital assets are major assets that benefit more than one fiscal year. The City's capitalization threshold is \$ 2,500, that is, asset cost must equal \$ 2,500 or more to be capitalized. Infrastructure assets are long-lived capital assets that are normally stationary in nature with a useful life significantly greater than most capital assets. The City's governmental infrastructure includes streets, bridges, culverts, sidewalks and storm drainage systems.

The City's total capital assets, net of depreciation and amortization amounted to \$ 154,235,665 at December 31, 2016, which was \$ 15,600,353 higher than the previous year, since additions exceeded depreciation and amortization. Capital assets, net of depreciation under governmental activities increased by \$ 11,436,687 in 2016, which included \$ 2,846,871 from developers' contributions of infrastructure of road systems. Business-type capital assets, net of depreciation increased by \$ 4,163,666 to \$ 80,892,686, which additions included \$ 1,880,685 of developers' contributions of waterlines and sewer lines infrastructure. Total depreciation and amortization decreased by \$ 108,323 or 1.4 % to \$ 7,433,023 in 2016 from \$ 7,541,346 in 2015

For more information about the City's capital assets, see Note 2J and Note 8 of Notes to the Basic Financial Statements.

CITY OF NORTH RIDGEVILLE, OHIO
MANAGEMENT'S DISCUSSION AND ANALYSIS
FOR THE YEAR ENDED DECEMBER 31, 2016
UNAUDITED

Debt

Outstanding debt obligations of the City at December 31 consisted of:

	Governmental Activities		Business-type Activities		Total	
	2016	2015	2016	2015	2016	2015
Notes and loans payable	\$4,640,000	\$1,222,000	\$0	\$9,375,000	\$4,640,000	\$10,597,000
Water rights ETL-2 loan	0	0	595,940	625,986	595,940	625,986
OPWC loans	935,033	1,027,547	29,576	38,027	964,609	1,065,574
OWDA loans	0	0	969,748	1,140,975	969,748	1,140,975
Capital lease	54,472	82,488	11,994	18,164	66,466	100,652
General obligation bonds	11,392,533	3,820,663	21,566,757	13,008,242	32,959,290	16,828,905
Special assessment bonds	882,074	920,204	0	1,630,000	882,074	2,550,204
Compensated absences	4,174,579	3,937,468	668,505	711,505	4,843,084	4,648,973
Net pension liability	24,089,209	18,888,588	2,987,476	2,172,927	27,076,685	21,061,515
	<u>\$46,167,900</u>	<u>\$29,898,958</u>	<u>\$26,829,996</u>	<u>\$28,720,826</u>	<u>\$72,997,896</u>	<u>\$58,619,784</u>

As of December 31, 2016, excluding net pension liability, the City had \$ 45,921,211 of total long term liabilities outstanding, of which \$ 7,489,899 is due within one year. Total debt outstanding increased by \$ 14,378,112 in 2016, which resulted primarily from issuance of general obligation bonds.

The general obligation bonds outstanding at year-end 2016 include various purposes consisting of road improvements, waterlines, and sanitary sewer improvements. Sources for the debt service payments include property tax collections, general revenues of the City, and water and sewer operations, as applicable. The special assessment bonds were for infrastructure improvements, which debt service is repaid from collections from property owners. The City's general obligation bonds and special assessment bonds mature in various increments through 2036. The OWDA loan financed an elevated water storage tank, which debt is repaid from water system revenues. The OPWC loans consist of several zero percent interest loans with twenty year terms, used primarily for road reconstruction, which are repaid from the City's capital projects and street funds, and a sewer line reconstruction which is repaid from sanitary sewer system revenues. The water rights ETL-2 loan consists of the cost of water rights to purchase a specified amount of drinking water, financed over 258 months.

In 2016, the City issued \$ 19,570,000 of General Obligation (Limited Tax) Capital Improvement and Refunding Bonds and \$ 6,700,000 of General Obligation (Unlimited Tax) Fire Station Bonds. In connection with the sale of the bonds, on April 22, 2016, Moody's Investors Service upgraded the City's general obligation limited tax (GOLT) rating to Aa1 from Aa2, and assigned an Aa1 rating on the unlimited tax (GOULT) Bonds.

The State of Ohio statute limits the amount of general obligation debt, including both voted and unvoted debt, but excluding certain exempt debt, that may be issued to 10 ½ % of the total tax valuation of all property within the City. The City's overall debt limitation at December 31, 2016 was \$79,308,000 against which \$4,600,000 of debt has been issued, leaving significant additional debt capacity within the debt limitation, in the amount of \$ 79,308,000.

For more information about the City's debt, see Note 2M, Note 9, Note 10 and Note 11 of Notes to the Basic Financial Statements.

CITY OF NORTH RIDGEVILLE, OHIO
MANAGEMENT'S DISCUSSION AND ANALYSIS
FOR THE YEAR ENDED DECEMBER 31, 2016
UNAUDITED

Economic Factors and Next Year's Budget

As result of significant infrastructure improvements made over the past several years, new housing construction has continued within the City resulting in additional revenues including increased property taxes, municipal income taxes, charges for services, tap-in fees and licenses and permits. Residential development within the City is continuing at a significant pace and expected to continue for the next several years. Several additional commercial projects have recently been completed or are under construction. University Hospital has broken ground on an outpatient complex at an estimated cost of \$ 32.4 million, to be completed in 2018. While the future looks bright, the City's management continues monitor revenues and expenditures. Wage increases for 2017 are two percent based on bargaining unit agreements. City's management anticipates modest additional water and sanitary sewer rate increases over the next few years to offset the rising cost of its enterprise operations. Other inflationary cost increases are anticipated to be offset by revenue increases. Additional borrowing is expected in 2017 to fund the City's portion of the Center Ridge road improvements. The road projects are expected to increase future commercial growth.

Request for Information

This financial report is designed to provide our citizens, taxpayers and creditors with a general overview of the City's finances and show the City's accountability for the money it receives and spends. For questions about this report or for additional financial information, contact Auditor's Office, City of North Ridgeville, 7307 Avon Belden Road, North Ridgeville, Ohio 44039; telephone (440) 353-0851.

CITY OF NORTH RIDGEVILLE, OHIO

STATEMENT OF NET POSITION

DECEMBER 31, 2016

	Governmental Activities	Business-Type Activities	Total
Assets			
Equity in pooled cash and equivalents	\$24,576,809	\$21,485,134	\$46,061,943
Accounts receivable and other	451,200	1,088,700	1,539,900
Due from other governments	2,674,803	603,200	3,278,003
Interfund receivables	(143,488)	143,488	0
Inventories and supplies	0	191,700	191,700
Prepaid items	62,300	23,200	85,500
Income taxes receivable	4,918,600	0	4,918,600
Taxes - receivable - property and other	7,601,000	0	7,601,000
Special assessments receivable	1,220,641	1,908,872	3,129,513
Claims advance deposits	586,533	0	586,533
Capital assets			
Nondepreciable capital assets	16,667,292	4,171,103	20,838,395
Depreciable capital assets	56,675,687	75,608,073	132,283,760
Intangible assets, net	0	1,113,510	1,113,510
Total assets	115,291,377	106,336,980	221,628,357
Deferred outflow of resources			
Deferred charge on refunding	155,272	429,767	585,039
Pension	6,605,357	1,172,432	7,777,789
Total deferred outflow of resources	6,760,629	1,602,199	8,362,828
Liabilities			
Accounts and contracts payable	754,838	576,882	1,331,720
Accrued salaries, wages and benefits	181,937	41,558	223,495
Accrued interest payable	97,323	62,500	159,823
Claims payable	359,062	0	359,062
Due to other governments	211,889	38,431	250,320
Note payable	614,000	0	614,000
Long-term liabilities			
Due within one year	5,377,280	2,112,619	7,489,899
Net pension liability	24,089,209	2,987,476	27,076,685
Due in more than one year	16,701,411	21,729,901	38,431,312
Total liabilities	48,386,949	27,549,367	75,936,316
Deferred inflows of resources			
Property taxes levied for next year	7,087,700	0	7,087,700
Grants	750,446	0	750,446
Pension	361,821	127,834	489,655
Total deferred inflows of resources	8,199,967	127,834	8,327,801
Net position			
Net investment in capital assets	64,651,250	58,148,438	122,799,688
Restricted for:			
Debt service	888,565	0	888,565
Capital projects	2,063,720	0	2,063,720
Highways and streets	641,217	0	641,217
Public safety	679,201	0	679,201
Recreation	424,003	0	424,003
Community environment	1,432,403	0	1,432,403
Grants	796,362	0	796,362
Other purposes	823,040	0	823,040
Unrestricted	(6,934,671)	22,113,540	15,178,869
Total net position	\$65,465,090	\$80,261,978	\$145,727,068

See accompanying notes to the basic financial statements.

CITY OF NORTH RIDGEVILLE, OHIO
STATEMENT OF ACTIVITIES
FOR THE YEAR ENDED DECEMBER 31, 2016

Functions/Programs	Expenses	Program Revenues		
		Charges for Services and Sales	Operating Grants, Interest and Contributions	Capital Grants and Contributions
Governmental activities:				
Security of persons and property	\$12,769,364	\$1,464,143	\$10,114	\$0
Public health and welfare	512,127	13,500	12,354	0
Leisure time activities	526,175	239,526	500	0
Community environment	1,238,691	738,345	1,260,722	0
Transportation	6,946,308	0	2,167,018	13,467,278
General government	7,360,007	2,962,245	0	0
Interest	515,797	0	0	0
Total governmental activities	29,868,469	5,417,759	3,450,708	13,467,278
Business-type activities:				
Water	4,372,236	4,430,524	0	1,158,595
Sewer	7,790,273	7,840,204	0	2,267,329
Total business-type activities	12,162,509	12,270,728	0	3,425,924
Total	\$42,030,978	\$17,688,487	\$3,450,708	\$16,893,202

General revenues
Property taxes levied for:
 General purposes
 Other
Municipal income taxes levied for:
 General purposes
Grants and entitlements not restricted to specific purposes
Investment earnings
Miscellaneous
Total general revenues

Change in net position

Net position, at beginning of year, restated
Net position, at end of year

See accompanying notes to the basic financial statements.

Net (Expense) Revenue and Changes in Net Position

Governmental Activities	Business-Type Activities	Total
(\$11,295,107)	\$0	(\$11,295,107)
(486,273)	0	(486,273)
(286,149)	0	(286,149)
760,376	0	760,376
8,687,988	0	8,687,988
(4,397,762)	0	(4,397,762)
(515,797)	0	(515,797)
<u>(7,532,724)</u>	<u>0</u>	<u>(7,532,724)</u>
0	1,216,883	1,216,883
0	2,317,260	2,317,260
<u>0</u>	<u>3,534,143</u>	<u>3,534,143</u>
<u>(7,532,724)</u>	<u>3,534,143</u>	<u>(3,998,581)</u>
1,090,911	0	1,090,911
5,410,684	0	5,410,684
10,966,144	0	10,966,144
1,684,464	0	1,684,464
127,715	121,265	248,980
353,282	0	353,282
<u>19,633,200</u>	<u>121,265</u>	<u>19,754,465</u>
12,100,476	3,655,408	15,755,884
53,364,614	76,606,570	129,971,184
<u>\$65,465,090</u>	<u>\$80,261,978</u>	<u>\$145,727,068</u>

CITY OF NORTH RIDGEVILLE, OHIO

BALANCE SHEET -
GOVERNMENTAL FUNDS

DECEMBER 31, 2016

	General	Capital Projects	Central Fire Station Construction	Other Governmental Funds	Total Governmental Funds
Assets					
Equity in pooled cash and equivalents	\$5,696,201	\$4,144,789	\$8,072,815	\$5,923,230	\$23,837,035
Income taxes receivable	4,918,600	0	0	0	4,918,600
Taxes - receivable - property and other	1,296,800	0	0	6,304,200	7,601,000
Special assessments receivable	0	0	0	1,220,641	1,220,641
Due from other governments	279,050	352,500	0	2,043,253	2,674,803
Accounts receivable and other	74,600	24,700	0	350,400	449,700
Interfund receivables	7,600	0	0	0	7,600
Prepaid items	58,800	0	0	3,500	62,300
Total assets	\$12,331,651	\$4,521,989	\$8,072,815	\$15,845,224	\$40,771,679
Liabilities					
Accounts and contracts payable	\$104,684	\$417,384	\$54,766	\$175,787	752,621
Accrued salaries, wages and benefits	106,915	0	0	75,022	181,937
Accrued interest payable	0	3,936	0	0	3,936
Due to other governments	107,481	0	0	104,408	211,889
Interfund payables	0	0	0	7,600	7,600
Notes payable	0	614,000	0	0	614,000
Total liabilities	319,080	1,035,320	54,766	362,817	1,771,983
Deferred inflow s of resources					
Property taxes levied for next year and unavailable resources	5,033,350	358,700	0	9,753,796	15,145,846
Total deferred inflow s of resources	5,033,350	358,700	0	9,753,796	15,145,846
Fund balances					
Nonspendable	58,800	0	0	3,500	62,300
Restricted	0	3,127,969	8,018,049	5,736,938	16,882,956
Committed	1,429,622	0	0	0	1,429,622
Assigned	179,147	0	0	0	179,147
Unassigned	5,311,652	0	0	(11,827)	5,299,825
Total fund balances	6,979,221	3,127,969	8,018,049	5,728,611	23,853,850
Total liabilities, deferred inflow s of resources and fund balances	\$12,331,651	\$4,521,989	\$8,072,815	\$15,845,224	\$40,771,679

See accompanying notes to the basic financial statements.

CITY OF NORTH RIDGEVILLE, OHIO

RECONCILIATION OF TOTAL GOVERNMENTAL FUND BALANCES
TO NET POSITION OF GOVERNMENTAL ACTIVITIES

DECEMBER 31, 2016

Total governmental fund balances		\$23,853,850
Amount reported for governmental activities in the statement of net position are different because:		
Capital assets used in governmental activities are not financial resources and therefore not reported in the funds.		73,342,979
Other long-term assets are not available to pay for current period expenditures and therefore are deferred in the funds:		
Municipal income tax	3,427,200	
Property and other local taxes	513,300	
Special assessments	1,220,641	
Intergovernmental	2,072,959	
Accounts receivable and other	73,600	
Total	7,307,700	7,307,700
Unamortized deferred charges on refundings are not recognized in the funds.		155,272
Unamortized premiums on bonds issued are not recognized in the funds.		(902,804)
In the statement of activities, interest is accrued on outstanding long-term obligations, whereas in governmental funds, an interest expenditure is reported when due.		(93,387)
Long-term liabilities are not due and payable in the current period and therefore are not reported in the funds:		
Notes and loans payable	(4,640,000)	
OPWC loans payable	(935,033)	
General obligation bonds payable	(10,489,729)	
Special assessment bonds payable	(882,074)	
Capital leases payable	(54,472)	
Compensated absences payable	(4,174,579)	
Total	(21,175,887)	(21,175,887)
The net pension liability is not due and payable in the current period; therefore, the liability and related deferred inflows/outflows are not reported in the governmental funds:		
Deferred outflows - pension	6,605,357	
Deferred inflows - pension	(361,821)	
Net pension liability	(24,089,209)	(17,845,673)
An internal service fund is used by management to charge the costs of insurance to individual funds. The assets and liabilities of the internal service fund are included in governmental activities in the statement of net position.		
Net position		966,528
Internal balances		(143,488)
Net position of governmental activities		\$65,465,090

See accompanying notes to the basic financial statements.

CITY OF NORTH RIDGEVILLE, OHIO

STATEMENT OF REVENUES, EXPENDITURES AND CHANGES IN FUND BALANCES -
GOVERNMENTAL FUNDS

FOR THE YEAR ENDED DECEMBER 31, 2016

	General	Capital Projects	Central Fire Station Construction	Other Governmental Funds	Total Governmental Funds
Revenue					
Property and other local taxes	\$1,161,511	\$0	\$0	\$5,774,984	\$6,936,495
Municipal income taxes	10,943,444	0	0	0	10,943,444
Intergovernmental	635,858	7,735,669	0	4,155,743	12,527,270
Contributions	0	2,657,000	0	0	2,657,000
Special assessments	0	0	0	103,530	103,530
Charges for services	0	0	0	3,581,238	3,581,238
Fines, licenses and permits	1,334,994	0	0	72,274	1,407,268
Interest	33,770	52,813	0	35,336	121,919
Miscellaneous	488,616	0	0	210,971	699,587
Total revenues	14,598,193	10,445,482	0	13,934,076	38,977,751
Expenditures					
Current					
Security of persons and property	6,117,843	0	0	5,426,481	11,544,324
Public health and welfare	448,413	0	0	27,528	475,941
Leisure time activities	265,135	0	0	180,364	445,499
Community environment	1,228,645	0	0	0	1,228,645
Transportation	0	0	0	3,963,294	3,963,294
General government	3,660,195	417,384	54,766	3,514,338	7,646,683
Capital outlay	0	11,238,289	127,185	249,136	11,614,610
Debt service					
Principal	0	2,813,748	0	694,144	3,507,892
Capital lease	21,328	0	0	6,688	28,016
Interest and fiscal charges	2,199	175,060	87,102	302,339	566,700
Total expenditures	11,743,758	14,644,481	269,053	14,364,312	41,021,604
Excess (deficiency) of revenues over expenditures	2,854,435	(4,198,999)	(269,053)	(430,236)	(2,043,853)
Other financing sources (uses)					
Transfers in	0	1,350,000	0	48,000	1,398,000
Transfers out	(1,398,000)	0	0	0	(1,398,000)
Issuance of notes and loans	0	4,400,000	1,500,000	0	5,900,000
Issuance of bonds	0	2,407,500	6,700,000	157,500	9,265,000
Payment to bond escrow agent	0	(1,563,884)	0	(163,944)	(1,727,828)
Premium on debt issue	0	27,586	87,102	782,776	897,464
Total other financing sources (uses)	(1,398,000)	6,621,202	8,287,102	824,332	14,334,636
Net change in fund balances	1,456,435	2,422,203	8,018,049	394,096	12,290,783
Fund balances, beginning of year	5,522,786	705,766	0	5,334,515	11,563,067
Fund balances, end of year	\$6,979,221	\$3,127,969	\$8,018,049	\$5,728,611	\$23,853,850

See accompanying notes to the basic financial statements.

CITY OF NORTH RIDGEVILLE, OHIO

RECONCILIATION OF THE STATEMENT OF REVENUES, EXPENDITURES AND CHANGES IN
FUND BALANCES OF GOVERNMENTAL FUNDS TO THE STATEMENT OF ACTIVITIES

FOR THE YEAR ENDED DECEMBER 31, 2016

Net change in fund balances - total governmental funds			\$12,290,783
Amounts reported for governmental activities in the statement of activities are different because:			
Governmental funds report capital outlays as expenditures. However in the statement of activities, the cost of those assets is allocated over their useful lives and reported as depreciation expense. This is the amount by which net capital outlay exceeded depreciation expense in the current period.			
	Capital outlay, net	13,365,745	
	Developers' contributions of infrastructure	2,486,871	
	Depreciation expense	<u>(4,415,929)</u>	
			11,436,687
Revenues in the statement of activities that do not provide current financial resources are not reported as revenues in the funds.			
	Municipal income tax	22,700	
	Property and other local taxes	(434,900)	
	Special assessments	(74,829)	
	Interest	2,100	
	Franchise fees	63,400	
	Intergovernmental	<u>571,309</u>	
			149,780
Other financing sources in the governmental funds that increase long-term liabilities in the statement of net position are not reported as revenues in the statement of activities.			
	Note proceeds	(5,900,000)	
	Bond proceeds	(9,265,000)	
	Premium on debt issues	<u>(897,464)</u>	
			(16,062,464)
Governmental funds report the effect of issuance costs, premiums, discounts and similar items when debt is first issued, whereas these amounts are deferred and amortized in the statement of activities.			
	Amortization on bond premium	50,346	
	Deferred charge on refunding	<u>155,272</u>	
			205,618
Repayment of debt principal is an expenditure in the governmental funds, but repayment reduces long-term liabilities in the statement of net position.			
	Note and loan principal paid	2,574,514	
	Bond principal paid	933,378	
	Payment to bond escrow agent	1,727,828	
	Capital lease principal paid	<u>28,016</u>	
			5,263,736
In the statement of activities, interest is accrued on outstanding debt, whereas in governmental funds, an interest expenditure is reported when due.			(154,715)
Some expenses (i.e. compensated absences) reported in the statement of activities do not require the use of current financial resources and therefore are not reported as expenditures in governmental funds.			(237,111)
Contractually required contributions are reported as expenditures in governmental funds; however, the statement of net position reports these amounts as deferred outflows.			1,788,243
Except for amounts reported as deferred inflows/outflows, changes in the net pension liability are reported as pension expense in the statement of activities			(2,933,609)
The internal service fund used by management to charge the costs of insurance to individual funds is not reported in the entity-wide statement of activities. Governmental expenditures and related internal service fund revenues are eliminated. The net revenue (expense) of the internal service is allocated among governmental activities.			
	Change in net position	449,910	
	Change in Internal balances	<u>(96,382)</u>	
			353,528
Change in net position of governmental activities			<u>\$12,100,476</u>

See accompanying notes to the basic financial statements.

CITY OF NORTH RIDGEVILLE, OHIO

STATEMENT OF REVENUES, EXPENDITURES AND CHANGES IN FUND BALANCES
BUDGET (NON-GAAP BUDGETARY BASIS) AND ACTUAL

FOR THE YEAR ENDED DECEMBER 31, 2016

	General Fund			Variance with Final Budget Positive (Negative)
	Budget Amounts		Actual	
	Original	Final		
Revenues				
Property and other local taxes	\$1,157,969	\$1,157,969	\$1,174,311	\$16,342
Intergovernmental revenue	627,459	627,459	639,145	11,686
Fines, licenses, and permits	1,133,000	1,133,000	1,334,994	201,994
Interest	4,000	4,000	10,417	6,417
Miscellaneous	642,600	642,600	709,984	67,384
Total revenues	3,565,028	3,565,028	3,868,851	303,823
Expenditures				
Current				
Security of persons and property	6,699,549	6,693,869	6,269,275	424,594
Public health and welfare	461,305	459,819	450,917	8,902
Leisure time activities	283,520	282,681	275,599	7,082
Community development	1,325,938	1,324,039	1,239,550	84,489
General government	4,209,128	4,204,540	3,781,009	423,531
Total expenditures	12,979,440	12,964,948	12,016,350	948,598
Excess (deficiency) of revenues over expenditures	(9,414,412)	(9,399,920)	(8,147,499)	1,252,421
Other financing sources (uses)				
Transfers-in	7,650,000	7,650,000	7,650,000	0
Advances-in	200,000	200,000	200,000	0
Advances-out	(100,000)	(100,000)	(7,600)	92,400
Transfers-out	(248,000)	(248,000)	(248,000)	0
Total other financing sources (uses)	7,502,000	7,502,000	7,594,400	92,400
Excess (deficiency) of revenues over expenditures and other financing sources (uses)	(1,912,412)	(1,897,920)	(553,099)	1,344,821
Prior year encumbrances	242,820	242,820	242,820	0
Fund balances, beginning of year	2,239,497	2,239,497	2,239,497	0
Fund balances, end of year	\$569,905	\$584,397	\$1,929,218	\$1,344,821

See accompanying notes to the basic financial statements.

This page intentionally left blank.

CITY OF NORTH RIDGEVILLE, OHIO
STATEMENT OF FUND NET POSITION -
PROPRIETARY FUNDS

DECEMBER 31, 2016

	Business-Type Activities - Enterprise Funds			Governmental Activities
	Water	Sewer	Total	Internal Service
Assets				
Current assets				
Equity in pooled cash and equivalents	\$5,562,804	\$15,922,330	\$21,485,134	\$739,774
Accounts receivable and other	399,900	688,800	1,088,700	1,500
Due from other governments	0	603,200	603,200	0
Inventories and supplies	159,200	32,500	191,700	0
Prepaid items	3,500	19,700	23,200	0
Total current assets	6,125,404	17,266,530	23,391,934	741,274
Noncurrent assets				
Nondepreciable capital assets	52,631	4,118,472	4,171,103	0
Depreciable capital assets	23,761,016	51,847,057	75,608,073	0
Intangible assets, net	1,113,510	0	1,113,510	0
Special assessments receivable	0	1,908,872	1,908,872	0
Claims advance deposit	0	0	0	586,533
Total noncurrent assets	24,927,157	57,874,401	82,801,558	586,533
Total assets	31,052,561	75,140,931	106,193,492	1,327,807
Deferred outflows of resources				
Deferred charge on refunding	86,930	342,837	429,767	0
Pension	390,811	781,621	1,172,432	0
Total deferred outflows of resources	477,741	1,124,458	1,602,199	0
Liabilities				
Current				
Accounts and contracts payable	136,957	439,925	576,882	2,217
Accrued salaries, wages and benefits	13,993	27,565	41,558	0
Claims payable	0	0	0	359,062
Accrued interest payable	12,800	49,700	62,500	0
Due to other governments	13,534	24,897	38,431	0
Loans payable	209,594	8,451	218,045	0
Capital lease payable	1,183	5,247	6,430	0
General obligation bonds payable	519,309	1,231,314	1,750,623	0
Special assessment bonds payable	0	126,000	126,000	0
Compensated absences	0	11,521	11,521	0
Total current liabilities	907,370	1,924,620	2,831,990	361,279
Long-term liabilities				
Loans payable	1,356,094	21,125	1,377,219	0
Capital lease payable	1,023	4,541	5,564	0
General obligation bonds payable	2,903,616	15,502,518	18,406,134	0
Special assessment bonds payable	0	1,284,000	1,284,000	0
Compensated absences	248,796	408,188	656,984	0
Net pension liability	995,825	1,991,651	2,987,476	0
Total long-term liabilities	5,505,354	19,212,023	24,717,377	0
Total liabilities	6,412,724	21,136,643	27,549,367	361,279
Deferred inflows of resources - pension	42,611	85,223	127,834	0
Net position				
Net investment in capital assets	20,023,268	38,125,170	58,148,438	0
Unrestricted	5,051,699	16,918,353	21,970,052	966,528
Total net position	\$25,074,967	\$55,043,523	80,118,490	\$966,528
Net position reported for business-type activities in the statement of net position are different because they include accumulated underpayments to the internal service fund:			143,488	
Net position business-type activities			<u>\$80,261,978</u>	

See accompanying notes to the basic financial statements.

CITY OF NORTH RIDGEVILLE, OHIO

STATEMENT OF REVENUES, EXPENSES AND CHANGES IN FUND NET POSITION -
 PROPRIETARY FUNDS

FOR THE YEAR ENDED DECEMBER 31, 2016

	Business-Type Activities - Enterprise Funds			Governmental
	Water	Sewer	Total	Internal Service
Operating revenue				
Charges for services	\$ 4,297,841	\$ 7,748,642	\$ 12,046,483	\$ 3,392,616
Miscellaneous	132,683	91,562	224,245	0
Total operating revenues	<u>4,430,524</u>	<u>7,840,204</u>	<u>12,270,728</u>	<u>3,392,616</u>
Operating expenses				
Personal services	1,206,113	2,423,445	3,629,558	0
Contractual services	146,387	1,414,616	1,561,003	0
Supplies and materials	1,690,060	641,303	2,331,363	0
Other operating	127,642	597,296	724,938	2,946,402
Depreciation	856,077	2,092,665	2,948,742	0
Amortization	68,352	0	68,352	0
Total operating expenses	<u>4,094,631</u>	<u>7,169,325</u>	<u>11,263,956</u>	<u>2,946,402</u>
Operating income	<u>335,893</u>	<u>670,879</u>	<u>1,006,772</u>	<u>446,214</u>
Nonoperating revenues (expenses)				
Interest income	30,952	90,313	121,265	3,696
Loss on disposal of capital assets	(16,128)	(20,655)	(36,783)	0
Interest and fiscal charges	(294,051)	(664,101)	(958,152)	0
Total nonoperating revenues (expenses)	<u>(279,227)</u>	<u>(594,443)</u>	<u>(873,670)</u>	<u>3,696</u>
Income before contributions	<u>56,666</u>	<u>76,436</u>	<u>133,102</u>	<u>449,910</u>
Capital contributions	<u>1,158,595</u>	<u>2,267,329</u>	<u>3,425,924</u>	<u>0</u>
	<u>1,158,595</u>	<u>2,267,329</u>	<u>3,425,924</u>	<u>0</u>
Change in net position	1,215,261	2,343,765	3,559,026	449,910
Net position, beginning of year	<u>23,859,706</u>	<u>52,699,758</u>		<u>516,618</u>
Net position, end of year	<u>\$25,074,967</u>	<u>\$55,043,523</u>		<u>\$966,528</u>
Some amounts reported for business-type activities in the statement of activities are different because a portion of the net expense of the internal service fund is reported with business-type activities:			96,382	
Change in net position business-type activities			<u>\$3,655,408</u>	

See accompanying notes to the basic financial statements.

CITY OF NORTH RIDGEVILLE, OHIO

STATEMENT OF CASH FLOWS -
PROPRIETARY FUNDS

FOR THE YEAR ENDED DECEMBER 31, 2016

	Business-Type Activities - Enterprise Funds			Governmental
	Water	Sewer	Total	Internal Service
Cash flows from operating activities:				
Receipts from customers and users	\$4,296,441	\$7,478,142	\$11,774,583	\$3,392,616
Cash payments to suppliers for materials and supplies	(1,773,757)	(1,142,987)	(2,916,744)	0
Cash payments for employee services and benefits	(1,190,586)	(2,372,026)	(3,562,612)	0
Cash payments for contractual services	(129,427)	(1,227,562)	(1,356,989)	(3,030,104)
Other operating revenues	132,683	299,581	432,264	0
Other operating expenses	(124,242)	(743,667)	(867,909)	0
Net cash provided by operating activities	<u>1,211,112</u>	<u>2,291,481</u>	<u>3,502,593</u>	<u>362,512</u>
Cash flows from capital and related financing activities:				
Acquisition of capital assets	(734,166)	(4,063,049)	(4,797,215)	0
Tap-in fees	171,480	1,373,759	1,545,239	0
Issuance of bonds	2,255,000	14,750,000	17,005,000	0
Premium on bond issue	166,400	1,186,210	1,352,610	0
Note principal paid	(1,365,000)	(8,010,000)	(9,375,000)	0
Loan principal paid - OPWC	0	(8,451)	(8,451)	0
Loan principal paid - ETL2	(30,046)	0	(30,046)	0
Loan principal paid - OWDA	(171,227)	0	(171,227)	0
Bond principal paid	(1,224,309)	(10,127,314)	(11,351,623)	0
Capital lease principal paid	(1,135)	(5,035)	(6,170)	0
Interest paid	(390,366)	(1,116,425)	(1,506,791)	0
Net cash used in capital and related financing activities	<u>(1,323,369)</u>	<u>(6,020,305)</u>	<u>(7,343,674)</u>	<u>0</u>
Cash flows from investing activities:				
Interest	<u>27,152</u>	<u>83,813</u>	<u>110,965</u>	<u>2,696</u>
Net cash flows provided by investing activities:	<u>27,152</u>	<u>83,813</u>	<u>110,965</u>	<u>2,696</u>
Net increase (decrease) in cash and cash equivalents	(85,105)	(3,645,011)	(3,730,116)	365,208
Cash and cash equivalents, beginning of year	<u>5,647,909</u>	<u>19,567,341</u>	<u>25,215,250</u>	<u>374,566</u>
Cash and cash equivalents, end of year	<u>\$5,562,804</u>	<u>\$15,922,330</u>	<u>\$21,485,134</u>	<u>\$739,774</u>
Noncash capital and related financing activities:				
Contributions of capital assets from contractors, consisting of infrastructure	<u>\$987,115</u>	<u>\$893,570</u>	<u>\$1,880,685</u>	<u>\$0</u>

(Continued)

See accompanying notes to the basic financial statements.

CITY OF NORTH RIDGEVILLE, OHIO

STATEMENT OF CASH FLOWS -
PROPRIETARY FUNDS

FOR THE YEAR ENDED DECEMBER 31, 2016

(Concluded)

	Business-Type Activities - Enterprise Funds			Governmental
	Water	Sewer	Total	Internal Service
Reconciliation of operating income to net cash provided by operating activities:				
Operating income	\$335,893	\$670,879	\$1,006,772	\$446,214
Adjustments:				
Depreciation	856,077	2,092,665	2,948,742	0
Amortization	68,352	0	68,352	0
(Increase) decrease in assets				
Accounts receivable and other	(1,400)	(11,800)	(13,200)	0
Due from other governments	0	(258,700)	(258,700)	0
Inventories and supplies	4,800	1,400	6,200	0
Prepaid items	3,400	2,500	5,900	0
Claims advance deposit	0	0	0	(23,036)
(Increase) in deferred outflows of resources - pension	(344,674)	(860,722)	(1,205,396)	0
Increase (decrease) in liabilities				
Accounts and contracts payable	15,095	85,940	101,035	272
Accrued salaries, wages and benefits	3,236	3,377	6,613	0
Claims payable	0	0	0	(60,938)
Due to other governments	(5,735)	(16,312)	(22,047)	0
Compensated absences	(19,912)	(23,088)	(43,000)	0
Net pension liability	267,139	547,410	814,549	0
Increase in deferred inflows of resources - pension	28,841	57,932	86,773	0
Net cash provided by operating activities	\$1,211,112	\$2,291,481	\$3,502,593	\$362,512

See accompanying notes to the basic financial statements.

CITY OF NORTH RIDGEVILLE, OHIO
STATEMENT OF FIDUCIARY ASSETS AND LIABILITIES
DECEMBER 31, 2016

	<u>Agency Funds</u>
Assets	
Equity in pooled cash and equivalents	\$1,152,031
Total assets	<u>\$1,152,031</u>
Liabilities	
Accounts and contracts payable	\$12,033
Due to others	1,139,998
Total liabilities	<u>\$1,152,031</u>

See accompanying notes to the basic financial statements.

CITY OF NORTH RIDGEVILLE, OHIO
NOTES TO THE BASIC FINANCIAL STATEMENTS
DECEMBER 31, 2016

NOTE 1 DESCRIPTION OF THE CITY AND REPORTING ENTITY

The City of North Ridgeville, Ohio, was founded in 1810 and became a City in 1960. The North Ridgeville Charter was originally adopted by the voters in October, 1961, in order to secure the benefits of municipal home rule. Under the Ohio Constitution, the City may exercise all powers of local self-government to the extent not in conflict with applicable general laws. The City, under its charter, operates with an elected Council/Mayor form of government. The responsibilities for the major financial functions of the City are divided among the Council, Mayor, Auditor, and Treasurer. The Auditor, who is appointed by Council, is the City's fiscal and chief accounting officer. The Treasurer, Law Director, and other appointed officials are appointed by the Mayor with Council approval. The City's fiscal year corresponds with the calendar year.

A reporting entity is comprised of the primary government, component units and other organizations that are included to ensure that the financial statements are not misleading. The primary government of the City consists of all funds, agencies, departments and offices that are not legally separate from the City. The primary government includes the City departments and agencies that provide the following services: police protection, fire fighting and prevention, emergency rescue, street maintenance and repairs, sanitation, building inspection, parks and recreation, water and sewer.

Component units are legally separate organizations for which the City is financially accountable. The City is financially accountable for an organization if the City appoints a voting majority of the organization's governing board and (1) the City is able to significantly influence the programs or services performed or provided by the organization; or (2) the City is legally entitled to or can otherwise access the organization's resources; the City is legally obligated or has otherwise assumed the responsibility to finance the deficits of, or provide financial support to, the organization; or the City is obligated for the debt of the organization. Component units may also include organizations that are fiscally dependent on the City in that the City approves the budget, the issuance of debt or the levying of taxes. The City has no component units.

The City is associated with the Lorain County General Health District, a jointly governed organization, which provides health services to the members of the Health District. The City does not have any financial interest in or responsibility for the Health District. The County Auditor serves as fiscal agent. See Note 19.

The City is a member of the Northeast Ohio Public Energy Council (NOPEC). NOPEC is a regional council of governments formed under Chapter 167 of the Ohio Revised Code. NOPEC was formed to serve as a vehicle for communities wishing to proceed with an aggregation program for the purchase of electricity. See Note 19.

The City entered into a Joint Economic Development Zone Agreement (JEDZ) in 2008. However, the City has no financial commitment to the project and has no direct economic benefit. See Note 19.

NOTE 2 SUMMARY OF SIGNIFICANT ACCOUNTING POLICIES

The financial statements of the City of North Ridgeville have been prepared in conformity with generally accepted accounting principles (GAAP) as applied to local governmental units. The Governmental Accounting Standards Board (GASB) is the accepted standard-setting body for establishing governmental accounting and financial principles. The most significant of the City's accounting policies are described below.

CITY OF NORTH RIDGEVILLE, OHIO
NOTES TO THE BASIC FINANCIAL STATEMENTS
DECEMBER 31, 2016

NOTE 2 SUMMARY OF SIGNIFICANT ACCOUNTING POLICIES (continued)

A. BASIS OF PRESENTATION

The City's basic financial statements consist of government-wide statements, including a statement of net position and a statement of activities, and fund financial statements which provide a more detailed level of financial information.

Government-wide Financial Statements

The statement of net position and the statement of activities display information about the City as a whole. These statements include the financial activities of the primary government, except for fiduciary funds. The activity of the internal service fund is eliminated to avoid "doubling up" revenues and expenses. The statements distinguish between those activities of the City that are governmental and those that are considered business-type activities.

The statement of net position presents the financial condition of the governmental and business-type activities of the City at year-end. The statement of activities presents a comparison between direct expenses and program revenues for each program or function of the City's governmental activities and for the business-type activities of the City. Direct expenses are those that are specifically associated with a service, program or department and therefore clearly identifiable to a particular function. Program revenues include charges paid by the recipient of the goods or services offered by the program, grants and contributions that are restricted to meeting the operational or capital requirements of a particular program and interest earned on grants that is required to be used to support a particular program. Revenues which are not classified as program revenues are presented as general revenues of the City, with certain limited exceptions. The comparison of direct expenses with program revenues identifies the extent to which each business segment or governmental function is self-financing or draws from the general revenues of the City.

Fund Financial Statements

During the year, the City segregates transactions related to certain City functions or activities in separate funds in order to aid financial management and to demonstrate legal compliance. Fund financial statements are designed to present financial information of the City at this more detailed level. The focus of governmental and enterprise fund financial statements is on major funds. Each major fund is presented in a separate column. Nonmajor funds are aggregated and presented in a single column. The internal service fund is presented in a single column on the face of the proprietary fund statements. Fiduciary funds are reported by type.

B. FUND ACCOUNTING

The City uses funds to maintain its financial records during the year. A fund is defined as a fiscal and accounting entity with a self balancing set of accounts. There are three categories of funds: governmental, proprietary and fiduciary.

Governmental Funds

Governmental funds are those through which most governmental functions typically are financed. Governmental fund reporting focuses on the sources, uses and balances of current financial resources. Expendable assets and deferred outflows of resources are assigned to the various governmental funds according to the purposes for which they may or must be used. Current liabilities and deferred inflows of resources are assigned to the fund from which they will be paid. The difference between governmental fund assets and deferred outflows of resources compared to liabilities and deferred inflows of resources is reported as fund balance. The following are the City's major governmental funds:

CITY OF NORTH RIDGEVILLE, OHIO
NOTES TO THE BASIC FINANCIAL STATEMENTS
DECEMBER 31, 2016

NOTE 2 SUMMARY OF SIGNIFICANT ACCOUNTING POLICIES (continued)

B. FUND ACCOUNTING (continued)

General Fund - The General Fund accounts for all financial resources except those required to be accounted for in another fund. The General Fund balance is available to the City for any purpose provided it is expended or transferred according to the charter of the City and/or the general laws of Ohio.

Capital Projects Fund – The Capital Projects Fund accounts for the acquisition and construction of major capital assets.

Central Fire Station Construction Fund – The Central Fire Station Construction Fund accounts for the construction of a new central fire station.

The other governmental funds of the City account for grants and other resources whose use is restricted to a specific purpose.

Proprietary Funds

Proprietary fund reporting focuses on the determination of operating income, changes in net position, financial position and cash flows. Proprietary funds are classified as either enterprise or internal service.

Enterprise Funds - Enterprise funds may be used to account for any activity for which a fee is charged to external users for goods or services. The following are the City's major enterprise funds:

Water Fund - The Water Fund accounts for the operation of the City's drinking water distribution system.

Sewer Fund - The Sewer Fund accounts for the operation of the City's sanitary sewer collection system and City owned wastewater treatment facility.

Internal Service Funds - Internal service funds account for the financing of services provided by one department or agency to other departments or agencies of the City on a cost-reimbursement basis. The City's Internal Service Fund reports on a self-insurance program for employee medical benefits.

Fiduciary Funds

Fiduciary fund reporting focuses on net position and changes in net position. The fiduciary fund category is split into four classifications: pension trust funds, investment trust funds, private-purpose trust funds and agency funds. Trust funds are used to account for assets held by the City under a trust agreement for individuals, private organizations, or other governments and are therefore not available to support the City's own programs. The City has no trust funds. Agency funds are purely custodial in nature (assets equal liabilities) and thus do not involve measurement of results of operations. The City's agency funds account for building permit fees collected on behalf of the State, certain activities of the senior citizens center, mayor court bail bond collections, and deposits from citizens, contractors and developers.

C. MEASUREMENT FOCUS

Government-wide Financial Statements

The government-wide financial statements are prepared using the flow of economic resources measurement focus. All assets and deferred outflows of resources and all liabilities and deferred inflows of resources associated with the operation of the City are included on the Statement of Net Position. The Statement of Activities presents increases (i.e. revenues) and decreases (i.e. expenses) in net position.

CITY OF NORTH RIDGEVILLE, OHIO
NOTES TO THE BASIC FINANCIAL STATEMENTS
DECEMBER 31, 2016

NOTE 2 SUMMARY OF SIGNIFICANT ACCOUNTING POLICIES (continued)

C. MEASUREMENT FOCUS (continued)

Amounts reported as program revenues include: charges to customers for goods, services, or privileges provided; operating grants and contributions; and capital grants and contributions including special assessments. Internally dedicated resources are reported as general revenues rather than program revenues, as are taxes.

Fund Financial Statements

All governmental funds are accounted for using a flow of current financial resources measurement focus. With this measurement focus, only current assets and deferred outflows of resources along with current liabilities and deferred inflows of resources generally are included on the balance sheet. The statement of revenues, expenditures and changes in fund balances reports on the sources (i.e., revenues and other financing sources) and uses (i.e., expenditures and other financing uses) of current financial resources. This approach differs from the manner in which the governmental activities of the government-wide financial statements are prepared. Governmental fund financial statements therefore include a reconciliation with brief explanations to better identify the relationship between the government-wide statements and the statements for governmental funds.

Proprietary funds distinguish operating revenue and expenses from non-operating items. Operating revenue and expenses generally result from providing services and producing and delivering goods in accordance with the proprietary fund's principle on going operations. The principle operating revenue of the City's water fund and sewer fund are charges for services. These funds also recognize fees intended to recover the cost of connecting new customers to the City's water and sewer utility systems as operating revenue. Operating expenses for the enterprise funds include the cost of services, administrative expenses and overhead and depreciation on capital assets. All revenues and expenses not meeting this definition are reported as non-operating revenue and expenses, which for the City includes interest income, gain/loss on disposal of capital assets, and interest and fiscal charges.

As with the government-wide statements, all proprietary funds are accounted for on a flow of economic resources measurement focus. All assets and deferred outflows of resources and all liabilities and deferred inflows of resources associated with the operation of these funds are included on the statement of net position. The statement of changes in fund net position presents increases (i.e., revenues) and decreases (i.e., expenses) in total net position. The statement of cash flows provides information about how the City finances and meets the cash flow needs of its proprietary activities.

D. BASIS OF ACCOUNTING

Basis of accounting determines when transactions are recorded in the financial records and reported on the financial statements. Government-wide financial statements are prepared using the accrual basis of accounting. Governmental funds use the modified accrual basis of accounting. Proprietary and fiduciary funds also use the accrual basis of accounting. Differences in the accrual and modified accrual basis of accounting arise in the recognition of revenue, the recording of deferred inflows and outflows and in the presentation of expenses versus expenditures.

Revenues - Exchange and Non-exchange Transactions

Revenue resulting from exchange transactions, in which each party gives and receives essentially equal value is recorded on the accrual basis when the exchange takes place. On a modified accrual basis, revenue is recorded in the fiscal year in which the resources are measurable and become available. Available means that the resources will be collected within the current fiscal year or are expected to be collected soon enough thereafter to be used to pay liabilities of the current fiscal year. For the City, available means expected to be received within thirty-one days of year-end.

CITY OF NORTH RIDGEVILLE, OHIO
NOTES TO THE BASIC FINANCIAL STATEMENTS
DECEMBER 31, 2016

NOTE 2 SUMMARY OF SIGNIFICANT ACCOUNTING POLICIES (continued)

D. BASIS OF ACCOUNTING (continued)

Nonexchange transactions, in which the City receives value without directly giving equal value in return, include income taxes, property taxes, grants, entitlements and donations. On an accrual basis, revenue from income taxes is recognized in the period in which the income is earned. Revenue from property taxes is recognized in the year for which the taxes are levied. See Note 7A. Revenue from grants, entitlements and donations is recognized in the year in which all eligibility requirements have been satisfied. Eligibility requirements include timing requirements, which specify the year when the resources are required to be used or the year when use is first permitted, matching requirements, in which the City must provide local resources to be used for a specified purpose, and expenditure requirements, in which the resources are provided to the City on a reimbursement basis. On a modified accrual basis, revenue from nonexchange transactions must also be available before it can be recognized.

Under the modified accrual basis, the following revenue sources are considered to be both measurable and available at year-end: income tax, state-levied locally shared taxes including gasoline tax, fines and forfeitures, interest, grants, fees and rentals.

Deferred Outflows/Inflows of Resources

In addition to assets, the statements of financial position will sometimes report a separate section for deferred outflows of resources. Deferred outflows of resources represent a consumption of net position that applies to a future period and will not be recognized as an outflow of resources (expense/expenditure) until then. For the City, deferred outflows of resources are reported on the government-wide statement of net position for deferred charge on bond refunding and pension. The deferred outflows of resources related to pension are explained in Note 12.

In addition to liabilities, the statements of financial position report a separate section for deferred inflows of resources. Deferred inflows of resources represent an acquisition of net position that applies to a future period and will not be recognized until that time. For the City, deferred inflows of resources include property taxes, municipal income taxes, special assessments, pension, certain grants and unavailable revenue. Property taxes represent amounts for which there is an enforceable legal claim as of December 31, 2016, but which were levied to finance 2017 operations. Grants represent amounts awarded in the current year, but are intended to finance projects in future years. These amounts have been recorded as a deferred inflow on both the government-wide statement of net position and governmental fund financial statements. Unavailable revenue is reported only on the governmental funds balance sheet, and represents receivables which will not be collected within the available period. For the City, unavailable revenue includes delinquent property taxes, income taxes, special assessments, intergovernmental grants, and miscellaneous revenues. These amounts are deferred and recognized as an inflow of resources in the period the amounts become available. Deferred inflows of resources related to pension are reported on the government-wide statement of net position. (See Note 12)

Expenses/Expenditures

On the accrual basis of accounting, expenses are recognized at the time they are incurred.

The measurement focus of governmental fund accounting is on decreases in net financial resources (expenditures) rather than expenses. Expenditures are generally recognized in the accounting period in which the related fund liability is incurred, if measurable. Allocations of cost, such as depreciation and amortization, are not recognized in governmental funds.

CITY OF NORTH RIDGEVILLE, OHIO
NOTES TO THE BASIC FINANCIAL STATEMENTS
DECEMBER 31, 2016

NOTE 2 SUMMARY OF SIGNIFICANT ACCOUNTING POLICIES (continued)

E. BUDGETARY PROCESS

All funds, except agency funds, are legally required to be budgeted and appropriated. The major documents prepared are the tax budget, the certificate of estimated resources, and the appropriations ordinance, all of which are prepared on the budgetary basis of accounting. The tax budget demonstrates a need for existing or increased tax rates. The certificate of estimated resources establishes a limit on the amount Council may appropriate. The appropriations ordinance is Council's authorization to spend resources and sets annual limits on expenditures plus encumbrances at the level of control selected by Council. The legal level of control has been established by Council by fund and within each fund by department at major object level, which includes personal services, other expenditures and transfers. Budgetary modifications may only be made by ordinance of the City Council.

The certificate of estimated resources may be amended during the year if projected increases or decreases in revenue are identified. The amounts reported as the original budgeted amounts on the budgetary statements reflect the amounts on the certificate of estimated resources when the original appropriations were adopted. The amounts reported as the final budgeted amounts on the budgetary statements reflect the amounts on the amended certificate of estimated resources in effect at the time the final appropriations were enacted by Council.

The appropriations ordinance is subject to amendment throughout the year with the restriction that appropriations cannot exceed estimated resources. The amounts reported as the original budgeted amounts reflect the first appropriation ordinance for that fund that covered the entire year, including amounts automatically carried forward from prior years. The amounts reported as the final budgeted amounts represent the final appropriations amounts passed by Council during the year.

Encumbrances outstanding at year end represent the estimated amount of expenditures that will ultimately result if unperformed contracts in process (for example, purchase orders and contracted services) are completed. Encumbrances outstanding at year end are reported as part of restricted, committed or assigned fund balance for subsequent year expenditures in the governmental funds.

At the close of each fiscal year, the unencumbered balance of each appropriation reverts to the respective fund from which it was appropriated and becomes subject to future appropriations.

F. CASH AND CASH EQUIVALENTS

The City pools its cash for investment and administration purposes. Deposit and investment procedures are restricted by the provisions of the Ohio Revised Code. For purposes of the statement of cash flows, the City considers all highly liquid debt instruments purchased with a maturity of three months or less to be cash equivalents.

CITY OF NORTH RIDGEVILLE, OHIO
NOTES TO THE BASIC FINANCIAL STATEMENTS
DECEMBER 31, 2016

NOTE 2 SUMMARY OF SIGNIFICANT ACCOUNTING POLICIES (continued)

G. INVESTMENTS

Nonparticipating interest-earning investment contracts are stated at cost. Money market investments and participating interest earning investment contracts with a remaining maturity of one year or less at time of purchase are stated at amortized cost. All other investments are stated at fair value, which is based on quoted market prices.

During 2016, investments were limited to commercial paper, federal home loan mortgage corporation bonds, federal national mortgage association bonds, municipal securities, money market governmental obligations, and State Treasury Asset Reserve of Ohio (STAR Ohio). STAR Ohio (the State Treasury Asset Reserve of Ohio), is an investment pool managed by the State Treasurer's Office which allows governments within the State to pool their funds for investment purposes. STAR Ohio is not registered with the SEC as an investment company, but has adopted Governmental Accounting Standards Board (GASB), Statement No. 79, "Certain External Investment Pools and Pool Participants." The City measures their investment in STAR Ohio at the net asset value (NAV) per share provided by STAR Ohio. The NAV per share is calculated on an amortized cost basis that provides an NAV per share that approximates fair value.

For 2016, there were no limitations or restrictions on any participant withdrawals due to redemption notice periods, liquidity fees, or redemption gates. However, notice must be given 24 hours in advance of all deposits and withdrawals exceeding \$25 million. STAR Ohio reserves the right to limit the transaction to \$50 million, requiring the excess amount to be transacted the following business day(s), but only to the \$50 million limit. All accounts of the participant will be combined for these purposes.

Investment procedures are restricted by the provisions of the Ohio Revised Code. Interest revenue is distributed to the General Fund, certain Special Revenue Funds, Debt Service Funds, certain Capital Projects Funds and Enterprise Funds. Interest revenue credited to the Capital Project Fund during 2016 amounted to \$ 52,813, which includes \$38,053 assigned from other City funds.

H. INVENTORIES

Inventories are valued at the lower of cost (first-in, first-out) or market. The costs of inventory items are recognized as expenses when used in the enterprise funds. Inventories consist of parts and supplies.

I. PREPAID AND DEFERRED EXPENSES

Payments made to vendors for services that will benefit periods beyond the current year-end are recorded as prepaid items using the consumption method. A current asset for the prepaid amount is recorded at the time of the purchase and an expenditure/expense is reported in the year in which services are consumed. A portion of the relevant governmental funds' balances equal to the prepaid items has been reserved to indicate that it is not available for appropriation.

CITY OF NORTH RIDGEVILLE, OHIO
 NOTES TO THE BASIC FINANCIAL STATEMENTS
 DECEMBER 31, 2016

NOTE 2 SUMMARY OF SIGNIFICANT ACCOUNTING POLICIES (continued)

J. CAPITAL ASSETS

General capital assets are those assets not specifically related to activities reported in the proprietary funds. These assets generally result from expenditures in the governmental funds. These assets are reported in the governmental activities column of the government-wide statement of net position but are not reported in the fund financial statements. Capital assets utilized by the proprietary funds are reported both in the business-type activities column of the government-wide statement of net position and in the respective funds.

Capital assets are recorded at cost or estimated historical cost and updated for additions and retirements during the year. Donated capital assets are recorded at their fair market values as of the date received. The City maintains a capitalization threshold of twenty-five hundred dollars. The City's infrastructure consists of streets, bridges, culverts, curbs, sidewalks, storm sewers, and water and sanitary sewer systems. Improvements are capitalized, whereas the costs of normal maintenance and repairs that do not add to the value of the asset or materially extend an asset's life are not.

All reported capital assets are depreciated except for land and construction in progress. Improvements are depreciated over the remaining useful lives of the related capital assets. Useful lives for infrastructure were estimated based on the City's historical records of necessary improvements and replacement. Depreciation is computed using the straight-line method over the following useful lives:

Description	Estimated Lives
Buildings and improvements	30 to 50 years
Infrastructure	15 to 50 years
Equipment and vehicles	3 to 10 years

K. INTERFUND BALANCES

On fund financial statements, outstanding interfund loans and unpaid amounts for interfund services are reported as "interfund receivables/payables". Interfund loans, which do not represent available expendable resources would be offset by an equal amount in nonspendable fund balance unless the proceeds from their collection are restricted, committed or assigned. Interfund balance amounts are eliminated in the statement of net position, except for any net residual amounts due between governmental and business-type activities, which are presented as internal balances.

L. COMPENSATED ABSENCES

Vacation benefits are accrued as a liability as the benefits are earned if the employee's rights to receive compensation are attributable to services already rendered and it is probable that the employer will compensate the employees for the benefits through paid time off or some other means. Sick leave benefits are accrued as a liability using the vesting method. The liability is based on an estimate of the amount of accumulated sick leave that will be paid as a termination benefit.

CITY OF NORTH RIDGEVILLE, OHIO
NOTES TO THE BASIC FINANCIAL STATEMENTS
DECEMBER 31, 2016

NOTE 2 SUMMARY OF SIGNIFICANT ACCOUNTING POLICIES (continued)

M. ACCRUED LIABILITIES AND LONG-TERM LIABILITIES

All payables, accrued liabilities and long-term obligations are reported in the government-wide financial statements. All payables, accrued liabilities and long-term obligations payable from proprietary funds are reported on the proprietary fund financial statements.

Generally, governmental fund payables and accrued liabilities that, once incurred, are paid in a timely manner and in full from current financial resources are reported as obligations of the funds. However, claims and judgments, compensated absences and net pension liability that will be paid from governmental funds are reported as a liability in the fund financial statements only to the extent that they are due for payment during the current year. Bonds, capital leases and long-term loans are recognized as a liability on the governmental fund financial statements when due.

N. FUND BALANCE

Fund balance is divided into five classifications based primarily on the extent to which the City is bound to observe constraints imposed upon the use of the resources in the governmental funds. The classifications are as follows:

Nonspendable - The nonspendable fund balance category includes amounts that cannot be spent because they are not in spendable form, or legally or contractually required to be maintained intact. The "not in spendable form" criterion includes items that are not expected to be converted to cash. It also includes the long-term amount of loans receivable, as well as property acquired for resale, unless the use of the proceeds from the collection of those receivables or from the sale of those properties is restricted, committed, or assigned.

Restricted - Fund balance is reported as restricted when constraints placed on the use of resources are either externally imposed by creditors (such as through debt covenants), grantors, contributors, or laws or regulations of other governments or is imposed by law through constitutional provisions.

Committed - The committed fund balance classification includes amounts that can be used only for the specific purposes imposed by a formal action (ordinance) of the City Council. Those committed amounts cannot be used for any other purpose unless the City Council removes or changes the specified use by taking the same type of action (ordinance) it employed to previously commit those amounts. Committed fund balance also incorporates contractual obligations to the extent that existing resources in the fund have been specifically committed for use in satisfying those contractual requirements.

Assigned - Amounts in the assigned fund balance classification are intended to be used by the City for specific purposes but do not meet the criteria to be classified as restricted or committed. In governmental funds other than the general fund, assigned fund balance represents the remaining amount that is not restricted or committed. In the general fund, assigned amounts represent intended uses established by the City Council.

Unassigned - Unassigned fund balance is the residual classification for the general fund and includes all spendable amounts not contained in the other classifications. In other governmental funds, the unassigned classification is used only to report a deficit balance resulting from overspending for specific purposes for which amounts had been restricted, committed, or assigned.

The City applies restricted resources first when expenditures are incurred for purposes for which either restricted or unrestricted (committed, assigned, and unassigned) amounts are available. Similarly, within unrestricted fund balance, committed amounts are reduced first followed by assigned, and then unassigned amounts when expenditures are incurred for purposes for which amounts in any of the unrestricted fund balance classifications could be used.

CITY OF NORTH RIDGEVILLE, OHIO
NOTES TO THE BASIC FINANCIAL STATEMENTS
DECEMBER 31, 2016

NOTE 2 SUMMARY OF SIGNIFICANT ACCOUNTING POLICIES (continued)

O. NET POSITION

Net position is the residual amount when comparing assets and deferred outflows of resources to liabilities and deferred inflows of resources. The net investment in capital assets component of net position consists of capital assets, net of accumulated depreciation, reduced by the outstanding balances of any borrowing used for the acquisition, construction or improvement of those assets. The restricted component of net position is reported when there are limitations imposed on their use either through constitutional provisions or enabling legislation or through external restrictions imposed by creditors, grantors, or laws or regulations of other governments. The government-wide statement of net position for the governmental activities reports \$ 7,748,511 of restricted net position, none of which is restricted by enabling legislation. The City applies restricted resources when an expense is incurred for purposes for which both restricted and unrestricted components of net position are available.

P. OPERATING REVENUES AND EXPENSES

Operating revenues are those revenues that are generated directly from the primary activity of the proprietary funds. For the City, these revenues are charges for services primarily for water and sanitary sewer services and self-insurance program. Operating expenses are necessary costs incurred to provide the goods or service that is the primary activity of the fund. All revenues and expenses not meeting this definition are reported as nonoperating.

Q. CONTRIBUTIONS OF CAPITAL

Contributions of capital in proprietary fund financial statements arise from outside contributions of capital assets (primarily related to housing developments), tap-in fees to the extent they exceed the cost of the connection to the system, or from grants or outside contributions of resources restricted to capital acquisition and construction.

R. INTERFUND ACTIVITY

Transfers between governmental and business-type activities on the government-wide statements are reported in the same manner as general revenues. Transfers between governmental activities are eliminated on the government-wide financial statements. Internal allocations of overhead expenses from one function to another or within the same function are eliminated on the Statement of Activities. Interfund payments for services provided and used are not eliminated.

Exchange transactions between funds are reported as revenues in the seller funds and as expenditures/expenses in the purchaser funds. Flows of cash or goods from one fund to another without a requirement for repayment are reported as interfund transfers. Interfund transfers are reported as other financing sources/uses in governmental funds and after nonoperating revenues/expenses in proprietary funds. Repayments from funds responsible for particular expenditures/expenses to the funds that initially paid for them are presented on the financial statements.

S. PENSIONS

For purposes of measuring the net pension liability, deferred outflows of resources and deferred inflows of resources related to pensions, and pension expense, information about the fiduciary net position of the pension plans and additions to/deductions from their fiduciary net position have been determined on the same basis as they are reported by the pension systems. For this purpose, benefit payments (including refunds of employee contributions) are recognized when due and payable in accordance with the benefit terms. The pension systems report investments at fair value.

CITY OF NORTH RIDGEVILLE, OHIO
NOTES TO THE BASIC FINANCIAL STATEMENTS
DECEMBER 31, 2016

NOTE 2 SUMMARY OF SIGNIFICANT ACCOUNTING POLICIES (continued)

T. EXTRAORDINARY AND SPECIAL ITEMS

Extraordinary items are transactions or events that are both unusual in nature and infrequent in occurrence. Special items are transactions or events that are within the control of the City Administration and that are either unusual in nature or infrequent in occurrence. Neither type of transaction occurred during the current year.

U. USE OF ESTIMATES

The preparation of the financial statements in conformity with generally accepted accounting principles requires management to make estimates and assumptions that affect the amounts reported in the financial statements and accompanying notes. Actual results may differ from those estimates.

NOTE 3 CHANGE IN ACCOUNTING PRINCIPLES AND RESTATEMENT OF NET POSITION

A. CHANGE IN ACCOUNTING PRINCIPLES

For 2016, the City implemented Governmental Accounting Standards Board (GASB) Statement No. 72, "Fair Value Measurement and Application," GASB Statement No. 73, "Accounting and Financial Reporting for Pensions and Related Assets That Are Not within the Scope of GASB Statement 68, and Amendments to Certain Provisions of GASB Statements 67 and 68," GASB Statement No. 76, "The Hierarchy of Generally Accepted Accounting Principles for State and Local Governments," GASB Statement No. 79, "Certain External Investment Pools and Pool Participants," GASB Statement No. 77, "Tax Abatement Disclosures," and GASB Statement No. 82, "Pension Issues an Amendment of GASB Statements No. 67, No. 68 and No. 73."

GASB Statement No. 72 addresses accounting and financial reporting issues related to fair value measurements. This Statement provides guidance for determining a fair value measurement for financial reporting purposes for applying fair value to certain investments and disclosures related to all fair value measurements. These changes were incorporated in the City's 2016 financial statements; however, there was no effect on beginning net position/fund balance.

GASB Statement No. 73 establishes requirements for defined benefit pensions that are not within the scope of Statement No. 68, Accounting and Financial Reporting for Pensions, as well as for the assets accumulated for purposes of providing those pensions. It also amends certain provisions of Statement No. 67, Financial Reporting for Pension Plans, and Statement 68. The implementation of this GASB pronouncement did not result in any changes to the City's financial statements.

GASB Statement No. 76 identifies-in the context of the current governmental financial reporting environment-the sources of accounting principles used to prepare financial statements of state and local governmental entities in conformity with generally accepted accounting principles (GAAP) and the framework for selecting those principles. The implementation of this GASB pronouncement did not result in any changes to the City's financial statements.

CITY OF NORTH RIDGEVILLE, OHIO
NOTES TO THE BASIC FINANCIAL STATEMENTS
DECEMBER 31, 2016

NOTE 3 CHANGE IN ACCOUNTING PRINCIPLES AND RESTATEMENT OF NET POSITION (continued)

A. CHANGE IN ACCOUNTING PRINCIPLES (continued)

GASB Statement No. 77 requires disclosure of information about the nature and magnitude of tax abatements. The disclosures required by this Statement encompass tax abatements resulting from both (a) agreements that are entered into by the reporting government and (b) agreements that are entered into by other governments and that reduce the reporting government's tax revenues. The City incorporated the corresponding GASB 77 guidance into their 2016 financial statements; however, there was no effect on beginning net position/fund balance.

GASB Statement No. 79 establishes accounting and financial reporting standards for qualifying external investment pools that elect to measure for financial reporting purposes all of their investments at amortized cost. This Statement provides accounting and financial reporting guidance and also establishes additional note disclosure requirements for governments that participate in those pools. The City participates in STAR Ohio which implemented GASB Statement No. 79 for 2016. The City incorporated the corresponding GASB 79 guidance into their 2016 financial statements; however, there was no effect on beginning net position/fund balance.

GASB Statement No. 82 improves consistency in the application of pension accounting. These changes were incorporated in the City's 2016 financial statements; however, there was no effect on beginning net position/fund balance.

B. RESTATEMENT OF NET POSITION

In fiscal year 2015, the City implemented GASB 68, Accounting and Financial Reporting for Pensions and GASB 71, Pension Transition for Contributions Made Subsequent to the Measurement Date, which required the reporting of pension liability associated with pension plans. During fiscal year 2016, the Ohio Police and Fire Pension Fund (OP&F) provided a revision to a census file to its actuary. This resulted in an adjustment to the Net Pension Liability reported in a prior year. The adjustment reduced the net position in the Entity Wide Governmental Activities by \$ 357,344.

NOTE 4 COMPLIANCE AND ACCOUNTABILITY

Not apparent in the basic financial statements is a deficit fund balance in the Special Revenue Fire Levy Fund of \$ 11,827.

This deficit results from reflecting expenditures in accordance with the modified accrual basis of accounting, which are larger than amounts recognized on the budget basis. The City, in accordance with its budget basis, will appropriate such expenditures from resources of the subsequent year.

CITY OF NORTH RIDGEVILLE, OHIO
 NOTES TO THE BASIC FINANCIAL STATEMENTS
 DECEMBER 31, 2016

NOTE 5 BUDGETARY BASIS OF ACCOUNTING

While the City is reporting financial position, results of operations, and changes in fund balances on the basis of generally accepted accounting principles (GAAP), the budgetary basis as provided by law is based upon accounting for certain transactions on a basis of cash receipts, disbursements and encumbrances. The "Statement of Revenues, Expenditures, and Changes in Fund Balance – Budget (Non-GAAP Basis) and Actual" is presented on the budgetary basis to provide a meaningful comparison of actual results with the budget. The major differences between the budget basis and the GAAP basis are that:

Revenues are recorded when received (budget basis) rather than when susceptible to accrual (GAAP basis).

Expenditures are recorded when paid or encumbered (budget basis) rather than when the liability is incurred (GAAP basis).

Proceeds from and principle payments on short-term note obligations are reported on the operating statement (budget basis) rather than balance sheet transactions (GAAP basis).

The following table summarizes the adjustments necessary to reconcile the GAAP basis statements to the budgetary basis statements for the General Fund.

	Net Change in Fund Balance
Budget basis	(\$553,099)
Adjustments, increase (decrease)	
Revenue accruals	(493,002)
Expenditure accruals	409,709
Encumbrances	283,831
Funds budgeted elsewhere **	1,808,996
GAAP basis, as reported	\$1,456,435

** As part of Governmental Accounting Standards Board Statement No. 54, "Fund Balance Reporting", the Income Tax Fund and Payroll and Benefits Reserve Fund are legally budgeted in separate special revenue funds, but are considered part of the General Fund on a GAAP basis.

CITY OF NORTH RIDGEVILLE, OHIO
NOTES TO THE BASIC FINANCIAL STATEMENTS
DECEMBER 31, 2016

NOTE 6 POOLED CASH AND EQUIVALENTS, DEPOSITS AND INVESTMENTS

A. LEGAL REQUIREMENTS

State statutes classify monies held by the City into three categories.

Active deposits are public deposits necessary to meet current demands on the treasury. Such monies must be maintained either as cash in the City Treasury, in commercial accounts payable or withdrawable on demand, including negotiable order of withdrawal (NOW) accounts, or in money market deposit accounts.

Inactive deposits are public deposits the City has identified as not required for use within the current five year period of designation of depositories. Inactive deposits must either be evidenced by certificates of deposit maturing not later than the end of the current period of designation of depositories, or by savings or deposit accounts including, but not limited to, passbook accounts.

Interim monies are those monies which are not needed for immediate use but which will be needed before the end of the current period of designation of depositories. Interim deposits must be evidenced by time certificates of deposit maturing not more than one year from the date of deposit, or by savings or deposit accounts, including passbook accounts.

Protection of the City's deposits is provided by the Federal Deposit Insurance Corporation (FDIC), by eligible securities pledged by the financial institution as security for repayment, by surety company bonds deposited with the Treasurer by the financial institution, or by a single collateral pool established by the financial institution to secure the repayment of all public monies deposited with the institution.

Interim monies may be invested in the following securities:

1. United States Treasury bills, bonds, notes, or any other obligation or security issued by the United States Treasury, or any other obligation guaranteed as to principal and interest by the United States;
2. Bonds, notes, debentures, or any other obligation or security issued by any federal government agency or instrumentality including, but not limited to, the Federal National Mortgage Association, Federal Home Loan Bank, Federal Farm Credit Bank, Federal Home Loan Mortgage Corporation, Government National Mortgage Association, and Student Loan Marketing Association. All federal agency securities shall be direct issuances of federal government agencies or instrumentalities;
3. Written repurchase agreements in the securities listed above provided that the market value of the securities subject to the repurchase agreement must exceed the principal value of the agreement by at least 2 percent and be marked to market daily, and the term of the agreement must not exceed thirty days;
4. Bonds and other obligations of the State of Ohio;
5. No-load money market mutual funds consisting exclusively of obligations described in division (1) or (2) and repurchase agreements secured by such obligations, provided that investments in securities described in this division are made only through eligible institutions;
6. The State Treasurer's investment pool (STAR Ohio).

CITY OF NORTH RIDGEVILLE, OHIO
NOTES TO THE BASIC FINANCIAL STATEMENTS
DECEMBER 31, 2016

NOTE 6 DEPOSITS AND INVESTMENTS (continued)

A. LEGAL REQUIREMENTS (continued)

Investments in stripped principal or interest obligations, reverse repurchase agreements, and derivatives are prohibited. The issuance of taxable notes for the purpose of arbitrage, the use of leverage, and short selling are also prohibited. An investment must mature within five years from the date of purchase, unless matched to a specific obligation or debt of the City, and must be purchased with the expectation that it will be held to maturity.

Investments may only be made through specified dealers and institutions. Payment for investments may be made only upon delivery of the securities representing the investments to the treasurer or qualified trustee or, if the securities are not represented by a certificate, upon receipt of confirmation of transfer from the custodian.

B. DEPOSITS AND CASH ON HAND

Custodial credit risk is the risk that, in the event of a bank failure, the City's deposits may not be returned. The City does not have a deposit policy for custodial credit risk. At fiscal year-end, the carrying amount of the City's deposits was \$ 24,532,894 and the bank balance was \$ 25,319,594. Of the bank balance, \$ 17,453,443 was covered by federal depository insurance and \$ 7,866,151 by collateral held by third party trustees in accordance with the Ohio Revised Code, in collateral pools securing all public funds on deposit with specific depository institutions, which amount is considered uncollateralized as defined by the Government Accounting Standards Board.

Cash on hand at December 31, 2016 amounted to \$ 2,425.

C. INVESTMENTS

For an investment, custodial credit risk is the risk that, in the event of the failure of the counterparty, the City will not be able to recover the value of its investments or collateral securities that are in the possession of an outside party. As of December 31, 2016, the City had the following investments:

	Measurement Value	Investment Maturities		
		Within 1 year	Within 2 - 3 years	After 3 years
Star Ohio	\$8,108,783	\$8,108,783	\$0	\$0
Commercial paper	7,491,249	7,491,249	0	0
Municipal bonds	5,549,947	5,549,947	0	0
Mutual Funds	28,676	28,676	0	0
Federal securities	1,500,000	0	750,000	750,000
	<u>\$22,678,655</u>	<u>\$21,178,655</u>	<u>\$750,000</u>	<u>\$750,000</u>

The City categorizes its fair value measurements within the fair value hierarchy established by generally accepted accounting principles. The hierarchy is based on the valuation inputs used to measure the fair value of the asset. Level 1 inputs are quoted prices in active markets for identical assets. Level 2 inputs are significant other observable inputs; Level 3 inputs are significant unobservable inputs. The above chart identifies the City's recurring fair value measurements as of December 31, 2016. The City's investments measured at fair value are valued using methodologies that incorporate market inputs such as benchmark yields, reported trades, broker/dealer quotes, issuer spreads, two-sided markets, benchmark securities, bids, offers and reference data including market research publications. Market indicators and industry and economic events are also monitored, which could require the need to acquire further market data. (Level 2 inputs).

CITY OF NORTH RIDGEVILLE, OHIO
NOTES TO THE BASIC FINANCIAL STATEMENTS
DECEMBER 31, 2016

NOTE 6 DEPOSITS AND INVESTMENTS (continued)

D. INTEREST RATE RISK

The Ohio Revised Code generally limits security purchases to those that mature within five years of the settlement date.

E. CONCENTRATION OF CREDIT RISK

The City places no limit on the amount that may be invested in any one issuer.

F. CREDIT RISK

The City follows the Ohio Revised Code that limits its investment choices, as discussed in Note 6 A. above. The City's investments were rated by Standard & Poor's at December 31, 2016 as follows:

	Credit Rating	Measurement Value	Percent of Total
Star Ohio	AAAm	\$8,108,783	35.8%
Commercial paper	A1	7,491,249	33.0%
Municipal bonds	AA+	5,549,947	24.5%
Mutual Funds	AAAm	28,676	0.1%
Federal securities	AA+	1,500,000	6.6%
		\$22,678,655	100.0%

Ohio law requires that Star Ohio maintain the highest rating provided by at least one nationally recognized standard rating service.

NOTE 7 RECEIVABLES

Receivables at December 31, 2016, consisted primarily of municipal income taxes, property and other taxes, intergovernmental revenues arising from entitlements and shared revenues, special assessments, and accounts (billings for utility service). No allowances for doubtful accounts have been recorded because uncollectible amounts are expected to be insignificant.

Special assessments expected to be collected in more than one year amount to \$ 1,220,641 in the Special Assessment Bond Retirement Fund and \$ 1,908,872 in the Sewer Fund.

A. PROPERTY TAXES

Property taxes include amounts levied against all real and public utility property located in the City. Property tax revenue received during 2016 for real and public utility property taxes represents collections of the 2015 taxes.

2016 real property taxes are levied after October 1, 2016, on the assessed value as of January 1, 2016, the lien date. Assessed values are established by State law at 35 percent of appraised market value. 2016 real property taxes are collected in and intended to finance 2017 activities.

Public utility property currently is assessed at varying percentages of true value; public utility real property is assessed at 35 percent of true value. 2016 public utility property taxes became a lien December 31, 2015, are levied after October 1, 2016, and are collected in 2017 with real property taxes.

CITY OF NORTH RIDGEVILLE, OHIO
NOTES TO THE BASIC FINANCIAL STATEMENTS
DECEMBER 31, 2016

NOTE 7 RECEIVABLES (continued)

A. PROPERTY TAXES (continued)

The full tax rate for all City operations for the collection year ended December 31, 2016 was \$ 12.55 per \$1,000 of assessed value. The assessed values of real and public utility property upon which 2016 property tax receipts were based are as follows:

	2016 Collection Year
Property valuation consisted of:	
Real property	<u>\$755,633,080</u>
Public utility property	<u>14,348,220</u>
Total valuation	<u><u>\$769,981,300</u></u>

Real property taxes are payable annually or semi-annually. If paid annually, the payment is due December 31; if paid semi-annually, the first payment is due December 31 with the remainder payable by June 20. Under certain circumstances, State statute permits later payment dates to be established.

The County Treasurer collects property taxes on behalf of all taxing districts in the county, including the City. The County Auditor periodically remits to the City its portion of the taxes collected. Property taxes receivable represents real property taxes, public utility taxes and outstanding delinquencies which are measurable as of December 31, 2016 and for which there is an enforceable legal claim. In the General Fund, Street Levy, Police Levy, Police Pension, Fire Levy, Fire Pension, and Paramedic Levy (Special Revenue) Funds, the entire receivable has been offset by deferred inflows of resources since the current taxes were not levied to finance 2016 operations and the collection of delinquent taxes during the available period is not subject to reasonable estimation. On a full accrual basis, delinquent property taxes have been recorded as revenue while the remainder of the receivable is deferred.

B. INCOME TAXES

The City levies an income tax of 1% on substantially all income earned within the City. In addition, residents are required to pay City income tax on income earned outside the City with a certain credit for income taxes paid to other municipalities. Employers within the City are required to withhold income tax on employee compensation and remit at least quarterly. Corporations and other individual taxpayers are also required to pay their estimated taxes at least quarterly and file a final return annually. The City's municipal income tax is collected and administered by the Regional Income Tax Agency (R.I.T.A.).

CITY OF NORTH RIDGEVILLE, OHIO
NOTES TO THE BASIC FINANCIAL STATEMENTS
DECEMBER 31, 2016

NOTE 7 RECEIVABLES (continued)

C. DUE FROM OTHER GOVERNMENTS

A summary of the principal items due from other governments follows:

	<u>Amount</u>
Governmental Activities	
Gasoline tax	\$806,200
Local government assistance	211,900
Homestead and rollback	393,750
Permissive tax	384,100
State grants	878,853
Total governmental activities	<u>2,674,803</u>
Business-type Activities	
Sanitary sewer charges	<u>603,200</u>
Total business-type activities	<u>603,200</u>
Total	<u><u>\$3,278,003</u></u>

CITY OF NORTH RIDGEVILLE, OHIO
NOTES TO THE BASIC FINANCIAL STATEMENTS
DECEMBER 31, 2016

NOTE 8 CAPITAL AND INTANGIBLE ASSETS

A summary of changes in capital assets during 2016 follows:

	Balance January 1	Additions	Disposals	Balance December 31
<u>Governmental activities</u>				
Capital assets, not being depreciated				
Land	\$1,919,677	\$0	\$0	\$1,919,677
Construction in progress	2,524,613	12,223,002	0	14,747,615
Total capital assets, not being depreciated	<u>4,444,290</u>	<u>12,223,002</u>	<u>0</u>	<u>16,667,292</u>
Capital assets, being depreciated				
Buildings and improvements	5,501,201	4,600	0	5,505,801
Equipment and vehicles	11,874,534	746,483	86,564	12,534,453
Infrastructure	108,546,221	2,887,684	0	111,433,905
Total capital assets, being depreciated	<u>125,921,956</u>	<u>3,638,767</u>	<u>86,564</u>	<u>129,474,159</u>
Less accumulated depreciation				
Buildings and improvements	2,527,265	125,858	0	2,653,123
Equipment and vehicles	8,640,902	884,148	77,411	9,447,639
Infrastructure	57,291,787	3,405,923	0	60,697,710
Total accumulated depreciation	<u>68,459,954</u>	<u>4,415,929</u>	<u>77,411</u>	<u>72,798,472</u>
Total capital assets, being depreciated, net	<u>57,462,002</u>	<u>(777,162)</u>	<u>9,153</u>	<u>56,675,687</u>
Total governmental capital assets, net	<u>\$61,906,292</u>	<u>\$11,445,840</u>	<u>\$9,153</u>	<u>\$73,342,979</u>
<u>Business-type activities</u>				
Capital assets, not being depreciated				
Land	\$773,040	\$0	\$0	\$773,040
Construction in progress	1,499,424	4,746,462	2,847,823	3,398,063
Total capital assets, not being depreciated	<u>2,272,464</u>	<u>4,746,462</u>	<u>2,847,823</u>	<u>4,171,103</u>
Capital assets, being depreciated				
Buildings and improvements	713,983	0	0	713,983
Equipment and vehicles	18,224,436	590,396	36,500	18,778,332
Infrastructure	97,251,473	4,728,508	65,126	101,914,855
Total capital assets, being depreciated	<u>116,189,892</u>	<u>5,318,904</u>	<u>101,626</u>	<u>121,407,170</u>
Less accumulated depreciation				
Buildings and improvements	297,148	16,725	0	313,873
Equipment and vehicles	8,634,438	943,507	15,845	9,562,100
Infrastructure	33,983,612	1,988,510	48,998	35,923,124
Total accumulated depreciation	<u>42,915,198</u>	<u>2,948,742</u>	<u>64,843</u>	<u>45,799,097</u>
Total capital assets, being depreciated, net	<u>73,274,694</u>	<u>2,370,162</u>	<u>36,783</u>	<u>75,608,073</u>
Total business-type capital assets, net	<u>\$75,547,158</u>	<u>\$7,116,624</u>	<u>\$2,884,606</u>	<u>\$79,779,176</u>

CITY OF NORTH RIDGEVILLE, OHIO
NOTES TO THE BASIC FINANCIAL STATEMENTS
DECEMBER 31, 2016

NOTE 8 CAPITAL AND INTANGIBLE ASSETS (continued)

Depreciation expense was charged to governmental functions as follows:

Security of persons and property	\$518,520
Public health and welfare	29,523
Leisure time activities	75,756
Transportation	3,686,970
General government	105,160
	\$4,415,929

A summary of changes in intangible assets during 2015 follows:

<u>Business-type activities</u>	Balance January 1	Additions	Disposals	Balance December 31
Intangible assets				
Waterway rights	\$2,363,474	\$0	\$0	\$2,363,474
Less accumulated amortization	1,181,612	68,352	0	1,249,964
Total intangible assets, net	\$1,181,862	(\$68,352)	\$0	\$1,113,510

The City entered into agreements in 1993 and 2008 for the right to purchase specified amounts of drinking water. The cost of these water rights is amortized ratably on a straight line basis over 30 -50 years.

NOTE 9 NOTES PAYABLE

Notes payable during the year consisted of the following general obligation bond anticipation notes:

	Balance January 1	Additions	Repayments	Balance December 31
Short-term notes payable				
Governmental activities				
Vehicle and equipment				
2015, 1.00%	\$193,000	\$0	\$193,000	\$0
Street construction				
2016, 1.20%	0	614,000	0	614,000
Business-type activities				
Water				
2015, 1.00% various purpose	1,365,000	0	1,365,000	0
Sewer				
2015, 1.00% various purpose	8,010,000	0	8,010,000	0
	\$9,568,000	\$614,000	\$9,568,000	\$614,000
Long-term notes payable				
Governmental activities				
Capital Improvements				
2015, 1.00% various purpose	\$922,000	\$0	\$922,000	\$0
2016, 1.25%, street improvements	0	2,900,000	0	2,900,000
2016, 1.5% fire station construction	0	3,000,000	1,500,000	1,500,000
	\$922,000	\$5,900,000	\$2,422,000	\$4,400,000

CITY OF NORTH RIDGEVILLE, OHIO
NOTES TO THE BASIC FINANCIAL STATEMENTS
DECEMBER 31, 2016

NOTE 10 LONG-TERM DEBT

The original issue date, date of maturity, interest rate, and original issue amount of the City's bonds, loans and notes follow:

<u>Debt Issue</u>	<u>Issue Date</u>	<u>Maturity Date</u>	<u>Interest Rate</u>	<u>Issue Amount</u>
<u>Governmental activities</u>				
General obligation bonds				
Various purpose	2006	2026	4.00 - 5.00%	\$2,516,000
Equipment acquisition	2008	2018	3.00 - 5.30%	\$450,000
Various purpose	2008	2023	3.00 - 5.30%	\$1,940,000
Various purpose	2008	2028	3.00 - 5.30%	\$1,380,000
Various purpose	2014	2024	1.25 - 3.25%	\$450,000
Recreational trail	2014	2019	1.25 - 3.25%	\$100,000
Various purpose	2014	2034	1.25 - 4.00%	\$758,208
Various purpose	2016	2038	1.06 - 5.00%	\$2,565,000
Fire station construction	2016	2035	2.00 - 5.00%	\$6,700,000
Special assessment bonds				
Various purpose	2014	2034	1.25 - 4.00%	\$955,792
Bond anticipation notes	2016	2017	1.25 - 1.50%	\$4,400,000
OPWC loan	1999	2019	0	\$143,604
OPWC loan	2000	2020	0	\$160,029
OPWC loan	2000	2020	0	\$176,121
OPWC loan	2001	2021	0	\$69,587
OPWC loan	2002	2024	0	\$123,377
OPWC loan	2003	2023	0	\$112,684
OPWC loan	2007	2027	0	\$115,200
OPWC loan	2007	2027	0	\$172,943
OPWC loan	2008	2028	0	\$50,000
OPWC loan	2011	2031	0	\$83,498
OPWC loan	2011	2031	0	\$210,798
OPWC loan	2013	2033	0	\$396,211
OPWC loan	2014	2035	0	\$36,766
Loan payable - County engineer	2009	2019	0	\$600,000
<u>Business-type activities</u>				
General obligation bonds				
Sanitary sewer	2001	2021	3.85 - 4.90%	\$6,180,000
Various purpose	2006	2026	4.00 - 5.00%	\$8,800,682
Water system	2008	2018	3.00 - 5.30%	\$3,500,000
Water system	2008	2028	3.00 - 5.30%	\$1,225,000
Water system	2014	2034	1.25 - 4.00%	\$108,000
Sewerlines	2008	2028	3.00 - 5.30%	\$3,370,000
Sewerlines	2014	2034	1.25 - 4.00%	\$58,000
Refunding - sewer	2014	2021	1.25 - 3.25%	\$3,080,000
Various purpose	2016	2036	1.06 - 5.00%	\$17,005,000
Special assessment bonds	2006	2026	4.00 - 5.00%	\$2,498,318
Special assessment bonds	2016	2026	1.06 - 5.00%	\$1,434,000
Bond anticipation note	2015	2016	0	\$9,375,000
OPWC loan	2000	2020	0	\$169,017
OWDA loan	2002	2022	0	\$2,831,547
Water rights ETL-2 loan	2008	2030	0	\$782,265

CITY OF NORTH RIDGEVILLE, OHIO
NOTES TO THE BASIC FINANCIAL STATEMENTS
DECEMBER 31, 2016

NOTE 10 LONG-TERM DEBT (continued)

Changes in the City's long-term obligations during 2016 were as follows:

	Restated Balance 1/1/2016	Issued	Retired	Balance 12/31/2016	Due Within One Year
<u>Governmental Activities</u>					
<u>Various purpose (2006)</u>					
State route 83 railroad bridge	\$30,000	\$0	\$30,000	\$0	\$0
Center Ridge Road resurface	40,000	0	40,000	0	0
Fire truck	95,000	0	95,000	0	0
<u>Various purpose (2008)</u>					
Lorain II, varous intersections	750,000	0	580,000	170,000	85,000
Dyke Street improvement	700,000	0	615,000	85,000	40,000
Walgreens-Lear Nagle realignment	440,000	0	340,000	100,000	50,000
Service department equipment	155,000	0	50,000	105,000	50,000
AT&T building acquisition	230,000	0	200,000	30,000	15,000
Behm Road storm water project	105,000	0	95,000	10,000	5,000
<u>Various purpose - 2014</u>					
Victory Lane (city portion)	729,977	0	30,248	699,729	30,248
Shady Drive Park land acquisition	275,000	0	30,000	245,000	30,000
Highland dentition phase 1	135,000	0	15,000	120,000	15,000
Parks and recreation trail	80,000	0	20,000	60,000	20,000
<u>Various purpose - 2016</u>					
Telecommunications equipment (cell tower)	0	70,000	0	70,000	10,000
Fire equipment (fire truck - pumper)	0	250,000	0	250,000	20,000
Jaycox Road improvement	0	310,000	0	310,000	10,000
Storm water management study/fee project	0	295,000	0	295,000	10,000
Dyke Street improvements	0	600,000	15,000	585,000	5,000
Lorain II, varous intersections	0	530,000	15,000	515,000	5,000
Walgreens-Lear Nagle realignment	0	315,000	10,000	305,000	5,000
AT&T building acquisition	0	195,000	5,000	190,000	5,000
Central fire station	0	6,700,000	355,000	6,345,000	240,000
Bond premiums, 2014 issue	55,686	0	3,094	52,592	0
Bond premiums, 2016 issue	0	897,464	47,252	850,212	0
Total general obligation bonds	<u>\$3,820,663</u>	<u>\$10,162,464</u>	<u>\$2,590,594</u>	<u>\$11,392,533</u>	<u>\$650,248</u>
<u>Special assessment bonds (with governmental commitment)</u>					
<u>Various purpose - 2014</u>					
Victory Lane	<u>\$920,204</u>	<u>\$0</u>	<u>\$38,130</u>	<u>\$882,074</u>	<u>\$38,130</u>

CITY OF NORTH RIDGEVILLE, OHIO
NOTES TO THE BASIC FINANCIAL STATEMENTS
DECEMBER 31, 2016

NOTE 10 LONG-TERM DEBT (continued)

	Restated Balance 1/1/2016	Issued	Retired	Balance 12/31/2016	Due Within One Year
Other long-term obligations					
OPWC loans					
West Point detention basin	\$21,542	\$0	\$7,180	\$14,362	\$7,180
Root Road reconstruction	35,225	0	8,806	26,419	8,806
Sugar Ridge Road construction	32,007	0	8,002	24,005	8,001
Case Road reconstruction	19,135	0	3,479	15,656	3,479
Sugar Ridge reconstruction phase II	39,442	0	5,634	33,808	5,634
South Barton Road reconstruction	55,518	0	6,169	49,349	6,169
Mills Industry Parkway	99,443	0	8,647	90,796	8,647
Taylor Parkway reconstruction	69,120	0	5,760	63,360	5,760
Lorain Road reconstruction	31,250	0	2,500	28,750	2,500
Lorain Road reconstruction phase 1a	64,710	0	4,175	60,535	4,175
Lorain Road reconstruction phase 1b	168,638	0	10,540	158,098	10,540
Chestnut Ridge reconstruction phase 1a	356,589	0	19,811	336,778	19,811
Chestnut Ridge reconstruction phase III	34,928	0	1,811	33,117	1,838
Total OPWC loans	<u>\$1,027,547</u>	<u>\$0</u>	<u>\$92,514</u>	<u>\$935,033</u>	<u>\$92,540</u>
Net pension liability					
OPERS	4,391,808	1,673,675	0	6,065,483	0
OP&F	14,854,124	3,169,602	0	18,023,726	0
Total net pension liability	<u>\$19,245,932</u>	<u>\$4,843,277</u>	<u>\$0</u>	<u>\$24,089,209</u>	<u>\$0</u>
Bond anticipation notes payable	\$922,000	\$5,900,000	\$2,422,000	\$4,400,000	\$4,400,000
County engineer loan	300,000	0	60,000	240,000	60,000
Capital leases payable	82,488	0	28,016	54,472	29,200
Compensated absences payable	3,937,468	292,235	55,124	4,174,579	107,162
Total other long-term obligations	<u>25,515,435</u>	<u>11,035,512</u>	<u>2,657,654</u>	<u>33,893,293</u>	<u>4,688,902</u>
Total governmental activities	<u>\$30,256,302</u>	<u>\$21,197,976</u>	<u>\$5,286,378</u>	<u>\$46,167,900</u>	<u>\$5,377,280</u>

CITY OF NORTH RIDGEVILLE, OHIO
NOTES TO THE BASIC FINANCIAL STATEMENTS
DECEMBER 31, 2016

NOTE 10 LONG-TERM DEBT (continued)

	Balance 1/1/2016	Issued	Retired	Balance 12/31/2016	Due Within One Year
<u>Business Type Activities</u>					
<u>General Obligation Bonds</u>					
Various purpose (2006)					
Sanitary sewer improvements-Westerlies	\$1,090,000	\$0	\$1,090,000	\$0	\$0
Sanitary sewer improvement-Center Ridge	4,650,000	0	4,650,000	0	0
Various purpose (2008)					
Water meter replacement / Dyke & Case	1,205,000	0	385,000	820,000	400,000
Dyke/Case and other	2,530,000	0	2,225,000	305,000	150,000
Water improvement-Dorchester	920,000	0	810,000	110,000	55,000
Various purpose - 2014					
French Creek WWTP	2,345,000	0	370,000	1,975,000	380,000
Victory Lane water improvements	103,979	0	4,309	99,670	4,309
Victory Lane sewer improvements	55,840	0	2,314	53,526	2,314
Various purpose - 2016					
Center Ridge sewer subbasin	0	2,110,000	0	2,110,000	80,000
Sanitary sewer improvement - Westerlies	0	956,000	16,000	940,000	84,000
Wastewater treatment plants I & II	0	4,000,000	0	4,000,000	150,000
Olive/Lewis/Brach/Cross waterline	0	1,365,000	0	1,365,000	50,000
Sanitary sewer improvements-Center Ridge	0	4,080,000	70,000	4,010,000	365,000
Dyke/Case & other improvements	0	2,170,000	50,000	2,120,000	20,000
Water improvements-Dorchester	0	795,000	20,000	775,000	5,000
Behm Road storm water project	0	95,000	5,000	90,000	5,000
Bond premiums, 2014 - water	2,340	0	130	2,210	0
Bond premiums, 2014 - sewer	106,083	0	5,893	100,190	0
Bond premiums, 2016 - water	0	166,400	5,355	161,045	0
Bond premiums, 2016 - sewer	0	1,186,210	66,094	1,120,116	0
Total bonded debt	<u>\$13,008,242</u>	<u>\$16,923,610</u>	<u>\$9,775,095</u>	<u>\$20,156,757</u>	<u>\$1,750,623</u>
Special assessment bonds (with governmental commitment)					
Sanitary sewer improvements:					
Westerlies (property owners portion)	\$1,630,000	\$0	\$1,630,000	\$0	\$0
Westerlies (property owners portion)	0	1,434,000	24,000	1,410,000	126,000

CITY OF NORTH RIDGEVILLE, OHIO
NOTES TO THE BASIC FINANCIAL STATEMENTS
DECEMBER 31, 2016

NOTE 10 LONG-TERM DEBT (continued)

	Balance 1/1/2016	Issued	Retired	Balance 12/31/2016	Due Within One Year
Other Long-Term Obligations					
Net pension liability - OPERS					
Water	\$728,686	\$267,139	\$0	\$995,825	\$0
Sewer	1,444,241	547,410	0	1,991,651	0
Total net pension liability	<u>\$2,172,927</u>	<u>\$814,549</u>	<u>\$0</u>	<u>\$2,987,476</u>	<u>\$0</u>
OPWC Loan	\$38,027	\$0	\$8,451	\$29,576	\$8,451
OWDA Loan	1,140,975	0	171,227	969,748	178,389
Notes payable	9,375,000	0	9,375,000	0	0
Water rights ETL-2 loan	625,986	0	30,046	595,940	31,205
Capital leases	18,164	0	6,170	11,994	6,430
Compensated absences	711,505	10,014	53,014	668,505	11,521
Total other long-term obligations	<u>\$14,082,584</u>	<u>\$824,563</u>	<u>\$9,643,908</u>	<u>\$5,263,239</u>	<u>\$235,996</u>

General obligation bonds are direct obligations of the City for which its full faith and credit are pledged for payment. The governmental general obligation bonds are paid primarily from the Capital Projects and Street Levy funds. The water and sewer bonds are paid from respective Water and Sanitary Sewer enterprise fund revenues. The special assessment bonds are paid from proceeds of special assessments levied against benefited property owners and collected in the City's Special Assessment Debt Service Fund. In the event that a property owner would fail to pay the assessment, payment would be made by the City.

OPWC loan payments are paid from the respective special revenue, capital project and sanitary sewer enterprise funds. OWDA loan payments are paid from the water enterprise fund.

Notes payable balance outstanding at December 31, 2016 of \$ 4,400,000 under governmental activities are classified as long-term. Although the notes are due within one year or less, the aforementioned notes are intended to be refinanced. See also Note 21 in these Notes to the Basic Financial Statements.

The loan payable of \$ 240,000 will be repaid from the Capital Projects Fund or Street Levy Fund. Water rights ETL-2 loan payments are paid from the Water Fund. Compensated absences will be paid from the funds from which employees' wages are paid, primarily the General Fund, Street (SCMR) Fund, Water Fund and Sewer Fund.

The City's overall debt limitation at December 31, 2016 was \$79,308,000 against which \$4,600,000 of debt has been issued, leaving additional debt capacity within the debt limitation, in the amount of \$ 79,308,000.

During 2016, the City advance refunded general obligation bonds and special assessment bonds. The City issued \$ 11,170,000 of general obligation refunding bonds to provide resources to purchase U.S. government securities that were placed in an irrevocable trust for the purpose of generating resources for all future debt service payments of the refunded debt. As a result, the refunded bonds are considered to be defeased and the liability has been removed from the City's government-wide and proprietary funds financial statements. This advance refunding was undertaken to reduce the total debt service payments by \$ 2,015,361 and to obtain an economic gain (difference between the present value of the debt service payments of the refunded and refunding bonds) of \$ 1,548,678. As of December 31, 2016, the total amount of defeased debt amounted to \$ 11,320,000, which consisted of \$ 1,645,000 for governmental activities and \$ 9,675,000 in business-type activities.

CITY OF NORTH RIDGEVILLE, OHIO
NOTES TO THE BASIC FINANCIAL STATEMENTS
DECEMBER 31, 2016

NOTE 10 LONG-TERM DEBT (continued)

Principal and interest requirements to retire long-term obligations outstanding at December 31, 2016, excluding capital lease payable and compensated absences, are as follows:

Year	Governmental Activities			
	General Obligation Bonds		Special Assessment Bonds	
	Principal	Interest	Principal	Interest
2017	\$650,248	\$498,916	\$38,130	\$29,684
2018	675,248	477,275	38,130	29,208
2019	625,248	327,609	38,130	28,636
2020	617,264	314,045	40,672	27,396
2021	637,264	299,727	40,672	26,176
2022 - 2026	2,809,469	1,169,541	226,238	112,261
2027 - 2031	2,388,750	664,910	269,452	70,896
2032 - 2036	2,086,238	208,660	190,650	1,545
	<u>\$10,489,729</u>	<u>\$3,960,683</u>	<u>\$882,074</u>	<u>\$325,802</u>

Year	Governmental Activities				Total Principal	Total Interest
	OPWC loans Principal	County Engineer Principal	Notes Payable			
			Principal	Interest		
2017	\$92,540	\$60,000	\$4,400,000	\$9,220	\$5,240,918	\$537,820
2018	92,489	60,000	0	0	865,867	506,483
2019	85,309	60,000	0	0	808,687	356,245
2020	68,500	60,000	0	0	786,436	341,441
2021	66,761	0	0	0	744,697	325,903
2022 - 2026	290,222	0	0	0	3,325,929	1,281,802
2027 - 2031	193,289	0	0	0	2,851,491	735,806
2032 - 2036	45,923	0	0	0	2,322,811	210,205
	<u>\$935,033</u>	<u>\$240,000</u>	<u>\$4,400,000</u>	<u>\$9,220</u>	<u>\$16,946,836</u>	<u>\$4,295,705</u>

CITY OF NORTH RIDGEVILLE, OHIO
NOTES TO THE BASIC FINANCIAL STATEMENTS
DECEMBER 31, 2016

NOTE 10 LONG-TERM DEBT (continued)

Year	Business-Type Activities				
	General Obligation Bonds		Special Assessment Bonds		OPWC Loans
	Principal	Interest	Principal	Interest	Principal
2017	\$1,750,623	\$683,625	\$126,000	\$38,916	\$8,451
2018	1,802,622	483,967	129,000	36,396	8,451
2019	1,421,622	462,473	135,000	33,816	8,451
2020	1,442,064	438,717	135,000	32,385	4,223
2021	1,472,064	410,981	135,000	30,360	0
2022 - 2026	5,824,293	1,475,187	750,000	84,180	0
2027 - 2031	2,666,798	657,144	0	0	0
2032 - 2036	2,393,110	233,034	0	0	0
	<u>\$18,773,196</u>	<u>\$4,845,128</u>	<u>\$1,410,000</u>	<u>\$256,053</u>	<u>\$29,576</u>

Year	Business-Type Activities					
	OWDA Loan		Water Rights ETL-2 Loan		Total	Total
	Principal	Interest	Principal	Interest	Principal	Interest
2017	\$178,389	\$38,320	\$31,205	\$22,054	\$2,094,668	\$782,915
2018	185,851	30,858	32,409	20,850	2,158,333	572,071
2019	193,624	23,085	33,659	19,600	1,792,356	538,974
2020	201,723	14,986	34,958	18,301	1,817,968	504,389
2021	210,161	6,547	36,306	16,953	1,853,531	464,841
2022 - 2026	0	0	203,652	62,643	6,777,945	1,622,010
2027 - 2031	0	0	223,751	20,353	2,890,549	677,497
2032 - 2036	0	0	0	0	2,393,110	233,034
	<u>\$969,748</u>	<u>\$113,796</u>	<u>\$595,940</u>	<u>\$180,754</u>	<u>\$21,778,460</u>	<u>\$5,395,731</u>

NOTE 11 CAPITAL LEASE

The City is obligated under a certain lease accounted for as a capital lease. The leased assets are included in capital assets and the related obligation is included under long-term debt. At December 31, 2016, assets under capital lease totaled \$ 139,361 in governmental activities, with related accumulated depreciation of \$ 97,552 and \$ 30,688 in business-type activities, with related accumulated depreciation of \$ 21,483. The lease is in effect until 2018. The following is the schedule of future minimum lease payments under the capital lease together with the net present value of the minimum lease payments as of December 31, 2016.

	Year	Governmental Activities	Business-Type Activities	Total
	2017	\$30,905	\$6,805	\$37,710
	2018	25,754	5,671	31,425
Total minimum lease payments		56,659	12,476	69,135
Less amount representing interest		(2,187)	(482)	(2,669)
Net present value of minimum lease payments		<u>\$54,472</u>	<u>\$11,994</u>	<u>\$66,466</u>

CITY OF NORTH RIDGEVILLE, OHIO
NOTES TO THE BASIC FINANCIAL STATEMENTS
DECEMBER 31, 2016

NOTE 12 DEFINED BENEFIT PENSION PLANS

A. NET PENSIONS LIABILITY

The net pension liability reported on the statement of net position represents a liability to employees for pensions. Pensions are a component of exchange transactions—between an employer and its employees—of salaries and benefits for employee services. Pensions are provided to an employee—on a deferred-payment basis—as part of the total compensation package offered by an employer for employee services each financial period. The obligation to sacrifice resources for pensions is a present obligation because it was created as a result of employment exchanges that already have occurred.

The net pension liability represents the City's proportionate share of each pension plan's collective actuarial present value of projected benefit payments attributable to past periods of service, net of each pension plan's fiduciary net position. The net pension liability calculation is dependent on critical long-term variables, including estimated average life expectancies, earnings on investments, cost of living adjustments and others. While these estimates use the best information available, unknowable future events require adjusting this estimate annually.

Ohio Revised Code limits the City's obligation for this liability to annually required payments. The City cannot control benefit terms or the manner in which pensions are financed; however, the City does receive the benefit of employees' services in exchange for compensation including pension.

GASB 68 assumes the liability is solely the obligation of the employer, because (1) they benefit from employee services; and (2) State statute requires all funding to come from these employers. All contributions to date have come solely from these employers (which also includes costs paid in the form of withholdings from employees). State statute requires the pension plans to amortize unfunded liabilities within 30 years. If the amortization period exceeds 30 years, each pension plan's board must propose corrective action to the State legislature. Any resulting legislative change to benefits or funding could significantly affect the net pension liability. Resulting adjustments to the net pension liability would be effective when the changes are legally enforceable.

The proportionate share of each plan's unfunded benefits is presented as a long-term net pension liability on the accrual basis of accounting. Any liability for the contractually-required pension contribution outstanding at the end of the year is included in due to other governments on both the accrual and modified accrual bases of accounting.

B. PLAN DESCRIPTION – OHIO PUBLIC EMPLOYEES RETIREMENT SYSTEM (OPERS)

Plan Description - City employees, other than full-time police and firefighters, participate in the Ohio Public Employees Retirement System (OPERS). OPERS administers three separate pension plans. The traditional pension plan is a cost-sharing, multiple-employer defined benefit pension plan. The member-directed plan is a defined contribution plan and the combined plan is a cost-sharing, multiple-employer defined benefit pension plan with defined contribution features. While members (e.g. City employees) may elect the member-directed plan and the combined plan, substantially all employee members are in OPERS' traditional plan; therefore, the following disclosure focuses on the traditional pension plan.

OPERS provides retirement, disability, survivor and death benefits, and annual cost of living adjustments to members of the traditional plan. Authority to establish and amend benefits is provided by Chapter 145 of the Ohio Revised Code. OPERS issues a stand-alone financial report that includes financial statements, required supplementary information and detailed information about OPERS' fiduciary net position that may be obtained by visiting <https://www.opers.org/financial/reports.shtml>, by writing to the Ohio Public Employees Retirement System, 277 East Town Street, Columbus, Ohio 43215-4642, or by calling 800-222-7377.

CITY OF NORTH RIDGEVILLE, OHIO
 NOTES TO THE BASIC FINANCIAL STATEMENTS
 DECEMBER 31, 2016

NOTE 12 DEFINED BENEFIT PENSION PLANS (continued)

B. PLAN DESCRIPTION – OHIO PUBLIC EMPLOYEES RETIREMENT SYSTEM (OPERS) (continued)

Senate Bill (SB) 343 was enacted into law with an effective date of January 7, 2013. In the legislation, members were categorized into three groups with varying provisions of the law applicable to each group. The following table provides age and service requirements for retirement and the retirement formula applied to final average salary (FAS) for the three member groups under the traditional plan as per the reduced benefits adopted by SB 343 (see OPERS CAFR referenced above for additional information):

Group A Eligible to retire prior to January 7, 2013 or five years after January 7, 2013	Group B 20 years of service credit prior to January 7, 2013 or eligible to retire ten years after January 7, 2013	Group C Members not in other Groups and members hired on or after January 7, 2013
State and Local	State and Local	State and Local
Age and service requirements: Age 60 with 60 months of service credit or Age 55 with 25 years of service credit	Age and service requirements: Age 60 with 60 months of service credit or Age 55 with 25 years of service credit	Age and service requirements: Age 57 with 25 years of service credit or Age 62 with 5 years of service credit
Formula: 2.2% of FAS multiplied by years of service for the first 30 years and 2.5% for service years in excess of 30	Formula: 2.2% of FAS multiplied by years of service for the first 30 years and 2.5% for service years in excess of 30	Formula: 2.2% of FAS multiplied by years of service for the first 35 years and 2.5% for service years in excess of 35

Final average Salary (FAS) represents the average of the three highest years of earnings over a member's career for Groups A and B. Group C is based on the average of the five highest years of earnings over a member's career.

Members who retire before meeting the age and years of service credit requirement for unreduced benefits receive a percentage reduction in the benefit amount.

When a benefit recipient has received benefits for 12 months, an annual cost of living adjustment (COLA) is provided. This COLA is calculated on the base retirement benefit at the date of retirement and is not compounded. For those retiring prior to January 7, 2013, the COLA will continue to be a 3 percent simple annual COLA. For those retiring subsequent to January 7, 2013, beginning in calendar year 2019, the COLA will be based on the average percentage increase in the Consumer Price Index, capped at 3 percent.

CITY OF NORTH RIDGEVILLE, OHIO
 NOTES TO THE BASIC FINANCIAL STATEMENTS
 DECEMBER 31, 2016

NOTE 12 DEFINED BENEFIT PENSION PLANS (continued)

B. PLAN DESCRIPTION – OHIO PUBLIC EMPLOYEES RETIREMENT SYSTEM (OPERS) (continued)

Funding Policy - The Ohio Revised Code (ORC) provides statutory authority for member and employer contributions as follows:

	State and Local
2016 Statutory maximum contribution rates	
Employer	14.00%
Employee	10.00%
2016 Actual contribution rates	
Employer	
Pension	12.00%
Post-employment health care benefits	2.00%
Total employer	14.00%
Employee	10.00%

Employer contribution rates are actuarially determined and are expressed as a percentage of covered payroll. The City's contractually required contribution was \$ 842,323 for 2016. Of this amount, \$ 119,727 is reported as due to other governments.

C. PLAN DESCRIPTION – OHIO POLICE & FIRE PENSION FUND (OP&F)

Plan Description - City full-time police and firefighters participate in Ohio Police and Fire Pension Fund (OP&F), a cost-sharing, multiple-employer defined benefit pension plan administered by OP&F. OP&F provides retirement and disability pension benefits, annual cost-of-living adjustments, and death benefits to plan members and beneficiaries. Benefit provisions are established by the Ohio State Legislature and are codified in Chapter 742 of the Ohio Revised Code. OP&F issues a publicly available financial report that includes financial information and required supplementary information and detailed information about OP&F fiduciary net position. The report that may be obtained by visiting the OP&F website at www.op-f.org or by writing to the Ohio Police and Fire Pension Fund, 140 East Town Street, Columbus, Ohio 43215-5164.

Upon attaining a qualifying age with sufficient years of service, a member of OP&F may retire and receive a lifetime monthly pension. OP&F offers four types of service retirement: normal, service commuted, age/service commuted and actuarially reduced. Each type has different eligibility guidelines and is calculated using the member's average annual salary. The following discussion of the pension formula relates to normal service retirement.

For members hired after July 1, 2013, the minimum retirement age is 52 for normal service retirement with at least 25 years of service credit. For members hired on or before after July 1, 2013, the minimum retirement age is 48 for normal service retirement with at least 25 years of service credit.

The annual pension benefit for normal service retirement is equal to a percentage of the allowable average annual salary. The percentage equals 2.5 percent for each of the first 20 years of service credit, 2.0 percent for each of the next five years of service credit and 1.5 percent for each year of service credit in excess of 25 years. The maximum pension of 72 percent of the allowable average annual salary is paid after 33 years of service credit.

CITY OF NORTH RIDGEVILLE, OHIO
NOTES TO THE BASIC FINANCIAL STATEMENTS
DECEMBER 31, 2016

NOTE 12 DEFINED BENEFIT PENSION PLANS (continued)

C. PLAN DESCRIPTION – OHIO POLICE & FIRE PENSION FUND (OP&F) (continued)

Under normal service retirement, retired members who are at least 55 years old and have been receiving OP&F benefits for at least one year may be eligible for a cost-of-living allowance adjustment. The age 55 provision for receiving a COLA does not apply to those who are receiving a permanent and total disability benefit and statutory survivors.

Members retiring under normal service retirement, with less than 15 years of service credit on July 1, 2013, will receive a COLA equal to either three percent or the percent increase, if any, in the consumer price index (CPI) over the 12-month period ending on September 30 of the immediately preceding year, whichever is less. The COLA amount for members with at least 15 years of service credit as of July 1, 2013 is equal to three percent of their base pension or disability benefit.

Funding Policy - The Ohio Revised Code (ORC) provides statutory authority for member and employer contributions as follows:

	Police	Firefighters
2016 Statutory maximum contribution rates		
Employer	19.50%	24.00%
Employee	12.25%	12.25%
2016 Actual contribution rates		
Employer		
Pension	19.00%	23.50%
Post-employment health care benefits	0.50%	0.50%
Total employer	19.50%	24.00%
Employee	12.25%	12.25%

Employer contribution rates are expressed as a percentage of covered payroll. The City's contractually required contribution to OP&F was \$ 1,223,887 for 2016. Of this amount \$ 113,994 is reported as due to other governments.

CITY OF NORTH RIDGEVILLE, OHIO
NOTES TO THE BASIC FINANCIAL STATEMENTS
DECEMBER 31, 2016

NOTE 12 DEFINED BENEFIT PENSION PLANS (continued)

D. PENSION LIABILITIES, PENSION EXPENSE, AND DEFERRED OUTFLOWS OF RESOURCES AND DEFERRED INFLOWS OF RESOURCES RELATED TO PENSIONS

The net pension liability for OPERS was measured as of December 31, 2015, and the total pension liability used to calculate the net pension liability was determined by an actuarial valuation as of that date. OP&F's total pension liability was measured as of December 31, 2015, and was determined by rolling forward the total pension liability as of January 1, 2015, to December 31, 2015. The City's proportion of the net pension liability was based on the City's share of contributions to the pension plan relative to the contributions of all participating entities. Following is information related to the proportionate share and pension expense:

	<u>OPERS</u>	<u>OP&F</u>	<u>Total</u>
Proportionate share of the net pension liability	\$9,052,959	\$18,023,726	\$27,076,685
Pension expense	\$1,239,850	\$2,097,419	\$3,337,269
Proportion of the net pension liability			
Prior measurement date	0.054653%	0.279838%	
Current measurement date	0.052501%	0.280173%	
	<u>-0.002152%</u>	<u>0.000335%</u>	

At December 31, 2016, the City reported deferred outflows of resources and deferred inflows of resources related to pensions from the following sources:

	<u>OPERS</u>	<u>OP&F</u>	<u>Total</u>
Deferred outflows of resources			
Net difference between projected and actual earnings on pension plan investments	\$2,701,352	\$2,933,011	\$5,634,363
Changes in proportionate share and difference between City's contributions and proportionate share of contributions	9,149	68,067	77,216
City contributions subsequent to the measurement date	842,323	1,223,887	2,066,210
Total deferred outflows of resources	<u>\$3,552,824</u>	<u>\$4,224,965</u>	<u>\$7,777,789</u>
Deferred inflows of resources			
Net difference between projected and actual experience	\$195,389	\$48,289	\$243,678
Changes in proportionate share and difference between City's contributions and proportionate share of contributions	191,988	53,989	245,977
Total deferred inflow of resources	<u>\$387,377</u>	<u>\$102,278</u>	<u>\$489,655</u>

CITY OF NORTH RIDGEVILLE, OHIO
NOTES TO THE BASIC FINANCIAL STATEMENTS
DECEMBER 31, 2016

NOTE 12 DEFINED BENEFIT PENSION PLANS (continued)

D. PENSION LIABILITIES, PENSION EXPENSE, AND DEFERRED OUTFLOWS OF RESOURCES AND DEFERRED INFLOWS OF RESOURCES RELATED TO PENSIONS (continued)

\$ 2,066,210 reported as deferred outflows of resources related to pension resulting from City contributions subsequent to the measurement date will be recognized as a reduction of the net pension liability in the year ending December 31, 2017. Other amounts reported as deferred outflows of resources and deferred inflows of resources related to pension will be recognized in pension expense as follows:

Year Ending December 31:	OPERS	OP&F	Total
2017	\$503,106	\$762,948	\$1,266,054
2018	547,601	762,948	1,310,549
2019	673,909	762,951	1,436,860
2020	606,862	606,736	1,213,598
2021	(2,119)	2,706	587
Thereafter	(6,235)	511	(5,724)
Total	<u>\$2,323,124</u>	<u>\$2,898,800</u>	<u>\$5,221,924</u>

E. ACTUARIAL ASSUMPTIONS – OPERS

Actuarial valuations of an ongoing plan involve estimates of the values of reported amounts and assumptions about the probability of occurrence of events far into the future. Examples include assumptions about future employment, mortality, and cost trends. Actuarially determined amounts are subject to continual review or modification as actual results are compared with past expectations and new estimates are made about the future.

Projections of benefits for financial reporting purposes are based on the substantive plan (the plan as understood by the employers and plan members) and include the types of benefits provided at the time of each valuation. The total pension liability in the December 31, 2015, actuarial valuation was determined using the following actuarial assumptions, applied to all periods included in the measurement:

Wage Inflation	3.75 percent
Future Salary Increases, including inflation	4.25 to 10.05 percent including wage inflation
COLA or Ad Hoc COLA	3 percent, simple
Investment Rate of Return	8 percent
Actuarial Cost	Individual Entry Age

Mortality rates were based on the RP-2000 Mortality Table projected 20 years using Projection Scale AA. For males, 105 percent of the combined healthy male mortality rates were used. For females, 100 percent of the combined healthy female mortality rates were used. The mortality rates used in evaluating disability allowances were based on the RP-2000 mortality table with no projections. For males 120 percent of the disabled female mortality rates were used set forward two years. For females, 100 percent of the disabled female mortality rates were used.

The most recent experience study was completed for the five year period ended December 31, 2010.

The long-term rate of return on defined benefit investment assets was determined using a building-block method in which best-estimate ranges of expected future real rates of return are developed for each major asset class. These ranges are combined to produce the long-term expected real rate of return by weighting the expected future real rates of return by the target asset allocation percentage, adjusted for inflation.

CITY OF NORTH RIDGEVILLE, OHIO
NOTES TO THE BASIC FINANCIAL STATEMENTS
DECEMBER 31, 2016

NOTE 12 - DEFINED BENEFIT PENSION PLANS (continued)

D. PENSION LIABILITIES, PENSION EXPENSE, AND DEFERRED OUTFLOWS OF RESOURCES AND DEFERRED INFLOWS OF RESOURCES RELATED TO PENSIONS (continued)

OPERS manages investments in four investment portfolios: the Defined Benefits portfolio, the Health Care portfolio, the 115 Health Care Trust portfolio and the Defined Contribution portfolio. The Defined Benefit portfolio includes the investment assets of the Traditional Pension Plan, the defined benefit component of the Combined Plan, the annuitized accounts of the Member-Directed Plan and the VEBA Trust. Within the Defined Benefit portfolio, contributions into the plans are all recorded at the same time, and benefit payments all occur on the first of the month. Accordingly, the money-weighted rate of return is considered to be the same for all plans within the portfolio. The money weighted rate of return, net of investments expense, for the Defined Benefit portfolio is 6.95 percent for 2015.

The allocation of investment assets with the Defined Benefit portfolio is approved by the Board of Trustees as outlined in the annual investment plan. Plan assets are managed on a total return basis with a long-term objective of achieving and maintaining a fully funded status for the benefits provided through the defined benefit pension plans. The table below displays the Board-approved asset allocation policy for 2015 and the long-term expected real rates of return:

Asset Class	Target Allocation	Weighted Average Long-term Expected Real Rate of Return (Arithmetic)
Fixed income	23.00%	2.31%
Domestic equities	20.70%	5.84%
Real estate	10.00%	4.25%
Private equity	10.00%	9.20%
International equities	18.30%	7.40%
Other investments	18.00%	4.59%
Total	100.00%	5.28%

Discount Rate - The discount rate used to measure the total pension liability was 8 percent. The projection of cash flows used to determine the discount rate assumed that contributions from plan members and those of the contributing employers are made at the statutorily required rates. Based on those assumptions, the pension plan's fiduciary net position was projected to be available to make all projected future benefits payments of current plan members. Therefore, the long-term expected rate of return on pension plan investments was applied to all periods of projected benefit payments to determine the total pension liability.

Sensitivity of the City's Proportionate Share of the Net Pension Liability to Changes in the Discount Rate - The following table presents the City's proportionate share of the net pension liability calculated using the current period discount rate assumption of 8 percent, as well as what the City's proportionate share of the net pension liability would be if it were calculated using a discount rate that is one-percentage-point lower (7 percent) or one-percentage-point higher (9 percent) than the current rate:

	1% Decrease (7.00%)	Current Discount Rate (8.00%)	1% Increase (9.00%)
City's proportionate share of the net pension liability	\$14,488,701	\$9,052,959	\$4,543,437

Changes between Measurement Date and Report Date

In October 2016, the OPERS Board adopted certain assumption changes which will impact their annual actuarial valuation prepared as of December 31, 2016. The most significant change is a reduction in the discount rate from 8.0 percent to 7.5 percent. Although the exact amount of these changes is not known, the impact to the City's net pension liability is expected to be significant.

CITY OF NORTH RIDGEVILLE, OHIO
NOTES TO THE BASIC FINANCIAL STATEMENTS
DECEMBER 31, 2016

NOTE 12 - DEFINED BENEFIT PENSION PLANS (continued)

F- ACTUARIAL ASSUMPTIONS – OP&F

OP&F's total pension liability as of December 31, 2015 is based on the results of an actuarial valuation date of January 1, 2015, and rolled-forward using generally accepted actuarial procedures. The total pension liability is determined by OP&F's actuaries in accordance with GASB Statement No. 67, as part of their annual valuation. Actuarial valuations of an ongoing plan involve estimates of reported amounts and assumptions about probability of occurrence of events far into the future. Examples include assumptions about future employment mortality, salary increases, disabilities, retirements and employment terminations. Actuarially determined amounts are subject to continual review and potential modifications, as actual results are compared with past expectations and new estimates are made about the future.

Key methods and assumptions used in calculating the total pension liability in the latest actuarial valuation, prepared as of January 1, 2015, are presented below:

Valuation Date	January 1, 2015
Actuarial Cost Method	Entry Age Normal
Investment Rate of Return	8.25 percent
Projected Salary Increases	4.25 percent to 11 percent
Payroll Increases	3.75 percent
Inflation Assumptions	3.25 percent
Cost of Living Adjustments	2.60 percent and 3.00 percent

Rates of death are based on the RP2000 Combined Table, age-adjusted as follows. For active members, set back six years. For disability retirements, set forward five years for police and three years for firefighters. For service retirements, set back zero years for police and two years for firefighters. For beneficiaries, set back zero years. The rates are applied on a fully generational basis, with a base year of 2009, using mortality improvement Scale AA.

The most recent experience study was completed January 1, 2012.

The long-term expected rate of return on pension plan investments was determined using a building-block approach and assumes a time horizon, as defined in the Statement of Investment Policy. A forecasted rate of inflation serves as the baseline for the return expectation. Various real return premiums over the baseline inflation rate have been established for each asset class. The long-term expected nominal rate of return has been determined by calculating a weighted averaged of the expected real return premiums for each asset class, adding the projected inflation rate and adding the expected return from rebalancing uncorrelated asset classes. Best estimates of the long-term expected geometric real rates of return for each major asset class included in OP&F's target asset allocation as of December 31, 2015 are summarized below:

<u>Asset Class</u>	<u>Target Allocation</u>	<u>Long-term Expected Real Rate of Return</u>
Cash and cash equivalents	0.00%	-0.25%
Domestic equity	16.00%	4.47%
Non-US equity	16.00%	4.47%
Core fixed income *	20.00%	1.62%
Global inflation protected *	20.00%	1.33%
High yield	15.00%	3.39%
Real estate	12.00%	3.93%
Private markets	8.00%	6.98%
Timber	5.00%	4.92%
Master limited partnerships	8.00%	7.03%
Total	<u>120.00%</u>	

* levered 2x

CITY OF NORTH RIDGEVILLE, OHIO
NOTES TO THE BASIC FINANCIAL STATEMENTS
DECEMBER 31, 2016

NOTE 12 - DEFINED BENEFIT PENSION PLANS (continued)

F- ACTUARIAL ASSUMPTIONS – OP&F (continued)

OP&F’s Board of Trustees has incorporated the “risk parity” concept into OP&F’s asset liability valuation with the goal of reducing equity risk exposure, which reduces overall Total Portfolio risk without sacrificing return, and creating a more risk-balanced portfolio based on their relationship between asset classes and economic environments. From the notional portfolio perspective above, the Total Portfolio may be levered up to 1.2 times due to the application of leverage in certain fixed income asset classes.

Discount Rate - The total pension liability was calculated using the discount rate of 8.25 percent. The projection of cash flows used to determine the discount rate assumed the contributions from employers and from the members would be computed based on contribution requirements as stipulated by State statute. Projected inflows from investment earning were calculated using the longer-term assumed investment rate of return 8.25 percent. Based on those assumptions, the plan’s fiduciary net position was projected to be available to make all future benefit payments of current plan members. Therefore, a long-term expected rate of return on pension plan investments was applied to all periods of projected benefits to determine the total pension liability.

Sensitivity of the City's Proportionate Share of the Net Pension Liability to Changes in the Discount Rate - Net pension liability is sensitive to changes in the discount rate, and to illustrate the potential impact the following table presents the net pension liability calculated using the discount rate of 8.25 percent, as well as what the net pension liability would be if it were calculated using a discount rate that is one percentage point lower (7.25 percent), or one percentage point higher (9.25 percent) than the current rate.

	1% Decrease (7.25%)	Current Discount Rate (8.25%)	1% Increase (9.25%)
City's proportionate share of the net pension liability	\$23,770,880	\$18,023,726	\$13,155,320

NOTE 13 – POSTEMPLOYMENT BENEFITS

A. OHIO PUBLIC EMPLOYEES RETIREMENT SYSTEM

Ohio Public Employees Retirement System (OPERS) administers three separate pension plans: The Traditional Pension Plan—a cost-sharing, multiple-employer defined benefit pension plan; the Member-Directed Plan—a defined contribution plan; and the Combined Plan—a cost-sharing, multiple-employer defined benefit pension plan that has elements of both a defined benefit and defined contribution plan.

In March 2016, OPERS received two favorable rulings from the Internal Revenue Service (IRS) allowing OPERS to consolidate all health care assets into the OPERS 115 Health Care Trust. Transition to the new health care trust structure was completed July 1, 2016. As of December 31, 2016, OPERS maintains a cost-sharing, multiple-employer defined benefit post-employment health care trust, which funds multiple health care plans including medical coverage, prescription drug coverage and deposits to a Health Reimbursement Arrangement to qualifying benefit recipients of both the Traditional Pension and the Combined plans. Members of the Member-Directed Plan do not qualify for ancillary benefits, including OPERS sponsored health care coverage. OPERS funds a Retiree Medical Account (RMA) for participants in the Member-Directed Plan. At retirement or refund, participants can be reimbursed for qualified medical expenses from their vested RMA balance.

CITY OF NORTH RIDGEVILLE, OHIO
NOTES TO THE BASIC FINANCIAL STATEMENTS
DECEMBER 31, 2016

NOTE 13 – POSTEMPLOYMENT BENEFITS (continued)

A. OHIO PUBLIC EMPLOYEES RETIREMENT SYSTEM (continued)

In order to qualify for health care coverage, age-and-service retirees under the Traditional Pension and Combined plans must have 20 or more years of qualifying Ohio service credit. Health care coverage for disability benefit recipients and qualified survivor benefit recipients is available. The health care coverage provided by OPERS meets the definition of an Other Post Employment Benefit (OPEB) as described in GASB Statement 45. Please see the Plan Statement in the OPERS 2015 CAFR for details.

The Ohio Revised Code permits, but does not require, OPERS to provide health care to its eligible benefit recipients. Authority to establish and amend health care coverage is provided to the Board in Chapter 145 of the Ohio Revised Code.

OPERS issues a stand-alone financial report. Interested parties may obtain a copy by visiting <https://www.opers.org/financial/reports.shtml#CAFR>, by writing to OPERS, 277 East Town Street, Columbus, OH 43215-4642, or by calling 614-222-5601 or 800-222-7377.

The Ohio Revised Code provides the statutory authority requiring public employers to fund health care through their contributions to OPERS. A portion of each employer's contribution to OPERS is set aside to fund OPERS health care plans.

Employer contribution rates are expressed as a percentage of the earnable salary of active members. In 2016, State and Local employers contributed at a rate of 14.0% of earnable salary and Public Safety and Law Enforcement employers contributed at 18.1%. These are the maximum employer contribution rates permitted by the Ohio Revised Code. Active member contributions do not fund health care.

Each year, the OPERS Board determines the portion of the employer contribution rate that will be set aside to fund health care plans. The portion of employer contributions allocated to health care for members in the Traditional Pension Plan and Combined Plan was 2.0% during calendar year 2016. As recommended by OPERS' actuary, the portion of employer contributions allocated to health care beginning January 1, 2017 decreased to 1.0% for both plans. The OPERS Board is also authorized to establish rules for the retiree or their surviving beneficiaries to pay a portion of the health care provided. Payment amounts vary depending on the number of covered dependents and the coverage selected. The employer contribution as a percentage of covered payroll deposited into the RMA for participants in the Member-Directed Plan for 2016 was 4.0%.

The City contributions to fund postemployment benefits for the years ended December 31, 2016, 2015, and 2014, were \$ 140,387, \$ 141,525, and \$ 141,469, respectively. For 2016, \$ 123,260 (87.8 percent) has been contributed. The balance was subsequently contributed in 2017. The full amount has been contributed for 2015 and 2014.

CITY OF NORTH RIDGEVILLE, OHIO
NOTES TO THE BASIC FINANCIAL STATEMENTS
DECEMBER 31, 2016

NOTE 13 – POSTEMPLOYMENT BENEFITS (continued)

B. OHIO POLICE AND FIRE PENSION FUND

The City contributes to the Ohio Police and Fire Pension Fund (OPF) sponsored health care program, a cost-sharing multiple-employer defined postemployment health care plan administered by OPF. OPF provides healthcare benefits including coverage for medical, prescription drugs, dental, vision, Medicare Part B Premium and long term care to retirees, qualifying benefit recipients and their eligible dependents.

OPF provides access to post-retirement health care coverage for any person who receives or is eligible to receive a monthly service, disability, or statutory survivor benefit or is a spouse or eligible dependent child of such person. The health care coverage provided by OPF meets the definition of an Other Post Employment Benefit (OPEB) as described in GASB Statement 45.

The Ohio Revised Code allows, but does not mandate OPF to provide OPEB benefits. Authority for the OPF Board of Trustees to provide health care coverage to eligible participants and to establish and amend benefits are codified in Chapter 742 of the Ohio Revised Code.

OPF issues a publicly available financial report that includes financial information and required supplementary information for the Plan. That report may be obtained by writing to OPF, 140 East Town Street, Columbus, Ohio 43215-5164. That report is also available on OPF's website at www.op-f.org.

The Ohio Revised Code provides for contribution requirements of the participating employers and of plan members to the OPF (defined benefit pension plan). Participating employers are required to contribute to the pension plan at rates expressed as percentages of the payroll of active pension plan members, currently, 19.5% and 24% of covered payroll for police and fire employers, respectively. The Ohio Revised Code states that the employer contribution may not exceed 19.5% of covered payroll for police employer units and 24% of covered payroll for fire employer units. Active members do not make contributions to the OPEB Plan.

OPF maintains funds for health care in two separate accounts. One for health care benefits under an IRS Code Section 115 trust and one for Medicare Part B reimbursements administrated as an Internal Revenue Code 401(h) account, both of which are within the defined benefit pension plan, under the authority granted by the Ohio Revised Code to the OPF Board of Trustees.

The Board of Trustees is authorized to allocate a portion of the total employer contributions made into the pension plan to the Section 115 trust and the Section 401(h) account as the employer contribution for retiree health care benefits. The portion of employer contributions allocated to health care was .5% of covered payroll from January 1, 2016 thru December 31, 2016. The amount of employer contributions allocated to the health care plan each year is subject to the Trustees' primary responsibility to ensure that pension benefits are adequately funded and is limited by the provisions of Sections 115 and 401(h).

The OPF Board of Trustees also is authorized to establish requirements for contributions to the health care plan by retirees and their eligible dependents, or their surviving beneficiaries. Payment amounts vary depending on the number of covered dependents and the coverage selected.

The City's contributions to fund postemployment health care benefits for police and firefighters were \$ 14,712 and \$ 14,145 for the year ended December 31, 2016, \$ 14,589 and \$ 13,774 for the year ended December, 31, 2015, and \$ 14,336 and \$ 13,328 for the year ended December 31, 2014. The full amount has been contributed for 2015 and 2014. For 2016, \$ 13,432 (91.3%) and \$ 12,815 (90.6%) has been contributed for police and firefighters, respectively. The balance was subsequently paid in 2017.

CITY OF NORTH RIDGEVILLE, OHIO
NOTES TO THE BASIC FINANCIAL STATEMENTS
DECEMBER 31, 2016

NOTE 14 RISK MANAGEMENT

The City is exposed to various risks of loss related to torts, theft of, damage to, and destruction of assets, errors and omissions, injuries to employees and natural disasters. There have not been any significant reductions in coverage from coverage in the prior year and the amounts of settlements have not exceeded coverage for any of the prior three years.

The City maintains liability and property and casualty insurance coverages through HCC Public Risk with the U.S. Specialty Insurance Company. Liability coverages include general liability (including personal and bodily injury) in the amount of \$ 1 million per occurrence with a \$ 3 million aggregate, business automobile liability with a \$ 1 million combined single limit, employee benefits liability with limits of \$ 1 million per employee and \$ 3 million aggregate, stop gap liability of \$ 1 million, public official liability with a \$ 1 million annual aggregate limit, law enforcement liability with a \$ 1 million annual aggregate limit, and commercial umbrella coverage with limits of \$ 10 million for each occurrence and \$ 10 million in the aggregate. Property and casualty coverages include building and personal property casualty coverage in the amount of \$ 50,082,272, with additional flood and earthquake coverage in the amount of \$ 1 million for any one flood and \$ 1 million annual aggregate and \$ 1 million for any one earthquake and \$ 1 million annual aggregate, electronic data processing systems coverage in the amount of \$ 500,000, and crime coverage for forgery or alteration of \$ 250,000, theft and destruction of \$ 250,000, and public employee dishonesty of \$ 250,000 per loss. Various deductibles apply to these liability and property and casualty coverages

In order to minimize the annual cost of medical insurance, the City has established a medical self-insurance fund for City employees and their covered dependents. This program is administered with the use of an outside third-party administrator. At December 31, 2016, self-insurance was in effect for losses up to \$ 75,000 per participant. Excess losses are insured by a private insurance company. At year-end, self-insurance was in effect with an annual aggregate liability limit of \$ 3,399,924 and an aggregate terminal liability of \$ 310,334. At December 31, 2016 the self-insurance total net position amounted to \$ 516,618 and cash held in reserve by the insurer for future claims payment amounted to \$ 563,497.

Liabilities of the fund are reported when it is probable that a loss has occurred and the amount of the loss can be reasonably estimated. Liabilities include an amount for claims that have been incurred but not reported. Changes in the balance of claims liability during the years ended December 31, 2015 and 2014 are as follows. Incurred claims and claims payments are not segregated between events related to the current year and events related to prior years due to the impracticability of obtaining such information by separate period.

	2016	2015
Unpaid claims, beginning of year	\$420,000	\$740,000
Incurred claims	2,474,201	2,965,980
Claims payment	(2,535,139)	(3,285,980)
Unpaid claims, end of year	\$359,062	\$420,000

NOTE 15 FEDERAL GRANTS AND ENTITLEMENTS

For the year ended December 31, 2016, the City recognized federal grants and entitlements revenue. These programs generally require compliance with terms and conditions specified in the grant agreements and are subject to audit by the grantor agencies. Any disallowed claims resulting from such audits could become a liability of the general fund or other applicable funds. However, in the opinion of the City's management, any such disallowed claims will not have a material adverse effect on the overall financial position of the City at December 31, 2016.

CITY OF NORTH RIDGEVILLE, OHIO
NOTES TO THE BASIC FINANCIAL STATEMENTS
DECEMBER 31, 2016

NOTE 16 CONTINGENCIES

The City of North Ridgeville, Ohio is defendant in certain lawsuits, the outcome of which cannot be determined. It is the opinion of the City's management that any judgment against the City would not have a material adverse effect on the City's financial position.

NOTE 17 SIGNIFICANT COMMITMENTS

A. CONTRACTUAL COMMITMENTS

As of December 31, 2016, the City had contractual commitments of:

<u>Project</u>	<u>Contract Amount</u>	<u>Amount Paid</u>	<u>Remaining on Contract</u>
Lear Nagle Road	\$2,900,000	\$1,923,745	\$976,255
Performance Lane Road	1,293,001	605,960	687,041
Grit System Upgrades	1,207,894	1,078,536	129,358
Ultra Violet System Replacement	1,236,655	1,159,274	77,381
Central Fire Station	787,710	127,185	660,525
	<u>\$7,425,260</u>	<u>\$4,894,700</u>	<u>\$2,530,560</u>

The amount remaining on these contracts were encumbered at year-end.

B. ENCUMBRANCES

Encumbrances are commitments related to unperformed contracts for goods and services. Encumbrance accounting is utilized to the extent necessary to assure effective budgetary control, accountability and to facilitate effective cash planning and control. At year-end the amount of encumbrances expected to be honored upon performance by the vendor in the next year were as follows:

Governmental Funds	
General	\$283,831
Capital Projects	1,993,421
Central Fire Station Construction	660,525
Other Governmental Funds	515,846
Proprietary Funds	
Water	327,592
Sewer	1,621,961
	<u>\$5,403,176</u>

CITY OF NORTH RIDGEVILLE, OHIO
 NOTES TO THE BASIC FINANCIAL STATEMENTS
 DECEMBER 31, 2016

NOTE 18 INTERFUND BALANCES AND TRANSFERS

At December 31, 2016, interfund receivable in the General Fund consisted of \$ 7,600 due from the General Obligation Debt Service Fund. The General Fund advance was made to assist with debt service payments and is expected to be repaid within one year.

Transfers for the year ended December 31, 2016 consisted of the following:

Transfer to:	<u>Transfer from: General Fund</u>
Capital Projects Fund	\$1,350,000
Surface Drainage Fund	<u>48,000</u>
Total transfers-out	<u><u>\$1,398,000</u></u>

Transfers from the General Fund to the Capital Projects Fund consist primarily of municipal income tax collections allocated for capital projects and payment of debt service related thereto. Transfers from the General Fund to the Surface Drainage Fund were to financially support the maintenance of storm sewer drainage.

NOTE 19 JOINTLY GOVERNED ORGANIZATIONS

A. LORAIN COUNTY GENERAL HEALTH DISTRICT

The Lorain County General Health District, a jointly governed organization, provides health care services to the citizens within the Health District. The Health District is governed by the Board of Health which represents the area served by the Health District and oversees the operation of the Health District. The Board of Health members are appointed to staggered four year terms. One member is appointed by the City of North Ridgeville, one member is jointly appointed by the Cities of Avon and Sheffield Lake and one member is appointed jointly by the Cities of Amherst and Oberlin. The remaining four members are appointed by the various mayors of villages, chairmen of the township trustees and the County Commissioners. The City contributed \$ 102,527 during 2016 for the operation of the Health District. Financial information can be obtained by contacting the Health Commissioner, 9880 S. Murray Ridge Road, Elyria, Ohio 44035.

B. NORTHEAST OHIO PUBLIC ENERGY COUNCIL

The City is a member of the Northeast Ohio Public Energy Council (NOPEC). NOPEC is a regional council of governments formed under Chapter 167 of the Ohio Revised Code. NOPEC was formed to serve as a vehicle for communities wishing to proceed with an aggregation program for the purchase of electricity. NOPEC is currently comprised of over 200 communities who have been authorized by ballot to purchase electricity on behalf of their citizens. The intent of NOPEC is to provide electricity at the lowest possible rates while at the same time ensuring stability in prices by entering into long-term contracts with suppliers to provide electricity to the citizens of its member communities.

NOPEC is governed by a General Assembly made up of one representative from each member community. The representatives from each county then elect one person to serve on the eight member NOPEC Board of Directors. The Board oversees and manages the operation of the aggregation program. The degree of control exercised by any participating government is limited to its representation in the General Assembly and on the Board. The City did not contribute to NOPEC during the current year. Financial information can be obtained by contacting the Treasurer, 31320 Solon Road, Suite 20, Solon, Ohio 44139.

CITY OF NORTH RIDGEVILLE, OHIO
NOTES TO THE BASIC FINANCIAL STATEMENTS
DECEMBER 31, 2016

NOTE 19 JOINTLY GOVERNED ORGANIZATIONS (continued)

C. JOINT ECONOMIC DEVELOPMENT ZONE AGREEMENT

In 2008, the City adopted a joint economic development zone agreement (JEDZ) with the City of Avon, Ohio, together with several other cities (Parties), pursuant to Ohio Revised Code Section 715.69. The purpose of the agreement was to stimulate economic growth within the JEDZ and to reimburse the Parties to the JEDZ for a portion of the lost tax revenue for certain businesses that relocate to the JEDZ from the Parties' cities. The JEDZ consists of approximately 791 acres in the City of Avon at an intersection being developed on Interstate 90 and Nagel Road. The City's contribution to the JEDZ is its agreement to support and advocate for County, State and/or Federal funding for this project. The City has no financial commitment to the project and has no other economic benefit.

NOTE 20 FUND BALANCES

Fund balance is classified as nonspendable, restricted, committed, assigned and/or unassigned based primarily on the extent to which the City is bound to observe constraints imposed upon the use of the resources in the government funds. The constraints placed on a fund for the major governmental funds and all other governmental funds are presented below:

	General	Capital Projects	Central Fire Station Construction	Other Governmental Funds	Total Governmental Funds
Fund balances					
Nonspendable					
Prepaid items	\$58,800	\$0	\$0	\$3,500	\$62,300
Restricted					
Debt service	0	0	0	1,030,276	1,030,276
Capital projects	0	3,127,969	8,018,049	0	11,146,018
Highway and streets	0	0	0	1,683,019	1,683,019
Public safety	0	0	0	763,652	763,652
Recreation	0	0	0	424,003	424,003
Community environment	0	0	0	1,431,703	1,431,703
Public health and welfare	0	0	0	256,273	256,273
General government	0	0	0	148,012	148,012
Total restricted	0	3,127,969	8,018,049	5,736,938	16,882,956
Committed					
Capital projects	1,429,622	0	0	0	1,429,622
Assigned					
Public safety	81,410	0	0	0	81,410
Public health and welfare	310	0	0	0	310
Recreation	6,121	0	0	0	6,121
Community environment	5,375	0	0	0	5,375
General government	85,931	0	0	0	85,931
Total assigned	179,147	0	0	0	179,147
Unassigned (deficit)	5,311,652	0	0	(11,827)	5,299,825
Total fund balances	\$6,979,221	\$3,127,969	\$8,018,049	\$5,728,611	\$23,853,850

CITY OF NORTH RIDGEVILLE, OHIO
 NOTES TO THE BASIC FINANCIAL STATEMENTS
 DECEMBER 31, 2016

NOTE 21 TAX ABATEMENTS

The City is authorized by the Ohio Revised Code, subject to approval by City Ordinance, to enter into property tax abatement agreements for the purpose of attracting or retaining businesses. Tax abatements, of up to 100 percent of the increased valuation for up to 30 years may be granted to any business located within or promising to relocate to the City and expand the employment base for a given period of time. The City recaptures a prorated amount of abated taxes if these conditions are not met. The City Council determines the percentage amount and duration of the tax abatement. The amount of the abatement is automatically deducted from the property owner's tax bill.

In connection with the City's Community Reinvestment Area, several real property tax abatements were granted based on a commitment to increase jobs. For the ended December 31, 2016, the City abated property taxes totaling \$217,5070 under this program, including the following tax abatement agreements:

Type of Business	Purpose	Percent Abated	Amount Rebated
KLC Properties, LLC/ Poppee's Popcorn	New facility, machinery and equipment	80%	\$15,917
Lake Ridge Holdings, LLC/ Center Ridge Health Campus	Building improvements and fixtures	80%	\$110,771
Rhenium Alloys, Inc.	New construction, machinery and equipment	100%	\$26,433
Peteza, LLC / Pizza Pan/ Zannoni's Food Distributors	Building, equipment and inventory	100%	\$34,861
MMCA Development, LLC/ Nick Abraham/Frito-Lay	Building improvements and expansion	40%	\$2,744
MVM Real Property Holdings, LLC/ Norlake Manufacturing Company	New construction, machinery, equipment and inventory	100%	\$26,344

NOTE 22 SUBSEQUENT EVENTS

In June 2017, the City issued \$ 5,900,000 of General Obligation (Limited Tax) Road Improvement Notes and \$ 1,500,000 of General Obligation (Unlimited Tax) Fire Station Notes with an interest rate of 2 percent. The road improvement notes provided resources for the Lear Nagle and Center Ridge road improvements and the fire station notes provided additional resources for the construction of the Central Fire Station. The notes mature on June 18, 2018.

REQUIRED SUPPLEMENTARY INFORMATION

CITY OF NORTH RIDGEVILLE, OHIO
 REQUIRED SUPPLEMENTARY INFORMATION
 SCHEDULE OF THE CITY'S PROPORTIONATE SHARE OF THE NET PENSION LIABILITY
 OHIO PUBLIC EMPLOYEES RETIREMENT SYSTEM – TRADITIONAL PLAN
 LAST THREE YEARS (1)

	<u>2015</u>	<u>2014</u>	<u>2013</u>
City's proportion of the net pension liability	0.052501%	0.054653%	0.054653%
City's proportionate of the net pension liability	\$9,052,959	\$6,564,735	\$6,435,511
City's covered-employee payroll	\$6,969,389	\$7,076,265	\$6,733,992
City's proportionate share of the net pension liability as a percentage of its covered -employee payroll	129.90%	92.77%	95.57%
Plan fiduciary net pension as a percentage of the total pension liability	81.08%	86.45%	86.36%

(1) Information prior to 2013 is not available. Schedule is intended to show ten years of information, and additional years will be displayed as it becomes available.

Amounts presented as of the City's measurement date, which is the prior fiscal year end.

CITY OF NORTH RIDGEVILLE, OHIO
 REQUIRED SUPPLEMENTARY INFORMATION
 SCHEDULE OF THE CITY'S PROPORTIONATE SHARE OF THE NET PENSION LIABILITY
 OHIO POLICE AND FIRE PENSION SYSTEM
 LAST THREE YEARS (1)

	<u>2015</u>	<u>2014</u>	<u>2013</u>
City's proportion of the net pension liability	0.280173%	0.279838%	0.279838%
City's proportionate of the net pension liability	\$18,023,726	\$14,854,124	\$13,628,993
City's covered-employee payroll	\$5,672,640	\$5,532,703	\$5,441,822
City's proportionate share of the net pension liability as a percentage of its covered -employee payroll	317.73%	262.02%	250.45%
Plan fiduciary net pension as a percentage of the total pension liability	66.77%	72.20%	73.00%

(1) Information prior to 2013 is not available. Schedule is intended to show ten years of information, and additional years will be displayed as it becomes available.

Amounts presented as of the City's measurement date, which is the prior fiscal year end.

CITY OF NORTH RIDGEVILLE, OHIO
 REQUIRED SUPPLEMENTARY INFORMATION
 SCHEDULE OF THE CITY'S CONTRIBUTIONS
 OHIO PUBLIC EMPLOYEES RETIREMENT SYSTEM – TRADITIONAL PLAN
 LAST FOUR YEARS (1)

	2016	2015	2014	2013
Contractually required contribution	<u>\$842,323</u>	<u>\$836,309</u>	<u>\$849,151</u>	<u>\$808,079</u>
Contributions in relation to the contractually required contributions	<u>(842,323)</u>	<u>(836,309)</u>	<u>(849,151)</u>	<u>(808,079)</u>
Contribution deficiency (excess)	<u>\$0</u>	<u>\$0</u>	<u>\$0</u>	<u>\$0</u>
City covered-employee payroll	\$7,019,360	\$6,969,389	\$7,076,265	\$6,733,992
Contributions as a percentage of covered-employee payroll	12.00%	12.00%	12.00%	13.00%

(1) Information prior to 2013 is not available. Schedule is intended to show ten years of information, and additional years will be displayed as it becomes available.

CITY OF NORTH RIDGEVILLE, OHIO
 REQUIRED SUPPLEMENTARY INFORMATION
 SCHEDULE OF THE CITY'S CONTRIBUTIONS
 OHIO POLICE AND FIRE PENSION FUND
 LAST TEN YEARS

	2016	2015	2014	2013
Contractually required contribution	<u>\$1,223,887</u>	<u>\$1,201,770</u>	<u>\$1,171,165</u>	<u>\$812,486</u>
Contributions in relation to the contractually required contributions	<u>(1,223,887)</u>	<u>(1,201,770)</u>	<u>(1,171,165)</u>	<u>(812,486)</u>
Contribution deficiency (excess)	<u>\$0</u>	<u>\$0</u>	<u>\$0</u>	<u>\$0</u>
City covered-employee payroll	\$5,771,484	\$5,672,640	\$5,532,703	\$5,441,822
Contributions as a percentage of covered-employee payroll	21.21%	21.19%	21.17%	14.93%

<u>2012</u>	<u>2011</u>	<u>2010</u>	<u>2009</u>	<u>2008</u>	<u>2007</u>
<u>\$779,896</u>	<u>\$761,288</u>	<u>\$786,520</u>	<u>\$800,650</u>	<u>\$781,486</u>	<u>\$698,584</u>
<u>(779,896)</u>	<u>(761,288)</u>	<u>(786,520)</u>	<u>(800,650)</u>	<u>(781,486)</u>	<u>(698,584)</u>
<u>\$0</u>	<u>\$0</u>	<u>\$0</u>	<u>\$0</u>	<u>\$0</u>	<u>\$0</u>
\$5,229,108	\$5,116,381	\$5,285,747	\$5,382,859	\$5,252,168	\$4,885,024
14.91%	14.88%	14.88%	14.87%	14.88%	14.30%

COMBINING STATEMENTS AND NONMAJOR FUND SCHEDULES

COMBINING STATEMENTS – NONMAJOR GOVERNMENTAL FUNDS

NONMAJOR SPECIAL REVENUE FUNDS

The Special Revenue Funds are used to account for specific revenues that are restricted for a specific purpose. These resources are usually restricted by statute, City Charter or ordinance to finance specific functions or activities.

Street Construction, Maintenance and Repair Fund (SCMR) - Accounts for the portion of State gasoline tax and motor vehicle registration fees designated for maintenance and repair of roadways within the City.

State Highway Fund – Accounts for the portion of State gasoline tax and motor vehicle registration fees designated for maintenance and repairs of roadways within the City.

Motor Vehicle License Tax Fund – Accounts for the additional motor vehicle registration fees designated for maintenance and repairs of roadways within the City.

Street Levy Fund – Accounts for property taxes received from a voted tax levy for the construction, reconstruction, resurfacing and repair of roads and bridges.

Surface Drainage Fund – Accounts for revenues from building permit fees for the purpose of providing and maintaining storm sewer drainage.

Police Levy Fund – Accounts for property taxes from a voted tax levy for the purpose of operating the City police department.

Police Pension Fund – Accounts for property taxes levied for the payment of current employer contributions for police disability and pension benefits.

Law Enforcement Trust Fund – Accounts for confiscated monies or proceeds from the sale of confiscated property seized by law enforcement officers in the course of their work for the purpose of enhancing police services.

Local Law Enforcement Assistance Fund – Accounts for reimbursements for continuing professional training programs for peace officers from the State Law Enforcement Assistance Fund.

Drug Law Enforcement Trust Fund – Accounts for confiscated monies or proceeds from the sale of confiscated property seized by law enforcement officers in the course of their work for the purpose of enhancing police services and promoting drug education.

DUI Enforcement and Education Trust Fund – Accounts for fines imposed by the courts for the purpose of enhancing police services and promoting DUI education.

Clerk of Courts Computer Service Fund – Accounts for court fees for the purpose of the computerization of the clerk of court's office.

Court Computerization Fund – Accounts for court fees for the purpose of computerizing the court, procuring and maintaining computerized legal research services.

NONMAJOR SPECIAL REVENUE FUNDS (Continued)

Fire Levy Fund – Accounts for property taxes received from a voted tax levy for the purpose of operating the City fire department.

Fire Pension Fund – Accounts for property taxes levied for the payment of current employer contributions for fire disability and pension benefits.

Paramedic Levy Fund – Accounts for property taxes received from a voted tax levy for the purpose of operating a paramedic program.

Ambulance Fund – Accounts for ambulance fees for the purpose of maintaining and purchasing ambulatory equipment.

State and Other Grants Fund – Accounts for revenues and related expenditures of state and other grants.

Federal Grants Fund – Accounts for revenues and related expenditures of federal grants.

Cemetery Fund – Accounts for burial fees used to maintain the City's cemeteries.

Park and Recreation Trust Fund – Accounts for program revenues and expenditures for the operation and maintenance of recreation programs, services, parks and related.

Park and Recreation Improvement Fund – Accounts for building permit fees for the purpose of planning, acquisition, improvement, expansion and operation of public parks, playgrounds and recreation facilities.

Senior Citizens Title III Fund – Accounts for grant monies received for support service for older adults.

Solid Waste Management Fund – Accounts for fees charged for the payment of sanitation collections.

NONMAJOR DEBT SERVICE FUNDS

General Obligation Bond Retirement Fund – Accounts for resources that are used for payment of principal and interest and fiscal charges on general obligation debt.

Special Assessment Bond Retirement Fund – Accounts for the accumulation of resources from special assessments levied against benefited properties for the payment of principal and interest and fiscal charges on special assessment debt.

NONMAJOR CAPITAL PROJECTS FUND

Capital Projects funds are used to account for the acquisition and construction of capital assets other than those financed by proprietary funds.

Issue II Fund – Accounts for Ohio Public Works grant activity consisting of the grant received and the related expenditure paid by the Ohio Public Works Commission directly to the contractors on behalf of the City.

CITY OF NORTH RIDGEVILLE, OHIO
 COMBINING BALANCE SHEET -
 NONMAJOR GOVERNMENTAL FUNDS

DECEMBER 31, 2016

	Nonmajor Special Revenue	Nonmajor Debt Service	Nonmajor Capital Projects	Total
Assets				
Equity in pooled cash and equivalents	\$4,885,354	\$1,037,876	\$0	\$5,923,230
Taxes - receivable - property and other	5,816,000	488,200	0	6,304,200
Special assessments receivable	0	1,220,641	0	1,220,641
Due from other governments	2,017,953	25,300	0	2,043,253
Accounts receivable and other	350,400	0	0	350,400
Prepaid items	3,500	0	0	3,500
Total assets	\$13,073,207	\$2,772,017	\$0	\$15,845,224
Liabilities				
Accounts and contracts payable	\$175,787	\$0	\$0	\$175,787
Accrued salaries, wages and benefits	75,022	0	0	75,022
Due to other governments	104,408	0	0	104,408
Interfund payables	0	7,600	0	7,600
Total liabilities	355,217	7,600	0	362,817
Deferred inflows of resources				
Property taxes levied for next year and unavailable resources	8,019,655	1,734,141	0	9,753,796
Total deferred inflows of resources	8,019,655	1,734,141	0	9,753,796
Fund balances				
Nonspendable	3,500	0	0	3,500
Restricted	4,706,662	1,030,276	0	5,736,938
Unassigned	(11,827)	0	0	(11,827)
Total fund balances	4,698,335	1,030,276	0	5,728,611
Total liabilities, deferred inflows of resources and fund balances	\$13,073,207	\$2,772,017	\$0	\$15,845,224

CITY OF NORTH RIDGEVILLE, OHIO
 COMBINING STATEMENT OF REVENUES, EXPENDITURES AND CHANGES IN FUND BALANCES -
 NONMAJOR GOVERNMENTAL FUNDS
 FOR THE YEAR ENDED DECEMBER 31, 2016

	Nonmajor Special Revenue	Nonmajor Debt Service	Nonmajor Capital Projects	Total
Revenue				
Property and other local taxes	\$5,132,847	\$642,137	\$0	\$5,774,984
Intergovernmental	3,905,505	22,500	227,738	4,155,743
Special assessments	0	103,530	0	103,530
Charges for services	3,581,238	0	0	3,581,238
Fines, licenses and permits	72,274	0	0	72,274
Interest	30,423	4,913	0	35,336
Miscellaneous	210,971	0	0	210,971
Total revenues	12,933,258	773,080	227,738	13,934,076
Expenditures				
Current				
Security of persons and property	5,426,481	0	0	5,426,481
Public health and welfare	27,528	0	0	27,528
Leisure time activities	180,364	0	0	180,364
Transportation	3,963,294	0	0	3,963,294
General government	3,502,311	12,027	0	3,514,338
Capital outlay	0	0	249,136	249,136
Debt service				
Principal	212,514	481,630	0	694,144
Capital lease	6,688	0	0	6,688
Interest and fiscal charges	3,940	298,399	0	302,339
Total expenditures	13,323,120	792,056	249,136	14,364,312
Excess (deficiency) of revenues over expenditures	(389,862)	(18,976)	(21,398)	(430,236)
Other financing sources (uses)				
Transfers in	48,000	0	0	48,000
Proceeds from capital lease	0	157,500	0	157,500
Payment to bond escrow agent	0	(163,944)	0	(163,944)
Issuance of bonds	0	782,776	0	782,776
Total other financing sources (uses)	48,000	776,332	0	824,332
Net change in fund balances	(341,862)	757,356	(21,398)	394,096
Fund balances, beginning of year	5,040,197	272,920	21,398	5,334,515
Fund balances, end of year	\$4,698,335	\$1,030,276	\$0	\$5,728,611

CITY OF NORTH RIDGEVILLE, OHIO
 COMBINING BALANCE SHEET -
 NONMAJOR SPECIAL REVENUE FUNDS

DECEMBER 31, 2016

	SCMR	State Highw ay	Motor Vehicle License Tax	Street Levy	Surface Drainage
Assets					
Equity in pooled cash and equivalents	\$195,706	\$21,049	\$296,983	\$1,134,476	\$54,775
Taxes - receivable - property and other	0	0	0	1,357,400	0
Due from other governments	749,100	57,100	384,100	70,350	0
Accounts receivable and other	0	0	0	2,300	0
Prepaid items	0	0	3,500	0	0
Total assets	\$944,806	\$78,149	\$684,583	\$2,564,526	\$54,775
Liabilities					
Accounts and contracts payable	\$19,788	\$11,300	\$37,228	\$21,929	\$441
Accrued salaries, w ages and benefits	16,486	0	3,231	0	1,160
Due to other governments	15,326	0	2,907	0	1,288
Total liabilities	51,600	11,300	43,366	21,929	2,889
Deferred inflow s of resources					
Property taxes levied for next year and unavailable resources	650,000	49,000	330,000	1,428,350	0
Total deferred inflow s of resources	650,000	49,000	330,000	1,428,350	0
Fund balances					
Nonspendable	0	0	3,500	0	0
Restricted	243,206	17,849	307,717	1,114,247	51,886
Unassigned	0	0	0	0	0
Total fund balances	243,206	17,849	311,217	1,114,247	51,886
Total liabilities, deferred inflow s of resources and fund balances	\$944,806	\$78,149	\$684,583	\$2,564,526	\$54,775

Police Levy	Police Pension	Law Enforcement Trust	Local Law Enforcement Assistance	Drug Law Enforcement Trust	DUI Enforcement and Education Trust	Clerk of Courts Computer Service	Court Computerization
\$39,241	\$12,664	\$2,487	\$14,464	\$1,564	\$37,073	\$199,026	\$104,037
1,393,300	228,800	0	0	0	0	0	0
72,150	11,850	0	0	0	0	0	0
0	0	0	0	0	0	0	0
0	0	0	0	0	0	0	0
<u>\$1,504,691</u>	<u>\$253,314</u>	<u>\$2,487</u>	<u>\$14,464</u>	<u>\$1,564</u>	<u>\$37,073</u>	<u>\$199,026</u>	<u>\$104,037</u>
\$0	\$0	\$0	\$0	\$0	\$0	\$612	\$0
18,358	0	0	0	0	0	0	0
20,172	4,531	0	0	0	0	0	0
<u>38,530</u>	<u>4,531</u>	<u>0</u>	<u>0</u>	<u>0</u>	<u>0</u>	<u>612</u>	<u>0</u>
1,465,450	240,650	0	0	0	0	0	0
<u>1,465,450</u>	<u>240,650</u>	<u>0</u>	<u>0</u>	<u>0</u>	<u>0</u>	<u>0</u>	<u>0</u>
0	0	0	0	0	0	0	0
711	8,133	2,487	14,464	1,564	37,073	198,414	104,037
0	0	0	0	0	0	0	0
<u>711</u>	<u>8,133</u>	<u>2,487</u>	<u>14,464</u>	<u>1,564</u>	<u>37,073</u>	<u>198,414</u>	<u>104,037</u>
<u>\$1,504,691</u>	<u>\$253,314</u>	<u>\$2,487</u>	<u>\$14,464</u>	<u>\$1,564</u>	<u>\$37,073</u>	<u>\$199,026</u>	<u>\$104,037</u>

(Continued)

CITY OF NORTH RIDGEVILLE, OHIO
 COMBINING BALANCE SHEET -
 NONMAJOR SPECIAL REVENUE FUNDS

DECEMBER 31, 2016

(Concluded)

	Fire Levy	Fire Pension	Paramedic Levy	Ambulance	State and Other Grants
Assets					
Equity in pooled cash and equivalents	\$34,867	\$9,783	\$61,341	\$435,742	\$135,190
Taxes - receivable - property and other	1,357,400	228,800	1,250,300	0	0
Due from other governments	70,350	11,850	64,750	0	526,353
Accounts receivable and other	0	0	0	0	0
Prepaid items	0	0	0	0	0
Total assets	<u>\$1,462,617</u>	<u>\$250,433</u>	<u>\$1,376,391</u>	<u>\$435,742</u>	<u>\$661,543</u>
Liabilities					
Accounts and contracts payable	\$0	\$0	\$2,726	\$62,115	\$13,368
Accrued salaries, wages and benefits	12,724	0	15,424	6,350	0
Due to other governments	33,970	0	18,491	6,515	0
Total liabilities	<u>46,694</u>	<u>0</u>	<u>36,641</u>	<u>74,980</u>	<u>13,368</u>
Deferred inflow s of resources					
Property taxes levied for next year and unavailable resources	1,427,750	240,650	1,315,050	0	577,655
Total deferred inflow s of resources	<u>1,427,750</u>	<u>240,650</u>	<u>1,315,050</u>	<u>0</u>	<u>577,655</u>
Fund balances					
Nonspendable	0	0	0	0	0
Restricted	0	9,783	24,700	362,286	70,520
Unassigned	(11,827)	0	0	0	0
Total fund balances	<u>(11,827)</u>	<u>9,783</u>	<u>24,700</u>	<u>362,286</u>	<u>70,520</u>
Total liabilities, deferred inflow s of resources and fund balances	<u>\$1,462,617</u>	<u>\$250,433</u>	<u>\$1,376,391</u>	<u>\$437,266</u>	<u>\$661,543</u>

<u>Federal Grants</u>	<u>Cemetery</u>	<u>Park and Recreation Trust</u>	<u>Park and Recreation Improvement</u>	<u>Senior Citizens Title III</u>	<u>Solid Waste Management</u>	<u>Total</u>
\$79,016	\$251,808	\$229,684	\$196,411	\$4,540	\$1,333,427	\$4,885,354
0	0	0	0	0	0	5,816,000
0	0	0	0	0	0	2,017,953
294,400	0	0	0	0	53,700	350,400
0	0	0	0	0	0	3,500
<u>\$373,416</u>	<u>\$251,808</u>	<u>\$229,684</u>	<u>\$196,411</u>	<u>\$4,540</u>	<u>\$1,387,127</u>	<u>\$13,073,207</u>
\$0	\$75	\$2,059	\$0	\$0	\$4,146	\$175,787
0	0	0	0	0	1,289	75,022
0	0	33	0	0	1,175	104,408
<u>0</u>	<u>75</u>	<u>2,092</u>	<u>0</u>	<u>0</u>	<u>6,610</u>	<u>355,217</u>
294,400	0	0	0	0	700	8,019,655
<u>294,400</u>	<u>0</u>	<u>0</u>	<u>0</u>	<u>0</u>	<u>700</u>	<u>8,019,655</u>
0	0	0	0	0	0	3,500
77,492	251,733	227,592	196,411	4,540	1,379,817	4,706,662
0	0	0	0	0	0	(11,827)
<u>77,492</u>	<u>251,733</u>	<u>227,592</u>	<u>196,411</u>	<u>4,540</u>	<u>1,379,817</u>	<u>4,698,335</u>
<u>\$371,892</u>	<u>\$251,808</u>	<u>\$229,684</u>	<u>\$196,411</u>	<u>\$4,540</u>	<u>\$1,387,127</u>	<u>\$13,073,207</u>

CITY OF NORTH RIDGEVILLE, OHIO
 COMBINING STATEMENT OF REVENUES, EXPENDITURES AND CHANGES IN FUND BALANCES -
 NONMAJOR SPECIAL REVENUE FUNDS
 FOR THE YEAR ENDED DECEMBER 31, 2016

	SCMR	State Highway	Motor Vehicle License Tax	Street Levy	Surface Drainage
Revenue					
Property and other local taxes	\$0	\$0	\$0	\$1,198,376	\$0
Intergovernmental	1,299,892	105,298	663,941	420,926	0
Charges for services	0	0	0	0	0
Fines, licenses and permits	0	0	0	0	0
Interest	1,223	98	777	9,178	266
Miscellaneous	3,837	0	1,050	296	144,502
Total revenues	1,304,952	105,396	665,768	1,628,776	144,768
Expenditures					
Current					
Security of persons and property	0	0	0	0	0
Public health and welfare	0	0	0	0	0
Leisure time activities	0	0	0	0	0
Transportation	1,476,577	151,673	504,718	1,671,010	159,316
General government	0	0	0	0	0
Debt service					
Principal	0	0	6,169	179,165	7,180
Capital lease	0	0	522	0	0
Interest and fiscal charges	0	0	53	1,600	0
Total expenditures	1,476,577	151,673	511,462	1,851,775	166,496
Excess (deficiency) of revenues over expenditures	(171,625)	(46,277)	154,306	(222,999)	(21,728)
Other financing sources					
Transfers in	0	0	0	0	48,000
Total other financing sources	0	0	0	0	48,000
Net change in fund balances	(171,625)	(46,277)	154,306	(222,999)	26,272
Fund balances, beginning of year	414,831	64,126	156,911	1,337,246	25,614
Fund balances, end of year	\$243,206	\$17,849	\$311,217	\$1,114,247	\$51,886

Police Levy	Police Pension	Law Enforcement Trust	Local Law Enforcement Assistance	Drug Law Enforcement Trust	DUI Enforcement and Education Trust	Clerk of Courts Computer Service	Court Computerization
\$1,229,913	\$201,207	\$0	\$0	\$0	\$0	\$0	\$0
189,268	31,164	0	0	0	0	0	0
0	0	0	0	0	0	0	0
0	0	0	0	675	10,454	0	10,895
1,346	275	16	31	2	227	925	459
0	0	2,357	10,420	325	0	35,243	0
<u>1,420,527</u>	<u>232,646</u>	<u>2,373</u>	<u>10,451</u>	<u>1,002</u>	<u>10,681</u>	<u>36,168</u>	<u>11,354</u>
1,487,241	238,587	5,184	2,295	1,337	20,620	26,358	2,561
0	0	0	0	0	0	0	0
0	0	0	0	0	0	0	0
0	0	0	0	0	0	0	0
0	0	0	0	0	0	0	0
0	0	0	0	0	0	0	0
0	0	0	0	0	0	2,149	0
0	0	0	0	0	0	222	0
<u>1,487,241</u>	<u>238,587</u>	<u>5,184</u>	<u>2,295</u>	<u>1,337</u>	<u>20,620</u>	<u>28,729</u>	<u>2,561</u>
<u>(66,714)</u>	<u>(5,941)</u>	<u>(2,811)</u>	<u>8,156</u>	<u>(335)</u>	<u>(9,939)</u>	<u>7,439</u>	<u>8,793</u>
0	0	0	0	0	0	0	0
0	0	0	0	0	0	0	0
(66,714)	(5,941)	(2,811)	8,156	(335)	(9,939)	7,439	8,793
67,425	14,074	5,298	6,308	1,899	47,012	190,975	95,244
<u>\$711</u>	<u>\$8,133</u>	<u>\$2,487</u>	<u>\$14,464</u>	<u>\$1,564</u>	<u>\$37,073</u>	<u>\$198,414</u>	<u>\$104,037</u>

(Continued)

CITY OF NORTH RIDGEVILLE, OHIO
 COMBINING STATEMENT OF REVENUES, EXPENDITURES AND CHANGES IN FUND BALANCES -
 NONMAJOR SPECIAL REVENUE FUNDS

FOR THE YEAR ENDED DECEMBER 31, 2016

(Concluded)

	Fire Levy	Fire Pension	Paramedic Levy	Ambulance	State and Other Grants
Revenue					
Property and other local taxes	\$1,198,376	\$201,207	\$1,103,768	\$0	\$0
Intergovernmental	184,415	31,164	169,856	0	307,374
Charges for services	0	0	0	726,817	0
Fines, licenses and permits	0	0	0	0	0
Interest	857	230	1,082	1,999	0
Miscellaneous	6,126	0	2,627	1,934	0
Total revenues	<u>1,389,774</u>	<u>232,601</u>	<u>1,277,333</u>	<u>730,750</u>	<u>307,374</u>
Expenditures					
Current					
Security of persons and property	1,358,601	243,415	1,315,368	723,390	0
Public health and welfare	0	0	0	0	0
Leisure time activities	0	0	0	0	0
Transportation	0	0	0	0	0
General government	0	0	0	0	318,726
Debt service					
Principal	0	0	0	0	0
Capital lease	0	0	3,404	0	0
Interest and fiscal charges	0	0	351	0	0
Total expenditures	<u>1,358,601</u>	<u>243,415</u>	<u>1,319,123</u>	<u>723,390</u>	<u>318,726</u>
Excess (deficiency) of revenues over expenditures	<u>31,173</u>	<u>(10,814)</u>	<u>(41,790)</u>	<u>7,360</u>	<u>(11,352)</u>
Other financing sources					
Transfers in	0	0	0	0	0
Total other financing sources	<u>0</u>	<u>0</u>	<u>0</u>	<u>0</u>	<u>0</u>
Net change in fund balances	31,173	(10,814)	(41,790)	7,360	(11,352)
Fund balances, beginning of year	<u>(43,000)</u>	<u>20,597</u>	<u>66,490</u>	<u>354,926</u>	<u>81,872</u>
Fund balances, end of year	<u>(\$11,827)</u>	<u>\$9,783</u>	<u>\$24,700</u>	<u>\$362,286</u>	<u>\$70,520</u>

<u>Federal Grants</u>	<u>Cemetery</u>	<u>Park and Recreation Trust</u>	<u>Park and Recreation Improvement</u>	<u>Senior Citizens Title III</u>	<u>Solid Waste Management</u>	<u>Total</u>
\$0	\$0	\$0	\$0	\$0	\$0	\$5,132,847
489,353	0	500	0	12,354	0	3,905,505
0	13,500	187,387	0	0	2,653,534	3,581,238
0	0	0	50,250	0	0	72,274
376	1,162	1,079	929	21	7,865	30,423
0	0	2,031	0	0	223	210,971
<u>489,729</u>	<u>14,662</u>	<u>190,997</u>	<u>51,179</u>	<u>12,375</u>	<u>2,661,622</u>	<u>12,933,258</u>
1,524	0	0	0	0	0	5,426,481
0	14,528	0	0	13,000	0	27,528
0	0	161,814	18,550	0	0	180,364
0	0	0	0	0	0	3,963,294
527,955	0	0	0	0	2,655,630	3,502,311
0	0	0	20,000	0	0	212,514
0	0	0	0	0	613	6,688
0	0	0	1,650	0	64	3,940
<u>529,479</u>	<u>14,528</u>	<u>161,814</u>	<u>40,200</u>	<u>13,000</u>	<u>2,656,307</u>	<u>13,323,120</u>
<u>(39,750)</u>	<u>134</u>	<u>29,183</u>	<u>10,979</u>	<u>(625)</u>	<u>5,315</u>	<u>(389,862)</u>
<u>0</u>	<u>0</u>	<u>0</u>	<u>0</u>	<u>0</u>	<u>0</u>	<u>48,000</u>
<u>0</u>	<u>0</u>	<u>0</u>	<u>0</u>	<u>0</u>	<u>0</u>	<u>48,000</u>
<u>(39,750)</u>	<u>134</u>	<u>29,183</u>	<u>10,979</u>	<u>(625)</u>	<u>5,315</u>	<u>(341,862)</u>
<u>117,242</u>	<u>251,599</u>	<u>198,409</u>	<u>185,432</u>	<u>5,165</u>	<u>1,374,502</u>	<u>5,040,197</u>
<u>\$77,492</u>	<u>\$251,733</u>	<u>\$227,592</u>	<u>\$196,411</u>	<u>\$4,540</u>	<u>\$1,379,817</u>	<u>\$4,698,335</u>

CITY OF NORTH RIDGEVILLE, OHIO

COMBINING BALANCE SHEET -
NONMAJOR DEBT SERVICE FUNDS

DECEMBER 31, 2016

	General Obligation Bond Retirement	Special Assessment Bond Retirement	Total
Assets			
Equity in pooled cash and equivalents	\$894,108	\$143,768	\$1,037,876
Taxes - receivable - property and other	488,200	0	488,200
Special assessments receivable	0	1,220,641	1,220,641
Due from other governments	25,300	0	25,300
Total assets	1,407,608	1,364,409	2,772,017
Liabilities			
Interfund payables	7,600	0	7,600
Total liabilities	7,600	0	7,600
Deferred inflow s of resources			
Property taxes levied for next year and unavailable resources	513,500	1,220,641	1,734,141
Total deferred inflow s of resources	513,500	1,220,641	1,734,141
Fund balances			
Restricted	886,508	143,768	1,030,276
Total fund balances	886,508	143,768	1,030,276
Total liabilities, deferred inflow s of resources and fund balances	\$1,407,608	\$1,364,409	\$2,772,017

CITY OF NORTH RIDGEVILLE, OHIO
 COMBINING STATEMENT OF REVENUES, EXPENDITURES AND CHANGES IN FUND BALANCES -
 NONMAJOR DEBT SERVICE FUNDS
 FOR THE YEAR ENDED DECEMBER 31, 2016

	General Obligation Bond Retirement	Special Assessment Bond Retirement	Total
Revenue			
Property and other local taxes	\$642,137	\$0	\$642,137
Intergovernmental	22,500	0	22,500
Special assessments	103,305	225	103,530
Interest	4,249	664	4,913
Total revenues	772,191	889	773,080
Expenditures			
Current			
General government	\$11,996	\$31	\$12,027
Debt service			
Principal	481,630	0	481,630
Interest and fiscal charges	298,399	0	298,399
Total expenditures	792,025	31	792,056
Excess (deficiency) of revenues over expenditures	(19,834)	858	(18,976)
Other financing sources (uses)			
Issuance of bonds	157,500	0	157,500
Payment to bond escrow agent	(163,944)	0	(163,944)
Premium on debt issue	782,776	0	782,776
Total other financing sources (uses)	776,332	0	776,332
Net change in fund balances	756,498	858	757,356
Fund balances, beginning of year	130,010	142,910	272,920
Fund balances, end of year	\$886,508	\$143,768	\$1,030,276

This page intentionally left blank.

COMBINING STATEMENTS - AGENCY FUNDS

Agency Funds are used to account for assets held by the government as an agent for individuals, private organizations, other governments and/or other funds. These funds are purely custodial in nature (assets equal liabilities) and therefore do not involve the measurement of results of operations.

Board of Building Standards Fund – Accounts for fees required by the State to be collected by the City and paid to the State.

Senior Citizens Multi Trust Fund – Accounts for revenue earned and expended by the Senior Citizens Center.

Mayor's Court Bail Trust Fund – Accounts for bail collected.

Trust Miscellaneous Fund – Accounts for deposits held by the City from contractors, developers or individuals to ensure compliance with City Ordinances, and for other various deposits held by the City on behalf of others.

CITY OF NORTH RIDGEVILLE, OHIO
 COMBINING STATEMENT OF ASSETS AND LIABILITIES -
 AGENCY FUNDS
 DECEMBER 31, 2016

	Board of Building Standards	Senior Citizens Multi-Trust	Mayor's Court Bail Trust
Assets			
Equity in pooled cash and equivalents	\$692	\$44,479	\$2,986
Total assets	\$692	\$44,479	\$2,986
Liabilities			
Accounts and contracts payable	\$692	\$3,763	\$0
Due to others	0	40,716	2,986
Total liabilities	\$692	\$44,479	\$2,986

Trust Miscellaneous	Total
<u>\$1,103,874</u>	<u>\$1,152,031</u>
<u><u>\$1,103,874</u></u>	<u><u>\$1,152,031</u></u>
<u>\$7,578</u>	<u>\$12,033</u>
<u>1,096,296</u>	<u>1,139,998</u>
<u><u>\$1,103,874</u></u>	<u><u>\$1,152,031</u></u>

CITY OF NORTH RIDGEVILLE, OHIO
 COMBINING STATEMENT OF CHANGES IN ASSETS AND LIABILITIES -
 AGENCY FUNDS

FOR THE YEAR ENDED DECEMBER 31, 2016

	Beginning Balance 12/31/2015	Additions	Reductions	Ending Balance 12/31/2016
Board of Building Standards				
Assets				
Equity in pooled cash and equivalents	\$302	\$5,770	\$5,380	\$692
Total assets	\$302	\$5,770	\$5,380	\$692
Liabilities				
Accounts and contracts payable	\$0	\$5,770	\$5,078	\$692
Due to others	302	0	302	0
Total liabilities	\$302	\$5,770	\$5,380	\$692
	Beginning Balance 12/31/2015	Additions	Reductions	Ending Balance 12/31/2016
Senior Citizens Multi-Trust				
Assets				
Equity in pooled cash and equivalents	\$35,835	\$85,817	\$77,173	\$44,479
Total assets	\$35,835	\$85,817	\$77,173	\$44,479
Liabilities				
Accounts and contracts payable	\$1,221	\$45,101	\$42,559	\$3,763
Due to others	34,614	40,716	34,614	40,716
Total liabilities	\$35,835	\$85,817	\$77,173	\$44,479
	Beginning Balance 12/31/2015	Additions	Reductions	Ending Balance 12/31/2016
Mayor's Court Bail Trust				
Assets				
Equity in pooled cash and equivalents	\$2,786	\$16,901	\$16,701	\$2,986
Total assets	\$2,786	\$16,901	\$16,701	\$2,986
Liabilities				
Due to others	\$2,786	\$16,901	\$16,701	\$2,986
Total liabilities	\$2,786	\$16,901	\$16,701	\$2,986

(Continued)

CITY OF NORTH RIDGEVILLE, OHIO
 COMBINING STATEMENT OF CHANGES IN ASSETS AND LIABILITIES -
 AGENCY FUNDS

FOR THE YEAR ENDED DECEMBER 31, 2016

	(Concluded)			
	Beginning Balance 12/31/2015	Additions	Reductions	Ending Balance 12/31/2016
Trust Miscellaneous				
Assets				
Equity in pooled cash and equivalents	\$1,450,945	\$2,223,207	\$2,570,278	\$1,103,874
Total assets	<u>\$1,450,945</u>	<u>\$2,223,207</u>	<u>\$2,570,278</u>	<u>\$1,103,874</u>
Liabilities				
Accounts and contracts payable	\$168	\$7,578	\$168	\$7,578
Due to others	1,450,777	2,215,629	2,570,110	1,096,296
Total liabilities	<u>\$1,450,945</u>	<u>\$2,223,207</u>	<u>\$2,570,278</u>	<u>\$1,103,874</u>
	Beginning Balance 12/31/2015	Additions	Reductions	Ending Balance 12/31/2016
Total All Agency Funds				
Assets				
Equity in pooled cash and equivalents	\$1,489,868	\$2,331,695	\$2,669,532	\$1,152,031
Total assets	<u>\$1,489,868</u>	<u>\$2,331,695</u>	<u>\$2,669,532</u>	<u>\$1,152,031</u>
Liabilities				
Accounts and contracts payable	\$1,389	\$58,449	\$47,805	\$12,033
Due to others	1,488,479	2,273,246	2,621,727	1,139,998
Total liabilities	<u>\$1,489,868</u>	<u>\$2,331,695</u>	<u>\$2,669,532</u>	<u>\$1,152,031</u>

**INDIVIDUAL FUND SCHEDULES OF REVENUES, EXPENDITURES/EXPENSES
AND CHANGES IN FUND BALANCES –
BUDGET (NON-GAAP BUDGETARY BASIS) AND ACTUAL**

CITY OF NORTH RIDGEVILLE, OHIO
SCHEDULE OF REVENUES, EXPENDITURES AND
CHANGES IN FUND BALANCES – BUDGET (NON-GAAP BUDGETARY BASIS) AND ACTUAL
FOR THE YEAR ENDED DECEMBER 31, 2016

	General Fund			Variance w ith Final Budget Positive (Negative)
	Budget Amounts		Actual	
	Original	Final		
Revenues				
Property and other local taxes	\$1,157,969	\$1,157,969	\$1,174,311	\$16,342
Intergovernmental revenue	627,459	627,459	639,145	11,686
Fines, licenses, and permits	1,133,000	1,133,000	1,334,994	201,994
Interest	4,000	4,000	10,417	6,417
Miscellaneous	642,600	642,600	709,984	67,384
Total revenues	<u>3,565,028</u>	<u>3,565,028</u>	<u>3,868,851</u>	<u>303,823</u>
Expenditures				
Current				
Security of persons and property				
Police				
Personal services	2,682,200	2,721,700	2,589,126	132,574
Other	1,639,209	1,599,751	1,457,225	142,526
Total police	<u>4,321,409</u>	<u>4,321,451</u>	<u>4,046,351</u>	<u>275,100</u>
Fire				
Personal services	1,078,690	1,088,690	1,087,018	1,672
Other	576,238	559,256	515,390	43,866
Total fire	<u>1,654,928</u>	<u>1,647,946</u>	<u>1,602,408</u>	<u>45,538</u>
Humane officer				
Personal services	45,300	45,300	29,656	15,644
Other	12,017	11,060	7,525	3,535
Total humane officer	<u>57,317</u>	<u>56,360</u>	<u>37,181</u>	<u>19,179</u>
Street lighting				
Other	222,945	222,912	176,239	46,673
Total street lighting	<u>222,945</u>	<u>222,912</u>	<u>176,239</u>	<u>46,673</u>
Mayor's court				
Personal services	184,990	184,190	172,748	11,442
Other	257,960	261,010	234,348	26,662
Total mayor's court	<u>442,950</u>	<u>445,200</u>	<u>407,096</u>	<u>38,104</u>
Total security of persons and property	<u>6,699,549</u>	<u>6,693,869</u>	<u>6,269,275</u>	<u>424,594</u>
Public health and w elfare				
General government				
Other	103,000	103,000	102,527	473
Total general government	<u>103,000</u>	<u>103,000</u>	<u>102,527</u>	<u>473</u>
Senior citizens				
Personal services	221,020	221,020	215,617	5,403
Other	137,285	135,799	132,773	3,026
Total senior citizens	<u>358,305</u>	<u>356,819</u>	<u>348,390</u>	<u>8,429</u>
Total public health and w elfare	<u>461,305</u>	<u>459,819</u>	<u>450,917</u>	<u>8,902</u>

(Continued)

CITY OF NORTH RIDGEVILLE, OHIO
SCHEDULE OF REVENUES, EXPENDITURES AND
CHANGES IN FUND BALANCES – BUDGET (NON-GAAP BUDGETARY BASIS) AND ACTUAL
FOR THE YEAR ENDED DECEMBER 31, 2016

	General Fund			Variance w ith Final Budget Positive (Negative)
	Budget Amounts		Actual	
	Original	Final		
Leisure time activities				
Park and recreation				
Personal services	\$142,410	\$142,410	\$139,912	\$2,498
Other	141,110	140,271	135,687	4,584
Total leisure time activities	<u>283,520</u>	<u>282,681</u>	<u>275,599</u>	<u>7,082</u>
Community development				
Building				
Personal services	468,850	468,850	429,894	38,956
Other	272,864	270,962	240,715	30,247
Total building	<u>741,714</u>	<u>739,812</u>	<u>670,609</u>	<u>69,203</u>
Engineer				
Personal services	393,490	393,490	388,599	4,891
Other	190,734	190,737	180,342	10,395
Total engineer	<u>584,224</u>	<u>584,227</u>	<u>568,941</u>	<u>15,286</u>
Total community development	<u>1,325,938</u>	<u>1,324,039</u>	<u>1,239,550</u>	<u>84,489</u>
General government				
Council				
Personal services	204,860	204,860	201,546	3,314
Other	112,511	112,510	101,850	10,660
Total council	<u>317,371</u>	<u>317,370</u>	<u>303,396</u>	<u>13,974</u>
Mayor				
Personal services	171,070	171,880	171,807	73
Other	86,381	85,920	81,268	4,652
Total mayor	<u>257,451</u>	<u>257,800</u>	<u>253,075</u>	<u>4,725</u>
Finance				
Personal services	480,820	480,820	438,933	41,887
Other	301,246	291,222	239,641	51,581
Total finance	<u>782,066</u>	<u>772,042</u>	<u>678,574</u>	<u>93,468</u>
Law director				
Personal services	260,080	260,080	259,784	296
Other	168,420	166,875	149,653	17,222
Total law director	<u>428,500</u>	<u>426,955</u>	<u>409,437</u>	<u>17,518</u>
Computer services				
Personal services	168,630	168,630	167,049	1,581
Other	437,431	414,157	375,536	38,621
Total computer services	<u>606,061</u>	<u>582,787</u>	<u>542,585</u>	<u>40,202</u>

(Continued)

CITY OF NORTH RIDGEVILLE, OHIO
SCHEDULE OF REVENUES, EXPENDITURES AND
CHANGES IN FUND BALANCES – BUDGET (NON-GAAP BUDGETARY BASIS) AND ACTUAL
FOR THE YEAR ENDED DECEMBER 31, 2016

	General Fund			Variance w ith Final Budget Positive (Negative)
	Budget Amounts		Actual	
	Original	Final		
Human resources				
Personal services	\$10,500	\$10,000	\$2,500	\$7,500
Total human resources	<u>10,500</u>	<u>10,000</u>	<u>2,500</u>	<u>7,500</u>
Safety service director				
Personal services	166,230	166,280	165,996	284
Other	79,168	78,555	76,079	2,476
Total safety service director	<u>245,398</u>	<u>244,835</u>	<u>242,075</u>	<u>2,760</u>
Civil service				
Personal services	8,000	8,000	8,000	0
Other	25,870	25,870	17,094	8,776
Total civil service	<u>33,870</u>	<u>33,870</u>	<u>25,094</u>	<u>8,776</u>
General government				
Personal services	35,527	35,527	33,511	2,016
Other	734,980	771,793	634,551	137,242
Total general government	<u>770,507</u>	<u>807,320</u>	<u>668,062</u>	<u>139,258</u>
Public buildings				
Other	205,961	204,025	153,837	50,188
Total public buildings	<u>205,961</u>	<u>204,025</u>	<u>153,837</u>	<u>50,188</u>
Public grounds/cemetery				
Personal services	322,610	322,610	295,484	27,126
Other	228,833	224,926	206,890	18,036
Total public grounds/cemetery	<u>551,443</u>	<u>547,536</u>	<u>502,374</u>	<u>45,162</u>
Total general government	<u>4,209,128</u>	<u>4,204,540</u>	<u>3,781,009</u>	<u>423,531</u>
Total expenditures	<u>12,979,440</u>	<u>12,964,948</u>	<u>12,016,350</u>	<u>948,598</u>
Excess (deficiency) of revenues over expenditures	<u>(9,414,412)</u>	<u>(9,399,920)</u>	<u>(8,147,499)</u>	<u>1,252,421</u>

(Continued)

CITY OF NORTH RIDGEVILLE, OHIO
SCHEDULE OF REVENUES, EXPENDITURES AND
CHANGES IN FUND BALANCES – BUDGET (NON-GAAP BUDGETARY BASIS) AND ACTUAL
FOR THE YEAR ENDED DECEMBER 31, 2016

(Concluded)

	General Fund			Variance with Final Budget Positive (Negative)
	Budget Amounts		Actual	
	Original	Final		
Other financing sources (uses)				
Transfers-in	\$7,650,000	\$7,650,000	\$7,650,000	\$0
Advances-in	200,000	200,000	200,000	0
Note proceeds	0	0	0	0
Bond proceeds	0	0	0	0
Premium on debt issue	0	0	0	0
Proceeds from sale of assets	0	0	0	0
Advances-out	(100,000)	(100,000)	(7,600)	92,400
Transfers-out	(248,000)	(248,000)	(248,000)	0
Total other financing sources (uses)	<u>7,502,000</u>	<u>7,502,000</u>	<u>7,594,400</u>	<u>92,400</u>
Excess (deficiency) of revenues over expenditures and other financing sources (uses)	(1,912,412)	(1,897,920)	(553,099)	1,344,821
Prior year encumbrances	242,820	242,820	242,820	0
Fund balances, beginning of year	<u>2,239,497</u>	<u>2,239,497</u>	<u>2,239,497</u>	<u>0</u>
Fund balances, end of year	<u><u>\$569,905</u></u>	<u><u>\$584,397</u></u>	<u><u>\$1,929,218</u></u>	<u><u>\$1,344,821</u></u>

CITY OF NORTH RIDGEVILLE, OHIO
SCHEDULE OF REVENUES, EXPENDITURES AND
CHANGES IN FUND BALANCES – BUDGET (NON-GAAP BUDGETARY BASIS) AND ACTUAL
FOR THE YEAR ENDED DECEMBER 31, 2016

	Capital Projects Fund			Variance w ith Final Budget Positive (Negative)
	Budget Amounts		Actual	
	Original	Final		
Revenues				
Interest	\$1,000	\$1,000	\$34,513	\$33,513
Contributions	1,355,900	2,512,900	2,657,000	144,100
Total revenues	<u>1,356,900</u>	<u>2,513,900</u>	<u>2,691,513</u>	<u>177,613</u>
Expenditures				
Other	4,234,038	15,608,288	6,289,680	9,318,608
Debt service				
Principal	3,027,750	4,591,650	4,591,632	18
Interest and fiscal charges	170,610	285,310	253,613	31,697
Total expenditures	<u>7,432,398</u>	<u>20,485,248</u>	<u>11,134,925</u>	<u>9,350,323</u>
Excess (deficiency) of revenues over expenditures	<u>(6,075,498)</u>	<u>(17,971,348)</u>	<u>(8,443,412)</u>	<u>9,527,936</u>
Other financing sources				
Transfers-in	1,350,000	1,350,000	1,350,000	0
Note proceeds	3,922,000	6,514,000	6,514,000	0
Bond proceeds	0	9,107,500	9,107,500	0
Premium on debt issue	0	114,600	129,973	15,373
Total other financing sources	<u>5,272,000</u>	<u>17,086,100</u>	<u>17,101,473</u>	<u>15,373</u>
Excess (deficiency) of revenues over expenditures and other financing sources (uses)	(803,498)	(885,248)	8,658,061	9,543,309
Prior year encumbrances	509,636	509,636	509,636	0
Fund balances, beginning of year	<u>395,961</u>	<u>395,961</u>	<u>395,961</u>	<u>0</u>
Fund balances, end of year	<u><u>\$102,099</u></u>	<u><u>\$20,349</u></u>	<u><u>\$9,563,658</u></u>	<u><u>\$9,543,309</u></u>

CITY OF NORTH RIDGEVILLE, OHIO
SCHEDULE OF REVENUES, EXPENDITURES AND
CHANGES IN FUND BALANCES – BUDGET (NON-GAAP BUDGETARY BASIS) AND ACTUAL
FOR THE YEAR ENDED DECEMBER 31, 2016

	Income Tax Fund			Variance w with Final Budget Positive (Negative)
	Budget Amounts		Actual	
	Original	Final		
Revenues				
Property and other local taxes	\$9,600,000	\$9,600,000	\$10,785,943	\$1,185,943
Interest	5,000	5,000	12,966	7,966
Miscellaneous	0	0	59,347	59,347
Total revenues	<u>9,605,000</u>	<u>9,605,000</u>	<u>10,858,256</u>	<u>1,253,256</u>
Expenditures				
Current				
General government				
Other	412,950	413,950	413,423	527
Total expenditures	<u>412,950</u>	<u>413,950</u>	<u>413,423</u>	<u>527</u>
Excess (deficiency) of revenues over expenditures	<u>9,192,050</u>	<u>9,191,050</u>	<u>10,444,833</u>	<u>1,253,783</u>
Other financing (uses)				
Transfers-out	(9,000,000)	(9,000,000)	(9,000,000)	0
Total other financing (uses)	<u>(9,000,000)</u>	<u>(9,000,000)</u>	<u>(9,000,000)</u>	<u>0</u>
Excess (deficiency) of revenues over expenditures and other financing sources (uses)	192,050	191,050	1,444,833	1,253,783
Prior year encumbrances	0	0	0	0
Fund balances, beginning of year	<u>1,233,026</u>	<u>1,233,026</u>	<u>1,233,026</u>	<u>0</u>
Fund balances, end of year	<u>\$1,425,076</u>	<u>\$1,424,076</u>	<u>\$2,677,859</u>	<u>\$1,253,783</u>

CITY OF NORTH RIDGEVILLE, OHIO
SCHEDULE OF REVENUES, EXPENDITURES AND
CHANGES IN FUND BALANCES – BUDGET (NON-GAAP BUDGETARY BASIS) AND ACTUAL
FOR THE YEAR ENDED DECEMBER 31, 2016

	Payroll and Benefits Reserve Fund			Variance w with Final Budget Positive (Negative)
	Budget Amounts		Actual	
	Original	Final		
Revenues				
Interest	\$0	\$0	\$2,787	\$2,787
Total revenues	<u>0</u>	<u>0</u>	<u>2,787</u>	<u>2,787</u>
Excess (deficiency) of revenues over expenditures	<u>0</u>	<u>0</u>	<u>2,787</u>	<u>0</u>
Other financing sources				
Transfers-in	200,000	200,000	200,000	0
Total other financing sources	<u>200,000</u>	<u>200,000</u>	<u>200,000</u>	<u>0</u>
Excess (deficiency) of revenues over expenditures and other financing sources (uses)	200,000	200,000	202,787	0
Prior year encumbrances	0	0	0	0
Fund balances, beginning of year	<u>600,831</u>	<u>600,831</u>	<u>600,831</u>	<u>0</u>
Fund balances, end of year	<u><u>\$800,831</u></u>	<u><u>\$800,831</u></u>	<u><u>\$803,618</u></u>	<u><u>\$0</u></u>

CITY OF NORTH RIDGEVILLE, OHIO
SCHEDULE OF REVENUES, EXPENDITURES AND
CHANGES IN FUND BALANCES – BUDGET (NON-GAAP BUDGETARY BASIS) AND ACTUAL
FOR THE YEAR ENDED DECEMBER 31, 2016

	Street Construction, Maintenance and Repair Fund (SCMR)			Variance with Final Budget Positive (Negative)
	Budget Amounts		Actual	
	Original	Final		
Revenues				
Intergovernmental revenue	\$1,290,000	\$1,290,000	\$1,303,792	\$13,792
Interest	200	200	1,223	1,023
Miscellaneous	200	200	3,837	3,637
Total revenues	<u>1,290,400</u>	<u>1,290,400</u>	<u>1,308,852</u>	<u>18,452</u>
Expenditures				
Current				
Streets				
Transportation				
Personal services	883,030	883,030	800,276	82,754
Other	743,150	738,829	702,616	36,213
Total expenditures	<u>1,626,180</u>	<u>1,621,859</u>	<u>1,502,892</u>	<u>118,967</u>
Excess (deficiency) of revenues over expenditures	<u>(335,780)</u>	<u>(331,459)</u>	<u>(194,040)</u>	<u>137,419</u>
Other financing (uses)				
Transfers-out	(5,500)	0	0	0
Total other financing (uses)	<u>(5,500)</u>	<u>0</u>	<u>0</u>	<u>0</u>
Excess (deficiency) of revenues over expenditures and other financing sources (uses)	(341,280)	(331,459)	(194,040)	137,419
Prior year encumbrances	27,369	27,369	27,369	0
Fund balances, beginning of year	<u>318,756</u>	<u>318,756</u>	<u>318,756</u>	<u>0</u>
Fund balances, end of year	<u><u>\$4,845</u></u>	<u><u>\$14,666</u></u>	<u><u>\$152,085</u></u>	<u><u>\$137,419</u></u>

CITY OF NORTH RIDGEVILLE, OHIO
SCHEDULE OF REVENUES, EXPENDITURES AND
CHANGES IN FUND BALANCES – BUDGET (NON-GAAP BUDGETARY BASIS) AND ACTUAL
FOR THE YEAR ENDED DECEMBER 31, 2016

	State Highway Fund			Variance w Final Budget Positive (Negative)
	Budget Amounts		Actual	
	Original	Final		
Revenues				
Intergovernmental revenue	\$97,000	\$97,000	\$105,498	\$8,498
Interest	100	100	98	(2)
Total revenues	<u>97,100</u>	<u>97,100</u>	<u>105,596</u>	<u>8,496</u>
Expenditures				
Current				
Transportation				
Other	152,000	152,000	151,673	327
Total expenditures	<u>152,000</u>	<u>152,000</u>	<u>151,673</u>	<u>327</u>
Excess (deficiency) of revenues over expenditures	(54,900)	(54,900)	(46,077)	8,823
Prior year encumbrances	52,000	52,000	52,000	0
Fund balances, beginning of year	<u>3,826</u>	<u>3,826</u>	<u>3,826</u>	<u>0</u>
Fund balances, end of year	<u><u>\$926</u></u>	<u><u>\$926</u></u>	<u><u>\$9,749</u></u>	<u><u>\$8,823</u></u>

CITY OF NORTH RIDGEVILLE, OHIO
SCHEDULE OF REVENUES, EXPENDITURES AND
CHANGES IN FUND BALANCES – BUDGET (NON-GAAP BUDGETARY BASIS) AND ACTUAL
FOR THE YEAR ENDED DECEMBER 31, 2016

	Motor Vehicle License Tax Fund			Variance w with Final Budget Positive (Negative)
	Budget Amounts		Actual	
	Original	Final		
Revenues				
Intergovernmental revenue	\$485,000	\$485,000	\$656,341	\$171,341
Interest	100	100	777	677
Miscellaneous	0	0	1,050	1,050
Total revenues	<u>485,100</u>	<u>485,100</u>	<u>658,168</u>	<u>173,068</u>
Expenditures				
Current				
Transportation				
Personal services	172,780	172,780	172,004	776
Other	392,781	373,462	351,731	21,731
Debt service				
Principal	6,170	6,170	6,169	1
Total expenditures	<u>571,731</u>	<u>552,412</u>	<u>529,904</u>	<u>22,508</u>
Excess (deficiency) of revenues over expenditures	(86,631)	(67,312)	128,264	195,576
Prior year encumbrances	15,029	15,029	15,029	0
Fund balances, beginning of year	<u>102,006</u>	<u>102,006</u>	<u>102,006</u>	<u>0</u>
Fund balances, end of year	<u><u>\$30,404</u></u>	<u><u>\$49,723</u></u>	<u><u>\$245,299</u></u>	<u><u>\$195,576</u></u>

CITY OF NORTH RIDGEVILLE, OHIO
SCHEDULE OF REVENUES, EXPENDITURES AND
CHANGES IN FUND BALANCES – BUDGET (NON-GAAP BUDGETARY BASIS) AND ACTUAL
FOR THE YEAR ENDED DECEMBER 31, 2016

	Street Levy Fund			Variance w with Final Budget Positive (Negative)
	Budget Amounts		Actual	
	Original	Final		
Revenues				
Property and other local taxes	\$1,187,677	\$1,187,677	\$1,198,376	\$10,699
Intergovernmental revenue	187,000	187,000	420,926	233,926
Interest	3,000	3,000	7,778	4,778
Miscellaneous	132,400	2,400	296	(2,104)
Total revenues	<u>1,510,077</u>	<u>1,380,077</u>	<u>1,627,376</u>	<u>247,299</u>
Expenditures				
Current				
Transportation				
Other	2,341,762	2,528,782	1,892,645	636,137
Debt service				
Principal	179,200	179,200	179,165	35
Interest and fiscal charges	1,600	1,600	1,600	0
Total expenditures	<u>2,522,562</u>	<u>2,709,582</u>	<u>2,073,410</u>	<u>636,172</u>
Excess (deficiency) of revenues over expenditures	(1,012,485)	(1,329,505)	(446,034)	883,471
Prior year encumbrances	120,087	120,087	120,087	0
Fund balances, beginning of year	<u>1,257,055</u>	<u>1,257,055</u>	<u>1,257,055</u>	<u>0</u>
Fund balances, end of year	<u><u>\$364,657</u></u>	<u><u>\$47,637</u></u>	<u><u>\$931,108</u></u>	<u><u>\$883,471</u></u>

CITY OF NORTH RIDGEVILLE, OHIO
SCHEDULE OF REVENUES, EXPENDITURES AND
CHANGES IN FUND BALANCES – BUDGET (NON-GAAP BUDGETARY BASIS) AND ACTUAL
FOR THE YEAR ENDED DECEMBER 31, 2016

	Surface Drainage Fund			Variance w with Final Budget Positive (Negative)
	Budget Amounts		Actual	
	Original	Final		
Revenues				
Interest	\$100	\$100	\$266	\$166
Miscellaneous	116,000	134,500	144,502	10,002
Total revenues	<u>116,100</u>	<u>134,600</u>	<u>144,768</u>	<u>10,168</u>
Expenditures				
Current				
Transportation				
Personal services	74,320	74,320	68,836	5,484
Other	117,314	129,217	121,756	7,461
Debt service				
Principal	7,190	7,190	7,180	10
Total expenditures	<u>198,824</u>	<u>210,727</u>	<u>197,772</u>	<u>12,955</u>
Excess (deficiency) of revenues over expenditures	<u>(82,724)</u>	<u>(76,127)</u>	<u>(53,004)</u>	<u>23,123</u>
Other financing sources				
Transfers-in	48,000	48,000	48,000	0
Total other financing sources	<u>48,000</u>	<u>48,000</u>	<u>48,000</u>	<u>0</u>
Excess (deficiency) of revenues over expenditures and other financing sources (uses)	<u>(34,724)</u>	<u>(28,127)</u>	<u>(5,004)</u>	<u>23,123</u>
Prior year encumbrances	9,853	9,853	9,853	0
Fund balances, beginning of year	<u>26,043</u>	<u>26,043</u>	<u>26,043</u>	<u>0</u>
Fund balances, end of year	<u>\$1,172</u>	<u>\$7,769</u>	<u>\$30,892</u>	<u>\$23,123</u>

CITY OF NORTH RIDGEVILLE, OHIO
SCHEDULE OF REVENUES, EXPENDITURES AND
CHANGES IN FUND BALANCES – BUDGET (NON-GAAP BUDGETARY BASIS) AND ACTUAL
FOR THE YEAR ENDED DECEMBER 31, 2016

	Police Levy Fund			Variance w Final Budget Positive (Negative)
	Budget Amounts		Actual	
	Original	Final		
Revenues				
Property and other local taxes	\$1,217,852	\$1,217,852	\$1,229,913	\$12,061
Intergovernmental revenue	193,000	193,000	189,268	(3,732)
Interest	100	100	1,346	1,246
Total revenues	<u>1,410,952</u>	<u>1,410,952</u>	<u>1,420,527</u>	<u>9,575</u>
Expenditures				
Current				
Security of persons and property				
Personal services	1,163,140	1,163,140	1,157,433	5,707
Other	325,700	325,700	324,807	893
Total expenditures	<u>1,488,840</u>	<u>1,488,840</u>	<u>1,482,240</u>	<u>6,600</u>
Excess (deficiency) of revenues over expenditures	(77,888)	(77,888)	(61,713)	16,175
Prior year encumbrances	0	0	0	0
Fund balances, beginning of year	<u>100,954</u>	<u>100,954</u>	<u>100,954</u>	<u>0</u>
Fund balances, end of year	<u><u>\$23,066</u></u>	<u><u>\$23,066</u></u>	<u><u>\$39,241</u></u>	<u><u>\$16,175</u></u>

CITY OF NORTH RIDGEVILLE, OHIO
SCHEDULE OF REVENUES, EXPENDITURES AND
CHANGES IN FUND BALANCES – BUDGET (NON-GAAP BUDGETARY BASIS) AND ACTUAL
FOR THE YEAR ENDED DECEMBER 31, 2016

	Police Pension Fund			Variance w with Final Budget Positive (Negative)
	Budget Amounts		Actual	
	Original	Final		
Revenues				
Property and other local taxes	\$199,994	\$199,994	\$201,207	\$1,213
Intergovernmental revenue	31,000	31,000	31,164	164
Interest	0	0	275	275
Total revenues	<u>230,994</u>	<u>230,994</u>	<u>232,646</u>	<u>1,652</u>
Expenditures				
Current				
Security of persons and property				
Personal services	<u>238,600</u>	<u>238,600</u>	<u>238,520</u>	<u>80</u>
Total expenditures	<u>238,600</u>	<u>238,600</u>	<u>238,520</u>	<u>80</u>
Excess (deficiency) of revenues over expenditures	(7,606)	(7,606)	(5,874)	1,732
Prior year encumbrances	0	0	0	0
Fund balances, beginning of year	<u>18,538</u>	<u>18,538</u>	<u>18,538</u>	<u>0</u>
Fund balances, end of year	<u><u>\$10,932</u></u>	<u><u>\$10,932</u></u>	<u><u>\$12,664</u></u>	<u><u>\$1,732</u></u>

CITY OF NORTH RIDGEVILLE, OHIO
SCHEDULE OF REVENUES, EXPENDITURES AND
CHANGES IN FUND BALANCES – BUDGET (NON-GAAP BUDGETARY BASIS) AND ACTUAL
FOR THE YEAR ENDED DECEMBER 31, 2016

	Law Enforcement Trust Fund			Variance w with Final Budget Positive (Negative)
	Budget Amounts		Actual	
	Original	Final		
Revenues				
Interest	\$0	\$0	\$16	\$16
Miscellaneous	2,000	2,000	2,357	357
Total revenues	<u>2,000</u>	<u>2,000</u>	<u>2,373</u>	<u>373</u>
Expenditures				
Current				
Security of persons and property				
Other	6,000	6,000	5,184	816
Total expenditures	<u>6,000</u>	<u>6,000</u>	<u>5,184</u>	<u>816</u>
Excess (deficiency) of revenues over expenditures	(4,000)	(4,000)	(2,811)	1,189
Prior year encumbrances	0	0	0	0
Fund balances, beginning of year	<u>5,298</u>	<u>5,298</u>	<u>5,298</u>	<u>0</u>
Fund balances, end of year	<u><u>\$1,298</u></u>	<u><u>\$1,298</u></u>	<u><u>\$2,487</u></u>	<u><u>\$1,189</u></u>

CITY OF NORTH RIDGEVILLE, OHIO
SCHEDULE OF REVENUES, EXPENDITURES AND
CHANGES IN FUND BALANCES – BUDGET (NON-GAAP BUDGETARY BASIS) AND ACTUAL
FOR THE YEAR ENDED DECEMBER 31, 2016

	Local Law Enforcement Assistance Fund			Variance w with Final Budget Positive (Negative)
	Budget Amounts		Actual	
	Original	Final		
Revenues				
Interest	\$0	\$0	\$31	\$31
Miscellaneous	2,700	2,700	10,420	7,720
Total revenues	<u>2,700</u>	<u>2,700</u>	<u>10,451</u>	<u>7,751</u>
Expenditures				
Current				
Security of persons and property				
Other	6,200	6,200	2,495	3,705
Total expenditures	<u>6,200</u>	<u>6,200</u>	<u>2,495</u>	<u>3,705</u>
Excess (deficiency) of revenues over expenditures	(3,500)	(3,500)	7,956	11,456
Prior year encumbrances	200	200	200	0
Fund balances, beginning of year	<u>6,308</u>	<u>6,308</u>	<u>6,308</u>	<u>0</u>
Fund balances, end of year	<u><u>\$3,008</u></u>	<u><u>\$3,008</u></u>	<u><u>\$14,464</u></u>	<u><u>\$11,456</u></u>

CITY OF NORTH RIDGEVILLE, OHIO
SCHEDULE OF REVENUES, EXPENDITURES AND
CHANGES IN FUND BALANCES – BUDGET (NON-GAAP BUDGETARY BASIS) AND ACTUAL
FOR THE YEAR ENDED DECEMBER 31, 2016

	Drug Law Enforcement Trust Fund			Variance with Final Budget Positive (Negative)
	Budget Amounts		Actual	
	Original	Final		
Revenues				
Fines, licenses, and permits	\$500	\$500	\$675	\$175
Interest	0	0	2	2
Miscellaneous	0	0	325	325
Total revenues	<u>500</u>	<u>500</u>	<u>1,002</u>	<u>502</u>
Expenditures				
Current				
Security of persons and property				
Other	1,971	1,971	1,508	463
Total expenditures	<u>1,971</u>	<u>1,971</u>	<u>1,508</u>	<u>463</u>
Excess (deficiency) of revenues over expenditures	(1,471)	(1,471)	(506)	965
Prior year encumbrances	175	175	175	0
Fund balances, beginning of year	<u>1,895</u>	<u>1,895</u>	<u>1,895</u>	<u>0</u>
Fund balances, end of year	<u><u>\$599</u></u>	<u><u>\$599</u></u>	<u><u>\$1,564</u></u>	<u><u>\$965</u></u>

CITY OF NORTH RIDGEVILLE, OHIO
SCHEDULE OF REVENUES, EXPENDITURES AND
CHANGES IN FUND BALANCES – BUDGET (NON-GAAP BUDGETARY BASIS) AND ACTUAL
FOR THE YEAR ENDED DECEMBER 31, 2016

DUI Enforcement and Education Trust Fund				
	Budget Amounts		Actual	Variance w with Final Budget Positive (Negative)
	Original	Final		
Revenues				
Fines, licenses, and permits	\$10,000	\$9,000	\$10,454	\$1,454
Interest	100	100	227	127
Total revenues	<u>10,100</u>	<u>9,100</u>	<u>10,681</u>	<u>1,581</u>
Expenditures				
Current				
Security of persons and property				
Other	40,570	40,054	21,269	18,785
Total expenditures	<u>40,570</u>	<u>40,054</u>	<u>21,269</u>	<u>18,785</u>
Excess (deficiency) of revenues over expenditures	(30,470)	(30,954)	(10,588)	20,366
Prior year encumbrances	570	570	570	0
Fund balances, beginning of year	<u>46,442</u>	<u>46,442</u>	<u>46,442</u>	<u>0</u>
Fund balances, end of year	<u><u>\$16,542</u></u>	<u><u>\$16,058</u></u>	<u><u>\$36,424</u></u>	<u><u>\$20,366</u></u>

CITY OF NORTH RIDGEVILLE, OHIO
SCHEDULE OF REVENUES, EXPENDITURES AND
CHANGES IN FUND BALANCES – BUDGET (NON-GAAP BUDGETARY BASIS) AND ACTUAL
FOR THE YEAR ENDED DECEMBER 31, 2016

	Clerk of Courts Computer Service Fund			Variance w with Final Budget Positive (Negative)
	Budget Amounts		Actual	
	Original	Final		
Revenues				
Fines, licenses, and permits	\$23,000	\$23,000	\$35,243	\$12,243
Interest	300	300	925	625
Total revenues	<u>23,300</u>	<u>23,300</u>	<u>36,168</u>	<u>12,868</u>
Expenditures				
Current				
Security of persons and property				
Other	63,600	63,600	30,432	33,168
Total expenditures	<u>63,600</u>	<u>63,600</u>	<u>30,432</u>	<u>33,168</u>
Excess (deficiency) of revenues over expenditures	(40,300)	(40,300)	5,736	46,036
Prior year encumbrances	600	600	600	0
Fund balances, beginning of year	<u>190,525</u>	<u>190,525</u>	<u>190,525</u>	<u>0</u>
Fund balances, end of year	<u><u>\$150,825</u></u>	<u><u>\$150,825</u></u>	<u><u>\$196,861</u></u>	<u><u>\$46,036</u></u>

CITY OF NORTH RIDGEVILLE, OHIO
SCHEDULE OF REVENUES, EXPENDITURES AND
CHANGES IN FUND BALANCES – BUDGET (NON-GAAP BUDGETARY BASIS) AND ACTUAL
FOR THE YEAR ENDED DECEMBER 31, 2016

	Court Computerization Fund			Variance w with Final Budget Positive (Negative)
	Budget Amounts		Actual	
	Original	Final		
Revenues				
Fines, licenses, and permits	\$10,000	\$10,000	\$10,895	\$895
Interest	200	200	459	259
Total revenues	<u>10,200</u>	<u>10,200</u>	<u>11,354</u>	<u>1,154</u>
Expenditures				
Current				
Security of persons and property				
Other	84,500	84,500	2,561	81,939
Total expenditures	<u>84,500</u>	<u>84,500</u>	<u>2,561</u>	<u>81,939</u>
Excess (deficiency) of revenues over expenditures	(74,300)	(74,300)	8,793	83,093
Prior year encumbrances	0	0	0	0
Fund balances, beginning of year	<u>95,244</u>	<u>95,244</u>	<u>95,244</u>	<u>0</u>
Fund balances, end of year	<u><u>\$20,944</u></u>	<u><u>\$20,944</u></u>	<u><u>\$104,037</u></u>	<u><u>\$83,093</u></u>

CITY OF NORTH RIDGEVILLE, OHIO
SCHEDULE OF REVENUES, EXPENDITURES AND
CHANGES IN FUND BALANCES – BUDGET (NON-GAAP BUDGETARY BASIS) AND ACTUAL
FOR THE YEAR ENDED DECEMBER 31, 2016

	Fire Levy Fund			Variance w with Final Budget Positive (Negative)
	Budget Amounts		Actual	
	Original	Final		
Revenues				
Property and other local taxes	\$1,186,677	\$1,186,677	\$1,198,376	\$11,699
Intergovernmental revenue	188,000	188,000	184,415	(3,585)
Interest	100	100	857	757
Miscellaneous	0	0	6,126	6,126
Total revenues	<u>1,374,777</u>	<u>1,374,777</u>	<u>1,389,774</u>	<u>14,997</u>
Expenditures				
Current				
Security of persons and property				
Personal services	827,380	835,110	829,550	5,560
Other	567,990	560,260	553,505	6,755
Total expenditures	<u>1,395,370</u>	<u>1,395,370</u>	<u>1,383,055</u>	<u>12,315</u>
Excess (deficiency) of revenues over expenditures	(20,593)	(20,593)	6,719	27,312
Prior year encumbrances	0	0	0	0
Fund balances, beginning of year	<u>28,148</u>	<u>28,148</u>	<u>28,148</u>	<u>0</u>
Fund balances, end of year	<u><u>\$7,555</u></u>	<u><u>\$7,555</u></u>	<u><u>\$34,867</u></u>	<u><u>\$27,312</u></u>

CITY OF NORTH RIDGEVILLE, OHIO
SCHEDULE OF REVENUES, EXPENDITURES AND
CHANGES IN FUND BALANCES – BUDGET (NON-GAAP BUDGETARY BASIS) AND ACTUAL
FOR THE YEAR ENDED DECEMBER 31, 2016

	Fire Pension Fund			Variance w with Final Budget Positive (Negative)
	Budget Amounts		Actual	
	Original	Final		
Revenues				
Property and other local taxes	\$199,994	\$199,994	\$201,207	\$1,213
Intergovernmental revenue	31,000	31,000	31,164	164
Interest	0	0	230	230
Total revenues	<u>230,994</u>	<u>230,994</u>	<u>232,601</u>	<u>1,607</u>
Expenditures				
Current				
Security of persons and property				
Personal services	<u>243,600</u>	<u>243,600</u>	<u>243,415</u>	<u>185</u>
Total expenditures	<u>243,600</u>	<u>243,600</u>	<u>243,415</u>	<u>185</u>
Excess (deficiency) of revenues over expenditures	(12,606)	(12,606)	(10,814)	1,792
Prior year encumbrances	0	0	0	0
Fund balances, beginning of year	<u>20,597</u>	<u>20,597</u>	<u>20,597</u>	<u>0</u>
Fund balances, end of year	<u><u>\$7,991</u></u>	<u><u>\$7,991</u></u>	<u><u>\$9,783</u></u>	<u><u>\$1,792</u></u>

CITY OF NORTH RIDGEVILLE, OHIO
SCHEDULE OF REVENUES, EXPENDITURES AND
CHANGES IN FUND BALANCES – BUDGET (NON-GAAP BUDGETARY BASIS) AND ACTUAL
FOR THE YEAR ENDED DECEMBER 31, 2016

	Paramedic Levy Fund			Variance w with Final Budget Positive (Negative)
	Budget Amounts		Actual	
	Original	Final		
Revenues				
Property and other local taxes	\$1,093,149	\$1,093,149	\$1,103,768	\$10,619
Intergovernmental revenue	173,000	173,000	169,856	(3,144)
Interest	0	0	1,082	1,082
Miscellaneous	100	100	2,627	2,527
Total revenues	<u>1,266,249</u>	<u>1,266,249</u>	<u>1,277,333</u>	<u>11,084</u>
Expenditures				
Current				
Security of persons and property				
Personal services	898,620	898,620	896,448	2,172
Other	481,672	479,828	458,545	21,283
Total expenditures	<u>1,380,292</u>	<u>1,378,448</u>	<u>1,354,993</u>	<u>23,455</u>
Excess (deficiency) of revenues over expenditures	(114,043)	(112,199)	(77,660)	34,539
Prior year encumbrances	3,941	3,941	3,941	0
Fund balances, beginning of year	<u>111,576</u>	<u>111,576</u>	<u>111,576</u>	<u>0</u>
Fund balances, end of year	<u><u>\$1,474</u></u>	<u><u>\$3,318</u></u>	<u><u>\$37,857</u></u>	<u><u>\$34,539</u></u>

CITY OF NORTH RIDGEVILLE, OHIO
SCHEDULE OF REVENUES, EXPENDITURES AND
CHANGES IN FUND BALANCES – BUDGET (NON-GAAP BUDGETARY BASIS) AND ACTUAL
FOR THE YEAR ENDED DECEMBER 31, 2016

	Ambulance Fund			Variance w with Final Budget Positive (Negative)
	Budget Amounts		Actual	
	Original	Final		
Revenues				
Charges for services	\$700,000	\$700,000	\$726,817	\$26,817
Interest	1,000	1,000	1,999	999
Miscellaneous	0	0	1,934	1,934
Total revenues	<u>701,000</u>	<u>701,000</u>	<u>730,750</u>	<u>29,750</u>
Expenditures				
Current				
Security of persons and property				
Personal services	281,660	281,660	280,494	1,166
Other	673,004	666,185	543,779	122,406
Total expenditures	<u>954,664</u>	<u>947,845</u>	<u>824,273</u>	<u>123,572</u>
Excess (deficiency) of revenues over expenditures	(253,664)	(246,845)	(93,523)	153,322
Prior year encumbrances	89,501	89,501	89,501	0
Fund balances, beginning of year	<u>338,920</u>	<u>338,920</u>	<u>338,920</u>	<u>0</u>
Fund balances, end of year	<u><u>\$174,757</u></u>	<u><u>\$181,576</u></u>	<u><u>\$334,898</u></u>	<u><u>\$153,322</u></u>

CITY OF NORTH RIDGEVILLE, OHIO
SCHEDULE OF REVENUES, EXPENDITURES AND
CHANGES IN FUND BALANCES – BUDGET (NON-GAAP BUDGETARY BASIS) AND ACTUAL
FOR THE YEAR ENDED DECEMBER 31, 2016

	State and Other Grants			Variance w with Final Budget Positive (Negative)
	Budget Amounts		Actual	
	Original	Final		
Revenues				
Intergovernmental revenue	\$438,692	\$327,948	\$327,973	\$25
Total revenues	<u>438,692</u>	<u>327,948</u>	<u>327,973</u>	<u>25</u>
Expenditures				
Current				
General government				
Other	444,384	443,127	326,063	117,064
Total expenditures	<u>444,384</u>	<u>443,127</u>	<u>326,063</u>	<u>117,064</u>
Excess (deficiency) of revenues over expenditures	(5,692)	(115,179)	1,910	117,089
Prior year encumbrances	4,708	4,708	4,708	0
Fund balances, beginning of year	<u>111,098</u>	<u>111,098</u>	<u>111,098</u>	<u>0</u>
Fund balances, end of year	<u>\$110,114</u>	<u>\$627</u>	<u>\$117,716</u>	<u>\$117,089</u>

CITY OF NORTH RIDGEVILLE, OHIO
SCHEDULE OF REVENUES, EXPENDITURES AND
CHANGES IN FUND BALANCES – BUDGET (NON-GAAP BUDGETARY BASIS) AND ACTUAL
FOR THE YEAR ENDED DECEMBER 31, 2016

	Federal Grants Fund			Variance w with Final Budget Positive (Negative)
	Budget Amounts		Actual	
	Original	Final		
Revenues				
Intergovernmental revenue	\$499,230	\$430,087	\$491,239	\$61,152
Interest	10,000	10,000	376	(9,624)
Total revenues	<u>509,230</u>	<u>440,087</u>	<u>491,615</u>	<u>51,528</u>
Expenditures				
Current				
General government				
Other	559,958	552,830	533,864	18,966
Total expenditures	<u>559,958</u>	<u>552,830</u>	<u>533,864</u>	<u>18,966</u>
Excess (deficiency) of revenues over expenditures	<u>(50,728)</u>	<u>(112,743)</u>	<u>(42,249)</u>	<u>70,494</u>
Other financing sources (uses)				
Advances-in	100,000	0	0	0
Advances-out	(200,000)	(200,000)	(200,000)	0
Total other financing sources (uses)	<u>(100,000)</u>	<u>(200,000)</u>	<u>(200,000)</u>	<u>0</u>
Excess (deficiency) of revenues over expenditures and other financing sources (uses)	(150,728)	(312,743)	(242,249)	70,494
Prior year encumbrances	836	836	836	0
Fund balances, beginning of year	<u>314,519</u>	<u>314,519</u>	<u>314,519</u>	<u>0</u>
Fund balances, end of year	<u>\$164,627</u>	<u>\$2,612</u>	<u>\$73,106</u>	<u>\$70,494</u>

CITY OF NORTH RIDGEVILLE, OHIO
SCHEDULE OF REVENUES, EXPENDITURES AND
CHANGES IN FUND BALANCES – BUDGET (NON-GAAP BUDGETARY BASIS) AND ACTUAL
FOR THE YEAR ENDED DECEMBER 31, 2016

	Cemetery Fund			Variance w with Final Budget Positive (Negative)
	Budget Amounts		Actual	
	Original	Final		
Revenues				
Charges for services	\$19,800	\$12,800	\$13,500	\$700
Interest	200	200	1,162	962
Total revenues	<u>20,000</u>	<u>13,000</u>	<u>14,662</u>	<u>1,662</u>
Expenditures				
Current				
Public health and w elfare				
Other	29,540	29,540	14,547	14,993
Total expenditures	<u>29,540</u>	<u>29,540</u>	<u>14,547</u>	<u>14,993</u>
Excess (deficiency) of revenues over expenditures	(9,540)	(16,540)	115	16,655
Prior year encumbrances	0	0	0	0
Fund balances, beginning of year	<u>251,599</u>	<u>251,599</u>	<u>251,599</u>	<u>0</u>
Fund balances, end of year	<u><u>\$242,059</u></u>	<u><u>\$235,059</u></u>	<u><u>\$251,714</u></u>	<u><u>\$16,655</u></u>

CITY OF NORTH RIDGEVILLE, OHIO
SCHEDULE OF REVENUES, EXPENDITURES AND
CHANGES IN FUND BALANCES – BUDGET (NON-GAAP BUDGETARY BASIS) AND ACTUAL
FOR THE YEAR ENDED DECEMBER 31, 2016

	Park and Recreation Trust Fund			Variance w Final Budget Positive (Negative)
	Budget Amounts		Actual	
	Original	Final		
Revenues				
Charges for services	\$162,000	\$162,000	\$187,387	\$25,387
Intergovernmental revenue	0	0	500	500
Interest	300	300	1,079	779
Miscellaneous	0	0	2,031	2,031
Total revenues	<u>162,300</u>	<u>162,300</u>	<u>190,997</u>	<u>28,697</u>
Expenditures				
Current				
Leisure time activities				
Personal services	35,100	35,100	18,976	16,124
Other	212,929	209,248	163,892	45,356
Total expenditures	<u>248,029</u>	<u>244,348</u>	<u>182,868</u>	<u>61,480</u>
Excess (deficiency) of revenues over expenditures	(85,729)	(82,048)	8,129	90,177
Prior year encumbrances	11,474	11,474	11,474	0
Fund balances, beginning of year	<u>187,853</u>	<u>187,853</u>	<u>187,853</u>	<u>0</u>
Fund balances, end of year	<u>\$113,598</u>	<u>\$117,279</u>	<u>\$207,456</u>	<u>\$90,177</u>

CITY OF NORTH RIDGEVILLE, OHIO
SCHEDULE OF REVENUES, EXPENDITURES AND
CHANGES IN FUND BALANCES – BUDGET (NON-GAAP BUDGETARY BASIS) AND ACTUAL
FOR THE YEAR ENDED DECEMBER 31, 2016

Park and Recreation Improvement Fund				Variance w with Final Budget Positive (Negative)
	Budget Amounts		Actual	
	Original	Final		
Revenues				
Fines, licenses, and permits	\$50,000	\$50,000	\$50,250	\$250
Interest	100	100	929	829
Total revenues	50,100	50,100	51,179	1,079
Expenditures				
Current				
Leisure time activities				
Other	74,100	74,100	18,550	55,550
Debt service				
Principal	20,000	20,000	20,000	0
Interest and fiscal charges	1,650	1,650	1,650	0
Total expenditures	95,750	95,750	40,200	55,550
Excess (deficiency) of revenues over expenditures	(45,650)	(45,650)	10,979	56,629
Prior year encumbrances	0	0	0	0
Fund balances, beginning of year	185,432	185,432	185,432	0
Fund balances, end of year	\$139,782	\$139,782	\$196,411	\$56,629

CITY OF NORTH RIDGEVILLE, OHIO
SCHEDULE OF REVENUES, EXPENDITURES AND
CHANGES IN FUND BALANCES – BUDGET (NON-GAAP BUDGETARY BASIS) AND ACTUAL
FOR THE YEAR ENDED DECEMBER 31, 2016

	Senior Citizens Title III Fund			Variance w Final Budget Positive (Negative)
	Budget Amounts		Actual	
	Original	Final		
Revenues				
Intergovernmental revenue	\$15,995	\$15,995	\$13,604	(\$2,391)
Interest	5	5	21	16
Total revenues	<u>16,000</u>	<u>16,000</u>	<u>13,625</u>	<u>(2,375)</u>
Expenditures				
Current				
Public health and welfare				
Personal services	13,000	13,000	13,000	0
Other	2,010	2,010	0	2,010
Total expenditures	<u>15,010</u>	<u>15,010</u>	<u>13,000</u>	<u>2,010</u>
Excess (deficiency) of revenues over expenditures	990	990	625	(365)
Prior year encumbrances	0	0	0	0
Fund balances, beginning of year	<u>3,915</u>	<u>3,915</u>	<u>3,915</u>	<u>0</u>
Fund balances, end of year	<u>\$4,905</u>	<u>\$4,905</u>	<u>\$4,540</u>	<u>(\$365)</u>

CITY OF NORTH RIDGEVILLE, OHIO
SCHEDULE OF REVENUES, EXPENDITURES AND
CHANGES IN FUND BALANCES – BUDGET (NON-GAAP BUDGETARY BASIS) AND ACTUAL
FOR THE YEAR ENDED DECEMBER 31, 2016

Solid Waste Management Fund				
	Budget Amounts		Actual	Variance with Final Budget Positive (Negative)
	Original	Final		
Revenues				
Charges for services	\$2,680,000	\$2,680,000	\$2,643,534	(\$36,466)
Interest	0	0	6,165	6,165
Miscellaneous	1,000	1,000	223	(777)
Total revenues	2,681,000	2,681,000	2,649,922	(31,078)
Expenditures				
Current				
General government				
Personal services	81,190	81,190	76,928	4,262
Other	2,977,264	2,977,092	2,589,013	388,079
Total expenditures	3,058,454	3,058,282	2,665,941	392,341
Prior year encumbrances	5,342	5,342	5,342	0
Fund balances, beginning of year	1,334,861	1,334,861	1,334,861	0
Fund balances, end of year	\$962,749	\$962,921	\$1,324,184	\$361,263

CITY OF NORTH RIDGEVILLE, OHIO
SCHEDULE OF REVENUES, EXPENDITURES AND
CHANGES IN FUND BALANCES – BUDGET (NON-GAAP BUDGETARY BASIS) AND ACTUAL
FOR THE YEAR ENDED DECEMBER 31, 2016

	General Obligation Bond Retirement Fund			Variance w Final Budget Positive (Negative)
	Budget Amounts		Actual	
	Original	Final		
Revenues				
Property and other local taxes	\$562,654	\$562,654	\$642,137	\$0
TIF assessments	53,600	34,600	40,239	5,639
Intergovernmental revenue	84,131	84,131	22,500	0
Interest	300	100	4,111	148
Total revenues	<u>700,685</u>	<u>681,485</u>	<u>708,987</u>	<u>5,787</u>
Expenditures				
Current				
General government				
Other	56,925	88,873	86,132	2,741
Debt service				
Principal	22,500	607,444	607,444	0
Interest and fiscal charges	27,640	818,203	193,367	624,836
Total expenditures	<u>107,065</u>	<u>1,514,520</u>	<u>886,943</u>	<u>627,577</u>
Excess (deficiency) of revenues over expenditures	<u>593,620</u>	<u>(833,035)</u>	<u>(177,956)</u>	<u>612,415</u>
Other financing sources				
Bond proceeds	0	157,500	157,500	0
Premium on debt issue	0	782,700	783,658	958
Total other financing sources	<u>0</u>	<u>940,200</u>	<u>941,158</u>	<u>958</u>
Excess (deficiency) of revenues over expenditures and other financing sources (uses)	593,620	107,165	763,202	613,373
Prior year encumbrances	0	0	0	0
Fund balances, beginning of year	<u>129,063</u>	<u>129,063</u>	<u>129,063</u>	<u>0</u>
Fund balances, end of year	<u><u>\$722,683</u></u>	<u><u>\$236,228</u></u>	<u><u>\$892,265</u></u>	<u><u>\$613,373</u></u>

CITY OF NORTH RIDGEVILLE, OHIO
SCHEDULE OF REVENUES, EXPENDITURES AND
CHANGES IN FUND BALANCES – BUDGET (NON-GAAP BUDGETARY BASIS) AND ACTUAL
FOR THE YEAR ENDED DECEMBER 31, 2016

	Special Assessment Bond Retirement Fund			Variance w with Final Budget Positive (Negative)
	Budget Amounts		Actual	
	Original	Final		
Revenues				
Special assessments	\$76,700	\$63,700	\$63,291	(\$409)
Interest	\$300	\$300	\$801	\$501
Total revenues	<u>77,000</u>	<u>64,000</u>	<u>64,092</u>	<u>92</u>
Expenditures				
Current				
General government				
Other	4,200	4,200	1,267	2,933
Debt service				
Principal	38,130	38,130	38,130	0
Interest and fiscal charges	36,450	36,450	30,542	5,908
Total expenditures	<u>78,780</u>	<u>78,780</u>	<u>69,939</u>	<u>8,841</u>
Excess (deficiency) of revenues over expenditures	<u>(1,780)</u>	<u>(14,780)</u>	<u>(5,847)</u>	<u>8,933</u>
Other financing sources				
Advances-in	0	7,000	7,600	600
Total other financing sources	<u>0</u>	<u>7,000</u>	<u>7,600</u>	<u>600</u>
Excess (deficiency) of revenues over expenditures and other financing sources (uses)	<u>(1,780)</u>	<u>(7,780)</u>	<u>1,753</u>	<u>9,533</u>
Prior year encumbrances	0	0	0	0
Fund balances, beginning of year	<u>143,858</u>	<u>143,858</u>	<u>143,858</u>	<u>0</u>
Fund balances, end of year	<u>\$142,078</u>	<u>\$136,078</u>	<u>\$145,611</u>	<u>\$9,533</u>

CITY OF NORTH RIDGEVILLE, OHIO
SCHEDULE OF REVENUES, EXPENDITURES AND
CHANGES IN FUND BALANCES – BUDGET (NON-GAAP BUDGETARY BASIS) AND ACTUAL
FOR THE YEAR ENDED DECEMBER 31, 2016

	Issue II Fund			Variance w with Final Budget Positive (Negative)
	Budget Amounts		Actual	
	Original	Final		
Revenues				
Intergovernmental revenue	\$370,858	\$250,858	\$249,136	(\$1,722)
Total revenues	<u>370,858</u>	<u>250,858</u>	<u>249,136</u>	<u>(1,722)</u>
Expenditures				
Other	370,858	250,858	249,136	1,722
Total expenditures	<u>370,858</u>	<u>250,858</u>	<u>249,136</u>	<u>1,722</u>
Excess (deficiency) of revenues over expenditures	0	0	0	0
Prior year encumbrances	0	0	0	0
Fund balances, beginning of year	<u>0</u>	<u>0</u>	<u>0</u>	<u>0</u>
Fund balances, end of year	<u>\$0</u>	<u>\$0</u>	<u>\$0</u>	<u>\$0</u>

STATISTICAL SECTION

Back of Divider Page.

STATISTICAL SECTION

This part of the City's comprehensive annual financial report presents detailed information as a context for understanding what the information in the financial statements, note disclosures and required supplementary information says about the City's overall financial health.

Contents	Page
Financial Trends These schedules contain trend information to help the reader understand how the City's financial performance and well-being have changed over time.	S 2
Revenue Capacity These schedules contain information to help the reader assess the City's most significant local revenue sources, property tax and municipal income tax.	S 20
Debt Capacity These schedules present information to help the reader assess the affordability of the City's current levels of outstanding debt and the City's ability to issue additional debt in the future.	S 29
Demographic and Economic Information These schedules offer demographic and economic indicators to help the reader understand the environment within which the City's financial activities take place.	S 35
Operating Information These schedules contain information about the City's operations and resources to help the reader understand how the City's financial information relates to the services the City provides and the activities it performs.	S 38

Sources: Unless otherwise noted, the information in these schedules is derived from the comprehensive annual financial reports for the relevant year.

City of North Ridgeville, Ohio
 Net Position by Component
 Last Ten Years
(Accrual Basis of Accounting)

	<u>2016</u>	<u>2015</u>	<u>2014 (1)</u>	<u>2013</u>
Governmental activities				
Net invested in capital assets	\$64,651,250	\$54,640,390	\$54,613,828	\$56,320,297
Restricted	7,748,511	10,033,563	9,524,770	7,426,615
Unrestricted	(6,934,671)	(10,951,995)	(10,169,922)	4,764,707
Total governmental activities net position	<u>\$65,465,090</u>	<u>\$53,721,958</u>	<u>\$53,968,676</u>	<u>\$68,511,619</u>
Business-type activities				
Net invested in capital assets	\$58,148,438	\$50,892,626	\$54,726,956	\$54,445,173
Unrestricted	22,113,540	25,713,944	19,241,885	18,970,594
Total business-type activities net position	<u>80,261,978</u>	<u>76,606,570</u>	<u>73,968,841</u>	<u>73,415,767</u>
Primary government				
Net invested in capital assets	122,799,688	105,533,016	109,340,784	110,765,470
Restricted	7,748,511	10,033,563	9,524,770	7,426,615
Unrestricted	15,178,869	14,761,949	9,071,963	23,735,301
Total primary government net position	<u>\$145,727,068</u>	<u>\$130,328,528</u>	<u>\$127,937,517</u>	<u>\$141,927,386</u>

(1) - Restated due to the implementation of GASB No. 68

(2) - Restated to reflect the effects of a prior period adjustment recorded in 2011.

2012	2011	2010 (2)	2009 (2)	2008 (2)	2007 (2)
\$54,512,935	\$55,632,130	\$56,146,937	\$56,582,855	\$57,741,872	\$56,744,157
7,178,967	5,588,289	5,549,186	5,577,303	5,741,588	5,789,465
4,918,035	3,748,051	2,062,727	1,729,626	2,467,150	4,514,448
<u>\$66,609,937</u>	<u>\$64,968,470</u>	<u>\$63,758,850</u>	<u>\$63,889,784</u>	<u>\$65,950,610</u>	<u>\$67,048,070</u>
\$50,767,163	\$50,366,964	\$50,453,768	\$51,390,803	\$50,892,182	\$49,678,959
19,536,260	18,042,812	16,420,797	14,866,702	17,021,198	17,859,134
<u>70,303,423</u>	<u>68,409,776</u>	<u>66,874,565</u>	<u>66,257,505</u>	<u>67,913,380</u>	<u>67,538,093</u>
105,280,098	105,999,094	106,600,705	107,973,658	108,634,054	106,423,116
7,178,967	5,588,289	5,549,186	5,577,303	5,741,588	5,789,465
24,454,295	21,790,863	18,483,524	16,596,328	19,488,348	22,373,582
<u>\$136,913,360</u>	<u>\$133,378,246</u>	<u>\$130,633,415</u>	<u>\$130,147,289</u>	<u>\$133,863,990</u>	<u>\$134,586,163</u>

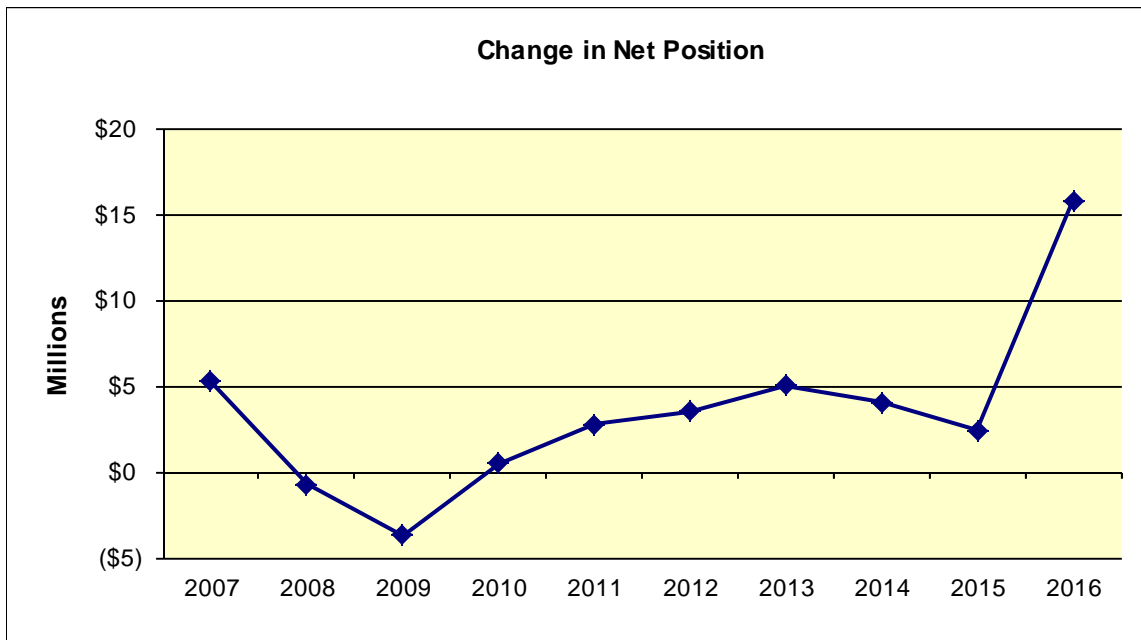
City of North Ridgeville, Ohio
Expenses and Program Revenues
Last Ten Years
(Accrual Basis of Accounting)

	2016	2015	2014	2013
Expenses				
Governmental activities				
Security of persons and property	\$12,769,364	\$12,101,884	\$11,709,493	\$11,519,069
Public health and welfare	512,127	509,351	441,976	470,637
Leisure time activities	526,175	480,457	461,952	513,969
Community environment	1,238,691	1,268,353	1,324,159	1,216,716
Transportation	6,946,308	7,060,537	7,091,008	6,712,678
General government	7,360,007	7,040,124	6,771,265	7,339,010
Interest	515,797	224,669	313,274	202,428
Total governmental activities expenses	<u>29,868,469</u>	<u>28,685,375</u>	<u>28,113,127</u>	<u>27,974,507</u>
Business-type activities				
Water	4,372,236	4,000,392	4,148,258	3,747,642
Sewer	7,790,273	8,710,742	7,106,309	7,330,082
Total business-type activities expenses	<u>12,162,509</u>	<u>12,711,134</u>	<u>11,254,567</u>	<u>11,077,724</u>
Total primary government expenses	<u>\$42,030,978</u>	<u>\$41,396,509</u>	<u>\$39,367,694</u>	<u>\$39,052,231</u>
Program Revenues				
Governmental activities				
Charges for services and sales				
Security of persons and property	\$1,464,143	\$1,487,897	\$1,374,232	\$1,258,835
Public health and welfare	13,500	20,600	27,615	27,475
Leisure time activities	239,526	214,340	236,380	147,356
Community environment	738,345	719,373	149,468	526,937
Transportation	0	0	0	133,672
General government	2,962,245	3,005,150	3,936,945	4,010,888
Operating grants, interest and contributions	3,450,708	2,359,850	2,323,165	2,287,560
Capital grants and contributions	13,467,278	2,481,499	2,983,567	4,251,489
Total governmental activities program revenues	<u>22,335,745</u>	<u>10,288,709</u>	<u>11,031,372</u>	<u>12,644,212</u>
Business-type activities				
Charges for services				
Water	4,430,524	4,233,277	4,262,620	4,134,926
Sewer	7,840,204	7,726,148	7,096,281	6,610,925
Capital grants and contributions	3,425,924	3,316,098	2,247,848	3,397,850
Total business-type program revenues	<u>15,696,652</u>	<u>15,275,523</u>	<u>13,606,749</u>	<u>14,143,701</u>
Total primary government program revenues	<u>\$38,032,397</u>	<u>\$25,564,232</u>	<u>\$24,638,121</u>	<u>\$26,787,913</u>

2012	2011	2010	2009	2008	2007
\$10,673,542	\$9,699,133	\$10,462,747	\$10,642,211	\$10,480,106	\$9,516,878
442,970	550,435	425,218	438,424	419,527	386,746
417,638	390,554	377,164	426,346	437,223	384,355
1,200,276	1,593,165	1,457,665	1,461,279	1,573,541	1,439,878
5,896,752	6,125,333	5,852,535	6,372,633	6,388,903	5,596,613
6,530,544	6,308,755	6,081,311	6,259,737	5,747,511	6,536,677
228,047	260,588	291,769	321,447	342,242	306,226
<u>25,389,769</u>	<u>24,927,963</u>	<u>24,948,409</u>	<u>25,922,077</u>	<u>25,389,053</u>	<u>24,167,373</u>
3,903,422	3,570,377	3,543,351	3,475,600	3,666,817	3,191,223
7,197,260	6,816,986	6,909,990	8,393,945	7,076,010	6,460,334
<u>11,100,682</u>	<u>10,387,363</u>	<u>10,453,341</u>	<u>11,869,545</u>	<u>10,742,827</u>	<u>9,651,557</u>
<u>\$36,490,451</u>	<u>\$35,315,326</u>	<u>\$35,401,750</u>	<u>\$37,791,622</u>	<u>\$36,131,880</u>	<u>\$33,818,930</u>
\$1,265,696	\$1,354,143	\$1,234,542	\$1,261,613	\$1,171,193	\$1,162,188
32,075	25,290	23,056	27,025	26,360	17,175
217,063	177,407	212,659	195,285	209,039	207,239
648,048	666,022	549,313	608,846	438,324	532,004
0	0	0	0	145,633	187,366
3,653,678	2,807,739	2,518,662	2,484,044	2,058,316	2,225,313
1,997,920	2,335,694	2,108,730	2,258,787	2,084,047	2,741,773
2,215,049	1,969,333	2,147,642	1,870,334	2,378,816	5,512,773
<u>10,029,529</u>	<u>9,335,628</u>	<u>8,794,604</u>	<u>8,705,934</u>	<u>8,511,728</u>	<u>12,585,831</u>
4,390,975	3,623,301	3,806,474	3,181,204	2,876,563	2,851,335
6,419,890	5,836,069	5,118,206	4,619,780	4,769,719	4,766,393
2,136,165	2,401,753	2,050,548	2,159,513	3,004,039	3,003,730
<u>12,947,030</u>	<u>11,861,123</u>	<u>10,975,228</u>	<u>9,960,497</u>	<u>10,650,321</u>	<u>10,621,458</u>
<u>\$22,976,559</u>	<u>\$21,196,751</u>	<u>\$19,769,832</u>	<u>\$18,666,431</u>	<u>\$19,162,049</u>	<u>\$23,207,289</u>

City of North Ridgeville, Ohio
 Net (Expense) / Revenue, General Revenues and Total Change in Net Position
 Last Ten Years
 (Accrual Basis of Accounting)

	2016	2015	2014	2013
Net (expense) / revenue				
Governmental activities	(\$7,532,724)	(\$18,396,666)	(\$17,081,755)	(\$15,330,295)
Business-type activities	3,534,143	2,564,389	2,352,182	3,065,977
Total primary government net (expense) revenue	<u>(3,998,581)</u>	<u>(15,832,277)</u>	<u>(14,729,573)</u>	<u>(12,264,318)</u>
General revenues and other changes in net position				
Governmental activities				
Taxes				
Property taxes	6,501,595	6,523,869	5,957,574	5,773,926
Municipal income taxes	10,966,144	9,553,855	10,424,502	9,361,252
Unrestricted grants and entitlements	1,684,464	1,483,738	1,518,266	1,671,379
Investment earnings	127,715	60,237	55,307	34,563
Miscellaneous	353,282	528,249	778,266	390,857
Total governmental activities	<u>19,633,200</u>	<u>18,149,948</u>	<u>18,733,915</u>	<u>17,231,977</u>
Business-type activities				
Investment earnings	121,265	73,340	49,977	46,367
Miscellaneous	0	0	0	0
Total business-type activities	<u>121,265</u>	<u>73,340</u>	<u>49,977</u>	<u>46,367</u>
Change in net position				
Governmental activities	12,100,476	(246,718)	1,652,160	1,901,682
Business-type activities	3,655,408	2,637,729	2,402,159	3,112,344
Total primary government	<u>\$15,755,884</u>	<u>\$2,391,011</u>	<u>\$4,054,319</u>	<u>\$5,014,026</u>



2012	2011	2010	2009	2008	2007
(\$15,360,240)	(\$15,592,335)	(\$16,153,805)	(\$17,216,143)	(\$16,877,325)	(\$11,581,542)
1,846,348	1,473,760	521,887	(1,909,048)	(92,506)	969,901
<u>(13,513,892)</u>	<u>(14,118,575)</u>	<u>(15,631,918)</u>	<u>(19,125,191)</u>	<u>(16,969,831)</u>	<u>(10,611,641)</u>
6,259,876	6,149,178	5,724,638	5,254,735	5,345,345	5,428,764
8,658,855	8,532,862	7,668,674	7,454,586	7,846,955	7,414,000
1,898,510	1,606,460	2,310,187	1,968,859	2,208,505	1,370,833
28,482	36,882	56,592	184,515	339,232	606,740
155,984	476,573	262,780	292,622	39,828	271,058
<u>17,001,707</u>	<u>16,801,955</u>	<u>16,022,871</u>	<u>15,155,317</u>	<u>15,779,865</u>	<u>15,091,395</u>
47,299	61,451	95,173	253,173	467,793	763,737
0	0	0	0	0	0
<u>47,299</u>	<u>61,451</u>	<u>95,173</u>	<u>253,173</u>	<u>467,793</u>	<u>763,737</u>
1,641,467	1,209,620	(130,934)	(2,060,826)	(1,097,460)	3,509,853
1,893,647	1,535,211	617,060	(1,655,875)	375,287	1,733,638
<u>\$3,535,114</u>	<u>\$2,744,831</u>	<u>\$486,126</u>	<u>(\$3,716,701)</u>	<u>(\$722,173)</u>	<u>\$5,243,491</u>

City of North Ridgeville, Ohio
 Program Revenues by Function / Program
 Last Ten Years
(Accrual Basis of Accounting)

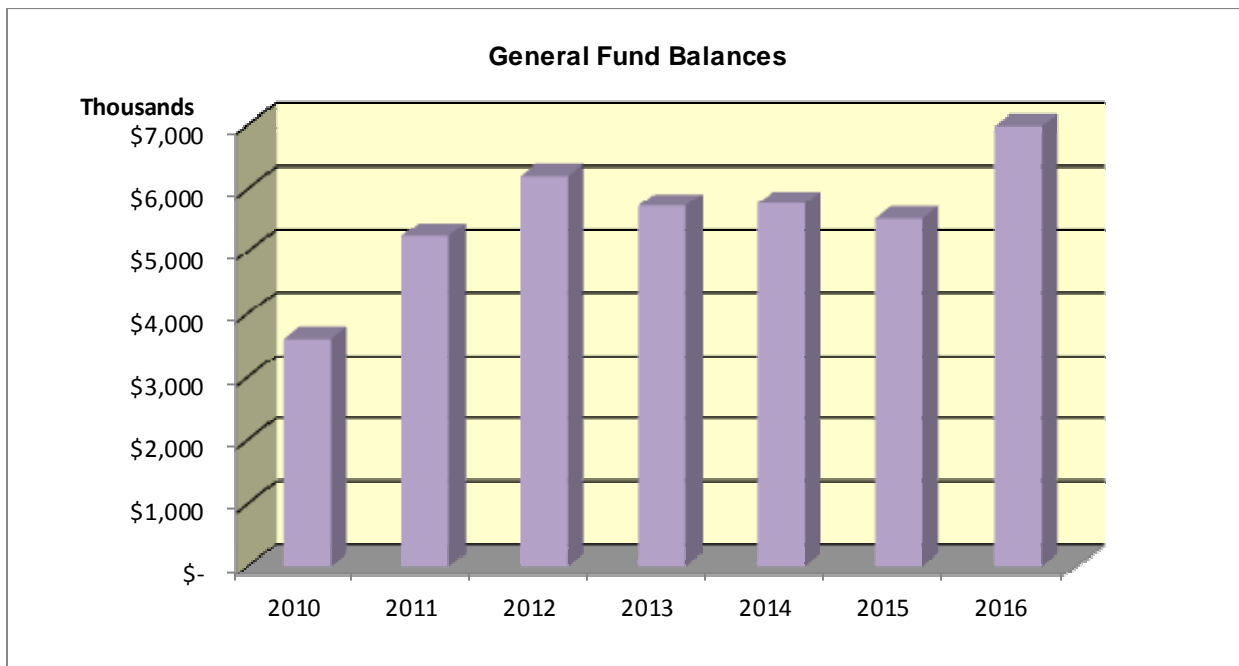
Function / program	2016	2015	2014	2013
Governmental activities				
Security of persons and property	\$1,474,257	\$1,525,101	\$1,386,880	\$1,308,419
Public health and welfare	25,854	36,595	43,570	43,470
Leisure time activities	240,026	308,235	362,380	215,356
Community environment	1,999,067	1,046,929	384,854	918,601
Transportation	15,634,296	4,366,699	4,916,743	6,147,478
General government	2,962,245	3,005,150	3,936,945	4,010,888
Total governmental activities	<u>22,335,745</u>	<u>10,288,709</u>	<u>11,031,372</u>	<u>12,644,212</u>
Business-type activities				
Water	5,589,119	5,224,170	4,867,226	5,421,467
Sewer	10,107,533	10,051,353	8,739,523	8,722,234
Total business-type activities	<u>15,696,652</u>	<u>15,275,523</u>	<u>13,606,749</u>	<u>14,143,701</u>
Total primary government	<u>\$38,032,397</u>	<u>\$25,564,232</u>	<u>\$24,638,121</u>	<u>\$26,787,913</u>

2012	2011	2010	2009	2008	2007
\$1,540,620	\$1,354,143	\$1,340,100	\$1,277,284	\$1,190,283	\$1,756,233
47,013	42,923	54,365	58,509	57,905	50,341
217,063	227,457	265,066	253,628	209,039	217,239
843,403	1,159,054	794,764	896,070	704,186	812,869
3,704,102	3,618,949	3,688,501	3,621,598	4,150,573	7,418,615
3,677,328	2,933,102	2,651,808	2,598,845	2,199,742	2,330,534
<u>10,029,529</u>	<u>9,335,628</u>	<u>8,794,604</u>	<u>8,705,934</u>	<u>8,511,728</u>	<u>12,585,831</u>
4,809,743	4,367,670	4,252,962	3,643,556	3,488,591	3,804,511
8,137,287	7,493,453	6,722,266	6,316,941	7,161,730	6,816,947
<u>12,947,030</u>	<u>11,861,123</u>	<u>10,975,228</u>	<u>9,960,497</u>	<u>10,650,321</u>	<u>10,621,458</u>
<u>\$22,976,559</u>	<u>\$21,196,751</u>	<u>\$19,769,832</u>	<u>\$18,666,431</u>	<u>\$19,162,049</u>	<u>\$23,207,289</u>

City of North Ridgeville, Ohio
 Governmental Funds Fund Balances
 Last Seven Years
 (Modified Accrual Basis of Accounting)

	2016	2015	2014	2013
General Fund				
Nonspendable	\$58,800	\$58,000	\$55,000	\$53,300
Committed	1,429,622	985,904	785,077	450,425
Assigned	179,147	1,858,068	2,640,151	1,763,702
Unassigned	5,311,652	2,620,814	2,283,848	3,456,125
Total general fund	<u>6,979,221</u>	<u>5,522,786</u>	<u>5,764,076</u>	<u>5,723,552</u>
All Other Governmental Funds				
Nonspendable	3,500	6,900	6,500	4,900
Restricted	16,882,956	6,076,381	5,989,908	5,479,499
Unassigned	(11,827)	(43,000)	(101,242)	(150,701)
Total all other governmental funds	<u>\$16,874,629</u>	<u>\$6,040,281</u>	<u>\$5,895,166</u>	<u>\$5,333,698</u>

The City implemented GASB Statement No. 54 in 2011.

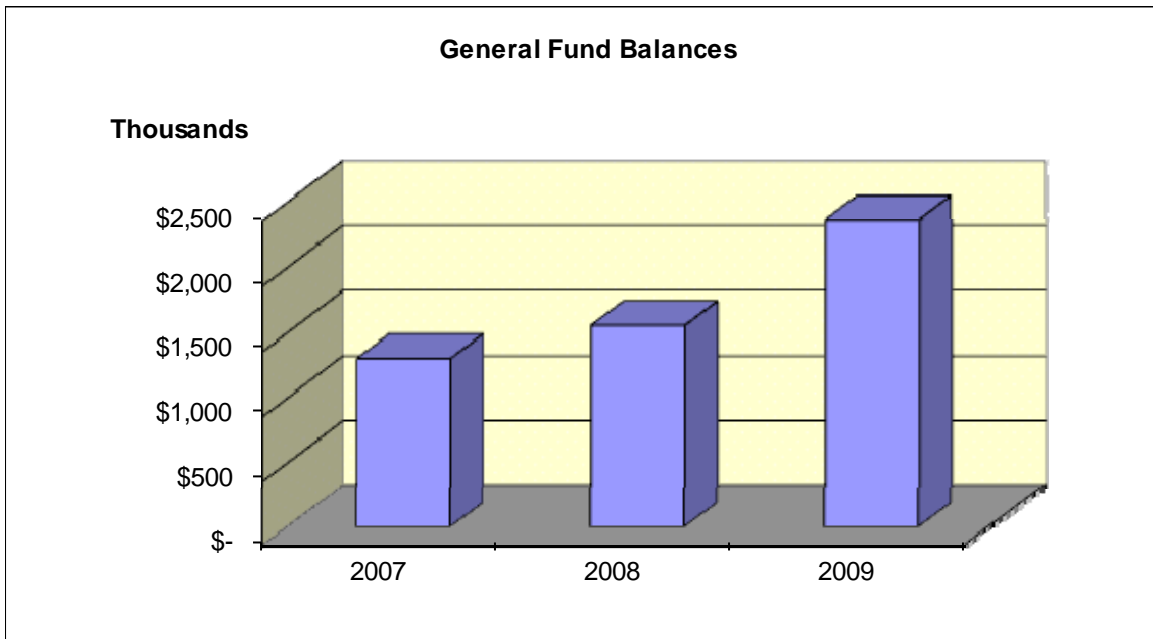


<u>2012</u>	<u>2011</u>
\$44,700	\$45,500
525,940	449,432
3,083,563	75,088
<u>2,537,627</u>	<u>4,678,328</u>
<u><u>6,191,830</u></u>	<u><u>5,248,348</u></u>
5,000	0
5,329,506	3,948,918
<u>(78,576)</u>	<u>(25,720)</u>
<u><u>\$5,255,930</u></u>	<u><u>\$3,923,198</u></u>

City of North Ridgeville, Ohio
 Governmental Funds Fund Balances
 Last Three Years
 (Modified Accrual Basis of Accounting)

	2009	2008	2007
General Fund			
Reserved	\$124,217	\$463,552	\$187,828
Unreserved	2,241,155	1,097,996	1,119,230
Total general fund	<u>2,365,372</u>	<u>1,561,548</u>	<u>1,307,058</u>
All Other Governmental Funds			
Reserved	747,984	1,594,856	1,164,915
Unreserved, reported in			
Special revenue funds	3,975,247	4,939,999	5,779,872
Debt service funds	260,354	235,307	355,320
Capital projects funds	655,911	677,112	295,657
Total all other governmental funds	<u>\$5,639,496</u>	<u>\$7,447,274</u>	<u>\$7,595,764</u>

The City implemented GASB Statement No. 54 in 2011.



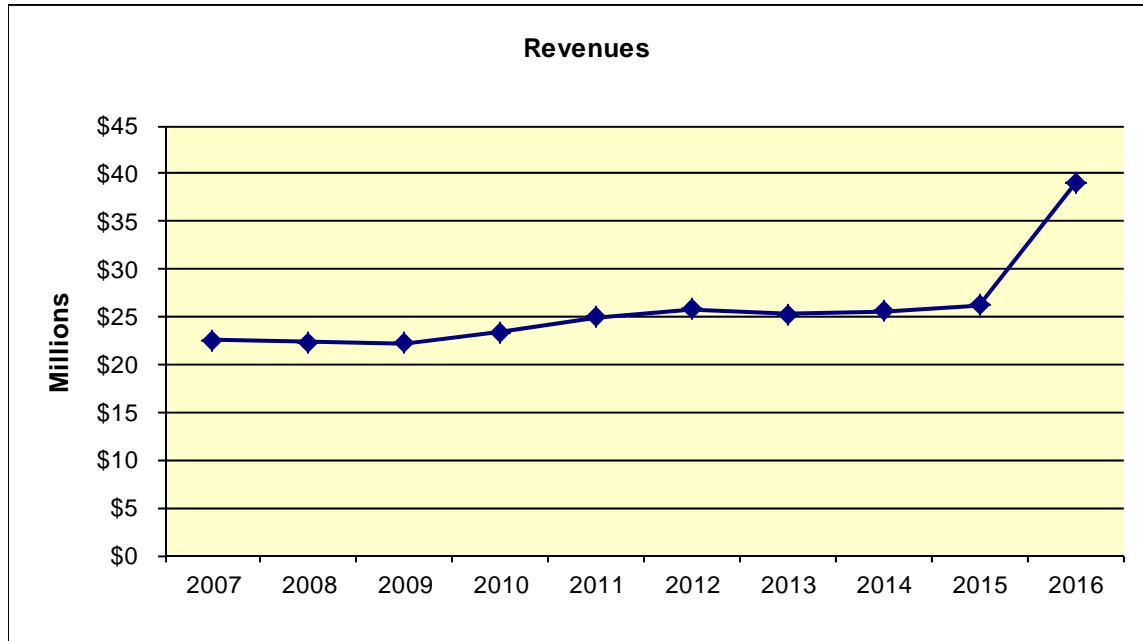
This page intentionally left blank.

City of North Ridgeville, Ohio
 Governmental Fund Type – Revenues by Source
 Last Ten Years
 (Modified Accrual Basis of Accounting)

	2016	2015	2014	2013
Local taxes				
Municipal income tax	\$10,943,444	\$9,855,055	\$9,234,502	\$8,756,652
Property and other taxes	6,936,495	6,033,669	5,860,474	5,800,626
Intergovernmental	12,527,270	4,200,203	3,948,199	4,165,196
Contributions	2,657,000	0	0	0
Special assessments	103,530	162,944	114,311	73,379
Charges for services	3,581,238	3,524,443	3,864,423	3,989,115
Fines, licenses and permits	1,407,268	1,376,311	1,227,529	1,168,167
Interest	121,919	38,294	49,527	32,118
Miscellaneous	699,587	1,016,503	1,272,297	1,298,809
	<u>\$38,977,751</u>	<u>\$26,207,422</u>	<u>\$25,571,262</u>	<u>\$25,284,062</u>

Table includes all Governmental Funds

Source: City financial records



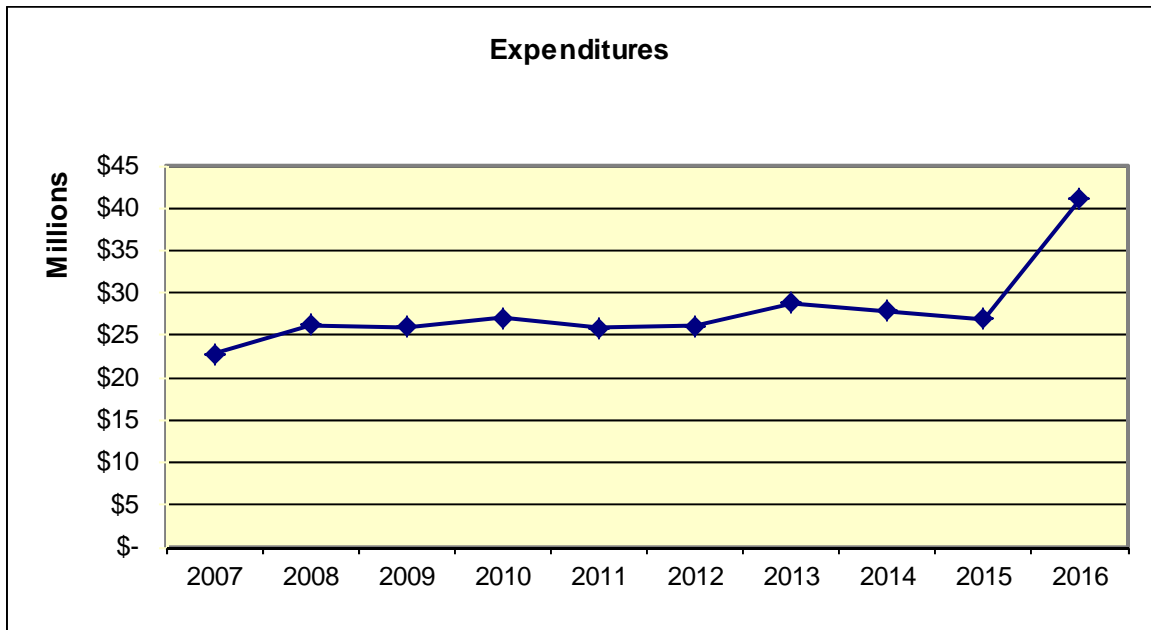
2012	2011	2010	2009	2008	2007
\$8,413,555	\$8,302,962	\$7,751,774	\$7,463,586	\$7,831,255	\$7,556,100
6,217,776	6,157,278	5,548,740	5,321,267	5,436,726	5,416,244
5,153,476	4,892,507	5,205,123	4,360,187	4,525,151	4,397,154
0	0	0	0	0	0
145,424	148,018	134,140	138,119	34,417	34,786
3,681,698	3,111,124	2,971,112	2,836,288	2,238,452	2,148,785
1,301,110	1,250,793	1,130,994	1,103,493	1,119,558	1,422,928
27,190	35,289	54,518	176,180	311,718	547,648
862,307	1,074,511	636,266	795,385	834,266	1,013,344
<u>\$25,802,536</u>	<u>\$24,972,482</u>	<u>\$23,432,667</u>	<u>\$22,194,505</u>	<u>\$22,331,543</u>	<u>\$22,536,989</u>

City of North Ridgeville, Ohio
 Governmental Fund Type – Expenditures by Function
 Last Ten Years
 (Modified Accrual Basis of Accounting)

	2016	2015	2014	2013
Current				
Security of persons and property	\$11,544,324	\$11,489,090	\$11,102,582	\$11,229,544
Public health and welfare	475,941	446,571	421,351	436,974
Leisure time activities	445,499	522,700	412,335	495,055
Community environment	1,228,645	1,242,669	1,320,664	1,213,350
Transportation	3,963,294	3,918,768	3,244,895	3,407,797
General government	7,646,683	6,700,237	6,814,538	7,095,314
Capital outlay	11,614,610	1,166,029	981,766	1,658,934
Debt service				
Principal	3,507,892	1,214,875	3,200,436	3,056,891
Capital lease	28,016	29,073	25,705	58,575
Interest and fiscal charges	566,700	226,963	321,668	206,928
	<u>\$41,021,604</u>	<u>\$26,956,975</u>	<u>\$27,845,940</u>	<u>\$28,859,362</u>
Debt service as a percentage of noncapital expenditures	<u>16.30%</u>	<u>6.49%</u>	<u>14.21%</u>	<u>14.86%</u>

Table includes all Governmental Funds.

Source: City financial records



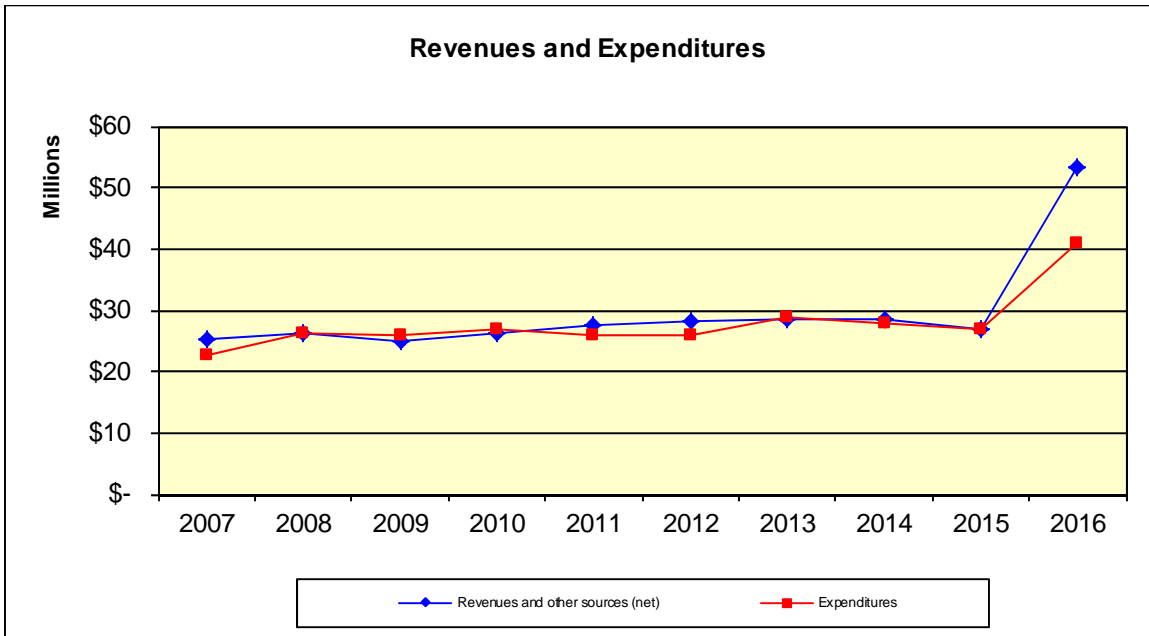
2012	2011	2010	2009	2008	2007
\$10,568,473	\$9,949,831	\$10,335,970	\$10,199,689	\$9,781,279	\$9,300,795
399,957	415,087	430,594	407,022	381,739	363,761
391,488	368,566	392,533	480,346	486,700	501,847
1,171,310	1,389,032	1,465,810	1,469,339	1,573,541	1,445,378
2,686,807	2,803,235	3,015,750	2,370,534	2,533,352	2,580,163
6,253,077	6,567,369	6,438,189	6,034,750	5,561,610	5,744,122
1,297,825	689,698	1,255,751	3,677,460	1,925,852	1,511,396
3,016,891	3,389,265	3,357,177	1,016,177	3,564,928	1,039,594
24,707	22,879	3,315	0	0	0
231,647	262,988	304,569	303,247	371,542	263,526
<u>\$26,042,182</u>	<u>\$25,857,950</u>	<u>\$26,999,658</u>	<u>\$25,958,564</u>	<u>\$26,180,543</u>	<u>\$22,750,582</u>
<u>14.12%</u>	<u>16.25%</u>	<u>15.83%</u>	<u>6.50%</u>	<u>18.19%</u>	<u>8.65%</u>

City of North Ridgeville, Ohio
 Other Financing Sources and Uses and Net Change in Fund Balances - Governmental Funds
 Last Ten Years
 (Modified Accrual Basis of Accounting)

	2016	2015	2014	2013
Excess of revenues over (under) expenditures	(\$2,043,853)	(\$749,553)	(\$2,274,678)	(\$3,575,300)
Other financing sources (uses)				
Transfers in	1,398,000	1,737,000	1,367,585	1,445,000
Transfers out	(1,398,000)	(2,037,000)	(1,367,585)	(1,445,000)
Proceeds from capital lease	0	0	0	139,361
Issuance of notes and loans	5,900,000	922,000	550,796	3,045,429
Issuance of bonds	9,265,000	0	2,264,000	0
Proceeds from sale of assets	0	15,102	0	0
Payment to refund bonds escrow	(1,727,828)	0	0	0
Premium on debt issue	897,464	16,276	61,874	0
Total other financing sources (uses)	<u>14,334,636</u>	<u>653,378</u>	<u>2,876,670</u>	<u>3,184,790</u>
Net change in fund balances	<u>\$12,290,783</u>	<u>(\$96,175)</u>	<u>\$601,992</u>	<u>(\$390,510)</u>

Table includes all Governmental Funds

Source: City financial records



2012	2011	2010	2009	2008	2007
<u>(\$239,646)</u>	<u>(\$885,468)</u>	<u>(\$3,566,991)</u>	<u>(\$3,764,059)</u>	<u>(\$3,849,000)</u>	<u>(\$213,593)</u>
1,125,000	1,050,000	6,650,000	8,800,000	7,600,000	7,732,021
(1,125,000)	(1,050,000)	(6,650,000)	(8,800,000)	(7,600,000)	(7,732,021)
0	0	107,381	0	0	0
2,515,860	2,714,056	2,797,700	2,755,680	50,000	2,768,143
0	0	0	0	3,905,000	0
0	0	0	0	0	0
0	0	0	0	0	0
0	0	0	4,425	0	0
<u>2,515,860</u>	<u>2,714,056</u>	<u>2,905,081</u>	<u>2,760,105</u>	<u>3,955,000</u>	<u>2,768,143</u>
<u>\$2,276,214</u>	<u>\$1,828,588</u>	<u>(\$661,910)</u>	<u>(\$1,003,954)</u>	<u>\$106,000</u>	<u>\$2,554,550</u>

City of North Ridgeville, Ohio
Assessed and Estimated Actual Value of Taxable Property
Last Ten Years

Collection Year	Real Property		Public Utility Property		Tangible Personal Property	
	Assessed Value	Estimated Actual Value (1)	Assessed Value	Estimated Actual Value (2)	Assessed Value	Estimated Actual Value (3)
2016	\$755,633,080	\$2,158,951,657	\$14,348,220	\$16,304,795	\$0 (4)	\$0
2015	701,690,140	2,004,828,971	13,705,640	15,574,591	0 (4)	0
2014	688,099,510	1,965,998,600	12,668,630	14,396,170	0 (4)	0
2013	667,660,670	1,907,601,914	12,012,660	13,650,750	0 (4)	0
2012	720,626,020	2,058,931,485	10,994,850	12,494,148	0 (4)	0
2011	708,492,680	2,024,264,800	10,455,350	11,881,080	0 (4)	0
2010	693,460,692	1,981,316,263	9,801,290	11,137,830	555,529 (4)	2,222,116
2009	711,641,722	2,033,262,063	9,364,430	10,641,398	591,014 (4)	2,364,056
2008	682,070,410	1,948,772,600	9,167,490	10,417,602	5,976,264 (4)	23,905,056
2007	647,273,940	1,849,354,114	12,382,300	14,070,795	12,133,626 (4)	48,534,504

Source: Lorain County Auditor maintained by the County Auditor.

- (1) This amount is calculated based upon an assessed value of 35 percent of actual value.
- (2) This amount is calculated based upon the current assessed value of 88 percent of actual value.
- (3) The amount is calculated based upon an assessed value of 25 percent of actual value.
- (4) Decrease is due to effect of State legislation enacted in June 2005 which phases out over four years from 2006 to 2009 the taxation of personal property. Tangible personal property value in 2009 and 2010 consisted of telephone communications tangible personal property at reduced values.

Total		
Assessed Value	Estimated Actual Value	Total Direct Tax Rate
\$769,981,300	\$2,175,256,452	\$ 12.55
715,395,780	2,020,403,562	11.71
700,768,140	1,980,394,770	11.71
679,673,330	1,921,252,664	11.71
731,620,870	2,071,425,633	11.71
718,948,030	2,036,145,880	11.71
703,817,511	1,994,676,209	11.71
721,597,166	2,046,267,517	11.71
697,214,164	1,983,095,258	11.95
671,789,866	1,911,959,413	12.06

City of North Ridgeville, Ohio
Property Tax Rates – Direct and Overlapping Governments
(Per \$ 1,000 of Assessed Valuation)
Last Ten Years

Collection Year	City of North Ridgeville				Total Direct Tax Rate
	General Fund	Special Revenue Funds	Debt Service Fund	Agency Fund (1)	
2016	\$1.70	\$8.94	\$0.00	\$1.91	\$12.55
2015	1.70	8.10	0.00	1.91	11.71
2014	1.70	8.10	0.00	1.91	11.71
2013	1.70	8.10	0.00	1.91	11.71
2012	1.70	8.10	0.00	1.91	11.71
2011	1.70	8.10	0.00	1.91	11.71
2010	1.70	8.10	0.00	1.91	11.71
2009	1.70	8.10	0.00	1.91	11.71
2008	1.70	8.10	0.24	1.91	11.95
2007	1.70	8.10	0.35	1.91	12.06

Source: County Auditor, Lorain County, Ohio

(1) Includes 1.91 in 2005 and later years, and 1.46 in 2000 through 2004 collected and remitted to the Lorain Public Library System.

North Ridgeville City School District	Lorain County	Lorain County Board of Health	Lorain County Joint Vocational School	Total Direct and Overlapping Governments
\$54.24	\$15.08	\$1.00	\$2.45	\$85.32
55.70	14.48	1.00	2.45	85.34
56.29	14.48	1.00	2.45	85.93
51.90	12.65	1.00	2.45	79.71
44.63	13.69	1.00	2.45	73.48
44.79	13.69	1.00	2.45	73.64
42.19	13.39	1.00	2.45	70.74
42.01	13.39	1.00	2.45	70.56
42.28	13.39	1.00	2.45	71.07
42.62	13.49	1.00	2.45	71.62

City of North Ridgeville, Ohio
Principal Taxpayers – Real Property Taxpayers
As of December 31, 2016 and December 31, 2007

December 31, 2016			
Taxpayer	Nature of Business	Assessed Valuation	% of Total Assessed Valuation
Rini Realty Company	Commercial retail property	\$3,642,810	0.52%
R. W. Beckett Corp.	Manufacturer	3,263,650	0.47%
Ridgeville Two, LLC	Apartment complex	2,807,150	0.40%
Ridgeville One, LLC	Apartment complex	2,380,000	0.34%
Ridgeville Stafford LLC	Apartment complex	2,045,690	0.29%
Ridgeville Three, LLC	Apartment complex	1,894,370	0.27%
Ridgeville Four LLC	Apartment complex	1,625,770	0.23%
Lake Ridge Holdings Ltd.	Education	1,538,910	0.22%
Elyria Taylor LLC	Manufacturer of wheelchairs	1,501,600	0.21%
Galileo North Ridgeville LLC	Commercial retail developer	1,468,870	0.21%

December 31, 2007			
Taxpayer	Nature of Business	Assessed Valuation	% of Total Assessed Valuation
FJD Properties LLC	Residential land developer	4,360,690	0.65%
Pulte Homes	Residential construction	3,217,760	0.48%
Bob Schmitt Homes, Inc.	Residential developer	3,066,270	0.46%
Rini Realty Company	Commercial retail property	2,201,790	0.33%
Sugar Chestnut, LLC	Residential construction	2,035,720	0.30%
Invacare Corporation	Manufacturer	1,822,110	0.27%
R. W. Beckett Corporation	Manufacturer	1,798,700	0.27%
Oster Construction	Residential construction	1,619,250	0.24%
Valore Properties, Inc.	Commercial developer	1,425,560	0.21%
Lake Ridge Holdings, Ltd.	Education	1,420,830	0.21%

Source: County Auditor, Lorain County, Ohio

City of North Ridgeville, Ohio
Principal Taxpayers – Public Utility
As of December 31, 2016 and December 31, 2007

December 31, 2016			
Taxpayer	Nature of Business	Assessed Valuation	% of Total Assessed Valuation
Ohio Edison Company (a)	Electric	\$6,925,830	0.99%
Columbia Gas of Ohio Inc.	Natural gas	3,855,130	0.55%
American Transmission Systems, Inc. (a)	Electric	2,853,940	0.41%
Cleveland Electric Illuminating Company (a)	Electric	1,634,950	0.23%
Columbia Gas Transmission	Natural gas	778,960	0.11%

December 31, 2007			
Taxpayer	Nature of Business	Assessed Valuation	% of Total Assessed Valuation
Ohio Edison Company (a)	Electric	\$4,896,890	0.73%
Columbia Gas of Ohio Inc.	Natural gas	1,159,060	0.17%
Cleveland Electric Illuminating Company (a)	Electric	1,103,430	0.16%
Columbia Gas Transmission	Natural gas	856,280	0.13%
American Transmission Systems, Inc (a)	Electric	790,160	0.12%
Norfolk Southern Railroad	Railroad	361,670	0.05%

Source: County Auditor, Lorain County, Ohio

(a) Subsidiary of First Energy Corp.

City of North Ridgeville, Ohio
Property Tax Levies and Collections (Real and Public Utilities)
Last Ten Years

Collection Year	Current Tax Levy	Current Tax Collections	Percent Collected	Delinquent Tax Collections (1)	Total Tax Collections (2)	Percent of Total Collections to Current Tax Levy	Outstanding Delinquent Taxes	Percent of Outstanding Delinquent Taxes to Current Tax Levy
2016	\$9,143,035	\$7,915,017	1	\$166,134	\$8,081,151	88.4%	\$325,468	3.6%
2015	8,203,626	8,000,715	1	202,911	8,203,626	100.0%	438,991	5.4%
2014	6,808,069	6,566,548	1	176,546	6,743,094	99.0%	462,592	6.8%
2013	6,647,588	6,471,411	1	215,735	6,687,146	100.6%	364,650	5.5%
2012	7,161,094	6,964,397	1	184,262	7,148,659	99.8%	391,521	5.5%
2011	7,036,233	6,829,000	1	226,828	7,055,828	100.3%	348,873	5.0%
2010	6,375,809	6,126,811	1	230,945	6,357,756	99.7%	310,830	4.9%
2009	6,119,564	5,919,822	1	171,653	6,091,475	99.5%	323,540	5.3%
2008	6,104,669	5,908,865	1	175,465	6,084,330	99.7%	299,019	4.9%
2007	5,925,618	5,730,229	1	170,252	5,900,481	99.6%	286,280	4.8%

(1) The County of Lorain does not identify delinquent collections by the year for which the tax was levied, however is working on providing this information.

(2) Total collections includes prior year delinquencies collected in current year.

Source: County Auditor, Lorain County, Ohio

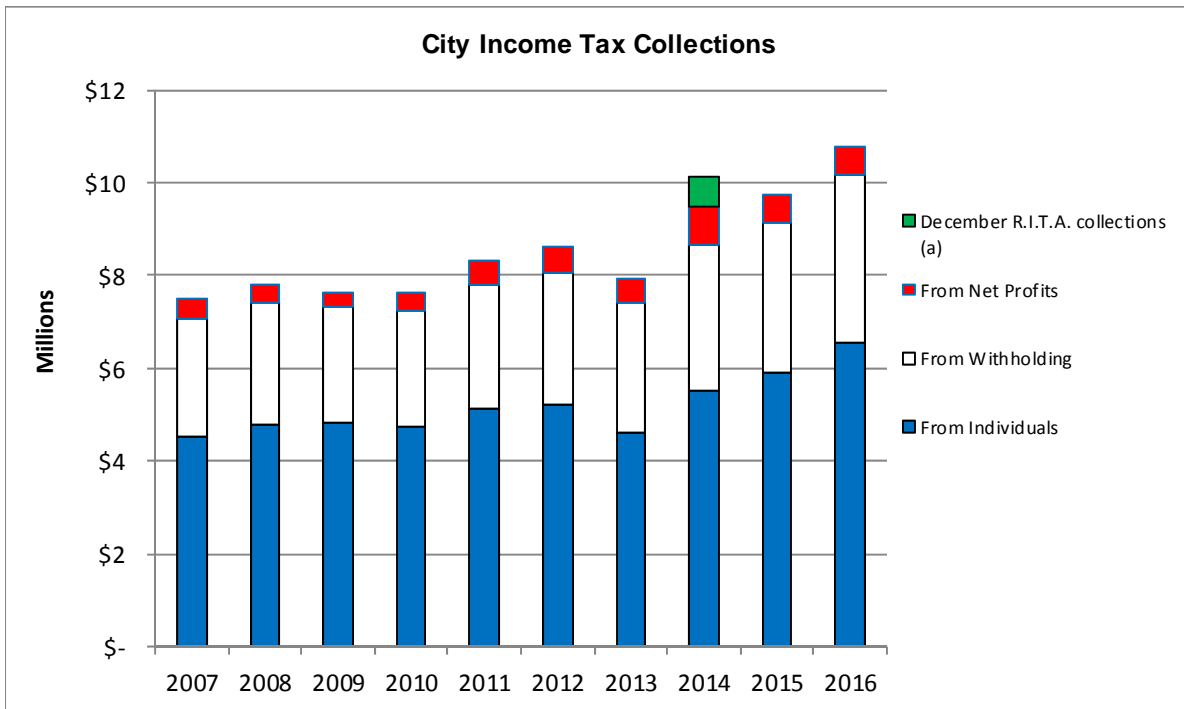
City of North Ridgeville, Ohio
City Income Tax Collections
Last Ten Years
(Cash Basis of Accounting)

Collection Year	Total Taxes Collected	From Individuals		From Withholding		From Net Profits	
		\$	%	\$	%	\$	%
2016	\$10,785,277	\$6,568,453	60.9%	\$3,593,264	33.3%	\$623,560	5.8%
2015	9,754,045	\$5,893,031	60.4%	\$3,255,377	33.4%	\$605,637	6.2%
2014	9,497,902	5,513,411	58.0%	3,162,254	33.3%	822,237	8.7%
2013 (a)	7,912,952	4,616,665	58.3%	2,812,844	35.5%	483,443	6.1%
2012	8,622,855	5,222,599	60.6%	2,854,160	33.1%	546,096	6.3%
2011	8,326,062	5,149,286	61.8%	2,660,559	32.0%	516,217	6.2%
2010	7,619,773	4,737,423	62.2%	2,492,438	32.7%	389,912	5.1%
2009	7,614,912	4,810,724	63.2%	2,519,471	33.1%	284,717	3.7%
2008	7,792,580	4,800,969	61.6%	2,617,135	33.6%	374,476	4.8%
2007	7,501,200	4,544,205	60.6%	2,533,997	33.8%	422,998	5.6%

Note: The City's income tax rate is 1%

Source: City Income Tax Department

(a) - Effective January 1, 2013, the City engaged the Regional Income Tax Agency (R.I.T.A.) a regional council of governments, to collect the City's municipal income taxes. Taxes collected by R.I.T.A. are submitted to the City the month following collection. December 2013 collections of \$ 651,439 were submitted to the City in January 2014, resulting in the comparison disparity in year 2013.



This page intentionally left blank.

City of North Ridgeville, Ohio
Ratio of Outstanding Debt by Type
Last Ten Years

Fiscal Year	Governmental Activities						Total Governmental Activities
	Bond Anticipation Notes	General Obligation Bonds	Special Assessment Bonds	Ohio Public Works Loans	Capital Lease	Loan Payable	
	2016	\$4,400,000	\$11,392,533	\$882,074	\$935,033	\$54,472	
2015	922,000	3,764,977	920,204	1,027,547	82,488	300,000	7,017,216
2014	513,000	4,248,208	985,792	1,120,603	111,561	360,000	7,339,164
2013	2,541,000	3,310,000	60,000	1,282,243	137,266	420,000	7,750,509
2012	2,421,000	3,785,000	90,000	848,705	56,480	480,000	7,681,185
2011	2,396,000	4,250,000	115,000	919,596	81,187	445,140	8,206,923
2010	2,546,000	4,950,000	140,000	683,565	104,066	481,380	8,905,011
2009	2,526,000	5,700,000	165,000	739,742	0	229,680	9,360,422
2008	0	6,635,000	190,000	795,919	0	0	7,620,919
2007	2,630,000	3,736,000	214,000	800,847	0	0	7,380,847

Fiscal Year	Business-type Activities							Total Business-type Activities
	Bond Anticipation Notes	General Obligation Bonds	Special Assessment Bonds	Ohio Public Works Loans	Capital Lease	Ohio Water Development Authority Loan	Water Rights ETL-2 Loan	
	2016	\$0	\$20,156,757	\$1,410,000	\$29,576	\$11,994	\$969,748	
2015	9,375,000	12,899,819	1,630,000	38,027	18,164	1,140,975	625,986	25,727,971
2014	2,300,000	14,221,000	1,745,000	46,478	24,566	1,305,327	654,916	20,297,287
2013	964,000	15,340,000	1,855,000	54,929	30,227	1,463,080	682,772	20,390,008
2012	1,434,000	16,885,000	1,960,000	63,680	3,155	1,614,500	709,593	22,669,928
2011	1,659,000	18,370,000	2,060,000	71,831	4,536	1,759,840	735,418	24,660,625
2010	524,000	19,805,000	2,155,000	80,282	5,815	1,899,345	760,284	25,229,726
2009	299,000	21,185,000	2,245,000	88,733	0	2,033,249	782,265	26,633,247
2008	0	22,510,000	2,335,000	97,184	0	2,161,777	782,265	27,886,226
2007	1,200,000	15,270,000	2,420,000	105,635	0	2,285,145	0	21,280,780

Fiscal Year	Total Primary Government	Percentage of Personal Income (a)	Amount Per Capita (a)
2016	\$41,078,127	5.16%	1,245
2015	32,745,187	4.11%	1,111
2014	27,636,451	3.47%	938
2013	28,140,517	3.53%	955
2012	30,351,113	3.81%	1,030
2011	32,867,548	4.13%	1,115
2010	34,134,737	4.28%	1,158
2009	35,993,669	7.01%	1,611
2008	35,507,145	6.92%	1,590
2007	28,661,627	5.59%	1,283

(a) See schedule of Demographic Statistics for personal income and population data S 35.

Source: City financial records.

City of North Ridgeville, Ohio
Ratio of Net General Obligation Bond Debt to Assessed Value
And Net General Obligation Bonded Debt per Capita
Last Ten Years

Year	Gross Debt Value (1)	Debt Service Funds Available	Net Bonded Debt	Assessed Value (2)	Population (3)	Ratio of Net Debt to Assessed Value	Net Bonded Debt Per capita
2016	\$31,549,290	\$886,508	\$30,662,782	\$769,981,300	32,983	3.98%	\$930
2015	16,664,796	130,010	16,534,786	715,395,780	29,465	2.31%	561
2014	18,469,208	70,061	18,399,147	700,768,140	29,465	2.63%	624
2013	18,650,000	24,180	18,625,820	679,673,330	29,465	2.74%	632
2012	20,670,000	21,072	20,648,928	731,620,870	29,465	2.82%	701
2011	22,620,000	94,952	22,525,048	718,948,030	29,465	3.13%	764
2010	24,755,000	189,632	24,565,368	703,817,511	29,465	3.49%	834
2009	26,885,000	121,584	26,763,416	721,597,166	22,338	3.71%	1,198
2008	19,006,000	107,649	18,898,351	697,214,164	22,338	2.71%	846
2007	19,006,000	141,325	18,864,675	671,789,866	22,338	2.81%	845

(1) Amount excludes special assessment bonds and includes bonds payable from Enterprise revenues.

(2) Source: County Auditor, Lorain County, Ohio; (reflects collection year)

(3) Source: U.S. Bureau of Census

City of North Ridgeville, Ohio
 Direct and Overlapping Governmental Activities Debt
 December 31, 2016

	General Tax Supported Debt Outstanding	Overlapping Percentage Applicable to City (1)	Amount Applicable to City	Amount Per Capita (2)	% of City's Current Assessed Valuation (3)
City of North Ridgeville	\$36,569,000	100.00%	\$36,569,000	\$1,108.72	4.63%
Lorain County (4)	44,650,000	11.97%	5,344,605	\$162.04	0.68%
North Ridgeville City Schools (5)	56,065,658	100.00%	56,065,658	\$1,699.84	7.09%
Lorain County Joint Vocational School	2,649,602	13.46%	356,636	\$10.81	0.05%
Subtotal, overlapping debt	<u>103,365,260</u>		<u>61,766,899</u>	<u>\$1,872.69</u>	<u>7.82%</u>
Total direct and overlapping debt	<u>\$139,934,260</u>		<u>\$98,335,899</u>	<u>\$2,981.41</u>	<u>12.45%</u>

(1) Percentages were determined by dividing the assessed valuation at the political subdivision located within the boundaries of the City by the total assessed valuation of the subdivision. The City and North Ridgeville City Schools boundaries are co-terminus.

(2) Based on 2016 Census of 32,983

(3) The City's assessed valuation was \$ 790,267,220 for collection year 2017 and \$ 769,981,300 for collection year 2016 .

(4) Source: County Auditor, Lorain County, Ohio

(5) Source: North Ridgeville Board of Education

City of North Ridgeville, Ohio
Computation of Legal Debt Margin
Last Ten Years

(Amounts in thousands)

	2016	2015	2014	2013
Assessed value (assessment year)	<u>\$790,267</u>	<u>\$769,981</u>	<u>\$715,396</u>	<u>\$700,768</u>
Legal Debt Margin:				
Debt limitation - 10.5 percent of assessed value	<u>\$82,978</u>	<u>\$80,848</u>	<u>\$75,117</u>	<u>\$73,581</u>
Debt applicable to limitation				
General obligation bonds	27,470	15,775	18,469	18,650
Special assessment bonds	4,085	3,440	2,731	1,915
Bond anticipation notes	<u>5,014</u>	<u>10,490</u>	<u>3,063</u>	<u>3,505</u>
Gross indebtedness				
Total Voted and Unvoted Debt	<u>36,569</u>	<u>29,705</u>	<u>24,263</u>	<u>24,070</u>
Less: Debt outside limitations				
Self-supporting GO Water	3,070	3,490	2,653	2,950
Self-supporting GO Sewer	14,815	18,625	13,868	12,890
Special assessment	2,372	2,550	2,731	2,842
Tax increment financing	<u>405</u>	<u>440</u>	<u>485</u>	<u>525</u>
Total Debt Outside Limitations	<u>20,662</u>	<u>25,105</u>	<u>19,737</u>	<u>19,207</u>
Total nonexempt debt	15,907	4,600	4,526	4,863
Less: Amount available in debt service fund to pay debt applicable to limitation	<u>0</u>	<u>17</u>	<u>0</u>	<u>0</u>
Net debt within 10.5% limitation	<u>15,907</u>	<u>4,583</u>	<u>4,526</u>	<u>4,863</u>
Debt leeway within 10.5% limitation	<u>\$67,071</u>	<u>\$76,265</u>	<u>\$70,591</u>	<u>\$68,718</u>
<hr/>				
Unvoted debt limitation - 5.5% of assessed valuation				
Debt limitation: 5.5% of assessed value	<u>\$43,464</u>	<u>\$42,348</u>	<u>\$39,347</u>	<u>\$38,542</u>
Gross indebtedness authorized by City Council	36,569	29,705	24,263	24,070
Less: Debt outside limitations	20,662	25,105	19,737	19,207
Voted debt	<u>7,845</u>	<u>0</u>	<u>0</u>	<u>0</u>
	<u>28,507</u>	<u>25,105</u>	<u>19,737</u>	<u>19,207</u>
Debt within 5.5% limitation	8,062	4,600	4,526	4,863
Less: Amount available in debt service fund to pay debt applicable to limitation	<u>0</u>	<u>17</u>	<u>0</u>	<u>0</u>
Net debt within 5.5% limitation	<u>8,062</u>	<u>4,583</u>	<u>4,526</u>	<u>4,863</u>
Debt leeway within 5.5% unvoted debt limitation	<u>\$35,402</u>	<u>\$37,765</u>	<u>\$34,821</u>	<u>\$33,679</u>

Source: City Financial Records

2012	2011	2010	2009	2008	2007
<u>\$679,673</u>	<u>\$731,620</u>	<u>\$718,948</u>	<u>\$703,818</u>	<u>\$721,597</u>	<u>\$697,214</u>
\$71,366	\$76,820	\$75,489	\$73,900	\$75,767	\$73,207
20,670	22,620	24,755	26,885	29,145	19,006
2,050	2,175	2,295	2,410	2,525	2,634
3,855	4,055	3,670	2,825	0	3,830
<u>26,575</u>	<u>28,850</u>	<u>30,720</u>	<u>32,120</u>	<u>31,670</u>	<u>25,470</u>
3,465	4,190	4,445	4,910	5,345	1,930
14,390	15,375	15,360	16,275	17,165	14,540
2,960	3,075	3,179	3,278	2,517	2,623
565	605	645	680	775	815
<u>21,380</u>	<u>23,245</u>	<u>23,629</u>	<u>25,143</u>	<u>25,802</u>	<u>19,908</u>
5,195	5,605	7,091	6,977	5,868	5,562
0	0	0	0	0	142
<u>5,195</u>	<u>5,605</u>	<u>7,091</u>	<u>6,977</u>	<u>5,868</u>	<u>5,420</u>
<u>\$66,171</u>	<u>\$71,215</u>	<u>\$68,398</u>	<u>\$66,923</u>	<u>\$69,899</u>	<u>\$67,787</u>
\$37,382	\$40,239	\$39,542	\$38,710	\$39,687	\$38,347
26,575	28,850	30,720	32,120	31,670	25,470
21,380	23,245	23,629	25,143	25,802	19,908
0	0	0	0	0	285
<u>21,380</u>	<u>23,245</u>	<u>23,629</u>	<u>25,143</u>	<u>25,802</u>	<u>20,193</u>
5,195	5,605	7,091	6,977	5,868	5,277
0	0	0	0	0	0
<u>5,195</u>	<u>5,605</u>	<u>7,091</u>	<u>6,977</u>	<u>5,868</u>	<u>5,277</u>
<u>\$32,187</u>	<u>\$34,634</u>	<u>\$32,451</u>	<u>\$31,733</u>	<u>\$33,819</u>	<u>\$33,070</u>

City of North Ridgeville, Ohio
Pledged Revenue Coverage
Last Ten Years

	Governmental Activities			
	Special	Debt Service		Coverage Ratio
	Assessment			
	Collections	Principal	Interest	
2016	\$225	\$38,130	\$30,542	
2015	21,687	65,588	32,454	0.22
2014	35,653	30,000	2,356	1.10
2013	36,298	30,000	3,450	1.09
2012	35,884	25,000	4,350	1.22
2011	38,870	25,000	5,225	1.29
2010	32,607	25,000	6,037	1.05
2009	37,738	25,000	6,974	1.18
2008	34,417	24,000	7,574	1.09
2007	34,786	24,000	8,814	1.06

	Business-type Activities			
	Special	Debt Service		Coverage Ratio
	Assessment			
	Collections	Principal	Interest	
2016	\$217,933	\$1,654,000	\$61,824	
2015	184,054	115,000	78,845	0.95
2014	190,289	110,000	83,383	0.98
2013	306,887	105,000	87,714	1.59
2012	178,023	100,000	91,714	0.93
2011	160,999	95,000	95,514	0.85
2010	179,202	90,000	99,114	0.95
2009	168,733	90,000	102,714	0.88
2008	198,216	85,000	106,114	1.04
2007	193,010	78,318	109,246	1.03

Source: City Financial Records

City of North Ridgeville, Ohio
Demographic Statistics
Last Ten Years

Year	Population (1)	Per Capita Income (1)	Personal Income	Public School Enrollment (2)	Unemployment Rate (3)		
					Metro Area	State	Country
2016	32,983	\$30,577	\$796,733,600	4,034	4.9%	5.4%	5.1%
2015	29,465	27,040	796,733,600	4,003	4.8%	4.9%	5.4%
2014	29,465	27,040	796,733,600	4,100	6.2%	5.7%	6.2%
2013	29,465	27,040	796,733,600	3,965	7.5%	7.4%	7.4%
2012	29,465	27,040	796,733,600	3,964	7.1%	7.2%	8.1%
2011	29,465	27,040	796,733,600	3,841	7.7%	8.6%	8.9%
2010	29,465	27,040	796,733,600	3,826	9.2%	10.1%	9.6%
2009	22,338	22,971	513,126,198	3,795	9.1%	10.2%	9.3%
2008	22,338	22,971	513,126,198	3,630	6.8%	6.5%	5.8%
2007	22,338	22,971	513,126,198	3,564	6.0%	5.6%	4.6%

Sources: (1) U.S. Department of Census

(2) North Ridgeville Board of Education

(3) Ohio Department of Jobs and Family Services and U.S. Department of Labor and Bureau of Labor Statistics.

City of North Ridgeville, Ohio
Principal Employers
December 31, 2016 and December 31, 2007

December 31, 2016

Employer	Nature of Activity or Business	Approximate Number of Employees (1)	Percent of Total
North Ridgeville City School District	Public education	400	2.3%
Beckett Gas, Inc.	Manufacturer of gas burners	230	1.3%
City of North Ridgeville, Ohio	Municipal government	201	1.2%
R. W. Beckett Corporation	Manufacturer of oil burners	200	1.2%
Invacare Corporation	Manufacturer of wheelchairs	198	1.1%
Beckett Air, Inc.	Manufacturer of blow er wheels	170	1.0%
The Northridge	Skilled nursing home facility	145	0.8%
Dreco, Inc.	Manufacturer of plastic products	130	0.8%
O'Neill Healthcare North Ridgeville	Skilled nursing home facility	108	0.6%
Total of all employees within the city		17,300	

Sources: Squire Patton Boggs Bond Counsel; "2006 Harris Ohio Services Directory" in cooperation with the Ohio Department of Development

Source: State of Ohio, Labor Market Information

December 31, 2007

Employer	Nature of Activity or Business	Approximate Number of Employees (1)	Percent of Total
North Ridgeville City School District	Public education	400	4.0%
RELTECH, a division of Marconi	Telecommunication engineer	340	3.4%
Beckett Gas, Inc.	Manufacturer of gas burners	250	2.5%
Invacare Corporation	Manufacturer of wheelchairs	200	2.0%
Plastic Components, Inc.	Plastic injection manufacturing	200	2.0%
R. W. Beckett Corporation	Manufacturer of oil burners	200	2.0%
City of North Ridgeville, Ohio	Municipal government	200	2.0%
Center Ridge Nursing Home, Inc.	Skilled nursing home facility	175	1.8%
Dreco, Inc.	Plastic product manufacturing	150	1.5%
Norlake Manufacturing Company	Manufacturer of motor vehicle parts	150	1.5%
Beckett Air, Inc.	Manufacturer of blow er wheels	120	1.2%
Total of all employees within the city		10,000	

Sources: "2006 Harris Ohio Services Directory" in cooperation with the Ohio Department of Development; respective employers.

This page intentionally left blank.

City of North Ridgeville, Ohio
Full-Time Equivalent City Government Employees by Function
Last Ten Fiscal Years

Function				
Security of persons and property				
Mayor's court	3	3	3	3
Police department	50	49	51	51
Fire department	36	37	37	38
Public health and welfare				
Senior center	6	6	6	6
Leisure time activities				
Parks and recreation	3	3	3	3
Community environment				
Building	6	7	7	7
Engineering	6	6	6	7
Transportation				
Street department	20	19	20	21
General government:				
Council	6	6	6	6
Mayor	2	2	2	2
Finance	7	6	7	7
Income tax	0	0	0	1
Safety service	2	2	2	2
Legal	3	3	3	3
Computer services	2	2	2	2
Public grounds maintenance	5	6	6	6
Other	2	2	1	1
Sewer				
Treatment Plant	18	19	20	20
Operations	7	7	7	7
Water				
	14	14	14	13
Total	<u>198</u>	<u>199</u>	<u>203</u>	<u>206</u>

Source: Various City departments

Note: A full-time employee is scheduled to work 2,080 hours per year (including vacation and sick leave). Full-time equivalent of part-time employment is calculated by dividing total labor hours by 2,080.

3	3	3	3	3	3
50	50	53	51	51	50
37	37	33	37	37	37
6	6	6	6	6	6
3	3	2	3	3	3
7	6	8	8	8	8
7	7	8	8	8	7
20	17	20	20	19	20
6	6	6	6	6	6
2	2	2	2	2	2
6	6	6	6	6	6
3	3	3	3	3	3
2	2	2	2	2	2
3	3	3	3	3	3
1	1	2	2	2	2
6	6	6	7	7	7
1	0	2	2	2	3
21	21	22	22	22	20
9	9	7	7	7	7
12	12	13	14	14	14
205	200	207	212	211	209

City of North Ridgeville, Ohio
Operating Indicators by Function / Program
Last Ten Years

Function/Program	2016	2015	2014	2013
Police				
Dispatch, calls for service	34,772	33,504	34,305	37,415
Physical arrests	6,889	6,379	6,469	6,646
Persons incarcerated	640	296	621	314
Average daily population	0.1	0.9	1.7	0.8
Traffic accidents	601	636	610	582
Parking citations	202	506	772	556
Animal warden, calls for service	851	714	883	769
Fire / EMS				
Emergency responses - EMS	2,817	2,618	2,436	2,371
Persons treated	2,177	2,197	2,547	2,643
Emergency responses - fire	473	642	603	545
Fires extinguished	37	82	67	55
Building fires extinguished	25	25	24	23
Building department				
Building permits issued	1,977	1,899	2,032	1,897
Number of inspections	8,894	8,437	9,852	9,110
Estimated value of construction (thousands of dollars)				
Residential - new	\$33,441	\$31,844	\$34,693	\$28,427
Residential - other	\$14,244	\$9,377	\$7,930	\$12,788
Commercial - new	\$22,173	\$55,737 (b)	\$1,205	\$1,657
Commercial - other	\$6,162	\$2,481	\$2,938	\$1,319
Total	<u>\$76,020</u>	<u>\$99,439</u>	<u>\$46,766</u>	<u>\$44,191</u>
Engineering department				
Construction plan review - hours	263	217	124	209
Residential lots approved	201	200	231	224
Municipal income tax (year filed) (c)				
Returns filed - individuals	18,371	15,944	15,605	15,400
Returns filed - other	2,808	2,822	2,152	2,200
Park and recreation				
Program participants	10,006	12,436	9,704	9,228
Office of Older Adults				
Meals-on-Wheels, meals served	10,408	6,904	9,930	10,965
Activities, participants	11,128	10,597	9,894	9,852
Transportation, riders	2,749	2,650	2,578	2,525
Water				
New connections	209	205	248	238
Average daily consumption (thousands of gallons)	2,137	2,068	1,999	2,034
Water suppliers	3	3	3	3
Water main breaks	23	33	15	21
Wastewater (d)				
Average daily flow treated (thousands of gallons)	4,753	4,875	5,461	5,938
Average daily flow treated from North Ridgeville City (thousands of gallons)	3,038	2,886	3,225	3,706
New taps - City	209	205	248	238

Source: Various City departments

(a) Position was vacant in 2009 and part of 2010.

(b) Amount includes a \$ 52,000 permit for the North Ridgeville City School District's School Facilities Project.

(c) Effective January 1, 2013, the City engaged the Regional Income Tax Agency (R.I.T.A.), a regional council of governments, to collect its municipal income taxes.

(d) Volume declines result, in part, from continued improvements made to remedy outside storm water infiltration.


2012	2011	2010	2009	2008	2007
34,439	38,971	36,520	39,078	46,048	42,231
7,194	7,418	4,292	4,842	5,743	5,522
483	434	472	547	653	667
2.6	2.7	2.5	2.7	3.4	3.6
576	597	610	546	586	602
237	248	162	158	214	461
670	509	679 (a)	(a)	807	1,270
2,488	2,369	2,380	2,111	1,998	2,122
2,501	2,386	2,372	2,142	2,004	2,134
595	577	594	535	600	544
60	54	71	66	58	63
22	24	29	23	15	12
2,083	2,582	1,768	1,608	1,792	2,886
9,332	8,720	9,568	9,998	10,190	10,835
\$29,402	\$26,926	\$29,786	\$28,268	\$30,552	\$36,662
\$14,846	\$13,952	\$6,231	\$5,666	\$6,534	\$5,752
\$433	\$14,076	\$1,187	\$1,100	\$911	\$2,631
\$1,738	\$4,405	\$1,475	\$7,762	\$1,668	\$2,985
<u>\$46,419</u>	<u>\$59,359</u>	<u>\$38,679</u>	<u>\$42,796</u>	<u>\$39,665</u>	<u>\$48,030</u>
138	188	133	174	309	481
249	180	236	203	245	488
15,217	15,146	14,757	14,387	13,465	13,109
2,222	2,169	2,199	2,149	2,031	1,986
7,742	8,036	8,561	7,918	7,424	5,558
11,721	10,927	12,021	10,551	10,590	11,041
9,222	8,368	8,437	8,222	9,731	7,443
2,280	2,635	2,491	2,802	3,089	2,339
260	194	282	238	302	300
2,192	2,056	2,190	2,102	2,117	2,209
3	3	3	3	3	3
38	40	23	26	53	30
5,840	6,170	4,585	5,712	5,890	4,979
3,697	3,508	2,514	2,434	2,683	2,815
260	194	282	238	302	305

City of North Ridgeville, Ohio
 Capital Asset Statistics by Function / Program
 Last Ten Years

Function/Program	2016	2015	2014	2013
Police				
Police stations	1	1	1	1
Vehicles	52	52	52	52
Fire / EMS				
Fire / EMS stations	2	2	2	2
Fire vehicles	6	6	7	8
EMS vehicles	6	6	6	6
Building department				
Vehicles	7	7	7	7
Engineering department				
Vehicles	5	5	5	5
Transportation				
Streets (lane miles)	316	314	310	310
Storm sew ers (miles)	113	113	113	113
Service vehicles	48	46	42	42
Parks and recreation				
City parks	5	5	5	5
Acreage - parks	184	184	184	184
Buildings	5	5	5	5
Baseball / softball fields	13	13	13	13
Football fields	4	4	4	4
Soccer fields	6	6	6	6
City Hall				
City Hall	1	1	1	1
Waterlines (miles)				
Waterlines (miles)	136	133	129	129
Wastewater				
Treatment plant	1	1	1	1
Sew erlines - City (miles)	130	128	124	124

Source: Various City departments

2012	2011	2010	2009	2008	2007
1	1	1	1	1	1
48	51	43	54	44	44
2	2	2	2	2	2
8	8	8	8	8	8
6	5	4	4	5	4
7	7	7	7	7	7
5	5	5	5	5	5
306	303	299	297	294	292
110	108	106	104	100	98
40	41	37	39	40	40
5	5	5	5	5	5
184	184	184	181	159	159
5	5	5	4	4	3
13	13	13	13	13	13
4	4	4	4	4	4
6	6	6	6	6	6
1	1	1	1	1	1
127	127	126	125	123	121
1	1	1	1	1	1
121	121	120	119	115	113



City of North Ridgeville, Ohio

7307 Avon Belden Road North Ridgeville, OH 44039
Phone: 440.353.0851 www.nridgeville.org



Dave Yost • Auditor of State

CITY OF NORTH RIDGEVILLE

LORAIN COUNTY

CLERK'S CERTIFICATION

This is a true and correct copy of the report which is required to be filed in the Office of the Auditor of State pursuant to Section 117.26, Revised Code, and which is filed in Columbus, Ohio.

Susan Babbitt

CLERK OF THE BUREAU

**CERTIFIED
OCTOBER 19, 2017**