

Dave Yost • Auditor of State

**CARDINGTON-LINCOLN LOCAL SCHOOL DISTRICT
MORROW COUNTY**

TABLE OF CONTENTS

TITLE	PAGE
Independent Auditor's Report	1
Management's Discussion and Analysis.....	5
Basic Financial Statements:	
Government-Wide Financial Statements:	
Statement of Net Position	19
Statement of Activities.....	20
Fund Financial Statements:	
Balance Sheet – Governmental Funds.....	21
Reconciliation of Total Governmental Fund Balances to Net Position of Governmental Activities.....	22
Statement of Revenues, Expenditures and Changes in Fund Balances – Governmental Funds.....	23
Reconciliation of the Statement of Revenues, Expenditures and Changes in Fund Balances of Governmental Funds to the Statement of Activities.....	24
Statement of Revenues, Expenditures, and Changes in Fund Balance – Budget and Actual (Non-GAAP Budgetary Basis) – General Fund.....	25
Statement of Fiduciary Net Position – Fiduciary Funds.....	26
Statement of Change in Fiduciary Net Position – Fiduciary Fund	27
Notes to the Basic Financial Statements	29
Schedules of Required Supplementary Information	65
Notes to the Schedules of Required Supplementary Information	72
Schedule of Expenditures of Federal Awards.....	73
Notes to the Schedule of Expenditures of Federal Awards	74
Independent Auditor's Report on Internal Control Over Financial Reporting and on Compliance and Other Matters Required by <i>Government Auditing Standards</i>	75
Independent Auditor's Report on Compliance with Requirements Applicable to Each Major Federal Program and on Internal Control Over Compliance Required by the Uniform Guidance.....	77
Schedule of Findings.....	81
Corrective Action Plan.....	83
Summary Schedule of Prior Audit Findings	84

THIS PAGE INTENTIONALLY LEFT BLANK



Dave Yost • Auditor of State

INDEPENDENT AUDITOR'S REPORT

Cardington-Lincoln Local School District
Morrow County
121 Nichols Street
Cardington, Ohio 43315

To the Board of Education:

Report on the Financial Statements

We have audited the accompanying financial statements of the governmental activities, each major fund, and the aggregate remaining fund information of the Cardington-Lincoln Local School District, Morrow County, Ohio (the District), as of and for the year ended June 30, 2016, and the related notes to the financial statements, which collectively comprise the District's basic financial statements as listed in the table of contents.

Management's Responsibility for the Financial Statements

Management is responsible for preparing and fairly presenting these financial statements in accordance with accounting principles generally accepted in the United States of America; this includes designing, implementing, and maintaining internal control relevant to preparing and fairly presenting financial statements that are free from material misstatement, whether due to fraud or error.

Auditor's Responsibility

Our responsibility is to opine on these financial statements based on our audit. We audited in accordance with auditing standards generally accepted in the United States of America and the financial audit standards in the Comptroller General of the United States' *Government Auditing Standards*. Those standards require us to plan and perform the audit to reasonably assure the financial statements are free from material misstatement.

An audit requires obtaining evidence about financial statement amounts and disclosures. The procedures selected depend on our judgment, including assessing the risks of material financial statement misstatement, whether due to fraud or error. In assessing those risks, we consider internal control relevant to the District's preparation and fair presentation of the financial statements in order to design audit procedures that are appropriate in the circumstances, but not to the extent needed to opine on the effectiveness of the District's internal control. Accordingly, we express no opinion. An audit also includes evaluating the appropriateness of management's accounting policies and the reasonableness of their significant accounting estimates, as well as our evaluation of the overall financial statement presentation.

We believe the audit evidence we obtained is sufficient and appropriate to support our audit opinions.

Opinion

In our opinion, the financial statements referred to above present fairly, in all material respects, the respective financial position of the governmental activities, each major fund, and the aggregate remaining fund information of the Cardington-Lincoln Local School District, Morrow County, Ohio, as of June 30, 2016, and the respective changes in financial position thereof and the budgetary comparison for the General fund thereof for the year then ended in accordance with the accounting principles generally accepted in the United States of America.

Emphasis of Matter

As discussed in Note 18 to the financial statements, the District was placed in fiscal caution on January 17, 2016 by the Ohio Department of Education. Note 18 describes management's plans regarding this matter. The financial statements do not include any adjustments that might result from the outcome of this uncertainty. This matter does not affect our opinion on these financial statements.

Other Matters

Required Supplementary Information

Accounting principles generally accepted in the United States of America require this presentation to include *Management's discussion and analysis* and schedules of net pension liabilities and pension contributions listed in the table of contents, to supplement the basic financial statements. Although this information is not part of the basic financial statements, the Governmental Accounting Standards Board considers it essential for placing the basic financial statements in an appropriate operational, economic, or historical context. We applied certain limited procedures to the required supplementary information in accordance with auditing standards generally accepted in the United States of America, consisting of inquiries of management about the methods of preparing the information and comparing the information for consistency with management's responses to our inquiries, to the basic financial statements, and other knowledge we obtained during our audit of the basic financial statements. We do not opine or provide any assurance on the information because the limited procedures do not provide us with sufficient evidence to opine or provide any other assurance.

Supplementary and Other Information

Our audit was conducted to opine on the District's basic financial statements taken as a whole.

The Schedule of Expenditures of Federal Awards presents additional analysis as required by Title 2 U.S. Code of Federal Regulations (CFR) Part 200, Uniform Administrative Requirements, Cost Principles, and Audit Requirements for Federal Awards and is not a required part of the financial statements.

The schedule is management's responsibility, and derives from and relates directly to the underlying accounting and other records used to prepare the basic financial statements. We subjected this schedule to the auditing procedures we applied to the basic financial statements. We also applied certain additional procedures, including comparing and reconciling the schedule directly to the underlying accounting and other records used to prepare the basic financial statements or to the basic financial statements themselves in accordance with auditing standards generally accepted in the United States of America. In our opinion, this schedule is fairly stated in all material respects in relation to the basic financial statements taken as a whole.

Other Reporting Required by Government Auditing Standards

In accordance with *Government Auditing Standards*, we have also issued our report dated December 19, 2016, on our consideration of the District's internal control over financial reporting and our tests of its compliance with certain provisions of laws, regulations, contracts and grant agreements and other matters. That report describes the scope of our internal control testing over financial reporting and compliance, and the results of that testing, and does not opine on internal control over financial reporting or on compliance. That report is an integral part of an audit performed in accordance with *Government Auditing Standards* in considering the District's internal control over financial reporting and compliance.

A handwritten signature in black ink that reads "Dave Yost". The signature is written in a cursive style with a large, looping "Y" and "O".

Dave Yost
Auditor of State
Columbus, Ohio

December 19, 2016

THIS PAGE INTENTIONALLY LEFT BLANK

**CARDINGTON-LINCOLN LOCAL SCHOOL DISTRICT
MORROW COUNTY**

MANAGEMENT'S DISCUSSION AND ANALYSIS
FOR THE FISCAL YEAR ENDED JUNE 30, 2016
UNAUDITED

The management's discussion and analysis of the Cardington-Lincoln Local School District's (the "District") financial performance provides an overall review of the District's financial activities for the fiscal year ended June 30, 2016. The intent of this discussion and analysis is to look at the District's financial performance as a whole; readers should also review the basic financial statements and the notes to the basic financial statements to enhance their understanding of the District's financial performance.

Financial Highlights

Key financial highlights for fiscal year 2016 are as follows:

- In total, net position of governmental activities decreased \$278,817 which represents a 7.43% decrease from fiscal year 2015.
- General revenues accounted for \$10,516,685 in revenue or 75.25% of all revenues. Program specific revenues in the form of charges for services and sales, grants and contributions accounted for \$3,458,575 or 24.75% of total revenues of \$13,975,260.
- The District had \$14,254,077 in expenses related to governmental activities; \$3,458,575 of these expenses was offset by program specific charges for services, grants or contributions. General revenues supporting governmental activities (primarily taxes and unrestricted grants and entitlements) of \$10,516,685 were not adequate to provide for these programs.
- The District has two major governmental funds, the general fund and the bond retirement fund. The general fund had \$12,455,724 in revenues and other financing sources and \$11,974,871 in expenditures. During fiscal year 2016, the general fund's fund balance increased \$480,853 from a deficit of \$342,464 to a balance of \$138,389.
- The bond retirement fund had \$368,249 in revenues and \$408,402 in expenditures. During fiscal year 2016, the bond retirement fund's fund balance decreased \$40,153 from \$742,474 to \$702,321.
- In January 2016, the Ohio Department of Education declared the district to be in a state of Fiscal Caution due to declining cash balances and projected deficits within the five year forecast. A fiscal plan of recovery has been approved by the Board of Education and submitted to ODE.

Using the Basic Financial Statements

This annual report consists of a series of financial statements and notes to those statements. These statements are organized so the reader can understand the District as a financial whole, an entire operating entity. The statements then proceed to provide an increasingly detailed look at specific financial activities.

The *statement of net position* and *statement of activities* provide information about the activities of the whole District, presenting both an aggregate view of the District's finances and a longer-term view of those finances. Fund financial statements provide the next level of detail. For governmental funds, these statements tell how services were financed in the short-term as well as what remains for future spending. The fund financial statements also look at the District's most significant funds with all other nonmajor funds presented in total in one column.

**CARDINGTON-LINCOLN LOCAL SCHOOL DISTRICT
MORROW COUNTY**

MANAGEMENT'S DISCUSSION AND ANALYSIS
FOR THE FISCAL YEAR ENDED JUNE 30, 2016
UNAUDITED
(Continued)

Reporting the District as a Whole

Statement of Net Position and the Statement of Activities

While this document contains the large number of funds used by the District to provide programs and activities, the view of the District as a whole looks at all financial transactions and asks the question, "How did we do financially during 2016?" The statement of net position and the statement of activities answer this question. These statements include *all assets, deferred outflows of resources, liabilities, deferred inflows of resources, revenues and expenses* using the *accrual basis of accounting* similar to the accounting used by most private-sector companies. This basis of accounting takes into accounts all of the current year's revenues and expenses regardless of when cash is received or paid.

These two statements report the District's *net position* and changes in net position. This change in net position is important because it tells the reader that, for the District as a whole, the *financial position* of the District has improved or diminished. The causes of this change may be the result of many factors, some financial, some not. Non-financial factors include the District's property tax base, current property tax laws in Ohio restricting revenue growth, facility conditions, required educational programs and other factors.

In the statement of net position and the statement of activities, the governmental activities include the District's programs and services, including instruction, administration, operation and maintenance of plant, pupil transportation, extracurricular activities, and food service operations. The statement of net position and statement of activities can be found on pages 19 and 20 of this report.

Reporting the District's Most Significant Funds

Fund Financial Statements

The analysis of the District's major governmental funds begins on page 13. Fund financial reports provide detailed information about the District's major funds. The District uses many funds to account for a multitude of financial transactions. However, these fund financial statements focus on the District's most significant funds. The District's major governmental funds are the general fund and the bond retirement fund.

Governmental Funds

Most of the District's activities are reported in governmental funds, which focus on how money flows into and out of those funds and the balances left at year-end available for spending in future periods. These funds are reported using an accounting method called *modified accrual* accounting, which measures cash and all other *financial assets* that can readily be converted to cash. The governmental fund financial statements provide a detailed *short-term* view of the District's general government operations and the basic services it provides. Governmental fund information helps you determine whether there are more or fewer financial resources that can be spent in the near future to finance educational programs. The relationship (or differences) between governmental *activities* (reported in the statement of net position and the statement of activities) and governmental *funds* is reconciled in the basic financial statements. The basic governmental fund financial statements can be found on pages 21-25.

**CARDINGTON-LINCOLN LOCAL SCHOOL DISTRICT
MORROW COUNTY**

MANAGEMENT'S DISCUSSION AND ANALYSIS
FOR THE FISCAL YEAR ENDED JUNE 30, 2016
UNAUDITED
(Continued)

Reporting the District's Fiduciary Responsibilities

The District is the trustee, or fiduciary, for its scholarship programs. This activity is presented as a private-purpose trust fund. The District also acts in a trustee capacity as an agent for individuals or other entities. These activities are reported in agency funds. All of the District's fiduciary activities are reported in separate statements of fiduciary net position and changes in fiduciary net position on pages 26 and 27. These activities are excluded from the District's other financial statements because the assets cannot be utilized by the District to finance its operations.

Notes to the Basic Financial Statements

The notes provide additional information that is essential to a full understanding of the data provided in the government-wide and fund financial statements. These notes to the basic financial statements can be found on pages 29-63 of this report.

Required Supplementary Information

In addition to the basic financial statements and accompanying notes, this report also presents certain required supplementary information concerning the District's net pension liability. The required supplementary information can be found on pages 65 through 71 of this report.

The District as a Whole

Recall that the statement of net position provides the perspective of the District as a whole. A comparative analysis has been provided.

**CARDINGTON-LINCOLN LOCAL SCHOOL DISTRICT
MORROW COUNTY**

MANAGEMENT'S DISCUSSION AND ANALYSIS
FOR THE FISCAL YEAR ENDED JUNE 30, 2016
UNAUDITED
(Continued)

The table below provides a summary of the District's net position at June 30, 2016 and June 30, 2015.

	Net Position	
	Governmental Activities 2016	Governmental Activities 2015
<u>Assets</u>		
Current and other assets	\$ 4,605,619	\$ 5,166,462
Capital assets, net	<u>20,804,464</u>	<u>21,762,850</u>
Total assets	<u>25,410,083</u>	<u>26,929,312</u>
<u>Deferred Outflows of Resources</u>		
Pensions	<u>1,792,643</u>	<u>933,494</u>
Total deferred outflows of resources	<u>1,792,643</u>	<u>933,494</u>
<u>Liabilities</u>		
Current liabilities	1,263,499	1,817,884
Long-term liabilities:		
Due within one year	443,110	393,359
Due in more than one year:		
Net pension liability	14,445,929	12,412,103
Other amounts	<u>4,411,841</u>	<u>4,540,321</u>
Total liabilities	<u>20,564,379</u>	<u>19,163,667</u>
<u>Deferred Inflows of Resources</u>		
Property taxes and PILOTs levied for next year	2,074,475	2,509,478
Payment in lieu of taxes levied for the next fiscal year	191,644	189,386
Pensions	<u>898,743</u>	<u>2,247,973</u>
Total deferred inflows of resources	<u>3,164,862</u>	<u>4,946,837</u>
<u>Net Position</u>		
Net investment in capital assets	16,680,134	17,589,400
Restricted	778,048	763,982
Unrestricted (deficit)	<u>(13,984,697)</u>	<u>(14,601,080)</u>
Total net position	<u>\$ 3,473,485</u>	<u>\$ 3,752,302</u>

During 2015, the District adopted GASB Statement 68, "Accounting and Financial Reporting for Pensions—an Amendment of GASB Statement 27," which significantly revises accounting for pension costs and liabilities. For reasons discussed below, many end users of this financial statement will gain a clearer understanding of the District's actual financial condition by adding deferred inflows related to pension and the net pension liability to the reported net position and subtracting deferred outflows related to pension.

**CARDINGTON-LINCOLN LOCAL SCHOOL DISTRICT
MORROW COUNTY**

MANAGEMENT'S DISCUSSION AND ANALYSIS
FOR THE FISCAL YEAR ENDED JUNE 30, 2016
UNAUDITED
(Continued)

Governmental Accounting Standards Board standards are national and apply to all government financial reports prepared in accordance with generally accepted accounting principles. When accounting for pension costs, GASB 27 focused on a funding approach. This approach limited pension costs to contributions annually required by law, which may or may not be sufficient to fully fund each plan's *net pension liability*. GASB 68 takes an earnings approach to pension accounting; however, the nature of Ohio's statewide pension systems and state law governing those systems requires additional explanation in order to properly understand the information presented in these statements.

Under the new standards required by GASB, the net pension liability equals the District's proportionate share of each plan's collective:

1. Present value of estimated future pension benefits attributable to active and inactive employees' past service
2. Minus plan assets available to pay these benefits

GASB notes that pension obligations, whether funded or unfunded, are part of the "employment exchange" – that is, the employee is trading his or her labor in exchange for wages, benefits, and the promise of a future pension. GASB noted that the unfunded portion of this pension promise is a present obligation of the government, part of a bargained-for benefit to the employee, and should accordingly be reported by the government as a liability since they received the benefit of the exchange. However, the District is not responsible for certain key factors affecting the balance of this liability. In Ohio, the employee shares the obligation of funding pension benefits with the employer. Both employer and employee contribution rates are capped by State statute. A change in these caps requires action of both Houses of the General Assembly and approval of the Governor. Benefit provisions are also determined by State statute. The employee enters the employment exchange with the knowledge that the employer's promise is limited not by contract but by law. The employer enters the exchange also knowing that there is a specific, legal limit to its contribution to the pension system. In Ohio, there is no legal means to enforce the unfunded liability of the pension system *as against the public employer*. State law operates to mitigate/lessen the moral obligation of the public employer to the employee, because all parties enter the employment exchange with notice as to the law. The pension system is responsible for the administration of the plan.

Most long-term liabilities have set repayment schedules or, in the case of compensated absences (i.e. sick and vacation leave), are satisfied through paid time-off or termination payments. There is no repayment schedule for the net pension liability. As explained above, changes in pension benefits, contribution rates, and return on investments affect the balance of the net pension liability, but are outside the control of the local government. In the event that contributions, investment returns, and other changes are insufficient to keep up with required pension payments, State statute does not assign/identify the responsible party for the unfunded portion. Due to the unique nature of how the net pension liability is satisfied, this liability is separately identified within the long-term liability section of the statement of net position.

In accordance with GASB 68, the District's statements prepared on an accrual basis of accounting include an annual pension expense for their proportionate share of each plan's *change* in net pension liability not accounted for as deferred inflows/outflows.

Over time, net position can serve as a useful indicator of a government's financial position. At June 30, 2016, the District's assets and deferred outflows exceeded liabilities and deferred inflows of resources by \$3,473,485.

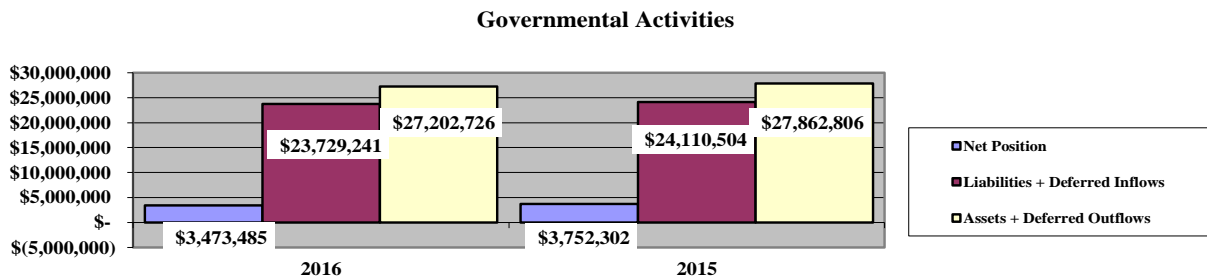
**CARDINGTON-LINCOLN LOCAL SCHOOL DISTRICT
MORROW COUNTY**

MANAGEMENT'S DISCUSSION AND ANALYSIS
FOR THE FISCAL YEAR ENDED JUNE 30, 2016
UNAUDITED
(Continued)

At year-end, capital assets represented 81.87% of total assets. Capital assets include land, land improvements, buildings and improvements, furniture and equipment, and vehicles. Net investment in capital assets at June 30, 2016 was \$16,680,134. These capital assets are used to provide services to the students and are not available for future spending. Although the District's investment in capital assets is reported net of related debt, it should be noted that the resources to repay the debt must be provided from other sources, since capital assets may not be used to liquidate these liabilities.

A portion of the District's net position, \$778,048, represents resources that are subject to external restriction on how they may be used. The remaining balance of unrestricted net position is a deficit of \$13,984,697.

The graph below presents the District's assets, liabilities and deferred inflows of resources and net position at June 30, 2016 and June 30, 2015.



The table below shows the change in net position for fiscal year 2016 and 2015.

Change in Net Position

	Governmental Activities <u>2016</u>	Governmental Activities <u>2015</u>
Revenues		
Program revenues:		
Charges for services and sales	\$ 1,432,363	\$ 1,029,670
Operating grants and contributions	2,026,212	1,720,849
General revenues:		
Property taxes	2,770,727	2,966,099
Income taxes	819,011	691,445
Grants and entitlements	6,725,710	6,593,262
Payment in lieu of taxes	191,644	189,386
Investment earnings	2,547	2,486
Miscellaneous	7,046	149,377
Total revenues	<u>13,975,260</u>	<u>13,342,574</u>

**CARDINGTON-LINCOLN LOCAL SCHOOL DISTRICT
MORROW COUNTY**

MANAGEMENT'S DISCUSSION AND ANALYSIS
FOR THE FISCAL YEAR ENDED JUNE 30, 2016
UNAUDITED
(Continued)

Change in Net Position

	Governmental Activities <u>2016</u>	Governmental Activities <u>2015</u>
<u>Expenses</u>		
Program expenses:		
Instruction:		
Regular	\$ 5,332,209	\$ 5,243,297
Special	1,823,791	1,921,615
Vocational	213,084	241,777
Other	1,342,568	1,607,935
Support services:		
Pupil	603,081	156,340
Instructional staff	266,982	192,587
Board of education	42,078	41,883
Administration	1,345,080	1,225,716
Fiscal	284,635	340,480
Operations and maintenance	1,584,692	1,453,338
Pupil transportation	532,150	546,470
Operations of non-instructional services:		
Food service operations	489,027	534,207
Other non-instructional services	2,873	430
Extracurricular activities	292,738	297,829
Interest and fiscal charges	<u>99,089</u>	<u>122,613</u>
Total expenses	<u>14,254,077</u>	<u>13,926,517</u>
Change in net position	(278,817)	(583,943)
Net position at beginning of year	<u>3,752,302</u>	<u>4,336,245</u>
Net position at end of year	<u>\$ 3,473,485</u>	<u>\$ 3,752,302</u>

Governmental Activities

Net position of the District's governmental activities decreased \$278,817. Total governmental expenses of \$14,254,077 were offset by program revenues of \$3,458,575 and general revenues of \$10,516,685. Program revenues supported 24.26% of the total governmental expenses. Charges for services increased \$402,693 mainly due to an increase in open enrollment in fiscal year 2016. Operating grants and contributions increased \$305,363 due to an increase in federal grants received. Income taxes increased \$127,566 during fiscal year 2016 which was a result of a full year of collections due to the passing of the District's levy in November 2013.

The primary sources of revenue for governmental activities are derived from property taxes, income taxes, and unrestricted grants and entitlements. These revenue sources represent 73.81% of total governmental revenue.

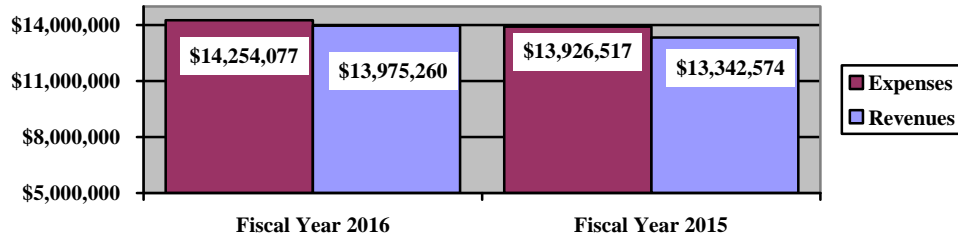
The largest expense of the District is for instructional programs. Instruction expenses totaled \$8,711,652 or 61.12% of total governmental expenses for fiscal year 2016.

**CARDINGTON-LINCOLN LOCAL SCHOOL DISTRICT
MORROW COUNTY**

MANAGEMENT'S DISCUSSION AND ANALYSIS
FOR THE FISCAL YEAR ENDED JUNE 30, 2016
UNAUDITED
(Continued)

The graph below presents the District's governmental activities revenue and expenses for fiscal year 2016 and 2015:

Governmental Activities - Revenues and Expenses



The statement of activities shows the cost of program services and the charges for services and grants offsetting those services. The following table shows, for governmental activities, the total cost of services and the net cost of services. That is, it identifies the cost of these services supported by tax revenue and unrestricted State grants and entitlements.

Governmental Activities

	Total Cost of Services <u>2016</u>	Net Cost of Services <u>2016</u>	Total Cost of Services <u>2015</u>	Net Cost of Services <u>2015</u>
Program expenses				
Instruction:				
Regular	\$ 5,332,209	\$ 3,790,871	\$ 5,243,297	\$ 4,406,090
Special	1,823,791	672,882	1,921,615	701,526
Vocational	213,084	103,046	241,777	136,140
Other	1,342,568	1,342,568	1,607,935	1,607,935
Support services:				
Pupil	603,081	603,081	156,340	156,340
Instructional staff	266,982	266,531	192,587	188,848
Board of education	42,078	42,078	41,883	41,883
Administration	1,345,080	1,324,837	1,225,716	1,207,183
Fiscal	284,635	284,635	340,480	340,480
Operations and maintenance	1,584,692	1,579,292	1,453,338	1,447,938
Pupil transportation	532,150	509,187	546,470	533,261
Operations of non-instructional services:				
Food service operations	489,027	18,739	534,207	98,099
Other non-instructional services	2,873	921	430	430
Extracurricular activities	292,738	157,745	297,829	187,232
Interest and fiscal charges	99,089	99,089	122,613	122,613
Total expenses	<u>\$ 14,254,077</u>	<u>\$ 10,795,502</u>	<u>\$ 13,926,517</u>	<u>\$ 11,175,998</u>

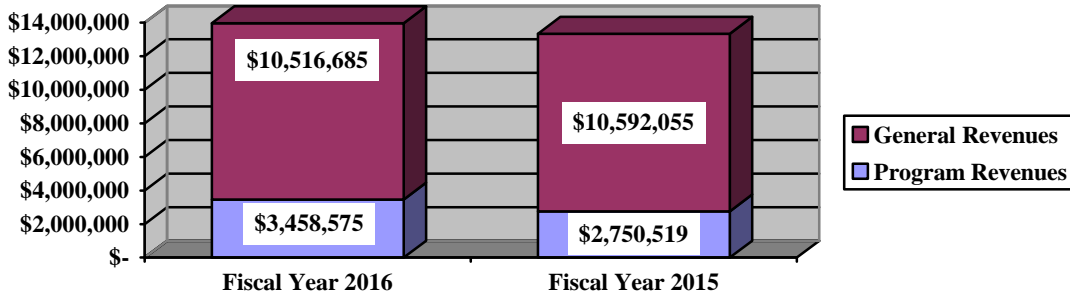
The dependence upon tax and other general revenues for governmental activities is apparent, 67.83% of instruction activities are supported through taxes and other general revenues. For all governmental activities, general revenues would support 75.74% of the total expenditures. The District's taxpayers and unrestricted grants and entitlements are by far the primary support for District's students.

**CARDINGTON-LINCOLN LOCAL SCHOOL DISTRICT
MORROW COUNTY**

MANAGEMENT'S DISCUSSION AND ANALYSIS
FOR THE FISCAL YEAR ENDED JUNE 30, 2016
UNAUDITED
(Continued)

The graph below presents the District's governmental activities revenue for fiscal year 2016 and 2015.

Governmental Activities - General and Program Revenues



The District's Funds

The District's governmental funds reported a combined fund balance of \$711,451, which is more than last year's total of \$325,415. The schedule below indicates the fund balance and the total change in fund balance as of June 30, 2016 and 2015.

	Fund Balance (Deficit) <u>June 30, 2016</u>	Fund Balance (Deficit) <u>June 30, 2015</u>	Increase/ (Decrease)	Percentage Change
General	\$ 138,389	\$ (342,464)	\$ 480,853	140.41 %
Bond retirement	702,321	742,474	(40,153)	(5.41) %
Other governmental	<u>(129,259)</u>	<u>(74,595)</u>	<u>(54,664)</u>	73.28 %
Total	<u>\$ 711,451</u>	<u>\$ 325,415</u>	<u>\$ 386,036</u>	118.63 %

**CARDINGTON-LINCOLN LOCAL SCHOOL DISTRICT
MORROW COUNTY**

MANAGEMENT'S DISCUSSION AND ANALYSIS
FOR THE FISCAL YEAR ENDED JUNE 30, 2016
UNAUDITED
(Continued)

General Fund

The District's general fund balance increased \$480,453.

The table that follows assists in illustrating the financial activities and fund balances of the general fund:

	<u>2016 Amount</u>	<u>2015 Amount</u>	<u>Increase/ (Decrease)</u>	<u>Percentage Change</u>
<u>Revenues</u>				
Property taxes	\$ 2,520,974	\$ 2,681,894	\$ (160,920)	(6.00) %
Income taxes	776,443	672,217	104,226	15.50 %
Payment in lieu of taxes	191,644	189,386	2,258	1.19 %
Tuition	783,682	699,649	84,033	12.01 %
Earnings on investments	2,547	2,486	61	2.45 %
Intergovernmental	7,477,805	7,462,137	15,668	0.21 %
Other revenues	<u>382,381</u>	<u>223,592</u>	<u>158,789</u>	71.02 %
Total	<u>\$ 12,135,476</u>	<u>\$ 11,931,361</u>	<u>\$ 204,115</u>	1.71 %
	<u>2016 Amount</u>	<u>2015 Amount</u>	<u>Increase/ (Decrease)</u>	<u>Percentage Change</u>
<u>Expenditures</u>				
Instruction	\$ 7,196,936	\$ 7,698,423	\$ (501,487)	(6.51) %
Support services	4,213,404	3,942,157	271,247	6.88 %
Non-instructional services	973	430	543	126.28 %
Extracurricular activities	156,194	181,460	(25,266)	(13.92) %
Capital outlay	320,248	-	320,248	100.00 %
Debt service	<u>87,116</u>	<u>-</u>	<u>87,116</u>	100.00 %
Total	<u>\$ 11,974,871</u>	<u>\$ 11,822,470</u>	<u>\$ 152,401</u>	1.29 %

Overall revenues of the general fund increased \$204,115 or 1.71%. Property taxes decreased due to fluctuations in the amount of tax collected and available for advance at fiscal year-end by the County Auditors. The District recorded income taxes of \$776,443 during fiscal year 2016 which was an increase of \$104,226. This increase is a result of a full year of collections due to the passing of the District's levy in November 2013. Tuition revenues increased due to an increase in open enrollment in fiscal year 2016. Other revenues increased due to an increase in rental income for the fiscal year 2016.

Overall expenditures of the general fund increased \$152,401 or 1.29%. The District's decrease in instruction expenditures is a result of a decrease in other and special instruction. This can be attributed to a decrease in the amount of accrued wages and benefits related to staff from the previous fiscal year. Support services expenditures increased 6.88% mainly due to higher administration and operations and maintenance expenditures. The increase in capital outlay expense can be attributed to the purchase of two new buses and computer equipment. The increase in debt service expenditures can be attributed to capital leases being issued for the two buses and computer equipment.

**CARDINGTON-LINCOLN LOCAL SCHOOL DISTRICT
MORROW COUNTY**

MANAGEMENT'S DISCUSSION AND ANALYSIS
FOR THE FISCAL YEAR ENDED JUNE 30, 2016
UNAUDITED
(Continued)

Bond Retirement Fund

The District's bond retirement fund, had \$368,249 in revenues and \$408,402 in expenditures. During fiscal year 2016, the bond retirement fund's fund balance decreased \$40,153 from \$742,474 to \$702,321.

General Fund Budgeting Highlights

The District's budget is prepared according to Ohio law and is based on accounting for certain transactions on a basis of cash receipts, disbursements and encumbrances. The most significant budgeted fund is the general fund.

During the course of fiscal year 2016, the original budgeted revenues of \$10,910,000 were \$1,350,000 less than the final budgeted revenues and other financing sources of \$12,260,000. Actual revenues and other financing sources for fiscal 2016 were \$12,262,376. This represents a \$2,376 increase from final budgeted revenues and other financing sources.

General fund original appropriations totaled \$10,799,778, which were \$1,492,700 less than final appropriations of \$12,292,478. The actual budget basis expenditures for fiscal year 2016 totaled \$12,293,317, which is \$839 more than the final budgeted appropriations.

Capital Assets and Debt Administration

Capital Assets

At the end of fiscal year 2016, the District had \$20,804,464 invested in land, land improvements, buildings and improvements, furniture and equipment and vehicles. This entire amount is reported in governmental activities.

The following table shows June 30, 2016 balances compared to June 30, 2015:

**Capital Assets at June 30
(Net of Depreciation)**

	Governmental Activities	
	2016	2015
Land	\$ 279,100	\$ 279,100
Land improvements	623,276	726,572
Building and improvements	19,363,236	20,490,342
Furniture and equipment	333,453	199,549
Vehicles	205,399	67,287
Total	\$ 20,804,464	\$ 21,762,850

The overall decrease in capital assets of \$958,386 is due to current year depreciation expense of \$1,299,221 exceeding additions during the current year of \$340,835.

See Note 8 to the basic financial statements for additional information on the District's capital assets.

**CARDINGTON-LINCOLN LOCAL SCHOOL DISTRICT
MORROW COUNTY**

MANAGEMENT'S DISCUSSION AND ANALYSIS
FOR THE FISCAL YEAR ENDED JUNE 30, 2016
UNAUDITED
(Continued)

Debt Administration

At June 30, 2016, the District had \$3,866,723 in general obligation bonds and energy conservation bonds and \$233,486 in capital lease obligations outstanding. Of this total, \$378,231 is due within one year and \$3,721,978 is due in more than one year.

The following table summarizes the bonds and loans outstanding:

Outstanding Debt, at Year End

	Governmental Activities <u>2016</u>	Governmental Activities <u>2015</u>
Capital appreciation bonds - auditorium	11,841	25,116
Accreted interest - auditorium	39,882	72,331
Current interest bonds - series 2014 refunding	2,890,000	3,070,000
HB264 Energy Conservation Bonds	925,000	990,000
Computer equipment capital lease	100,608	-
Buses capital lease	<u>132,878</u>	<u>-</u>
Total	<u>\$ 4,100,209</u>	<u>\$ 4,157,447</u>

At June 30, 2016, the District's voted debt margin was \$10,246,753 and the unvoted debt margin was \$138,292.

See Note 10 to the basic financial statements for additional information on the District's debt administration.

Current Financial Related Activities

Funding

The District receives 55% of its operating revenues through the State's Foundation formula for school funding. The State's new funding formula for the next biennium FY2017 and FY2018 is projected to provide additional revenue to the District as unrestricted funds and restricted funds. Local property values have increased the tax base due to the large amount of agricultural use land (CAUV). In 2015 the total valuation was \$138M, compared to \$137M in 2014's total valuation. The District was fortunate to have passed a new earned income tax of .75% in November 2013. Fiscal 2016 was the first year of full collection, which generated just over \$776,000 for operating expenditures.

Budget

Employee wage compensation and fringe benefits consume approximately 69% of the general fund budget. The district's health insurance premium cost is the single largest expense after wages. Control over the insurance expense near term will be vital for the overall financial wellbeing of the district. The school also contracts for personal services through purchased service contracts that are in addition to the wage costs. Supplies and materials are projected to be maintained. Needed capital purchases such as technology and buses are leased due to a limited cash position.

**CARDINGTON-LINCOLN LOCAL SCHOOL DISTRICT
MORROW COUNTY**

MANAGEMENT'S DISCUSSION AND ANALYSIS
FOR THE FISCAL YEAR ENDED JUNE 30, 2016
UNAUDITED
(Continued)

Contacting the District's Financial Management

This financial report is designed to provide our citizens, taxpayers, and investors and creditors with a general overview of the District's finances and to show the District's accountability for the money it receives. If you have questions about this report or need additional financial information contact Mr. Jon Mason, Cardington-Lincoln Local School District, 121 Nichols Street, Cardington, Ohio 43315-1121

THIS PAGE INTENTIONALLY LEFT BLANK

**CARDINGTON-LINCOLN LOCAL SCHOOL DISTRICT
MORROW COUNTY**

STATEMENT OF NET POSITION
JUNE 30, 2016

	Governmental Activities
Assets:	
Equity in pooled cash and cash equivalents.	\$ 900,542
Receivables:	
Property taxes	2,897,724
Income taxes.	369,701
Payment in lieu of taxes	191,644
Accounts.	5,507
Intergovernmental	235,823
Loans	865
Materials and supplies inventory.	715
Inventory held for resale.	3,098
Capital assets:	
Nondepreciable capital assets	279,100
Depreciable capital assets, net.	20,525,364
Capital assets, net	20,804,464
Total assets.	25,410,083
 Deferred outflows of resources:	
Pension - STRS	1,463,821
Pension - SERS	328,822
Total deferred outflows of resources	1,792,643
 Liabilities:	
Accounts payable.	29,237
Accrued wages and benefits payable	1,012,264
Intergovernmental payable	47,632
Pension and postemployment benefits payable.	166,794
Accrued interest payable	7,572
Long-term liabilities:	
Due within one year.	443,110
Due in more than one year:	
Net pension liability (See Note 12)	14,445,929
Other amounts due in more than one year	4,411,841
Total liabilities	20,564,379
 Deferred inflows of resources:	
Property taxes levied for the next fiscal year.	2,074,475
Payment in lieu of taxes levied for the next fiscal year	191,644
Pension - STRS.	828,268
Pension - SERS.	70,475
Total deferred inflows of resources	3,164,862
 Net position:	
Net investment in capital assets	16,680,134
Restricted for:	
Classroom facilities maintenance	37,823
Debt service.	666,953
Locally funded programs	5,002
State funded programs.	13,552
Federally funded programs	33,309
Student activities	17,266
Other purposes	4,143
Unrestricted (deficit)	(13,984,697)
Total net position.	\$ 3,473,485

SEE ACCOMPANYING NOTES TO THE BASIC FINANCIAL STATEMENTS

**CARDINGTON-LINCOLN LOCAL SCHOOL DISTRICT
MORROW COUNTY**

STATEMENT OF ACTIVITIES
FOR THE FISCAL YEAR ENDED JUNE 30, 2016

	Expenses	Program Revenues		Net (Expense)
		Charges for Services and Sales	Operating Grants and Contributions	Revenue and Changes in Net Position
				Governmental Activities
Governmental activities:				
Instruction:				
Regular	\$ 5,332,209	\$ 1,138,774	\$ 402,564	\$ (3,790,871)
Special	1,823,791	-	1,150,909	(672,882)
Vocational	213,084	-	110,038	(103,046)
Other	1,342,568	-	-	(1,342,568)
Support services:				
Pupil.	603,081	-	-	(603,081)
Instructional staff	266,982	-	451	(266,531)
Board of education	42,078	-	-	(42,078)
Administration.	1,345,080	20,243	-	(1,324,837)
Fiscal.	284,635	-	-	(284,635)
Operations and maintenance	1,584,692	-	5,400	(1,579,292)
Pupil transportation.	532,150	-	22,963	(509,187)
Operation of non-instructional services:				
Food service operations	489,027	153,364	316,924	(18,739)
Other non-instructional services	2,873	-	1,952	(921)
Extracurricular activities.	292,738	119,982	15,011	(157,745)
Interest and fiscal charges	99,089	-	-	(99,089)
Total governmental activities	\$ 14,254,077	\$ 1,432,363	\$ 2,026,212	(10,795,502)
General revenues:				
Property taxes levied for:				
General purposes				2,449,956
Debt service.				320,771
Payments in lieu of taxes.				191,644
Income taxes levied for:				
General purposes				819,011
Grants and entitlements not restricted				
to specific programs				6,725,710
Investment earnings				2,547
Miscellaneous				7,046
Total general revenues				10,516,685
Change in net position				(278,817)
Net position at beginning of year				3,752,302
Net position at end of year.				\$ 3,473,485

SEE ACCOMPANYING NOTES TO THE BASIC FINANCIAL STATEMENTS

**CARDINGTON-LINCOLN LOCAL SCHOOL DISTRICT
MORROW COUNTY**

BALANCE SHEET
GOVERNMENTAL FUNDS
JUNE 30, 2016

	<u>General</u>	<u>Bond Retirement</u>	<u>Nonmajor Governmental Funds</u>	<u>Total Governmental Funds</u>
Assets:				
Equity in pooled cash and cash equivalents.	\$ 161,039	\$ 628,011	\$ 111,492	\$ 900,542
Receivables:				
Property taxes.	2,579,598	318,126	-	2,897,724
Income taxes	369,701	-	-	369,701
Payment in lieu of taxes	191,644	-	-	191,644
Accounts	4,275	-	1,232	5,507
Interfund loans	81,350	-	-	81,350
Loans.	865	-	-	865
Intergovernmental.	103,995	-	131,828	235,823
Materials and supplies inventory.	-	-	715	715
Inventory held for resale.	-	-	3,098	3,098
Total assets	<u>\$ 3,492,467</u>	<u>\$ 946,137</u>	<u>\$ 248,365</u>	<u>\$ 4,686,969</u>
Liabilities:				
Accounts payable	\$ 16,814	\$ -	\$ 12,423	\$ 29,237
Accrued wages and benefits payable	893,311	-	118,953	1,012,264
Compensated absences payable	6,648	-	-	6,648
Intergovernmental payable	15,963	-	31,669	47,632
Pension and postemployment benefits payable.	160,615	-	6,179	166,794
Interfund loans payable.	-	-	81,350	81,350
Total liabilities.	<u>1,093,351</u>	<u>-</u>	<u>250,574</u>	<u>1,343,925</u>
Deferred inflows of resources:				
Property taxes levied for the next fiscal year.	1,846,711	227,764	-	2,074,475
Payment in lieu of taxes levied for the next fiscal year.	191,644	-	-	191,644
Delinquent property tax revenue not available.	129,947	16,052	-	145,999
Income tax revenue not available	92,425	-	-	92,425
Intergovernmental revenue not available.	-	-	127,050	127,050
Total deferred inflows of resources	<u>2,260,727</u>	<u>243,816</u>	<u>127,050</u>	<u>2,631,593</u>
Fund balances:				
Nonspendable:				
Materials and supplies inventory.	-	-	715	715
Restricted:				
Debt service	-	702,321	-	702,321
Classroom facilities maintenance	-	-	37,823	37,823
Targeted academic assistance	-	-	3,041	3,041
Other purposes.	-	-	14,792	14,792
Extracurricular.	-	-	17,266	17,266
Committed:				
Capital improvements	-	-	191	191
Assigned:				
Student instruction	37,883	-	-	37,883
Student and staff support.	38,913	-	-	38,913
Unassigned (deficit)	61,593	-	(203,087)	(141,494)
Total fund balances (deficit)	<u>138,389</u>	<u>702,321</u>	<u>(129,259)</u>	<u>711,451</u>
Total liabilities, deferred inflows and fund balances	<u>\$ 3,492,467</u>	<u>\$ 946,137</u>	<u>\$ 248,365</u>	<u>\$ 4,686,969</u>

SEE ACCOMPANYING NOTES TO THE BASIC FINANCIAL STATEMENTS

**CARDINGTON-LINCOLN LOCAL SCHOOL DISTRICT
MORROW COUNTY**

RECONCILIATION OF TOTAL GOVERNMENTAL FUND BALANCES TO
NET POSITION OF GOVERNMENTAL ACTIVITIES
JUNE 30, 2016

Total governmental fund balances		\$	711,451
<i>Amounts reported for governmental activities on the statement of net position are different because:</i>			
Capital assets used in governmental activities are not financial resources and therefore are not reported in the funds.			20,804,464
Other long-term assets are not available to pay for current-period expenditures and therefore are deferred inflows in the funds.			
Property taxes receivable	\$	145,999	
Income taxes receivable		92,425	
Intergovernmental receivable		127,050	
Total		365,474	365,474
Unamortized premiums on bonds issued are not recognized in the funds.			(79,854)
Accrued interest payable is not due and payable in the current period and therefore is not reported in the funds.			(7,572)
The net pension liability is not due and payable in the current period; therefore, the liability and related deferred inflows/outflows are not reported in governmental funds:			
Deferred outflows of resources - pension		1,792,643	
Deferred inflows of resources - pension		(898,743)	
Net pension liability		(14,445,929)	
Total		(13,552,029)	(13,552,029)
Long-term liabilities, including bonds payable, are not due and payable in the current period and therefore are not reported in the funds.			
General obligation bonds		(2,941,723)	
Energy conservation bonds		(925,000)	
Compensated absences		(668,240)	
Capital lease obligations		(233,486)	
Total		(4,768,449)	(4,768,449)
Net position of governmental activities		\$	3,473,485

SEE ACCOMPANYING NOTES TO THE BASIC FINANCIAL STATEMENTS

**CARDINGTON-LINCOLN LOCAL SCHOOL DISTRICT
MORROW COUNTY**

STATEMENT OF REVENUES, EXPENDITURES AND CHANGES IN FUND BALANCES
GOVERNMENTAL FUNDS
FOR THE FISCAL YEAR ENDED JUNE 30, 2016

	<u>General</u>	<u>Bond Retirement</u>	<u>Nonmajor Governmental Funds</u>	<u>Total Governmental Funds</u>
Revenues:				
From local sources:				
Property taxes	\$ 2,520,974	\$ 323,323	\$ -	\$ 2,844,297
Income taxes	776,443	-	-	776,443
Payment in lieu of taxes	191,644	-	-	191,644
Tuition	783,682	-	-	783,682
Earnings on investments	2,547	-	-	2,547
Charges for services	-	-	153,364	153,364
Extracurricular	20,153	-	119,982	140,135
Rental income	310,076	-	-	310,076
Contributions and donations	90	-	18,975	19,065
Other local revenues	52,062	-	-	52,062
Intergovernmental - state	7,381,777	44,926	57,801	7,484,504
Intergovernmental - federal	96,028	-	1,036,444	1,132,472
Total revenues	<u>12,135,476</u>	<u>368,249</u>	<u>1,386,566</u>	<u>13,890,291</u>
Expenditures:				
Current:				
Instruction:				
Regular	4,315,515	-	37,230	4,352,745
Special	1,353,223	-	452,735	1,805,958
Vocational	184,282	-	-	184,282
Other	1,343,916	-	-	1,343,916
Support services:				
Pupil	232,213	-	388,417	620,630
Instructional staff	223,197	-	284	223,481
Board of education	42,268	-	-	42,268
Administration	1,336,961	-	-	1,336,961
Fiscal	272,774	9,921	-	282,695
Operations and maintenance	1,589,883	-	7,370	1,597,253
Pupil transportation	516,108	-	-	516,108
Operation of non-instructional services:				
Food service operations	-	-	412,797	412,797
Other operation of non-instructional	973	-	1,900	2,873
Extracurricular activities	156,194	-	140,497	296,691
Capital outlay	320,248	-	-	320,248
Debt service:				
Principal retirement	86,762	300,000	-	386,762
Interest and fiscal charges	354	98,481	-	98,835
Total expenditures	<u>11,974,871</u>	<u>408,402</u>	<u>1,441,230</u>	<u>13,824,503</u>
Excess (deficiency) of revenues over (under) expenditures	<u>160,605</u>	<u>(40,153)</u>	<u>(54,664)</u>	<u>65,788</u>
Other financing sources:				
Capital lease transaction	320,248	-	-	320,248
Total other financing sources	<u>320,248</u>	<u>-</u>	<u>-</u>	<u>320,248</u>
Net change in fund balances	480,853	(40,153)	(54,664)	386,036
Fund balances (deficit) at beginning of year	(342,464)	742,474	(74,595)	325,415
Fund balances (deficit) at end of year	\$ 138,389	\$ 702,321	\$ (129,259)	\$ 711,451

SEE ACCOMPANYING NOTES TO THE BASIC FINANCIAL STATEMENTS

**CARDINGTON-LINCOLN LOCAL SCHOOL DISTRICT
MORROW COUNTY**

RECONCILIATION OF THE STATEMENT OF REVENUES, EXPENDITURES
AND CHANGES IN FUND BALANCES OF GOVERNMENTAL FUNDS
TO THE STATEMENT OF ACTIVITIES
FOR THE FISCAL YEAR ENDED JUNE 30, 2016

Net change in fund balances - total governmental funds	\$	386,036
 <i>Amounts reported for governmental activities in the statement of activities are different because:</i>		
 Governmental funds report capital outlays as expenditures. However, in the statement of activities, the cost of those assets is allocated over their estimated useful lives as depreciation expense.		
Capital asset additions	\$ 340,835	
Current year depreciation	(1,299,221)	
Total		(958,386)
 Revenues in the statement of activities that do not provide current financial resources are not reported as revenues in the funds.		
Property taxes	(73,570)	
Income taxes	42,568	
Intergovernmental	105,623	
Total		74,621
 Repayment of long-term debt is an expenditure in the governmental funds, but the repayment reduces long-term liabilities on the statement of net position. Principal payments during the year were:		
		386,762
 Issuance of capital leases are recorded as other financing sources in the funds; however, in the statement of activities, they are not reported as other financing sources as they increase liabilities on the statement of net position.		
		(320,248)
 In the statement of activities, interest is accrued on outstanding bonds, whereas in governmental funds, an interest expenditure is reported when due. The following items resulted in additional interest being reported in the statement of activities:		
Decrease in accrued interest payable	542	
Accreted interest on capital appreciation bonds	(9,276)	
Amortization of bond premiums	8,480	
Total		(254)
 Contractually required contributions are reported as expenditures in governmental funds; however, the statement of activities reports these amounts as deferred outflows.		
		921,457
 Except for amounts reported as deferred inflows/outflows, changes in the net pension liability are reported as pension expense in the statement of activities.		
		(746,904)
 Some expenses reported in the statement of activities, such as compensated absences, do not require the use of current financial resources and therefore are not reported as expenditures in governmental funds.		
		(21,901)
Change in net position of governmental activities	\$	(278,817)

SEE ACCOMPANYING NOTES TO THE BASIC FINANCIAL STATEMENTS

**CARDINGTON-LINCOLN LOCAL SCHOOL DISTRICT
MORROW COUNTY**

STATEMENT OF REVENUES, EXPENDITURES AND CHANGES IN
FUND BALANCE - BUDGET AND ACTUAL (NON-GAAP BUDGETARY BASIS)
GENERAL FUND
FOR THE FISCAL YEAR ENDED JUNE 30, 2016

	<u>Budgeted Amounts</u>			Variance with Final Budget Positive (Negative)
	<u>Original</u>	<u>Final</u>	<u>Actual</u>	
Revenues:				
From local sources:				
Property taxes	\$ 2,419,314	\$ 2,711,000	\$ 2,712,134	\$ 1,134
Income taxes.	707,724	810,000	807,868	(2,132)
Tuition.	-	790,000	783,682	(6,318)
Earnings on investments	2,008	2,000	2,896	896
Rental income	310,194	309,000	310,076	1,076
Other local revenues	230,889	246,000	242,379	(3,621)
Intergovernmental - state	7,169,601	7,237,000	7,248,346	11,346
Intergovernmental - federal	70,270	95,000	96,028	1,028
Total revenues	<u>10,910,000</u>	<u>12,200,000</u>	<u>12,203,409</u>	<u>3,409</u>
Expenditures:				
Current:				
Instruction:				
Regular	4,725,687	4,569,010	4,488,688	80,322
Special.	1,222,364	1,495,795	1,593,829	(98,034)
Vocational.	190,621	191,689	190,634	1,055
Other.	265,114	1,444,903	1,384,294	60,609
Support services:				
Pupil.	234,349	235,661	222,468	13,193
Instructional staff	202,537	203,671	217,345	(13,674)
Board of education	37,865	38,077	43,608	(5,531)
Administration.	1,388,991	1,497,048	1,344,550	152,498
Fiscal	308,745	310,474	312,741	(2,267)
Operations and maintenance.	1,383,738	1,461,682	1,753,008	(291,326)
Pupil transportation	665,950	669,678	572,547	97,131
Other non-instructional services	997	1,003	973	30
Extracurricular activities.	172,820	173,787	168,632	5,155
Total expenditures	<u>10,799,778</u>	<u>12,292,478</u>	<u>12,293,317</u>	<u>(839)</u>
Excess (deficiency) of revenues over (under) expenditures.	<u>110,222</u>	<u>(92,478)</u>	<u>(89,908)</u>	<u>2,570</u>
Other financing sources:				
Refund of prior year's expenditures	-	60,000	58,967	(1,033)
Total other financing sources	<u>-</u>	<u>60,000</u>	<u>58,967</u>	<u>(1,033)</u>
Net change in fund balance	110,222	(32,478)	(30,941)	1,537
Fund balance at beginning of year	74,264	74,264	74,264	-
Prior year encumbrances appropriated	34,478	34,478	34,478	-
Fund balance at end of year	<u>\$ 218,964</u>	<u>\$ 76,264</u>	<u>\$ 77,801</u>	<u>\$ 1,537</u>

SEE ACCOMPANYING NOTES TO THE BASIC FINANCIAL STATEMENTS

**CARDINGTON-LINCOLN LOCAL SCHOOL DISTRICT
MORROW COUNTY**

STATEMENT OF FIDUCIARY NET POSITION
FIDUCIARY FUNDS
JUNE 30, 2016

	<u>Private-Purpose Trust</u>	
	<u>Scholarship</u>	<u>Agency</u>
Assets:		
Equity in pooled cash and cash equivalents	\$ 788,279	\$ 31,127
Total assets.	<u>788,279</u>	<u>\$ 31,127</u>
Liabilities:		
Due to students.	-	\$ 30,262
Loans payable	<u>-</u>	<u>865</u>
Total liabilities	<u>-</u>	<u>\$ 31,127</u>
Net position:		
Held in trust for scholarships	<u>788,279</u>	
Total net position.	<u>\$ 788,279</u>	

SEE ACCOMPANYING NOTES TO THE BASIC FINANCIAL STATEMENTS

**CARDINGTON-LINCOLN LOCAL SCHOOL DISTRICT
MORROW COUNTY**

STATEMENT OF CHANGE IN FIDUCIARY NET POSITION
FIDUCIARY FUND
FOR THE FISCAL YEAR ENDED JUNE 30, 2016

	Private-Purpose Trust	
	Scholarship	
Additions:		
Gifts and contributions.	\$ 8,042	
Total additions.	8,042	
 Deductions:		
Scholarships awarded	22,700	
Change in net position	(14,658)	
Net position at beginning of year.	802,937	
Net position at end of year	\$ 788,279	

SEE ACCOMPANYING NOTES TO THE BASIC FINANCIAL STATEMENTS

THIS PAGE INTENTIONALLY LEFT BLANK

**CARDINGTON-LINCOLN LOCAL SCHOOL DISTRICT
MORROW COUNTY**

**NOTES TO THE BASIC FINANCIAL STATEMENTS
FOR THE FISCAL YEAR ENDED JUNE 30, 2016**

NOTE 1 - DESCRIPTION OF THE SCHOOL DISTRICT

The Cardington-Lincoln Local School District (the "District") is located primarily in Morrow (and serves a small portion of Marion) County and includes the Village of Cardington and Lincoln Township. The District serves an area of approximately 85 square miles.

The District was established in 1840 through the consolidation of existing land areas and school districts. The District is organized under Sections 2 and 3, Article VI of the Constitution of the State of Ohio. Under such laws, there is no authority for a school district to have a charter or adopt local laws. The legislative power of the school district is vested in the Board of Education, consisting of five members elected at large for staggered four year terms.

The District currently operates 1 elementary school, 1 middle school, and 1 comprehensive high school. The District employs 49 non-certified, 79 certified employees and 6 administrators to provide services to approximately 1,265 students in grades K through 12 and various community groups.

NOTE 2 - SUMMARY OF SIGNIFICANT ACCOUNTING POLICIES

The basic financial statements of the District have been prepared in conformity with accounting principles generally accepted in the United States of America (GAAP) as applied to governmental units. The Governmental Accounting Standards Board (GASB) is the accepted standard-setting body for establishing governmental accounting and financial reporting principles. The District's significant accounting policies are described below.

A. Reporting Entity

The reporting entity has been defined in accordance with GASB Statement No. 14, "The Financial Reporting Entity" as amended by GASB Statement No. 39, "Determining Whether Certain Organizations Are Component Units" and GASB Statement No. 61, "The Financial Reporting Entity: Omnibus an amendment of GASB Statements No. 14 and No. 34". The reporting entity is composed of the primary government and component units. The primary government consists of all funds, departments, boards and agencies that are not legally separate from the District. For the District, this includes general operations, food service, and student related activities of the District.

Component units are legally separate organizations for which the District is financially accountable. The District is financially accountable for an organization if the District appoints a voting majority of the organization's Governing Board and (1) the District is able to significantly influence the programs or services performed or provided by the organization; or (2) the District is legally entitled to or can otherwise access the organization's resources; or (3) the District is legally obligated or has otherwise assumed the responsibility to finance the deficits of, or provide financial support to, the organization; or (4) the District is obligated for the debt of the organization. Component units may also include organizations that are fiscally dependent on the District in that the District approves the budget, the issuance of debt or the levying of taxes. Certain organizations are also included as component units if the nature and significance of the relationship between the primary government and the organization is such that exclusion by the primary government would render the primary government's financial statements incomplete or misleading. Based upon the application of these criteria, the District has no component units.

**CARDINGTON-LINCOLN LOCAL SCHOOL DISTRICT
MORROW COUNTY**

NOTES TO THE BASIC FINANCIAL STATEMENTS
FOR THE FISCAL YEAR ENDED JUNE 30, 2016
(Continued)

NOTE 2 - SUMMARY OF SIGNIFICANT ACCOUNTING POLICIES - (Continued)

The following organizations are described due to their relationship to the District:

JOINTLY GOVERNED ORGANIZATIONS

Meta Solutions

The District is a participant in Meta Solutions which is a computer consortium that was the result of a merger between Tri-Rivers Educational Computer Association (TRECA) and the Metropolitan Educational Council (MEC). Meta Solutions develops, implements and supports the technology and instructional needs of schools in a cost-effective manner. Meta Solutions provides instructional, core, technology and purchasing services for its member districts. The Board of Directors consists of the Superintendents from eight of the member districts. During fiscal year 2016, the District paid Meta Solutions \$27,298 for services. Financial information can be obtained from Dave Varda, who serves as Chief Financial Officer, 100 Executive Drive, Marion, Ohio 43302.

Tri-Rivers Career Center

The Tri-Rivers Career Center (the "Center") is a distinct political subdivision of the State of Ohio. The Center operates under the direction of a Board consisting of one representative from each of the participating school district's Board of Education, one representative from the Mid-Ohio Educational Service Center and three representatives from the North Central Ohio Educational Service Center. The Center Board of Education possesses its own budgeting and taxing authority. Financial information is available from Steve Earnest, Treasurer, at 2222 Marion-Mt. Gilead Road, Marion, Ohio 43302.

Cardington-Lincoln Joint Recreation Board

The District and the Village of Cardington participate in a Joint Recreation Board, created under the provisions of Ohio Revised Code, Sections 755.12 to 755.18. The Joint Recreation Board consists of two representatives from each participant, and one appointed by the four members. The degree of control exercised by the District is limited to its representation on the Board. Financial information is available from the Treasurer, P.O. Box 10, Cardington, Ohio 43315.

RELATED ORGANIZATION

Cardington-Lincoln School District Public Library

The Cardington-Lincoln School District Public Library is a distinct subdivision of the State of Ohio, created under Chapter 3375 of the Ohio Revised Code. The Library is governed by a Board of Trustees appointed by the Cardington-Lincoln School District Board of Education. The Board of Trustees possesses its own contracting and budgeting authority, hires and fires personnel and does not depend on the District for operational subsidies. Although the District does serve as the taxing authority for the Library, its role is limited to a ministerial function. The determination to request approval of a tax, including its rate and the purpose, are discretionary decisions made solely by the Board of Trustees. Financial information is available from the Cardington Public Library, Clerk/Treasurer, at 128 East Main Street, Cardington, Ohio 44315.

**CARDINGTON-LINCOLN LOCAL SCHOOL DISTRICT
MORROW COUNTY**

NOTES TO THE BASIC FINANCIAL STATEMENTS
FOR THE FISCAL YEAR ENDED JUNE 30, 2016
(Continued)

NOTE 2 - SUMMARY OF SIGNIFICANT ACCOUNTING POLICIES - (Continued)

INSURANCE PURCHASING POOLS

Ohio School Boards Association and Ohio Association of School Business Officials Workers' Compensation Group Rating Plan

The District participates in a group rating plan for workers' compensation as established under Section 4123.29 of the Ohio Revised Code. The Workers' Compensation Group Rating Plan (GRP) was established through the Ohio School Boards Association (OSBA) and Ohio Association of School Business Officials (OASBO) as a group purchasing pool.

B. Fund Accounting

The District uses funds to maintain its financial records during the year. A fund is defined as a fiscal and accounting entity with a self balancing set of accounts. There are three categories of funds: governmental, proprietary and fiduciary. The District does not have any proprietary funds.

GOVERNMENTAL FUNDS

Governmental funds are those through which most governmental functions typically are financed. Governmental fund reporting focuses on the sources, uses and balances of current financial resources. Expendable assets are assigned to the various governmental funds according to the purposes for which they may or must be used. Current liabilities are assigned to the fund from which they will be paid. The difference between governmental fund assets plus deferred outflows of resources and liabilities plus deferred inflows of resources is reported as fund balance.

The following are the District's major governmental funds:

General fund - The general fund is used to account for and report all financial resources not accounted for and reported in another fund. The general fund balance is available for any purpose provided it is expended or transferred according to the general laws of Ohio.

Bond retirement fund - This fund is used to account for the accumulation of resources and payment of general obligation bond principal and interest and certain long-term obligations from governmental resources when the government is obligated in some manner for payment.

Other governmental funds of the District are used to account for (a) financial resources that are restricted, committed, or assigned to expenditures for capital outlays including the acquisition or construction of capital facilities and other capital assets and (b) specific revenue sources that are restricted or committed to an expenditure for specified purposes other than debt service or capital projects.

**CARDINGTON-LINCOLN LOCAL SCHOOL DISTRICT
MORROW COUNTY**

NOTES TO THE BASIC FINANCIAL STATEMENTS
FOR THE FISCAL YEAR ENDED JUNE 30, 2016
(Continued)

NOTE 2 - SUMMARY OF SIGNIFICANT ACCOUNTING POLICIES - (Continued)

FIDUCIARY FUNDS

Fiduciary fund reporting focuses on net position and changes in net position. The fiduciary fund category is split into four classifications: pension trust funds, investment trust funds, private-purpose trust funds and agency funds. Trust funds are used to account for assets held by the District under a trust agreement for individuals, private organizations, or other governments and are therefore not available to support the District's own programs. The District's only trust fund is a private-purpose trust which accounts for scholarship programs for students. Agency funds are custodial in nature (assets equal liabilities) and do not involve measurement of results of operations. The District's agency fund accounts for student activities.

C. Basis of Presentation and Measurement Focus

Government-wide Financial Statements - The statement of net position and the statement of activities display information about the District as a whole. These statements include the financial activities of the primary government, except for fiduciary funds.

The government-wide statement of activities presents a comparison between direct expenses and program revenues for each function or program of the governmental activities of the District. Direct expenses are those that are specifically associated with a service, program or department and therefore clearly identifiable to a particular function. Program revenues include amounts paid by the recipient of goods or services offered by the program and grants and contributions that are restricted to meeting the operational or capital requirements of a particular program. Revenues not classified as program revenues are presented as general revenues of the District.

The government-wide financial statements are prepared using the economic resources measurement focus. All assets, deferred outflows of resources, liabilities and deferred inflows of resources associated with the operation of the District are included on the statement of net position.

Fund Financial Statements - Fund financial statements report detailed information about the District. The focus of governmental fund financial statements is on major funds rather than reporting funds by type. Each major fund is presented in a separate column and all nonmajor funds are aggregated into one column. Fiduciary funds are reported by fund type.

All governmental funds are accounted for using a flow of current financial resources measurement focus. With this measurement focus, only current assets, current deferred outflows of resources, current liabilities and current deferred inflows of resources generally are included on the balance sheet. The statement of revenues, expenditures and changes in fund balances reports on the sources (i.e., revenues and other financing sources) and uses (i.e., expenditures and other financing uses) of current financial resources. This approach differs from the manner in which the governmental activities of the government-wide financial statements are prepared. Governmental fund financial statements therefore include a reconciliation with brief explanations to better identify the relationship between the government-wide statements and the statements for governmental funds.

The private-purpose trust fund is reported using the economic resources measurement focus. Agency funds do not report a measurement focus as they do not report operations.

**CARDINGTON-LINCOLN LOCAL SCHOOL DISTRICT
MORROW COUNTY**

NOTES TO THE BASIC FINANCIAL STATEMENTS
FOR THE FISCAL YEAR ENDED JUNE 30, 2016
(Continued)

NOTE 2 - SUMMARY OF SIGNIFICANT ACCOUNTING POLICIES - (Continued)

D. Basis of Accounting

Basis of accounting determines when transactions are recorded in the financial records and reported on the financial statements. Government-wide financial statements are prepared using the accrual basis of accounting. Governmental funds use the modified accrual basis of accounting. Fiduciary funds also use the accrual basis of accounting.

Revenues - Exchange and Nonexchange Transactions - Revenue resulting from exchange transactions, in which each party gives and receives essentially equal value, is recorded on the accrual basis when the exchange takes place. On a modified accrual basis, revenue is recorded in the fiscal year in which the resources are measurable and become available. Available means that the resources will be collected within the current fiscal year or are expected to be collected soon enough thereafter to be used to pay liabilities of the current fiscal year. For the District, available means expected to be received within sixty days of fiscal year end.

Nonexchange transactions, in which the District receives value without directly giving equal value in return, include property taxes, income taxes, payment in lieu of taxes, grants, entitlements and donations. On an accrual basis, revenue from property taxes is recognized in the fiscal year for which the taxes are levied (See Note 6).

Revenue from grants, entitlements and donations is recognized in the fiscal year in which all eligibility requirements have been satisfied. Eligibility requirements include timing requirements, which specify the year when the resources are required to be used or the fiscal year when use is first permitted, matching requirements, in which the District must provide local resources to be used for a specified purpose, and expenditure requirements, in which the resources are provided to the District on a reimbursement basis. On a modified accrual basis, revenue from nonexchange transactions must also be available before it can be recognized.

Under the modified accrual basis, the following revenue sources are considered to be both measurable and available at fiscal year end: property taxes available as an advance, tuition, grants, student fees and rentals.

Deferred Outflows of Resources and Deferred Inflows of Resources - In addition to assets, the government-wide statement of net position will report a separate section for deferred outflows of resources. Deferred outflows of resources, represents a consumption of net position that applies to a future period and will not be recognized as an outflow of resources (expense/expenditure) until then. For the District, see Note 12 for deferred outflows of resources related the District's net pension liability.

**CARDINGTON-LINCOLN LOCAL SCHOOL DISTRICT
MORROW COUNTY**

**NOTES TO THE BASIC FINANCIAL STATEMENTS
FOR THE FISCAL YEAR ENDED JUNE 30, 2016
(Continued)**

NOTE 2 - SUMMARY OF SIGNIFICANT ACCOUNTING POLICIES - (Continued)

In addition to liabilities, both the government-wide statement of net position and the governmental fund financial statements report a separate section for deferred inflows of resources. Deferred inflows of resources represent an acquisition of net position that applies to a future period and will not be recognized as an inflow of resources (revenue) until that time. For the District, deferred inflows of resources include property taxes, payments in lieu of taxes and unavailable revenue. Property taxes and payments in lieu of taxes represent amounts for which there is an enforceable legal claim as of June 30, 2016, but which were levied to finance fiscal year 2016 operations. These amounts have been recorded as a deferred inflow of resources on both the government-wide statement of net position and the governmental fund financial statements. Unavailable revenue is reported only on the governmental funds balance sheet, and represents receivables which will not be collected within the available period. For the District unavailable revenue includes, but is not limited to, delinquent property taxes and intergovernmental grants. These amounts are deferred and recognized as an inflow of resources in the period the amounts become available.

For the District, see Note 12 for deferred inflows of resources related to the District's net pension liability. This deferred inflow of resources is only reported on the government-wide statement of net position.

Expenses/Expenditures - On the accrual basis of accounting, expenses are recognized at the time they are incurred. The entitlement value of donated commodities used during the year is reported in the statement of revenues, expenditures and changes in fund balances as an expenditure with a like amount reported as intergovernmental revenue.

The measurement focus of governmental fund accounting is on decreases in net financial resources (expenditures) rather than expenses. Expenditures are generally recognized in the accounting period in which the related fund liability is incurred, if measurable. Allocations of cost, such as depreciation and amortization, are not recognized in governmental funds.

E. Budgets

The District is required by State statute to adopt an annual appropriated cash basis budget for all funds, except agency funds. The specific timetable for fiscal year 2016 is as follows:

1. Prior to January 15, the Superintendent and Treasurer submit to the Board of Education a proposed operating budget for the fiscal year commencing the following July 1. The budget includes proposed expenditures and the means of financing for all funds. Public hearings are publicized and conducted to obtain taxpayers' comments. The purpose of this budget document is to reflect the need for existing (or increased) tax rates.
2. By no later than January 20, the Board-adopted budget is filed with the Morrow County Budget Commission for tax rate determination.

**CARDINGTON-LINCOLN LOCAL SCHOOL DISTRICT
MORROW COUNTY**

**NOTES TO THE BASIC FINANCIAL STATEMENTS
FOR THE FISCAL YEAR ENDED JUNE 30, 2016
(Continued)**

NOTE 2 - SUMMARY OF SIGNIFICANT ACCOUNTING POLICIES - (Continued)

3. Prior to April 1, the Board of Education accepts, by formal resolution, the tax rates as determined by the Budget Commission and receives the Commission's certificate of estimated resources which states the projected revenue of each fund. Prior to July 1, the District must revise its budget so that total contemplated expenditures from any fund during the ensuing year will not exceed the amount stated in the certificate of estimated resources. The revised budget then serves as a basis for the appropriation measure. On or about July 1, the certificate of estimated resources is amended to include any unencumbered balances from the preceding year as reported by the District Treasurer. The certificate of estimated resources may be further amended during the year if projected increases or decreases in revenue are identified by the District Treasurer. The budget figures, as shown in the accompanying budgetary statement, reflect the amounts set forth in the original and final certificates of estimated resources issued for fiscal year 2016.
4. By July 1, the annual appropriation resolution is legally enacted by the Board of Education at the fund level of expenditures, which is the legal level of budgetary control. State statute permits a temporary appropriation to be effective until no later than October 1 of each year. Although the legal level of budgetary control was established at the fund level of expenditures, the District has elected to present the general fund budgetary statement comparison at the fund and function level. Resolution appropriations by fund must be within the estimated resources as certified by the County Budget Commission and the total of expenditures may not exceed the appropriation totals.
5. Any revisions that alter the total of any fund appropriation must be approved by the Board of Education.
6. Formal budgetary integration is employed as a management control device during the year for all funds consistent with the general obligation bond indenture and other statutory provisions. All funds completed the year within the amount of their legally authorized cash basis appropriation.
7. Appropriation amounts are as originally adopted, or as amended by the Board of Education through the year by supplemental appropriations, which either reallocated or increased the original appropriated amounts. All supplemental appropriations were legally enacted by the Board prior to June 30, 2016. The budget figures, as shown in the accompanying budgetary statement, reflect the original and final appropriation amounts including all amendments and modifications.
8. Unencumbered appropriations lapse at year end. Encumbered appropriations are carried forward to the succeeding fiscal year and need not be reappropriated. Expenditures may not legally exceed budgeted appropriations at the fund level.

F. Cash and Investments

To improve cash management, cash received by the District is pooled in a central bank account. Monies for all funds are maintained in this pool. Individual fund integrity is maintained through the District's records. Each fund's interest in the pool is presented as "equity in pooled cash and cash equivalents" on the basic financial statements.

Under existing Ohio statutes all investment earnings are assigned to the general fund unless statutorily required to be credited to a specific fund or the Board of Education has, by resolution, specified the funds to receive an allocation of interest. Interest revenue credited to the general fund during fiscal year 2016 amounted to \$2,547, which includes \$2,288 assigned from other funds.

**CARDINGTON-LINCOLN LOCAL SCHOOL DISTRICT
MORROW COUNTY**

NOTES TO THE BASIC FINANCIAL STATEMENTS
FOR THE FISCAL YEAR ENDED JUNE 30, 2016
(Continued)

NOTE 2 - SUMMARY OF SIGNIFICANT ACCOUNTING POLICIES - (Continued)

For presentation on the basic financial statements, investments of the cash management pool with original maturities of three months or less at the time they are purchased by the District are considered to be cash equivalents.

G. Inventory

On government-wide and fund financial statements, purchased inventories are presented at the lower of cost or market and donated commodities are presented at their entitlement value. Inventories are recorded on a first-in, first-out basis and are expensed when used. Inventories are accounted for using the consumption method.

On the fund financial statements, reported material and supplies inventory is equally offset by a nonspendable fund balance in the governmental funds which indicates that it does not constitute available spendable resources even though it is a component of net current assets.

Inventory consists of expendable supplies held for consumption, donated food and purchased food.

H. Capital Assets

General capital assets generally result from expenditures in the governmental funds. These assets are reported in the governmental activities column of the government-wide statement of net position, but are not reported in the fund financial statements.

All capital assets are capitalized at cost (or estimated historical cost) and updated for additions and deductions during the year. Donated capital assets are recorded at their fair market values as of the date received. The District maintains a capitalization threshold of \$5,000. Improvements are capitalized; the costs of normal maintenance and repairs that do not add to the value of the asset or materially extend an asset's life are not. The District does not possess infrastructure.

All reported capital assets except land are depreciated. Improvements are depreciated over the remaining useful lives of the related capital assets. Depreciation is computed using the straight-line method over the following useful lives:

<u>Description</u>	<u>Governmental Activities Estimated Lives</u>
Land improvements	20 years
Buildings and improvements	20 - 50 years
Furniture and equipment	5 - 20 years
Vehicles	6 - 15 years

**CARDINGTON-LINCOLN LOCAL SCHOOL DISTRICT
MORROW COUNTY**

**NOTES TO THE BASIC FINANCIAL STATEMENTS
FOR THE FISCAL YEAR ENDED JUNE 30, 2016**

(Continued)

NOTE 2 - SUMMARY OF SIGNIFICANT ACCOUNTING POLICIES - (Continued)

I. Interfund Balances

On fund financial statements, receivables and payables resulting from short-term interfund loans are classified as “interfund loans receivables/payables”. These amounts are eliminated in the governmental activities column on the statement of net position. Receivables and payables resulting from short-term interfund loans between governmental funds and agency funds are classified as “loans receivable/payable” on the statement of net position, balance sheet, and statement of fiduciary net position.

J. Compensated Absences

Compensated absences of the District consist of vacation leave and sick leave to the extent that payments to the employee for these absences are attributable to services already rendered and are not contingent on a specific event that is outside the control of the District and the employee.

In accordance with the provisions of GASB Statement No. 16, “Accounting for Compensated Absences”, a liability for vacation leave is accrued if a) the employees’ rights to payment are attributable to services already rendered; and b) it is probable that the employer will compensate the employees for the benefits through paid time off or other means, such as cash payment at termination or retirement. An accrual for earned sick leave is made to the extent that it is probable that the benefits will result in termination (severance) payments. A liability for sick leave is accrued using the vesting method; i.e., the liability is based on the sick leave accumulated at June 30, 2016, by those employees who are currently eligible to receive termination (severance) payments, as well as those employees expected to become eligible in the future. For purposes of establishing a liability for sick leave on employees expected to become eligible to retire in the future, all employees with at least ten years of service were considered expected to become eligible to retire in accordance with GASB Statement No. 16.

The total liability for vacation and sick leave payments has been calculated using pay rates in effect at June 30, 2016 and reduced to the maximum payment allowed by labor contract and/or statute, plus any applicable additional salary related payments.

The entire compensated absence liability is reported on the government-wide financial statements.

For governmental fund financial statements, the current portion of unpaid compensated absences is the amount expected to be paid using expendable available resources. These amounts are recorded in the account “compensated absences payable” in the fund from which the employees who have accumulated unpaid leave are paid. The noncurrent portion of the liability is not reported.

K. Accrued Liabilities and Long-Term Obligations

All payables, accrued liabilities and long-term obligations are reported in the government-wide financial statements.

**CARDINGTON-LINCOLN LOCAL SCHOOL DISTRICT
MORROW COUNTY**

NOTES TO THE BASIC FINANCIAL STATEMENTS
FOR THE FISCAL YEAR ENDED JUNE 30, 2016
(Continued)

NOTE 2 - SUMMARY OF SIGNIFICANT ACCOUNTING POLICIES - (Continued)

In general, governmental fund payables and accrued liabilities that, once incurred, are paid in a timely manner and in full from current financial resources are reported as obligations of the funds. However, compensated absences and claims and judgments that will be paid from governmental funds are reported as a liability in the fund financial statements only to the extent that they are due for payment during the current year. Bonds and loans are recognized as a liability on the fund financial statements when due.

L. Fund Balance

Fund balance is divided into five classifications based primarily on the extent to which the District is bound to observe constraints imposed upon the use of the resources in the governmental funds. The classifications are as follows:

Nonspendable - The nonspendable fund balance classification includes amounts that cannot be spent because they are not in spendable form or legally or contractually required to be maintained intact. The “not in spendable form” criterion includes items that are not expected to be converted to cash. It also includes the long-term amount of loans receivable.

Restricted - Fund balance is reported as restricted when constraints are placed on the use of resources that are either externally imposed by creditors (such as through debt covenants), grantors, contributors, or laws or regulations of other governments, or imposed by law through constitutional provisions or enabling legislation.

Committed - The committed fund balance classification includes amounts that can be used only for the specific purposes imposed by a formal action (resolution) of the District Board of Education (the highest level of decision making authority). Those committed amounts cannot be used for any other purpose unless the District Board of Education removes or changes the specified use by taking the same type of action (resolution) it employed to previously commit those amounts. Committed fund balance also incorporates contractual obligations to the extent that existing resources in the fund have been specifically committed for use in satisfying those contractual requirements.

Assigned - Amounts in the assigned fund balance classification are intended to be used by the District for specific purposes but do not meet the criteria to be classified as restricted nor committed. In governmental funds other than the general fund, assigned fund balance represents the remaining amount that is not restricted or committed. In the general fund, assigned amounts represent intended uses established by policies of the District Board of Education, which includes giving the Treasurer the authority to constrain monies for intended purposes.

Unassigned - Unassigned fund balance is the residual classification for the general fund and includes all spendable amounts not contained in the other classifications. In other governmental funds, the unassigned classification is only used to report a deficit fund balance resulting from overspending for specific purposes for which amounts had been restricted, committed, or assigned.

The District applies restricted resources first when expenditures are incurred for purposes for which restricted and unrestricted (committed, assigned, and unassigned) fund balance is available. Similarly, within unrestricted fund balance, committed amounts are reduced first followed by assigned, and then unassigned amounts when expenditures are incurred for purposes for which amounts in any of the unrestricted fund balance classifications could be used.

**CARDINGTON-LINCOLN LOCAL SCHOOL DISTRICT
MORROW COUNTY**

NOTES TO THE BASIC FINANCIAL STATEMENTS
FOR THE FISCAL YEAR ENDED JUNE 30, 2016
(Continued)

NOTE 2 - SUMMARY OF SIGNIFICANT ACCOUNTING POLICIES - (Continued)

M. Net Position

Net position represents the difference between assets and deferred outflows of resources and liabilities and deferred inflows of resources. The net position component “net investment in capital assets,” consists of capital assets, net of accumulated depreciation, reduced by the outstanding balances of any borrowing used for the acquisition, construction or improvement of those assets. Deferred outflows of resources and deferred inflows of resources that are attributable to the acquisition, construction or improvement of those assets or related debt also should be included in this component of net position. Net position is reported as restricted when there are limitations imposed on its use either through the enabling legislation adopted by the District or through external restrictions imposed by creditors, grantors or laws or regulations of other governments.

The District applies restricted resources first when an expense is incurred for purposes for which both restricted and unrestricted net position is available.

N. Prepayments

Certain payments to vendors reflect the costs applicable to future accounting periods and are recorded as prepaid items in both government-wide and fund financial statements. These items are reported as assets on the balance sheet using the consumption method. A current asset for the prepaid amounts is recorded at the time of the purchase and the expenditure/expense is reported in the year in which services are consumed.

O. Estimates

The preparation of the basic financial statements in conformity with GAAP requires management to make estimates and assumptions that affect the amounts reported in the basic financial statements and accompanying notes. Actual results may differ from those estimates.

P. Interfund Activity

Exchange transactions between funds are reported as revenues in the seller funds and as expenditures/expenses in the purchaser funds. Flows of cash or goods from one fund to another without a requirement for repayment are reported as interfund transfers. Interfund transfers are reported as other financing sources/uses in governmental funds. Repayments from funds responsible for particular expenditures/expenses to the funds that initially paid for them are not presented on the basic financial statements.

Q. Unamortized Bond Premiums

Bond premiums are deferred and amortized over the term of the bonds using the straight-line method, which approximates the effective interest method. Bond premiums are presented as an addition to the face amount of the bonds.

On the government fund financial statements, issuance costs and bond premiums are recognized in the current period. A reconciliation between the bonds face value and the amount reported on the statement of net position is presented in Note 10.

**CARDINGTON-LINCOLN LOCAL SCHOOL DISTRICT
MORROW COUNTY**

NOTES TO THE BASIC FINANCIAL STATEMENTS
FOR THE FISCAL YEAR ENDED JUNE 30, 2016
(Continued)

NOTE 2 - SUMMARY OF SIGNIFICANT ACCOUNTING POLICIES - (Continued)

R. Pensions

For purposes of measuring the net pension liability, deferred outflows of resources and deferred inflows of resources related to pensions, and pension expense, information about the fiduciary net position of the pension plans and additions to/deductions from their fiduciary net position have been determined on the same basis as they are reported by the pension systems. For this purpose, benefit payments (including refunds of employee contributions) are recognized when due and payable in accordance with the benefit terms. The pension systems report investments at fair value.

S. Extraordinary and Special Items

Extraordinary items are transactions or events that are both unusual in nature and infrequent in occurrence. Special items are transactions or events that are within the control of the Board of Education and that are either unusual in nature or infrequent in occurrence. During fiscal year 2016, the District had neither type of transaction.

NOTE 3 - ACCOUNTABILITY AND COMPLIANCE

A. Change in Accounting Principles/Restatement of Net Position

For fiscal year 2016, the District has implemented GASB Statement No. 72, "Fair Value Measurement and Application", GASB Statement No. 73 "Accounting and Financial Reporting for Pensions and Related Assets That Are Not within the Scope of GASB Statement 68, and Amendments to Certain Provisions of GASB Statements 67 and 68", GASB Statement No. 76, "The Hierarchy of Generally Accepted Accounting Principles for State and Local Governments", and GASB Statement No. 79, "Certain External Investment Pools and Pool Participants".

GASB Statement No. 72 addresses accounting and financial reporting issues related to fair value measurement. This Statement also provides guidance for applying fair value to certain investments and disclosures related to all fair value measurements. The implementation of GASB Statement No. 72 did not have an effect on the financial statements of the District.

GASB Statement No. 73 improves the usefulness of information about pensions included in the general purposes external financial reports of state and local governments for making decisions and assessing accountability. The implementation of GASB Statement No. 73 did not have an effect on the financial statements of the District.

GASB Statement No. 76 identifies - in the context of the current governmental financial reporting environment - the hierarchy of generally accepted accounting principles (GAAP). This Statement reduces the GAAP hierarchy to two categories of authoritative GAAP and addresses the use of authoritative and nonauthoritative literature in the event that the accounting treatment for a transaction or other event is not specified within a source of authoritative GAAP. The implementation of GASB Statement No. 76 did not have an effect on the financial statements of the District.

GASB Statement No. 79 establishes criteria for an external investment pool to qualify for making the election to measure all of its investments at amortized cost for financial reporting purposes. The implementation of GASB Statement No. 79 did not have an effect on the financial statements of the District.

**CARDINGTON-LINCOLN LOCAL SCHOOL DISTRICT
MORROW COUNTY**

NOTES TO THE BASIC FINANCIAL STATEMENTS
FOR THE FISCAL YEAR ENDED JUNE 30, 2016
(Continued)

NOTE 3 - ACCOUNTABILITY AND COMPLIANCE (Continued)

B. Deficit Fund Balances

Fund balances at June 30, 2016 included the following individual fund deficits:

<u>Nonmajor fund</u>	<u>Deficit</u>
Food Service	\$ 95,117
IDEA Part B	33,157
Miscellaneous Federal Grants	42,471
Title I	31,627

The general fund is liable for any deficit in these funds and provides transfers when cash is required, not when accruals occur. The deficit fund balances resulted from adjustments for accrued liabilities.

NOTE 4 - DEPOSITS AND INVESTMENTS

State statutes classify monies held by the District into three categories.

Active deposits are public deposits necessary to meet current demands on the treasury. Such monies must be maintained either as cash in the District treasury, in commercial accounts payable or withdrawable on demand, including negotiable order of withdrawal (NOW) accounts, or in money market deposit accounts.

Inactive deposits are public deposits that the Board of Education has identified as not required for use within the current five year period of designation of depositories. Inactive deposits must either be evidenced by certificates of deposit maturing not later than the end of the current period of designation of depositories, or by savings or deposit accounts including, but not limited to, passbook accounts.

Interim deposits are deposits of interim monies. Interim monies are those monies which are not needed for immediate use, but which will be needed before the end of the current period of designation of depositories. Interim deposits must be evidenced by time certificates of deposit maturing not more than one year from the date of deposit or by savings or deposit accounts including passbook accounts.

Interim monies may be deposited or invested in the following securities:

1. United States Treasury Notes, Bills, Bonds, or any other obligation or security issued by the United States Treasury or any other obligation guaranteed as to principal and interest by the United States;
2. Bonds, notes, debentures, or any other obligations or securities issued by any federal government agency or instrumentality, including, but not limited to, the Federal National Mortgage Association, Federal Home Loan Bank, Federal Farm Credit Bank, Federal Home Loan Mortgage Corporation, Government National Mortgage Association, and Student Loan Marketing Association. All federal agency securities shall be direct issuances of federal government agencies or instrumentalities;
3. Written repurchase agreements in the securities listed above provided that the market value of the securities subject to the repurchase agreement must exceed the principal value of the agreement by at least two percent and be marked to market daily, and that the term of the agreement must not exceed thirty days;

**CARDINGTON-LINCOLN LOCAL SCHOOL DISTRICT
MORROW COUNTY**

**NOTES TO THE BASIC FINANCIAL STATEMENTS
FOR THE FISCAL YEAR ENDED JUNE 30, 2016
(Continued)**

NOTE 4 - DEPOSITS AND INVESTMENTS - (Continued)

4. Bonds and other obligations of the State of Ohio;
5. No-load money market mutual funds consisting exclusively of obligations described in items (1) and (2) above and repurchase agreements secured by such obligations, provided that investments in securities described in this division are made only through eligible institutions.
6. The State Treasury Asset Reserve of Ohio investment pool (STAR Ohio);
7. Certain banker's acceptance and commercial paper notes for a period not to exceed one hundred eighty days from the purchase date in an amount not to exceed twenty-five percent of the interim monies available for investment at any one time; and,
8. Under limited circumstances, corporate debt interests rated in either of the two highest classifications by at least two nationally recognized rating agencies.

Protection of the District's deposits is provided by the Federal Deposit Insurance Corporation (FDIC), by eligible securities pledged by the financial institution as security for repayment, by surety company bonds deposited with the Treasurer by the financial institution or by a single collateral pool established by the financial institution to secure the repayment of all public monies deposited with the institution.

Investments in stripped principal or interest obligations, reverse repurchase agreements and derivatives are prohibited. The issuance of taxable notes for the purpose of arbitrage, the use of leverage and short selling are also prohibited. An investment must mature within five years from the date of purchase unless matched to a specific obligation or debt of the District, and must be purchased with the expectation that it will be held to maturity. Investments may only be made through specified dealers and institutions. Payment for investments may be made only upon delivery of the securities representing the investments to the Treasurer or, if the securities are not represented by a certificate, upon receipt of confirmation of transfer from the custodian.

A. Deposits with Financial Institutions

At June 30, 2016, the carrying amount of all District deposits was \$1,719,948. Based on the criteria described in GASB Statement No. 40, "Deposits and Investment Risk Disclosures", as of June 30, 2016, \$1,581,291 of the District's bank balance of \$1,831,291 was exposed to custodial credit risk as discussed below, while \$250,000 was covered by the FDIC.

Custodial credit risk is the risk that, in the event of bank failure, the District's deposits may not be returned. All deposits are collateralized with eligible securities in amounts equal to at least 105% of the carrying value of the deposits. Such collateral, as permitted by the Ohio Revised Code, is held in single financial institution collateral pools at Federal Reserve Banks, or at member banks of the federal reserve system, in the name of the respective depository bank and pledged as a pool of collateral against all of the public deposits it holds or as specific collateral held at the Federal Reserve Bank in the name of the District. The District has no deposit policy for custodial credit risk beyond the requirements of State statute. Although the securities were held by the pledging institutions' trust department and all statutory requirements for the deposit of money had been followed, noncompliance with federal requirements could potentially subject the District to a successful claim by the FDIC.

**CARDINGTON-LINCOLN LOCAL SCHOOL DISTRICT
MORROW COUNTY**

NOTES TO THE BASIC FINANCIAL STATEMENTS
FOR THE FISCAL YEAR ENDED JUNE 30, 2016
(Continued)

NOTE 4 - DEPOSITS AND INVESTMENTS - (Continued)

B. Reconciliation of Cash and Investments to the Statement of Net Position

The following is a reconciliation of cash and investments as reported in the note above to cash and investments as reported on the statement of net position as of June 30, 2016:

<u>Cash and investments per note</u>	
Carrying amount of deposits	\$ 1,719,948
Total	<u>\$ 1,719,948</u>
 <u>Cash and investments per statement of net position</u>	
Governmental activities	\$ 900,542
Private-purpose trust funds	788,279
Agency funds	<u>31,127</u>
Total	<u>\$ 1,719,948</u>

NOTE 5 - INTERFUND TRANSACTIONS

- A. Interfund loans receivable/payable consisted of the following at June 30, 2016, as reported on the fund statements:

<u>Receivable fund</u>	<u>Payable fund</u>	<u>Amount</u>
General fund	Nonmajor governmental fund	<u>\$ 81,350</u>

The primary purpose of the interfund balances is to cover costs in specific funds where revenues were not received by June 30. These interfund balances will be repaid once the anticipated revenues are received.

Interfund loans between governmental funds are eliminated for reporting in the statement of net position.

- B. Loans between governmental funds and the agency fund are reported as “loans receivable/payable” on the financial statements. The District had the following loan outstanding at fiscal year-end:

<u>Loan from</u>	<u>Loan to</u>	<u>Amount</u>
General fund	Agency fund	<u>\$ 865</u>

This loan is expected to be repaid in the subsequent year as resources become available in the agency fund.

**CARDINGTON-LINCOLN LOCAL SCHOOL DISTRICT
MORROW COUNTY**

**NOTES TO THE BASIC FINANCIAL STATEMENTS
FOR THE FISCAL YEAR ENDED JUNE 30, 2016
(Continued)**

NOTE 6 - PROPERTY TAXES

Property taxes are levied and assessed on a calendar year basis while the District fiscal year runs from July through June. First half tax collections are received by the District in the second half of the fiscal year. Second half tax distributions occur in the first half of the following fiscal year.

Property taxes include amounts levied against all real property and public utility property. Real property tax revenues received in calendar year 2016 represent the collection of calendar year 2015 taxes. Real property taxes received in calendar year 2016 were levied after April 1, 2015, on the assessed values as of January 1, 2015, the lien date. Assessed values for real property taxes are established by State statute at 35 percent of appraised market value. Real property taxes are payable annually or semiannually. If paid annually, payment is due December 31; if paid semiannually, the first payment is due December 31, with the remainder payable by June 20. Under certain circumstances, State statute permits alternate payment dates to be established. Public utility property tax revenues received in calendar year 2016 represent the collection of calendar year 2015 taxes. Public utility real and personal property taxes received in calendar year 2016 became a lien on December 31, 2014, were levied after April 1, 2015, and are collected with real property taxes. Public utility real property is assessed at 35 percent of true value; public utility tangible personal property is currently assessed at varying percentages of true value.

The District receives property taxes from Morrow and Marion Counties. The County Auditors periodically advances to the District its portion of the taxes collected. Second-half real property tax payments collected by the County by June 30, 2016, are available to finance fiscal year 2016 operations. The amount available as an advance at June 30, 2016 was \$602,940 in the general fund and \$74,309 in the bond retirement fund. This amount is recorded as revenue. The amount available for advance at June 30, 2015 was \$794,100 in the general fund and \$75,046 in the bond retirement fund. The amount of second-half real property taxes available for advance at fiscal year-end can vary based on the date the tax bills are sent.

Accrued property taxes receivable includes real property, public utility property and delinquent tangible personal property taxes which are measurable as of June 30, 2016 and for which there is an enforceable legal claim. Although total property tax collections for the next fiscal year are measurable, only the amount of real property taxes available as an advance at June 30 was levied to finance current fiscal year operations and is reported as revenue at fiscal year-end. The portion of the receivable not levied to finance current fiscal year operations is offset by a credit to deferred inflows.

On the accrual basis of accounting, collectible delinquent property taxes have been recorded as a receivable and revenue, while on a modified accrual basis of accounting the revenue has been reported as a deferred inflow.

**CARDINGTON-LINCOLN LOCAL SCHOOL DISTRICT
MORROW COUNTY**

NOTES TO THE BASIC FINANCIAL STATEMENTS
FOR THE FISCAL YEAR ENDED JUNE 30, 2016
(Continued)

NOTE 6 - PROPERTY TAXES (Continued)

The assessed values upon which the fiscal year 2016 taxes were collected are:

	2015 Second Half Collections		2016 First Half Collections	
	<u>Amount</u>	<u>Percent</u>	<u>Amount</u>	<u>Percent</u>
Agricultural/residential and other real estate	\$ 131,958,190	96.17	\$ 132,222,500	95.61
Public utility personal	<u>5,253,610</u>	<u>3.83</u>	<u>6,069,420</u>	<u>4.39</u>
Total	<u>\$ 137,211,800</u>	<u>100.00</u>	<u>\$ 138,291,920</u>	<u>100.00</u>
Tax rate per \$1,000 of assessed valuation	\$29.65		\$29.65	

NOTE 7 - RECEIVABLES

Receivables at June 30, 2016 consisted of property taxes, income taxes, payment in lieu of taxes, accounts, intergovernmental grants and entitlements, and loans. All receivables are considered collectible in full due to the ability to foreclose for the nonpayment of taxes, the stable condition of State programs and the current year guarantee of federal funds.

A summary of the principal items of receivables reported on the statement of net position follows:

Governmental activities:

Property taxes	\$ 2,897,724
Income taxes	369,701
Payment in lieu of taxes	191,644
Accounts	5,507
Intergovernmental	235,823
Loans	<u>865</u>
Total	<u>\$ 3,701,264</u>

Receivables have been disaggregated on the face of the basic financial statements. All receivables are expected to be collected within the subsequent year.

**CARDINGTON-LINCOLN LOCAL SCHOOL DISTRICT
MORROW COUNTY**

NOTES TO THE BASIC FINANCIAL STATEMENTS
FOR THE FISCAL YEAR ENDED JUNE 30, 2016
(Continued)

NOTE 8 - CAPITAL ASSETS

Capital asset activity for the fiscal year ended June 30, 2016, was as follows:

	<u>Balance</u> <u>06/30/15</u>	<u>Additions</u>	<u>Deductions</u>	<u>Balance</u> <u>06/30/16</u>
Governmental activities:				
<i>Capital assets, not being depreciated:</i>				
Land	\$ 279,100	\$ -	\$ -	\$ 279,100
Total capital assets, not being depreciated	<u>279,100</u>	<u>-</u>	<u>-</u>	<u>279,100</u>
<i>Capital assets, being depreciated:</i>				
Land improvements	2,332,106	-	-	2,332,106
Buildings and improvements	36,597,473	-	-	36,597,473
Furniture and equipment	750,556	173,157	-	923,713
Vehicles	984,600	167,678	-	1,152,278
Total capital assets, being depreciated	<u>40,664,735</u>	<u>340,835</u>	<u>-</u>	<u>41,005,570</u>
<i>Less: accumulated depreciation:</i>				
Land improvements	(1,605,534)	(103,296)	-	(1,708,830)
Buildings and improvements	(16,107,131)	(1,127,106)	-	(17,234,237)
Furniture and equipment	(551,007)	(39,253)	-	(590,260)
Vehicles	(917,313)	(29,566)	-	(946,879)
Total accumulated depreciation	<u>(19,180,985)</u>	<u>(1,299,221)</u>	<u>-</u>	<u>(20,480,206)</u>
Governmental activities capital assets, net	<u>\$ 21,762,850</u>	<u>\$ (958,386)</u>	<u>\$ -</u>	<u>\$ 20,804,464</u>

Depreciation expense was charged to governmental functions as follows:

<u>Instruction:</u>	
Regular	\$ 1,021,173
Special	39,468
Vocational	31,782
<u>Support services:</u>	
Pupil	601
Instructional staff	44,638
Administration	29,330
Fiscal	1,001
Operations and maintenance	14,630
Pupil transportation	30,202
Extracurricular activities	6,592
Food service operation	79,804
Total depreciation expense	<u>\$ 1,299,221</u>

**CARDINGTON-LINCOLN LOCAL SCHOOL DISTRICT
MORROW COUNTY**

NOTES TO THE BASIC FINANCIAL STATEMENTS
FOR THE FISCAL YEAR ENDED JUNE 30, 2016
(Continued)

NOTE 9 - CAPITAL LEASES - LESSEE DISCLOSURE

During the fiscal year the District entered into two capitalized leases for computer equipment and two school buses. These lease agreements meet the criteria of capital leases. A capital lease generally is one which transfers benefits and risks of ownership to the lessee. Capital lease payments have been reclassified and are reflected as debt service expenditures in the financial statements for the governmental funds. These expenditures are reported as function expenditures on the budgetary statement.

Capital assets consisting of computer equipment have been capitalized in the amount of \$128,532; this amount represents the present value of the minimum lease payments at the time of acquisition. Accumulated depreciation as of June 30, 2016 was \$12,853, leaving a current book value of \$115,679. A liability of \$100,608 was recorded in the government-wide financial statements. Principal payments in fiscal year 2016 totaled \$51,962 and were paid by the general fund. A portion of the computer equipment lease (\$24,038) was not capitalized as the individual assets did not meet the District's capitalization threshold. The liability of the capitalized portion of the leased computer equipment at June 30, 2016 was \$84,757.

The following is a schedule of the future long-term minimum lease payments required under the capital lease obligations and the present value of the future minimum lease payments as of June 30, 2016:

<u>Fiscal Year Ending June 30,</u>	<u>Amount</u>
2017	\$ 51,962
2018	<u>51,963</u>
Total minimum lease payments	103,925
Less: amount representing interest	<u>(3,317)</u>
Total	<u>\$ 100,608</u>

Capital assets consisting of two school buses have been capitalized in the amount of \$167,678; this amount represents the present value of the minimum lease payments at the time of acquisition. Accumulated depreciation as of June 30, 2016 was \$10,480 leaving a current book value of \$157,198. A corresponding liability was recorded in the government-wide financial statements. Principal payments in fiscal year 2016 totaled \$34,800 and were paid by the general fund.

The following is a schedule of the future long-term minimum lease payments required under the capital lease obligations and the present value of the future minimum lease payments as of June 30, 2016:

<u>Fiscal Year Ending June 30,</u>	<u>Amount</u>
2017	\$ 35,154
2018	35,154
2019	35,154
2020	<u>35,154</u>
Total minimum lease payments	140,616
Less: amount representing interest	<u>(7,738)</u>
Total	<u>\$ 132,878</u>

**CARDINGTON-LINCOLN LOCAL SCHOOL DISTRICT
MORROW COUNTY**

NOTES TO THE BASIC FINANCIAL STATEMENTS
FOR THE FISCAL YEAR ENDED JUNE 30, 2016
(Continued)

NOTE 10 - LONG-TERM OBLIGATIONS

A. Summary of Long-Term Obligations

During fiscal year 2016, the following changes occurred in governmental activities long-term obligations.

	<u>Interest Rate</u>	<u>Balance 06/30/15</u>	<u>Additions</u>	<u>Reductions</u>	<u>Balance 06/30/16</u>	<u>Amounts Due in One Year</u>
Governmental activities:						
<u>G.O. Bond - Auditorium</u>						
Capital appreciation bonds		\$ 25,116	\$ -	\$ (13,275)	\$ 11,841	\$ 11,841
Accreted interest		72,331	9,276	(41,725)	39,882	39,882
<u>G.O. Bond - Series 2014 Refunding</u>						
Current interest	1.50-3.00%	<u>3,070,000</u>	-	<u>(180,000)</u>	<u>2,890,000</u>	<u>180,000</u>
Total general obligation bonds payable		<u>3,167,447</u>	<u>9,276</u>	<u>(235,000)</u>	<u>2,941,723</u>	<u>231,723</u>
<u>Capital Leases</u>						
Computer capital lease		-	152,570	(51,962)	100,608	49,759
Bus capital lease		-	167,678	(34,800)	132,878	31,749
Total capital lease obligation		<u>-</u>	<u>320,248</u>	<u>(86,762)</u>	<u>233,486</u>	<u>81,508</u>
<u>Other long-term obligations:</u>						
Energy conservation bond	2.75%	990,000	-	(65,000)	925,000	65,000
Net pension liability		12,412,103	2,033,826	-	14,445,929	-
Compensated absences		<u>687,899</u>	<u>83,644</u>	<u>(96,655)</u>	<u>674,888</u>	<u>64,879</u>
Total other long-term obligations		<u>14,090,002</u>	<u>2,117,470</u>	<u>(161,655)</u>	<u>16,045,817</u>	<u>129,879</u>
Total governmental activities		<u>\$ 17,257,449</u>	<u>\$ 2,446,994</u>	<u>\$ (483,417)</u>	19,221,026	<u>\$ 443,110</u>
				Add: unamortized premium on bonds	79,854	
				Total on statement of net position	<u>\$ 19,300,880</u>	

Net Pension Liability: See Note 12 for details.

Capital Lease Obligations: See Note 9 for details.

Compensated Absences: Compensated absences will be paid from the fund from which the employee is paid which, for the District, is primarily the general fund and the food service fund (a nonmajor governmental fund).

**CARDINGTON-LINCOLN LOCAL SCHOOL DISTRICT
MORROW COUNTY**

NOTES TO THE BASIC FINANCIAL STATEMENTS
FOR THE FISCAL YEAR ENDED JUNE 30, 2016
(Continued)

NOTE 10 - LONG-TERM OBLIGATIONS - (Continued)

B. General Obligation Bonds

Auditorium Bonds

On June 17, 2003, the District issued \$1,165,000 in general obligation bonds (Series 2003, School Facilities Improvement Bonds), which represent the locally funded initiative to build an auditorium. The source of payment is derived from a current .87 mil bonded debt tax levy paid from the Bond Retirement fund.

This issue was comprised of both current interest bonds, par value \$1,125,000 and capital appreciation bonds, par value \$40,000. On May 28, 2014, the District issued Series 2014 Refunding Bonds to currently refund all of the current interest bonds outstanding. The remaining capital appreciation bonds mature December 1, 2016 (effective interest 13.07%) at a redemption price equal to 100% of the principal, plus accrued interest to the redemption date. The accreted value at maturity for the capital appreciation bonds is \$165,000. Total accreted interest of \$39,882 has been included in the statement of net position at June 30, 2016.

Series 2014 Refunding Bonds

On May 28, 2014, the District issued general obligation bonds to currently refund the current interest bonds outstanding of the Series 2003 general obligation bonds and the auditorium bonds.

The refunding issue was comprised of current interest bonds, par value \$3,080,000. The interest rate on the current interest bonds ranges from 1.50-3.00%. Interest payments on the current interest bonds are due June 1 and December 1 each year. The final maturity stated on the issue is December 1, 2026.

This current refunding was undertaken to reduce total debt service payments over the next 12 years by \$445,917 and resulted in an economic gain of \$392,768. Principal and interest payments are made from the Bond Retirement fund.

The following is a summary of the future annual requirements to maturity for general obligation bonds:

Fiscal Year Ending June 30,	Current Interest Bonds			Capital Appreciation Bonds		
	Principal	Interest	Total	Principal	Interest	Total
2017	\$ 180,000	\$ 69,450	\$ 249,450	\$ 11,841	\$ 43,159	\$ 55,000
2018	250,000	66,225	316,225	-	-	-
2019	260,000	61,750	321,750	-	-	-
2020	265,000	56,500	321,500	-	-	-
2021	275,000	51,100	326,100	-	-	-
2022 - 2026	1,575,000	134,050	1,709,050	-	-	-
2027	85,000	1,275	86,275	-	-	-
Total	<u>\$ 2,890,000</u>	<u>\$ 440,350</u>	<u>\$ 3,330,350</u>	<u>\$ 11,841</u>	<u>\$ 43,159</u>	<u>\$ 55,000</u>

**CARDINGTON-LINCOLN LOCAL SCHOOL DISTRICT
MORROW COUNTY**

NOTES TO THE BASIC FINANCIAL STATEMENTS
FOR THE FISCAL YEAR ENDED JUNE 30, 2016
(Continued)

NOTE 10 - LONG-TERM OBLIGATIONS - (Continued)

C. Energy Conservation Bonds

On July 2, 2013, the District issued \$1,076,165 in energy conservation bonds for energy improvements to all existing buildings. The bonds bear an interest rate of 2.75%. The bonds were issued for a 15 year period, with final maturity on December 1, 2027. The bonds are being retired from the bond retirement fund.

The following is a summary of the future annual requirements to maturity for energy conservation bonds:

Fiscal Year Ending June 30,	Energy Conservation Bonds		
	Principal	Interest	Total
2017	\$ 65,000	\$ 24,543	\$ 89,543
2018	70,000	22,688	92,688
2019	70,000	20,762	90,762
2020	70,000	18,838	88,838
2021	75,000	16,844	91,844
2022 - 2026	400,000	52,112	452,112
2027 - 2028	<u>175,000</u>	<u>4,881</u>	<u>179,881</u>
Total	<u>\$ 925,000</u>	<u>\$ 160,668</u>	<u>\$ 1,085,668</u>

D. Legal Debt Margin

The Ohio Revised Code provides that voted net general obligation debt of the District shall never exceed 9% of the total assessed valuation of the District. The code further provides that unvoted indebtedness shall not exceed 1/10 of 1% of the property valuation of the District. The code additionally states that unvoted indebtedness related to energy conservation debt shall not exceed 9/10 of 1% of the property valuation of the District. The assessed valuation used in determining the District's legal debt margin has been modified by House Bill 530 which became effective March 30, 2006. In accordance with House Bill 530, the assessed valuation used in the District's legal debt margin calculation excluded tangible personal property used in business, telephone or telegraph property, interexchange telecommunications company property, and personal property owned or leased by a railroad company and used in railroad operations. The effects of these debt limitations at June 30, 2016, are a voted debt margin of \$10,246,753 (including available funds of \$702,321) and an unvoted debt margin of \$138,292.

NOTE 11 - RISK MANAGEMENT

A. Property and Liability

The District is exposed to various risks of loss related to torts; theft of, damage to, and destruction of assets; errors and omissions; injuries to employees; and natural disasters. During fiscal 2016, the District participated in the Ohio Casualty's Liability, Fleet and Property Insurance Program. The program provides coverage for the group through excess liability for \$250,000,000. The following is the District's insurance coverage obtained through the group purchasing program:

**CARDINGTON-LINCOLN LOCAL SCHOOL DISTRICT
MORROW COUNTY**

NOTES TO THE BASIC FINANCIAL STATEMENTS
FOR THE FISCAL YEAR ENDED JUNE 30, 2016
(Continued)

NOTE 11 - RISK MANAGEMENT (Continued)

Total policy coverage - includes the following:

Blanket Building and Personal Property limit (\$1,000 deductible)	\$46,298,977
Equipment Breakdown (\$1,000 deductible)	\$200,000
Inland Marine (\$500 deductible)	
Auto Liability & Uninsured/underinsured motorist	\$1,000,000
Medical payments	\$15,000
Public Employee Dishonesty (\$500 deductible)	\$50,000
General school district liability	\$2,000,000
Per occurrence	\$1,000,000
Umbrella Coverage	\$1,000,000
Per occurrence	\$1,000,000

Settled claims have not exceeded this commercial coverage in any of the past three years. There has not been a significant reduction in insurance coverage from the prior year.

B. OSBA Workers' Compensation Group Rating Plan

For fiscal year 2016, the District participated in the Ohio School Boards Association Workers' Compensation Group Rating Plan (GRP), an insurance purchasing pool (Note 2.A.). The intent of the GRP is to achieve the benefit of a reduced premium for the District by virtue of its grouping and representation with other participants in the GRP. The workers' compensation experience of the participating school districts is calculated as one experience and a common premium rate is applied to all school districts in the GRP. Each participant pays its workers' compensation premium to the state based on the rate for the GRP rather than its individual rate. Total savings are then calculated and each participant's individual performance is compared to the overall savings percentage of the GRP.

C. Group Health and Dental Insurance

The District offers group life insurance and accidental death and dismemberment insurance to all employees through United Health Specialties Life Insurance Company. The District offers employee group medical/surgical benefits through United Healthcare. Depending upon the plan chosen, the employees share a portion of the cost of the monthly premium with the Board. The premium varies with employee depending on the terms of the union contract. Dental insurance is offered by the District to all employees through United Healthcare Insurance Company. Vision insurance is offered by the District through Vision Service Plan. Regardless of the plan utilized by the employees, all group benefit plans are traditionally funded, and the District does not retain any risk of loss.

Post employment health care is provided to plan participants or their beneficiaries through the respective retirement systems discussed in Note 13. As such, no funding provisions are required by the District.

**CARDINGTON-LINCOLN LOCAL SCHOOL DISTRICT
MORROW COUNTY**

NOTES TO THE BASIC FINANCIAL STATEMENTS
FOR THE FISCAL YEAR ENDED JUNE 30, 2016
(Continued)

NOTE 12 - DEFINED BENEFIT PENSION PLANS

Net Pension Liability

The net pension liability reported on the statement of net position represents a liability to employees for pensions. Pensions are a component of exchange transactions—between an employer and its employees—of salaries and benefits for employee services. Pensions are provided to an employee—on a deferred-payment basis—as part of the total compensation package offered by an employer for employee services each financial period. The obligation to sacrifice resources for pensions is a present obligation because it was created as a result of employment exchanges that already have occurred.

The net pension liability represents the District’s proportionate share of each pension plan’s collective actuarial present value of projected benefit payments attributable to past periods of service, net of each pension plan’s fiduciary net position. The net pension liability calculation is dependent on critical long-term variables, including estimated average life expectancies, earnings on investments, cost of living adjustments and others. While these estimates use the best information available, unknowable future events require adjusting this estimate annually.

Ohio Revised Code limits the District’s obligation for this liability to annually required payments. The District cannot control benefit terms or the manner in which pensions are financed; however, the District does receive the benefit of employees’ services in exchange for compensation including pension.

GASB 68 assumes the liability is solely the obligation of the employer, because (1) they benefit from employee services; and (2) State statute requires all funding to come from these employers. All contributions to date have come solely from these employers (which also includes costs paid in the form of withholdings from employees). State statute requires the pension plans to amortize unfunded liabilities within 30 years. If the amortization period exceeds 30 years, each pension plan’s board must propose corrective action to the State legislature. Any resulting legislative change to benefits or funding could significantly affect the net pension liability. Resulting adjustments to the net pension liability would be effective when the changes are legally enforceable.

The proportionate share of each plan’s unfunded benefits is presented as a long-term *net pension liability* on the accrual basis of accounting. Any liability for the contractually-required pension contribution outstanding at the end of the year is included in *pension and postemployment benefits payable* on both the accrual and modified accrual bases of accounting.

Plan Description - School Employees Retirement System (SERS)

Plan Description –District non-teaching employees participate in SERS, a cost-sharing multiple-employer defined benefit pension plan administered by SERS. SERS provides retirement, disability and survivor benefits, annual cost-of-living adjustments, and death benefits to plan members and beneficiaries. Authority to establish and amend benefits is provided by Ohio Revised Code Chapter 3309. SERS issues a publicly available, stand-alone financial report that includes financial statements, required supplementary information and detailed information about SERS’ fiduciary net position. That report can be obtained by visiting the SERS website at www.ohsers.org under Employers/Audit Resources.

**CARDINGTON-LINCOLN LOCAL SCHOOL DISTRICT
MORROW COUNTY**

NOTES TO THE BASIC FINANCIAL STATEMENTS
FOR THE FISCAL YEAR ENDED JUNE 30, 2016
(Continued)

NOTE 12 - DEFINED BENEFIT PENSION PLANS - (Continued)

Age and service requirements for retirement are as follows:

	Eligible to Retire on or before August 1, 2017 *	Eligible to Retire after August 1, 2017
Full Benefits	Any age with 30 years of service credit	Age 67 with 10 years of service credit; or Age 57 with 30 years of service credit
Actuarially Reduced Benefits	Age 60 with 5 years of service credit Age 55 with 25 years of service credit	Age 62 with 10 years of service credit; or Age 60 with 25 years of service credit

* Members with 25 years of service credit as of August 1, 2017, will be included in this plan.

Annual retirement benefits are calculated based on final average salary multiplied by a percentage that varies based on year of service; 2.2 percent for the first thirty years of service and 2.5 percent for years of service credit over 30. Final average salary is the average of the highest three years of salary.

One year after an effective benefit date, a benefit recipient is entitled to a three percent cost-of-living adjustment (COLA). This same COLA is added each year to the base benefit amount on the anniversary date of the benefit.

Funding Policy – Plan members are required to contribute 10 percent of their annual covered salary and the District is required to contribute 14 percent of annual covered payroll. The contribution requirements of plan members and employers are established and may be amended by the SERS’ Retirement Board up to statutory maximum amounts of 10 percent for plan members and 14 percent for employers. The Retirement Board, acting with the advice of the actuary, allocates the employer contribution rate among four of the System’s funds (Pension Trust Fund, Death Benefit Fund, Medicare B Fund, and Health Care Fund). For the fiscal year ended June 30, 2016, the entire 14 percent was allocated to pension, death benefits, and Medicare B and no portion of the employer contribution rate was allocated to the Health Care Fund.

The District’s contractually required contribution to SERS was \$207,759 for fiscal year 2016. Of this amount, \$16,826 is reported as pension and postemployment benefits payable.

Plan Description - State Teachers Retirement System (STRS)

Plan Description –District licensed teachers and other faculty members participate in STRS Ohio, a cost-sharing multiple-employer public employee retirement system administered by STRS. STRS provides retirement and disability benefits to members and death and survivor benefits to beneficiaries. STRS issues a stand-alone financial report that includes financial statements, required supplementary information and detailed information about STRS’ fiduciary net position. That report can be obtained by writing to STRS, 275 E. Broad St., Columbus, OH 43215-3771, by calling (888) 227-7877, or by visiting the STRS Web site at www.strsoh.org.

**CARDINGTON-LINCOLN LOCAL SCHOOL DISTRICT
MORROW COUNTY**

**NOTES TO THE BASIC FINANCIAL STATEMENTS
FOR THE FISCAL YEAR ENDED JUNE 30, 2016**

(Continued)

NOTE 12 - DEFINED BENEFIT PENSION PLANS - (Continued)

New members have a choice of three retirement plans; a Defined Benefit (DB) Plan, a Defined Contribution (DC) Plan and a Combined Plan. Benefits are established by Ohio Revised Code Chapter 3307. The DB plan offers an annual retirement allowance based on final average salary multiplied by a percentage that varies based on years of service. Effective August 1, 2015, the calculation will be 2.2 percent of final average salary for the five highest years of earnings multiplied by all years of service. With certain exceptions, the basic benefit is increased each year by two percent of the original base benefit. For members retiring August 1, 2013, or later, the first two percent is paid on the fifth anniversary of the retirement benefit. Members are eligible to retire at age 60 with five years of qualifying service credit, or age 55 with 25 years of service, or 30 years of service regardless of age. Age and service requirements for retirement will increase effective August 1, 2015, and will continue to increase periodically until they reach age 60 with 35 years of service or age 65 with five years of service on August 1, 2026.

The DC Plan allows members to place all their member contributions and 9.5 percent of the 14 percent employer contributions into an investment account. Investment allocation decisions are determined by the member. The remaining 4.5 percent of the 14 percent employer rate is allocated to the defined benefit unfunded liability. A member is eligible to receive a retirement benefit at age 50 and termination of employment. The member may elect to receive a lifetime monthly annuity or a lump sum withdrawal.

The Combined Plan offers features of both the DB Plan and the DC Plan. In the Combined Plan, member contributions are allocated among investment choices by the member, and employer contributions are used to fund the defined benefit payment at a reduced level from the regular DB Plan. The defined benefit portion of the Combined Plan payment is payable to a member on or after age 60 with five years of services. The defined contribution portion of the account may be taken as a lump sum payment or converted to a lifetime monthly annuity at age 50.

New members who choose the DC plan or Combined Plan will have another opportunity to reselect a permanent plan during their fifth year of membership. Members may remain in the same plan or transfer to another STRS plan. The optional annuitization of a member's defined contribution account or the defined contribution portion of a member's Combined Plan account to a lifetime benefit results in STRS bearing the risk of investment gain or loss on the account. STRS has therefore included all three plan options as one defined benefit plan for GASB 68 reporting purposes.

A DB or Combined Plan member with five or more years of credited service who is determined to be disabled may qualify for a disability benefit. Eligible survivors of members who die before service retirement may qualify for monthly benefits. New members on or after July 1, 2013, must have at least ten years of qualifying service credit that apply for disability benefits. Members in the DC Plan who become disabled are entitled only to their account balance. If a member of the DC Plan dies before retirement benefits begin, the member's designated beneficiary is entitled to receive the member's account balance.

Funding Policy – Employer and member contribution rates are established by the State Teachers Retirement Board and limited by Chapter 3307 of the Ohio Revised Code. The statutory maximum employee contribution rate was increased one percent July 1, 2014, and will be increased one percent each year until it reaches 14 percent on July 1, 2016. For the fiscal year ended June 30, 2016, plan members were required to contribute 13 percent of their annual covered salary. The District was required to contribute 14 percent; the entire 14 percent was the portion used to fund pension obligations. The fiscal year 2016 contribution rates were equal to the statutory maximum rates.

The District's contractually required contribution to STRS was \$713,698 for fiscal year 2016. Of this amount, \$126,724 is reported as pension and postemployment benefits payable.

**CARDINGTON-LINCOLN LOCAL SCHOOL DISTRICT
MORROW COUNTY**

NOTES TO THE BASIC FINANCIAL STATEMENTS
FOR THE FISCAL YEAR ENDED JUNE 30, 2016
(Continued)

NOTE 12 - DEFINED BENEFIT PENSION PLANS - (Continued)

Pension Liabilities, Pension Expense, and Deferred Outflows of Resources and Deferred Inflows of Resources Related to Pensions

The net pension liability was measured as of June 30, 2015, and the total pension liability used to calculate the net pension liability was determined by an actuarial valuation as of that date. The District's proportion of the net pension liability was based on the District's share of contributions to the pension plan relative to the contributions of all participating entities. Following is information related to the proportionate share and pension expense:

	<u>SERS</u>	<u>STRS</u>	<u>Total</u>
Proportionate share of the net pension liability	\$ 2,520,263	\$ 11,925,666	\$ 14,445,929
Proportion of the net pension liability	0.04416790%	0.04315097%	
Pension expense	\$ 189,338	\$ 557,566	\$ 746,904

At June 30, 2016, the District reported deferred outflows of resources and deferred inflows of resources related to pensions from the following sources:

	<u>SERS</u>	<u>STRS</u>	<u>Total</u>
Deferred outflows of resources			
Differences between expected and actual experience	\$ 39,945	\$ 542,129	\$ 582,074
Changes in proportionate share	81,118	207,994	289,112
District contributions subsequent to the measurement date	<u>207,759</u>	<u>713,698</u>	<u>921,457</u>
Total deferred outflows of resources	<u>\$ 328,822</u>	<u>\$ 1,463,821</u>	<u>\$ 1,792,643</u>
Deferred inflows of resources			
Net difference between projected and actual earnings on pension plan investments	<u>\$ 70,475</u>	<u>\$ 828,268</u>	<u>\$ 898,743</u>
Total deferred inflows of resources	<u>\$ 70,475</u>	<u>\$ 828,268</u>	<u>\$ 898,743</u>

\$921,457 reported as deferred outflows of resources related to pension resulting from District contributions subsequent to the measurement date will be recognized as a reduction of the net pension liability in the year ending June 30, 2016. Other amounts reported as deferred outflows of resources and deferred inflows of resources related to pension will be recognized in pension expense as follows:

**CARDINGTON-LINCOLN LOCAL SCHOOL DISTRICT
MORROW COUNTY**

NOTES TO THE BASIC FINANCIAL STATEMENTS
FOR THE FISCAL YEAR ENDED JUNE 30, 2016
(Continued)

NOTE 12 - DEFINED BENEFIT PENSION PLANS - (Continued)

Fiscal Year Ending June 30:	<u>SERS</u>	<u>STRS</u>	<u>Total</u>
2017	\$ (341)	\$ (132,257)	\$ (132,598)
2018	(341)	(132,257)	(132,598)
2019	(341)	(132,256)	(132,597)
2020	51,611	318,625	370,236
Total	<u>\$ 50,588</u>	<u>\$ (78,145)</u>	<u>\$ (27,557)</u>

Actuarial Assumptions - SERS

SERS' total pension liability was determined by their actuaries in accordance with GASB Statement No. 67, as part of their annual actuarial valuation for each defined benefit retirement plan. Actuarial valuations of an ongoing plan involve estimates of the value of reported amounts (e.g., salaries, credited service) and assumptions about the probability of occurrence of events far into the future (e.g., mortality, disabilities, retirements, employment termination). Actuarially determined amounts are subject to continual review and potential modifications, as actual results are compared with past expectations and new estimates are made about the future.

Projections of benefits for financial reporting purposes are based on the substantive plan (the plan as understood by the employers and plan members) and include the types of benefits provided at the time of each valuation and the historical pattern of sharing benefit costs between the employers and plan members to that point. The projection of benefits for financial reporting purposes does not explicitly incorporate the potential effects of legal or contractual funding limitations.

Actuarial calculations reflect a long-term perspective. For a newly hired employee, actuarial calculations will take into account the employee's entire career with the employer and also take into consideration the benefits, if any, paid to the employee after termination of employment until the death of the employee and any applicable contingent annuitant. In many cases actuarial calculations reflect several decades of service with the employer and the payment of benefits after termination.

Key methods and assumptions used in calculating the total pension liability in the latest actuarial valuation, prepared as of June 30, 2015, are presented below:

Wage Inflation	3.25 percent
Future Salary Increases, including inflation	4.00 percent to 22.00 percent
COLA or Ad Hoc COLA	3 percent
Investment Rate of Return	7.75 percent net of investments expense, including inflation
Actuarial Cost Method	Entry Age Normal

For post-retirement mortality, the table used in evaluating allowances to be paid is the 1994 Group Annuity Mortality Table set back one year for both men and women. Special mortality tables are used for the period after disability retirement.

The most recent experience study was completed June 30, 2010.

**CARDINGTON-LINCOLN LOCAL SCHOOL DISTRICT
MORROW COUNTY**

NOTES TO THE BASIC FINANCIAL STATEMENTS
FOR THE FISCAL YEAR ENDED JUNE 30, 2016
(Continued)

NOTE 12 - DEFINED BENEFIT PENSION PLANS - (Continued)

The long-term return expectation for the Pension Plan Investments has been determined using a building-block approach and assumes a time horizon, as defined in SERS' *Statement of Investment Policy*. A forecasted rate of inflation serves as the baseline for the return expectation. Various real return premiums over the baseline inflation rate have been established for each asset class. The long-term expected nominal rate of return has been determined by calculating a weighted averaged of the expected real return premiums for each asset class, adding the projected inflation rate, and adding the expected return from rebalancing uncorrelated asset classes. The target allocation and best estimates of arithmetic real rates of return for each major assets class are summarized in the following table:

Asset Class	Target Allocation	Long-Term Expected Real Rate of Return
Cash	1.00 %	0.00 %
US Stocks	22.50	5.00
Non-US Stocks	22.50	5.50
Fixed Income	19.00	1.50
Private Equity	10.00	10.00
Real Assets	10.00	5.00
Multi-Asset Strategies	15.00	7.50
Total	100.00 %	

Discount Rate The total pension liability was calculated using the discount rate of 7.75 percent. The projection of cash flows used to determine the discount rate assumed the contributions from employers and from the members would be computed based on contribution requirements as stipulated by State statute. Projected inflows from investment earning were calculated using the long-term assumed investment rate of return (7.75 percent). Based on those assumptions, the plan's fiduciary net position was projected to be available to make all future benefit payments of current plan members. Therefore, the long-term expected rate of return on pension plan investments was applied to all periods of projected benefits to determine the total pension liability.

Sensitivity of the District's Proportionate Share of the Net Pension Liability to Changes in the Discount Rate Net pension liability is sensitive to changes in the discount rate, and to illustrate the potential impact the following table presents the net pension liability calculated using the discount rate of 7.75 percent, as well as what each plan's net pension liability would be if it were calculated using a discount rate that is one percentage point lower (6.75 percent), or one percentage point higher (8.75 percent) than the current rate.

	1% Decrease (6.75%)	Current Discount Rate (7.75%)	1% Increase (8.75%)
District's proportionate share of the net pension liability	\$ 3,494,699	\$ 2,520,263	\$ 1,699,708

**CARDINGTON-LINCOLN LOCAL SCHOOL DISTRICT
MORROW COUNTY**

NOTES TO THE BASIC FINANCIAL STATEMENTS
FOR THE FISCAL YEAR ENDED JUNE 30, 2016
(Continued)

NOTE 12 - DEFINED BENEFIT PENSION PLANS - (Continued)

Actuarial Assumptions - STRS

The total pension liability in the June 30, 2015, actuarial valuation was determined using the following actuarial assumptions, applied to all periods included in the measurement:

Inflation	2.75 percent
Projected salary increases	2.75 percent at age 70 to 12.25 percent at age 20
Investment Rate of Return	7.75 percent, net of investment expenses
Cost-of-Living Adjustments (COLA)	2 percent simple applied as follows: for members retiring before August 1, 2013, 2 percent per year; for members retiring August 1, 2013, or later, 2 percent COLA paid on fifth anniversary of retirement date.

Mortality rates were based on the RP-2000 Combined Mortality Table (Projection 2022—Scale AA) for Males and Females. Males' ages are set-back two years through age 89 and no set-back for age 90 and above.

Females younger than age 80 are set back four years, one year set back from age 80 through 89 and not set back from age 90 and above.

Actuarial assumptions used in the June 30, 2015, valuation are based on the results of an actuarial experience study, effective July 1, 2012.

The 10 year expected real rate of return on pension plan investments was determined by STRS' investment consultant by developing best estimates of expected future real rates of return for each major asset class. The target allocation and best estimates of geometric real rates of return for each major asset class are summarized as follows:

<u>Asset Class</u>	<u>Target Allocation</u>	<u>Long-Term Expected Real Rate of Return</u>
Domestic Equity	31.00 %	8.00 %
International Equity	26.00	7.85
Alternatives	14.00	8.00
Fixed Income	18.00	3.75
Real Estate	10.00	6.75
Liquidity Reserves	<u>1.00</u>	3.00
Total	<u>100.00 %</u>	

**CARDINGTON-LINCOLN LOCAL SCHOOL DISTRICT
MORROW COUNTY**

NOTES TO THE BASIC FINANCIAL STATEMENTS
FOR THE FISCAL YEAR ENDED JUNE 30, 2016
(Continued)

NOTE 12 - DEFINED BENEFIT PENSION PLANS - (Continued)

Discount Rate The discount rate used to measure the total pension liability was 7.75 percent as of June 30, 2015. The projection of cash flows used to determine the discount rate assumes member and employer contributions will be made at the statutory contribution rates in accordance with rate increases described above. For this purpose, only employer contributions that are intended to fund benefits of current plan members and their beneficiaries are included. Projected employer contributions that are intended to fund the service costs of future plan members and their beneficiaries, as well as projected contributions from future plan members, are not included. Based on those assumptions, STRS' fiduciary net position was projected to be available to make all projected future benefit payments to current plan members as of June 30, 2015. Therefore, the long-term expected rate of return on pension plan investments of 7.75 percent was applied to all periods of projected benefit payment to determine the total pension liability as of June 30, 2015.

Sensitivity of the District's Proportionate Share of the Net Pension Liability to Changes in the Discount Rate The following table presents the District's proportionate share of the net pension liability calculated using the current period discount rate assumption of 7.75 percent, as well as what the District's proportionate share of the net pension liability would be if it were calculated using a discount rate that is one-percentage-point lower (6.75 percent) or one-percentage-point higher (8.75 percent) than the current rate:

	1% Decrease (6.75%)	Current Discount Rate (7.75%)	1% Increase (8.75%)
District's proportionate share of the net pension liability	\$ 16,565,650	\$ 11,925,666	\$ 8,001,868

NOTE 13 - POSTEMPLOYMENT BENEFITS

A. School Employees Retirement System

Health Care Plan Description - The District contributes to the SERS Health Care Fund, administered by SERS for non-certificated retirees and their beneficiaries. For GASB 45 purposes, this plan is considered a cost-sharing, multiple-employer, defined benefit other postemployment benefit (OPEB) plan. The Health Care Plan includes hospitalization and physicians' fees through several types of plans including HMO's, PPO's, Medicare Advantage, and traditional indemnity plans as well as a prescription drug program. The financial report of the Plan is included in the SERS Comprehensive Annual Financial Report which can be obtained on SERS' website at www.ohsers.org under Employers/Audit Resources.

Access to health care for retirees and beneficiaries is permitted in accordance with Section 3309 of the Ohio Revised Code. The Health Care Fund was established and is administered in accordance with Internal Revenue Code Section 105(e). SERS' Retirement Board reserves the right to change or discontinue any health plan or program. Health care is financed through a combination of employer contributions and retiree premiums, copays and deductibles on covered health care expenses, investment returns, and any funds received as a result of SERS' participation in Medicare programs. Active employee members do not contribute to the Health Care Plan. Retirees and their beneficiaries are required to pay a health care premium that varies depending on the plan selected, number of qualified years of service, Medicare eligibility and retirement status.

**CARDINGTON-LINCOLN LOCAL SCHOOL DISTRICT
MORROW COUNTY**

**NOTES TO THE BASIC FINANCIAL STATEMENTS
FOR THE FISCAL YEAR ENDED JUNE 30, 2016
(Continued)**

NOTE 13 - POSTEMPLOYMENT BENEFITS (Continued)

Funding Policy - State statute permits SERS to fund the health care benefits through employer contributions. Each year, after the allocation for statutorily required basic benefits, the Retirement Board allocates the remainder of the employer contribution of 14 percent of covered payroll to the Health Care Fund. For fiscal year 2016, none of the employer contribution was allocated to health care. In addition, employers pay a surcharge for employees earning less than an actuarially determined minimum compensation amount, pro-rated according to service credit earned. For fiscal year 2016, this amount was \$23,000. Statutes provide that no employer shall pay a health care surcharge greater than 2 percent of that employer's SERS-covered payroll; nor may SERS collect in aggregate more than 1.5 percent of the total statewide SERS-covered payroll for the health care surcharge. For fiscal year 2016, the District's surcharge obligation was \$23,244.

The District's contributions for health care for the fiscal years ended June 30, 2016, 2015, and 2014 were \$23,244, \$31,741, and \$24,433, respectively. The full amount has been contributed for fiscal years 2016, 2015 and 2014.

B. State Teachers Retirement System

Plan Description – The District participates in the cost-sharing multiple-employer defined benefit Health Plan administered by the State Teachers Retirement System of Ohio (STRS) for eligible retirees who participated in the defined benefit or combined pension plans offered by STRS. Ohio law authorizes STRS to offer this plan. Benefits include hospitalization, physicians' fees, prescription drugs and reimbursement of monthly Medicare Part B premiums. The Plan is included in the report of STRS which can be obtained by visiting www.strsoh.org or by calling (888) 227-7877.

Funding Policy – Ohio Revised Code Chapter 3307 authorizes STRS to offer the Plan and gives the Retirement Board authority over how much, if any, of the health care costs will be absorbed by STRS. Active employee members do not contribute to the Health Care Plan. All benefit recipients, for the most recent year, pay a monthly premium. Under Ohio law, funding for post-employment health care may be deducted from employer contributions. For fiscal years 2016 and 2015, STRS did not allocate any employer contributions to post-employment health care. The District's contributions for health care for the fiscal years ended June 30, 2016, 2015, and 2014 were \$0, \$0, and \$43,884, respectively. The full amount has been contributed for fiscal year 2014.

NOTE 14 - BUDGETARY BASIS OF ACCOUNTING

While reporting financial position, results of operations, and changes in fund balance on the basis of generally accepted accounting principles (GAAP), the budgetary basis as provided by law is based upon accounting for certain transactions on a basis of cash receipts and disbursements.

The statement of revenue, expenditures and changes in fund balance - budget and actual (non-GAAP budgetary basis) presented for the general fund is presented on the budgetary basis to provide a meaningful comparison of actual results with the budget. The major differences between the budget basis and the GAAP basis are that:

- (a) Revenues and other financing sources are recorded when received in cash (budget basis) as opposed to when susceptible to accrual (GAAP basis);
- (b) Expenditures and other financing uses are recorded when paid in cash (budget basis) as opposed to when the liability is incurred (GAAP basis);

**CARDINGTON-LINCOLN LOCAL SCHOOL DISTRICT
MORROW COUNTY**

NOTES TO THE BASIC FINANCIAL STATEMENTS
FOR THE FISCAL YEAR ENDED JUNE 30, 2016
(Continued)

NOTE 14 - BUDGETARY BASIS OF ACCOUNTING - (Continued)

- (c) In order to determine compliance with Ohio law, and to reserve that portion of the applicable appropriation, total outstanding encumbrances (budget basis) are recorded as the equivalent of an expenditure, as opposed to a reservation of fund balance for that portion of outstanding encumbrances not already recognized as an account payable (GAAP basis); and,
- (d) Advances-in and advances-out are operating transactions (budget basis) as opposed to balance sheet transactions (GAAP basis); and,
- (e) Some funds are included in the general fund (GAAP basis), but have separate legally adopted budgets (budget basis).

The adjustments necessary to convert the results of operations for the year on the budget basis to the GAAP basis for the general fund is as follows:

Net Change in Fund Balance

	<u>General fund</u>
Budget basis	\$ (30,941)
Net adjustment for revenue accruals	(88,176)
Net adjustment for expenditure accruals	282,590
Net adjustment for other financing sources/(uses)	261,281
Funds budgeted elsewhere	4,981
Adjustment for encumbrances	51,118
GAAP basis	<u>\$ 480,853</u>

Certain funds that are legally budgeted in separate special revenue funds are considered part of the general fund on a GAAP basis. This includes the special trust fund, the flower trust fund and the public school support fund.

NOTE 15 - CONTINGENCIES

A. Grants

The District receives significant financial assistance from numerous federal, State and local agencies in the form of grants. The disbursement of funds received under these programs generally requires compliance with terms and conditions specified in the grant agreements and are subject to audit by the grantor agencies. Any disallowed claims resulting from such audits could become a liability of the District. However, in the opinion of management, any such disallowed claims will not have a material effect on the financial position of the District.

B. Litigation

The District is involved in no material litigation as either plaintiff or defendant.

**CARDINGTON-LINCOLN LOCAL SCHOOL DISTRICT
MORROW COUNTY**

NOTES TO THE BASIC FINANCIAL STATEMENTS
FOR THE FISCAL YEAR ENDED JUNE 30, 2016
(Continued)

NOTE 15 – CONTINGENCIES (Continued)

C. Foundation Funding

District Foundation funding is based on the annualized full-time equivalent (FTE) enrollment of each student. Effective for the 2015-2016 school year, traditional Districts must comply with minimum hours of instruction, instead of a minimum number of school days each year. The funding formula the Ohio Department of Education (ODE) is legislatively required to follow will continue to adjust as enrollment information is updated by the District, which can extend past the fiscal year-end. As of the date of this report, ODE has not finalized the impact of enrollment adjustments to the June 30, 2016 Foundation funding for the District; therefore, the financial statement impact is not determinable at this time. ODE and management believe this will result in either a receivable to or liability of the District.

NOTE 16 - STATUTORY RESERVES

The District is required by State law to annually set-aside certain general fund revenue amounts, as defined by statutory formula, for the acquisition and construction of capital improvements. Amounts not spent by the end of the fiscal year or offset by similarly restricted resources received during the year must be held in cash at fiscal year-end. This amount must be carried forward to be used for the same purpose in future years. Expenditures exceeding the set-aside requirement may not be carried forward to the next fiscal year.

The following cash-basis information describes the change in the fiscal year-end set-aside amount for capital improvements. Disclosure of this information is required by State statute.

	<u>Capital Improvements</u>
Set-aside balance June 30, 2016	\$ -
Current year set-aside requirement	191,456
Current year offsets	(30,215)
Prior year offset from bond proceeds	<u>(161,241)</u>
Total	<u>\$ -</u>
Balance carried forward to fiscal year 2017	<u>\$ -</u>
Set-aside balance June 30, 2016	<u>\$ -</u>

The District had current year offsets that reduced the capital improvements set-aside amount to zero. During fiscal years 2002 and 2003, the District issued a total of \$6,595,000 in capital related school improvement bonds. These proceeds may be used to reduce capital acquisition below zero for future years. The amount presented for Prior Year Offset from Bond Proceeds is limited to an amount needed to reduce the reserve for capital improvement to zero. The District is responsible for tracking the amount of the bond proceeds that may be used as an offset in future periods, which was \$5,312,078 at June 30, 2016.

**CARDINGTON-LINCOLN LOCAL SCHOOL DISTRICT
MORROW COUNTY**

**NOTES TO THE BASIC FINANCIAL STATEMENTS
FOR THE FISCAL YEAR ENDED JUNE 30, 2016
(Continued)**

NOTE 17 - COMMITMENTS

The District utilizes encumbrance accounting as part of its budgetary controls. Encumbrances outstanding at year-end are reservations of fund balance for subsequent-year expenditures and may be reported as part of restricted, committed, or assigned classifications of fund balance. At year end, the District’s commitments for encumbrances in the governmental funds were as follows:

<u>Fund Type</u>	<u>Year-End Encumbrances</u>
General fund	\$ 51,118
Nonmajor governmental funds	<u>39,352</u>
 Total	 <u><u>\$ 90,470</u></u>

NOTE 18 - FISCAL CAUTION

The District was placed in fiscal caution on January 17, 2016 by the Department of Education (ODE). On March 17, 2016, the District outlined a plan to address the fiscal caution. As a result, the District will make reductions in personnel and supplies expenditures.

NOTE 19 - CARDINGTON-LINCOLN LOCAL DIGITAL ACADEMY

The District previously acted as sponsor for the Cardington-Lincoln Local Digital Academy (the “Academy”). Due to a lack of grant funding and the expectations of the operation of the Academy that would have resulted in the ineffective spending and an overuse of personnel, the Academy ceased operations as of June 30, 2014 upon the expiration of the Sponsorship Contract.

In accordance with the Sponsorship Contract, upon dissolution, any remaining assets and liabilities of the Academy are to be conveyed in accordance with Ohio Revised Code Sections 3314.015 and 3314.074 and the Ohio Department of Education Community School Closing Procedure Assurances. On June 30, 2014, the Academy transferred the capital assets to the Cardington-Lincoln Local School District.

As of June 30, 2016, the Academy has a remaining cash balance of \$180,564 which is being used to cover closeout costs. The District is administering the close out procedures of the Academy. The remaining cash balance still needs to be paid to the Ohio Department of Education by the Academy. The Ohio Department of Education will then redistribute this balance to the home school districts of the students who were enrolled at the Academy at the time it ceased operations.

NOTE 20 – OPERATING LEASE AGREEMENT

The District entered into a sponsorship agreement with the Tomorrow Center Community School beginning July 1, 2015. Under this agreement, the Tomorrow Center Community School will lease the District’s Intermediate School for a period of five years. The rental income for the District will be \$24,500 per month.

THIS PAGE INTENTIONALLY LEFT BLANK

REQUIRED SUPPLEMENTARY INFORMATION

**CARDINGTON-LINCOLN LOCAL SCHOOL DISTRICT
MORROW COUNTY**

SCHEDULES OF REQUIRED SUPPLEMENTARY INFORMATION

SCHEDULE OF THE DISTRICT'S PROPORTIONATE SHARE OF
THE NET PENSION LIABILITY
SCHOOL EMPLOYEES RETIREMENT SYSTEM (SERS) OF OHIO

LAST THREE FISCAL YEARS

	<u>2015</u>	<u>2014</u>	<u>2013</u>
District's proportion of the net pension liability	0.04416790%	0.04205300%	0.04205300%
District's proportionate share of the net pension liability	\$ 2,520,263	\$ 2,128,278	\$ 2,500,757
District's covered-employee payroll	\$ 1,329,689	\$ 1,221,962	\$ 1,366,936
District's proportionate share of the net pension liability as a percentage of its covered-employee payroll	189.54%	174.17%	182.95%
Plan fiduciary net position as a percentage of the total pension liability	69.16%	71.70%	65.52%

Note: Information prior to fiscal year 2013 was unavailable.

Amounts presented as of the School District's measurement date which is the prior fiscal year end.

**CARDINGTON-LINCOLN LOCAL SCHOOL DISTRICT
MORROW COUNTY**

SCHEDULES OF REQUIRED SUPPLEMENTARY INFORMATION

SCHEDULE OF THE DISTRICT'S PROPORTIONATE SHARE OF
THE NET PENSION LIABILITY
STATE TEACHERS RETIREMENT SYSTEM (STRS) OF OHIO

LAST THREE FISCAL YEARS

	<u>2015</u>	<u>2014</u>	<u>2013</u>
District's proportion of the net pension liability	0.04315097%	0.04227945%	0.04227945%
District's proportionate share of the net pension liability	\$ 11,925,666	\$ 10,283,825	\$ 12,250,026
District's covered-employee payroll	\$ 4,579,450	\$ 4,319,792	\$ 5,090,754
District's proportionate share of the net pension liability as a percentage of its covered-employee payroll	260.42%	238.06%	240.63%
Plan fiduciary net position as a percentage of the total pension liability	72.10%	74.70%	69.30%

Note: Information prior to fiscal year 2013 was unavailable.

Amounts presented as of the School District's measurement date which is the prior fiscal year end.

**CARDINGTON-LINCOLN LOCAL SCHOOL DISTRICT
MORROW COUNTY**

SCHEDULES OF REQUIRED SUPPLEMENTARY INFORMATION

SCHEDULE OF DISTRICT CONTRIBUTIONS
SCHOOL EMPLOYEES RETIREMENT SYSTEM (SERS) OF OHIO

LAST TEN FISCAL YEARS

	<u>2016</u>	<u>2015</u>	<u>2014</u>	<u>2013</u>
Contractually required contribution	\$ 207,759	\$ 175,253	\$ 169,364	\$ 189,184
Contributions in relation to the contractually required contribution	<u>(207,759)</u>	<u>(175,253)</u>	<u>(169,364)</u>	<u>(189,184)</u>
Contribution deficiency (excess)	<u>\$ -</u>	<u>\$ -</u>	<u>\$ -</u>	<u>\$ -</u>
District's covered-employee payroll	\$ 1,483,993	\$ 1,329,689	\$ 1,221,962	\$ 1,366,936
Contributions as a percentage of covered-employee payroll	14.00%	13.18%	13.86%	13.84%

<u>2012</u>	<u>2011</u>	<u>2010</u>	<u>2009</u>	<u>2008</u>	<u>2007</u>
\$ 180,451	\$ 182,563	\$ 192,283	\$ 137,868	\$ 129,621	\$ 133,054
<u>(180,451)</u>	<u>(182,563)</u>	<u>(192,283)</u>	<u>(137,868)</u>	<u>(129,621)</u>	<u>(133,054)</u>
<u>\$ -</u>	<u>\$ -</u>	<u>\$ -</u>	<u>\$ -</u>	<u>\$ -</u>	<u>\$ -</u>
\$ 1,341,643	\$ 1,452,371	\$ 1,420,111	\$ 1,401,098	\$ 1,319,969	\$ 1,245,824
13.45%	12.57%	13.54%	9.84%	9.82%	10.68%

**CARDINGTON-LINCOLN LOCAL SCHOOL DISTRICT
MORROW COUNTY**

SCHEDULES OF REQUIRED SUPPLEMENTARY INFORMATION

SCHEDULE OF DISTRICT CONTRIBUTIONS
STATE TEACHERS RETIREMENT SYSTEM (STRS) OF OHIO

LAST TEN FISCAL YEARS

	<u>2016</u>	<u>2015</u>	<u>2014</u>	<u>2013</u>
Contractually required contribution	\$ 713,698	\$ 641,123	\$ 561,573	\$ 661,798
Contributions in relation to the contractually required contribution	<u>(713,698)</u>	<u>(641,123)</u>	<u>(561,573)</u>	<u>(661,798)</u>
Contribution deficiency (excess)	<u>\$ -</u>	<u>\$ -</u>	<u>\$ -</u>	<u>\$ -</u>
District's covered-employee payroll	\$ 5,097,843	\$ 4,579,450	\$ 4,319,792	\$ 5,090,754
Contributions as a percentage of covered-employee payroll	14.00%	14.00%	13.00%	13.00%

<u>2012</u>	<u>2011</u>	<u>2010</u>	<u>2009</u>	<u>2008</u>	<u>2007</u>
\$ 618,294	\$ 653,541	\$ 670,240	\$ 677,706	\$ 637,276	\$ 612,202
<u>(618,294)</u>	<u>(653,541)</u>	<u>(670,240)</u>	<u>(677,706)</u>	<u>(637,276)</u>	<u>(612,202)</u>
<u>\$ -</u>	<u>\$ -</u>	<u>\$ -</u>	<u>\$ -</u>	<u>\$ -</u>	<u>\$ -</u>
\$ 4,756,108	\$ 5,027,238	\$ 5,155,692	\$ 5,213,123	\$ 4,902,123	\$ 4,709,246
13.00%	13.00%	13.00%	13.00%	13.00%	13.00%

**CARDINGTON-LINCOLN LOCAL SCHOOL DISTRICT
MORROW COUNTY**

**NOTES TO REQUIRED SUPPLEMENTARY INFORMATION
FOR THE FISCAL YEAR ENDED JUNE 30, 2016**

SCHOOL EMPLOYEES RETIREMENT SYSTEM (SERS) OF OHIO

Changes in benefit terms : There were no changes in benefit terms from the amounts reported for fiscal years 2014-2016.

Changes in assumptions : There were no changes in methods and assumptions used in the calculation of actuarial determined contributions for fiscal years 2014-2016. See the notes to the basic financial statements for the methods and assumptions in this calculation.

STATE TEACHERS RETIREMENT SYSTEM (STRS) OF OHIO

Changes in benefit terms : There were no changes in benefit terms from the amounts reported for fiscal years 2014-2016.

Changes in assumptions : There were no changes in methods and assumptions used in the calculation of actuarial determined contributions for fiscal years 2014-2016. See the notes to the basic financial statements for the methods and assumptions in this calculation.

**CARDINGTON-LINCOLN LOCAL SCHOOL DISTRICT
MORROW COUNTY**

**SCHEDULE OF EXPENDITURES OF FEDERAL AWARDS
FOR THE YEAR ENDED JUNE 30, 2016**

FEDERAL GRANTOR <i>Passed Through Grantor</i> Program Title	Federal CFDA Number	Total Federal Expenditures
<u>U.S. DEPARTMENT OF EDUCATION</u>		
<i>Passed through the Ohio Department of Education</i>		
Title I Grants to Local Educational Agencies	84.010	220,336
Special Education - Grants to States	84.027	212,765
Improving Teacher Quality State Grants	84.367	26,114
		459,215
<i>Direct Program</i>		
Fund for the Improvement of Education	84.215	337,720
Total U.S. Department of Education		796,935
<u>U.S. DEPARTMENT OF AGRICULTURE</u>		
<i>Passed through the Ohio Department of Education</i>		
Child Nutrition Cluster:		
Cash Assistance		
School Breakfast Program	10.553	\$70,961
National School Lunch Program	10.555	204,014
		274,975
Non-Cash Assistance		
National School Lunch Program	10.555	36,866
		311,841
Total Child Nutrition Cluster		311,841
Total U.S. Department of Agriculture		311,841
TOTAL EXPENDITURES OF FEDERAL AWARDS		1,108,776

The Notes to the Schedule of Expenditures of Federal Awards are an integral part of this schedule.

**CARDINGTON-LINCOLN LOCAL SCHOOL DISTRICT
MORROW COUNTY**

**NOTES TO THE SCHEDULE OF EXPENDITURES OF FEDERAL AWARDS
2 CFR 200.510(b)(6)
FOR THE YEAR ENDED JUNE 30, 2016**

NOTE A – BASIS OF PRESENTATION

The accompanying Schedule of Expenditures of Federal Awards (the Schedule) includes the federal award activity of Cardington-Lincoln Local School District, Morrow County, Ohio, (the District) under programs of the federal government for the year ended June 30, 2016. The information on this Schedule is prepared in accordance with the requirements of Title 2 U.S. Code of Federal Regulations Part 200, *Uniform Administrative Requirements, Cost Principles, and Audit Requirements for Federal Awards* (Uniform Guidance). Because the Schedule presents only a selected portion of the operations of the District, it is not intended to and does not present the financial position, changes in net assets, or cash flows of the District.

NOTE B – SUMMARY OF SIGNIFICANT ACCOUNTING POLICIES

Expenditures reported on the Schedule are reported on the cash basis of accounting. Such expenditures are recognized following, as applicable, either the cost principles contained in OMB Circular A-87 *Cost Principles for State, Local, and Indian Tribal Governments* (codified in 2 CFR Part 225), or the cost principles contained in Title 2 U.S. Code of Federal Regulations Part 200, *Uniform Administrative Requirements, Cost Principles, and Audit Requirements for Federal Awards*, wherein certain types of expenditures may or may not be allowed or may be limited as to reimbursement. The District has elected not to use the 10-percent de minimis indirect cost rate as allowed under the Uniform Guidance.

NOTE C - CHILD NUTRITION CLUSTER

The District commingles cash receipts from the U.S. Department of Agriculture with similar State grants. When reporting expenditures on this Schedule, the District assumes it expends federal monies first.

NOTE D – FOOD DONATION PROGRAM

The District reports commodities consumed on the Schedule at the entitlement value. The District allocated donated food commodities to the respective program that benefitted from the use of those donated food commodities.



Dave Yost • Auditor of State

INDEPENDENT AUDITOR'S REPORT ON INTERNAL CONTROL OVER FINANCIAL REPORTING AND ON COMPLIANCE AND OTHER MATTERS REQUIRED BY *GOVERNMENT AUDITING STANDARDS*

Cardington-Lincoln Local School District
Morrow County
121 Nichols Street
Cardington, Ohio 43315

To the Board of Education:

We have audited, in accordance with auditing standards generally accepted in the United States and the Comptroller General of the United States' *Government Auditing Standards*, the financial statements of the governmental activities, each major fund, and the aggregate remaining fund information of the Cardington-Lincoln Local School District, Morrow County, Ohio (the District), as of and for the year ended June 30, 2016, and the related notes to the financial statements, which collectively comprise the District's basic financial statements and have issued our report thereon dated December 19, 2016, wherein we noted the District was placed in fiscal caution on January 17, 2016 by the Ohio Department of Education.

Internal Control Over Financial Reporting

As part of our financial statement audit, we considered the District's internal control over financial reporting (internal control) to determine the audit procedures appropriate in the circumstances to the extent necessary to support our opinions on the financial statements, but not to the extent necessary to opine on the effectiveness of the District's internal control. Accordingly, we have not opined on it.

A *deficiency in internal control* exists when the design or operation of a control does not allow management or employees, when performing their assigned functions, to prevent, or detect and timely correct misstatements. A *material weakness* is a deficiency, or combination of internal control deficiencies resulting in a reasonable possibility that internal control will not prevent or detect and timely correct a material misstatement of the District's financial statements. A *significant deficiency* is a deficiency, or a combination of deficiencies, in internal control that is less severe than a material weakness, yet important enough to merit attention by those charged with governance.

Our consideration of internal control was for the limited purpose described in the first paragraph of this section and was not designed to identify all internal control deficiencies that might be material weaknesses or significant deficiencies. Given these limitations, we did not identify any deficiencies in internal control that we consider material weaknesses. However, unidentified material weaknesses may exist.

Compliance and Other Matters

As part of reasonably assuring whether the District's financial statements are free of material misstatement, we tested its compliance with certain provisions of laws, regulations, contracts, and grant agreements, noncompliance with which could directly and materially affect the determination of financial statement amounts. However, opining on compliance with those provisions was not an objective of our audit and accordingly, we do not express an opinion. The results of our tests disclosed no instances of noncompliance or other matters we must report under *Government Auditing Standards*.

Purpose of this Report

This report only describes the scope of our internal control and compliance testing and our testing results, and does not opine on the effectiveness of the District's internal control or on compliance. This report is an integral part of an audit performed under *Government Auditing Standards* in considering the District's internal control and compliance. Accordingly, this communication is not suitable for any other purpose.

A handwritten signature in black ink that reads "Dave Yost". The signature is written in a cursive style with a large, looping "D" and "Y".

Dave Yost
Auditor of State
Columbus, Ohio

December 19, 2016



Dave Yost • Auditor of State

INDEPENDENT AUDITOR'S REPORT ON COMPLIANCE WITH REQUIREMENTS APPLICABLE TO EACH MAJOR FEDERAL PROGRAM AND ON INTERNAL CONTROL OVER COMPLIANCE REQUIRED BY THE UNIFORM GUIDANCE

Cardington-Lincoln Local School District
Morrow County
121 Nichols Street
Cardington, Ohio 43315

To the Board of Education:

Report on Compliance for Each Major Federal Program

We have audited the Cardington-Lincoln Local School District's, Morrow County, Ohio (the District's), compliance with the applicable requirements described in the U.S. Office of Management and Budget (OMB) *Compliance Supplement* that could directly and materially affect each of the District's major federal programs for the year ended June 30, 2016. The *Summary of Auditor's Results* in the accompanying schedule of findings identifies the District's major federal programs.

Management's Responsibility

The District's Management is responsible for complying with the requirements of laws, regulations, contracts, and grants applicable to its federal programs.

Auditor's Responsibility

Our responsibility is to opine on the District's compliance for each of the District's major federal programs based on our audit of the applicable compliance requirements referred to above. Our compliance audit followed auditing standards generally accepted in the United States of America; the standards for financial audits included in the Comptroller General of the United States' *Government Auditing Standards*; and the audit requirements of Title 2 U.S. *Code of Federal Regulations Part 200, Uniform Administrative Requirements, Cost Principles, and Audit Requirements for Federal Awards* (Uniform Guidance). These standards and the Uniform Guidance require us to plan and perform the audit to reasonably assure whether noncompliance with the applicable compliance requirements referred to above that could directly and materially affect a major federal program occurred. An audit includes examining, on a test basis, evidence about the District's compliance with those requirements and performing such other procedures as we considered necessary in the circumstances.

We believe our audit provides a reasonable basis for our compliance opinion on each of the District's major programs. However, our audit does not provide a legal determination of the District's compliance.

Opinion on Each Major Federal Program

In our opinion, Cardington-Lincoln Local School District, Morrow County, Ohio complied, in all material respects with the compliance requirements referred to above that could directly and materially affect each of its major federal programs for the year ended June 30, 2016.

Other Matters

The results of our auditing procedures disclosed an instance of noncompliance which Uniform Guidance requires us to report, described in the accompanying schedule of findings as item 2016-001. Our opinion on the major federal program is not modified with respect to this matter.

The District's response to our noncompliance finding is described in the accompanying schedule of findings and corrective action plan. We did not audit the District's response and, accordingly, we express no opinion on it.

Report on Internal Control Over Compliance

The District's management is responsible for establishing and maintaining effective internal control over compliance with the applicable compliance requirements referred to above. In planning and performing our compliance audit, we considered the District's internal control over compliance with the applicable requirements that could directly and materially affect a major federal program, to determine our auditing procedures appropriate for opining on each major federal program's compliance and to test and report on internal control over compliance in accordance with the Uniform Guidance, but not to the extent needed to opine on the effectiveness of internal control over compliance. Accordingly, we have not opined on the effectiveness of the Entity's internal control over compliance.

A deficiency in internal control over compliance exists when the design or operation of a control over compliance does not allow management or employees, when performing their assigned functions, to prevent, or to timely detect and correct, noncompliance with a federal program's applicable compliance requirement. *A material weakness in internal control over compliance* is a deficiency, or combination of deficiencies in internal control over compliance, such that there is a reasonable possibility that material noncompliance with a federal program's compliance requirement will not be prevented, or timely detected or corrected. *A significant deficiency in internal over compliance* is a deficiency or a combination of deficiencies in internal control over compliance with a federal program's applicable compliance requirement that is less severe than a material weakness in internal control over compliance, yet important enough to merit attention by those charged with governance.

Our consideration of internal control over compliance was for the limited purpose described in the first paragraph of this section and was not designed to identify all deficiencies in internal control over compliance that might be material weaknesses or significant deficiencies. Therefore, we cannot assure we have identified all deficiencies in internal control over compliance that might be material weaknesses or significant deficiencies. However, we identified a certain deficiency in internal control over compliance that we consider to be a material weakness, described in the accompanying schedule of findings as item 2016-001.

The District's response to our internal control over compliance finding is described in the accompanying schedule of findings and corrective action plan. We did not audit the District's response and, accordingly, we express no opinion on it.

Cardington-Lincoln Local School District
Morrow County
Independent Auditor's Report on Compliance with Requirements
Applicable to Each Major Federal Program and on Internal Control Over
Compliance Required by the Uniform Guidance
Page 3

This report only describes the scope of our tests of internal control over compliance and the results of this testing based on the Uniform Guidance requirements. Accordingly, this report is not suitable for any other purpose.

A handwritten signature in black ink that reads "Dave Yost". The signature is written in a cursive, flowing style.

Dave Yost
Auditor of State
Columbus, Ohio

December 19, 2016

THIS PAGE INTENTIONALLY LEFT BLANK

**CARDINGTON-LINCOLN LOCAL SCHOOL DISTRICT
MORROW COUNTY**

**SCHEDULE OF FINDINGS
2 CFR § 200.515
JUNE 30, 2016**

1. SUMMARY OF AUDITOR'S RESULTS

(d)(1)(i)	Type of Financial Statement Opinion	Unmodified
(d)(1)(ii)	Were there any material control weaknesses reported at the financial statement level (GAGAS)?	No
(d)(1)(ii)	Were there any significant deficiencies in internal control reported at the financial statement level (GAGAS)?	No
(d)(1)(iii)	Was there any reported material noncompliance at the financial statement level (GAGAS)?	No
(d)(1)(iv)	Were there any material internal control weaknesses reported for major federal programs?	Yes
(d)(1)(iv)	Were there any significant deficiencies in internal control reported for major federal programs?	No
(d)(1)(v)	Type of Major Programs' Compliance Opinion	Unmodified
(d)(1)(vi)	Are there any reportable findings under 2 CFR § 200.516(a)?	Yes
(d)(1)(vii)	Major Programs (list):	CFDA #84.010 – Title I Grants to Local Educational Agencies <u>Child Nutrition Cluster:</u> CFDA #10.553 – School Breakfast Program CFDA #10.555 – National School Lunch Program
(d)(1)(viii)	Dollar Threshold: Type A/B Programs	Type A: > \$ 750,000 Type B: all others
(d)(1)(ix)	Low Risk Auditee under 2 CFR §200.520?	No

**2. FINDINGS RELATED TO THE FINANCIAL STATEMENTS
REQUIRED TO BE REPORTED IN ACCORDANCE WITH GAGAS**

None

**CARDINGTON-LINCOLN LOCAL SCHOOL DISTRICT
MORROW COUNTY**

**SCHEDULE OF FINDINGS
2 CFR § 200.515
JUNE 30, 2016
(Continued)**

3. FINDINGS FOR FEDERAL AWARDS

Finding Number	2016-001
CFDA Title and Number	CFDA #10.553 – School Breakfast Program CFDA #10.555 – National School Lunch Program
Federal Award Number / Year	2016
Federal Agency	U.S. Department of Education
Pass-Through Agency	Ohio Department of Education

Material Noncompliance / Material Weakness – Student Eligibility

7 CFR § 245.3(b) provides "each participating local educational agency and all participating schools under its jurisdiction must adhere to the eligibility criteria specified in this part. Local educational agencies must include these eligibility criteria in their policy statement as required under §245.10 and it must be publicly announced in accordance with the provisions of §245.5. Additionally, each State agency, or FNSRO where applicable, must require that local educational agencies accept as income eligible for free meals and free milk, children who are categorically eligible for those benefits based on documentation of eligibility, as specified in §245.6 (b)." Furthermore, 7 CFR §245.3(c) states, in part, "Each School Food Authority shall serve free and reduced price meals or free milk in the respective programs to children eligible under its eligibility criteria."

For five out of sixty student eligibility applications tested, the household income was miscalculated by District staff. For one of the five applications found to be deficient, the miscalculation resulted in the student receiving reduced fee benefits when free benefits were appropriate. Furthermore, when student eligibility for free and reduced benefits is not calculated correctly, the District is either overfunded or underfunded by the State for its food service program.

The District should review procedures for determining eligibility and implement additional control practices which will ensure eligibility is properly and accurately determined based on allowable criteria.

Officials' Response:

Refer to Corrective Action Plan.

**CARDINGTON-LINCOLN LOCAL SCHOOL DISTRICT
MORROW COUNTY**

**CORRECTIVE ACTION PLAN
2 CFR § 200.511(c)
JUNE 30, 2016**

Finding Number	Planned Corrective Action	Anticipated Completion Date	Responsible Contact Person
2016-001	<p>The cafeteria supervisor shall ensure that each Free and Reduced Family Application is processed timely and the calculation of income and household size is accurate.</p> <p>In addition, each application shall be confirmed by a Building Principal or the District Treasurer to check accuracy of the completed form.</p>	Immediately	Jon Mason, District Treasurer

**CARDINGTON-LINCOLN LOCAL SCHOOL DISTRICT
MORROW COUNTY**

**SUMMARY SCHEDULE OF PRIOR AUDIT FINDINGS
2 CFR 200.511(b)
JUNE 30, 2016**

Finding Number	Finding Summary	Status	Additional Information
2015-001 & 2014-001	Financial Reporting – Material Weakness	Corrective Action Taken and Finding is Fully Corrected	
2015-002	Illegal Expenditures of Funds – Finding for Recovery Repaid Under Audit	Corrective Action Taken and Finding is Fully Corrected	
2015-003	Illegal Expenditures of Funds – Finding for Recovery Repaid Under Audit	Corrective Action Taken and Finding is Fully Corrected	



Dave Yost • Auditor of State

CARDINGTON – LINCOLN LOCAL SCHOOL DISTRICT

MORROW COUNTY

CLERK'S CERTIFICATION

This is a true and correct copy of the report which is required to be filed in the Office of the Auditor of State pursuant to Section 117.26, Revised Code, and which is filed in Columbus, Ohio.

Susan Babbitt

CLERK OF THE BUREAU

**CERTIFIED
FEBRUARY 7, 2017**