



Dave Yost • Auditor of State

**MAHONING VALLEY OPPORTUNITY CENTER
MAHONING COUNTY**

TABLE OF CONTENTS

TITLE	PAGE
Independent Auditor's Report	1
Management's Discussion and Analysis.....	3
Statement of Net Position	9
Statement of Revenues, Expenses and Changes in Net Position.....	10
Statement of Cash Flows	11
Notes to Basic Financial Statements	13
Schedule of the Center's Proportionate Share of the Net Pension Liability – School Employees Retirement System (SERS) of Ohio.....	32
Schedule of the Center's Proportionate Share of the Net Pension Liability – State Teachers Retirement System (STRS) of Ohio	33
Schedule of Center Contributions - School Employees Retirement System (SERS) of Ohio	34
Schedule of Center Contributions – State Teachers Retirement System (STRS) of Ohio	36
Notes to Required Supplementary Information.....	38
Independent Auditor's Report on Internal Control Over Financial Reporting and on Compliance and Other Matters Required by <i>Government Auditing Standards</i>	39



Dave Yost • Auditor of State

INDEPENDENT AUDITOR'S REPORT

Mahoning Valley Opportunity Center
Mahoning County
496 Glenwood Avenue
Youngstown, Ohio 44502

To the Governing Board:

Report on the Financial Statements

We have audited the accompanying financial statements of Mahoning Valley Opportunity Center, Mahoning County, Ohio (the Center), as of and for the year ended June 30, 2015, and the related notes to the financial statements, which collectively comprise the Center's basic financial statements as listed in the table of contents.

Management's Responsibility for the Financial Statements

Management is responsible for preparing and fairly presenting these financial statements in accordance with accounting principles generally accepted in the United States of America; this includes designing, implementing, and maintaining internal control relevant to preparing and fairly presenting financial statements that are free from material misstatement, whether due to fraud or error.

Auditor's Responsibility

Our responsibility is to opine on these financial statements based on our audit. We audited in accordance with auditing standards generally accepted in the United States of America and the financial audit standards in the Comptroller General of the United States' *Government Auditing Standards*. Those standards require us to plan and perform the audit to reasonably assure the financial statements are free from material misstatement.

An audit requires obtaining evidence about financial statement amounts and disclosures. The procedures selected depend on our judgment, including assessing the risks of material financial statement misstatement, whether due to fraud or error. In assessing those risks, we consider internal control relevant to the Center's preparation and fair presentation of the financial statements in order to design audit procedures that are appropriate in the circumstances, but not to the extent needed to opine on the effectiveness of the Center's internal control. Accordingly, we express no opinion. An audit also includes evaluating the appropriateness of management's accounting policies and the reasonableness of their significant accounting estimates, as well as our evaluation of the overall financial statement presentation.

We believe the audit evidence we obtained is sufficient and appropriate to support our audit opinions.

Opinion

In our opinion, the financial statements referred to above present fairly, in all material respects, the respective financial position of the Mahoning Valley Opportunity Center, Mahoning County, Ohio, as of June 30, 2015, and the respective changes in financial position and, where applicable, cash flows thereof for the year then ended in accordance with the accounting principles generally accepted in the United States of America.

Emphasis of Matter

As discussed in Note 3 to the financial statements, during the year ended June 30, 2015, the Center adopted Governmental Accounting Standards Board (GASB) Statement No. 68, *Accounting and Financial Reporting for Pensions – an amendment of GASB Statement No. 27* and also GASB Statement No. 71, *Pension Transition for Contributions Made Subsequent to the Measurement Date*. We did not modify our opinion regarding this matter.

Other Matters

Required Supplementary Information

Accounting principles generally accepted in the United States of America require this presentation to include *Management's discussion and analysis*, the Schedules of the District's Proportionate Share of the Net Pension Liability for School Employees Retirement System of Ohio and State Teachers Retirement System of Ohio, and the Schedules of District Contributions for School Employees Retirement System of Ohio and State Teachers Retirement System of Ohio, listed in the table of contents, to supplement the basic financial statements. Although this information is not part of the basic financial statements, the Governmental Accounting Standards Board considers it essential for placing the basic financial statements in an appropriate operational, economic, or historical context. We applied certain limited procedures to the required supplementary information in accordance with auditing standards generally accepted in the United States of America, consisting of inquiries of management about the methods of preparing the information and comparing the information for consistency with management's responses to our inquiries, to the basic financial statements, and other knowledge we obtained during our audit of the basic financial statements. We do not opine or provide any assurance on the information because the limited procedures do not provide us with sufficient evidence to opine or provide any other assurance.

Other Reporting Required by Government Auditing Standards

In accordance with *Government Auditing Standards*, we have also issued our report dated May 10, 2016, on our consideration of the Center's internal control over financial reporting and our tests of its compliance with certain provisions of laws, regulations, contracts and grant agreements and other matters. That report describes the scope of our internal control testing over financial reporting and compliance, and the results of that testing, and does not opine on internal control over financial reporting or on compliance. That report is an integral part of an audit performed in accordance with *Government Auditing Standards* in considering the Center's internal control over financial reporting and compliance.



Dave Yost
Auditor of State
Columbus, Ohio

May 10, 2016

**MAHONING VALLEY OPPORTUNITY CENTER
MAHONING COUNTY, OHIO**

**MANAGEMENT'S DISCUSSION AND ANALYSIS
FOR THE FISCAL YEAR ENDED JUNE 30, 2015
(UNAUDITED)**

The management's discussion and analysis of the Mahoning Valley Opportunity Center's (the "Center") financial performance provides an overall review of the Center's financial activities for the fiscal year ended June 30, 2015. The intent of this discussion and analysis is to look at the Center's financial performance as a whole; readers should also review the notes to the basic financial statements and financial statements to enhance their understanding of the Center's financial performance.

Financial Highlights

Key financial highlights for fiscal year 2015 are as follows:

- In total, net position was a deficit of \$936,968 at June 30, 2015, as restated by Note 3.
- The Center had operating revenues of \$763,251, operating expenses of \$918,455, and non-operating revenues of \$93,750 for the fiscal year ended June 30, 2015. The total change in net position for fiscal year 2015 was a decrease of \$61,444.

Using these Basic Financial Statements

This annual report consists of the management's discussion and analysis, the basic financial statements and notes to those statements. These statements are organized so the reader can understand the Center's financial activities. The statement of net position and statement of revenues, expenses and changes in net position provide information about the activities of the Center, including all short-term and long-term financial resources and obligations.

Reporting the Center's Financial Activities

Statement of Net Position; Statement of Revenues, Expenses, and Changes in Net Position; and Statement of Cash Flows

These statements look at all financial transactions and ask the question, "How did the Center do financially during fiscal year 2015?" The statement of net position and the statement of revenues, expenses and changes in net position answer this question. These statements include all assets, deferred outflows of resources, liabilities, deferred inflows of resources, revenues and expenses using the accrual basis of accounting similar to the accounting used by most private-sector companies. This basis of accounting will take into account all of the current year's revenues and expenses regardless of when cash is received or paid.

These two statements report the Center's net position and change in net position. This change in net position is important because it tells the reader that, for the Center as a whole, the financial position of the Center has improved or diminished. The causes of this change may be the result of many factors, some financial, some not. These statements can be found on pages 9 and 10 of this report.

The statement of cash flows provides information about how the Center finances and meets the cash flow needs of its operations. The statement of cash flows can be found on page 11 of this report.

Notes to the Basic Financial Statements

The notes to the basic financial statements provide additional information that is essential to a full understanding of the data provided in the basic financial statements. These notes to the basic financial statements can be found on pages 13-29 of this report.

**MAHONING VALLEY OPPORTUNITY CENTER
MAHONING COUNTY, OHIO**

MANAGEMENT'S DISCUSSION AND ANALYSIS
FOR THE FISCAL YEAR ENDED JUNE 30, 2015
(UNAUDITED)

Required Supplementary Information

In addition to the basic financial statements and accompanying notes, this report also presents certain required supplementary information concerning the Center's net pension liability. The required supplementary information can be found on pages 32 through 38 of this report.

The table below provides a summary of the Center's net position at June 30, 2015 and June 30, 2014. The net position at June 30, 2014 has been restated as described in Note 3.

	Net Position	
	<u>2015</u>	<u>Restated 2014</u>
<u>Assets</u>		
Current and other assets	\$ 404,341	\$ 453,859
Capital assets, net	<u>77,775</u>	<u>99,046</u>
Total assets	<u>482,116</u>	<u>552,905</u>
<u>Deferred Outflows of Resources</u>	<u>56,544</u>	<u>75,319</u>
<u>Liabilities</u>		
Current liabilities	27,116	45,483
Net pension liability	<u>1,228,678</u>	<u>1,458,265</u>
Total liabilities	<u>1,255,794</u>	<u>1,503,748</u>
<u>Deferred Inflows of Resources</u>	<u>219,834</u>	<u>-</u>
<u>Net Position</u>		
Net investment in capital assets	77,775	99,046
Restricted	556	15,463
Unrestricted (deficit)	<u>(1,015,299)</u>	<u>(990,033)</u>
Total net position (deficit)	<u>\$ (936,968)</u>	<u>\$ (875,524)</u>

During 2015, the Center adopted GASB Statement 68, "Accounting and Financial Reporting for Pensions—an Amendment of GASB Statement 27," which significantly revises accounting for pension costs and liabilities. For reasons discussed below, many end users of this financial statement will gain a clearer understanding of the Center's actual financial condition by adding deferred inflows related to pension and the net pension liability to the reported net position and subtracting deferred outflows related to pension.

**MAHONING VALLEY OPPORTUNITY CENTER
MAHONING COUNTY, OHIO**

MANAGEMENT'S DISCUSSION AND ANALYSIS
FOR THE FISCAL YEAR ENDED JUNE 30, 2015
(UNAUDITED)

Governmental Accounting Standards Board standards are national and apply to all government financial reports prepared in accordance with generally accepted accounting principles. When accounting for pension costs, GASB 27 focused on a funding approach. This approach limited pension costs to contributions annually required by law, which may or may not be sufficient to fully fund each plan's *net pension liability*. GASB 68 takes an earnings approach to pension accounting; however, the nature of Ohio's statewide pension systems and state law governing those systems requires additional explanation in order to properly understand the information presented in these statements.

Under the new standards required by GASB 68, the net pension liability equals the Center's proportionate share of each plan's collective:

1. Present value of estimated future pension benefits attributable to active and inactive employees' past service
- 2 Minus plan assets available to pay these benefits

GASB notes that pension obligations, whether funded or unfunded, are part of the "employment exchange" – that is, the employee is trading his or her labor in exchange for wages, benefits, and the promise of a future pension. GASB noted that the unfunded portion of this pension promise is a present obligation of the government, part of a bargained-for benefit to the employee, and should accordingly be reported by the government as a liability since they received the benefit of the exchange. However, the Center is not responsible for certain key factors affecting the balance of this liability. In Ohio, the employee shares the obligation of funding pension benefits with the employer. Both employer and employee contribution rates are capped by State statute. A change in these caps requires action of both Houses of the General Assembly and approval of the Governor. Benefit provisions are also determined by State statute. The employee enters the employment exchange with the knowledge that the employer's promise is limited not by contract but by law. The employer enters the exchange also knowing that there is a specific, legal limit to its contribution to the pension system. In Ohio, there is no legal means to enforce the unfunded liability of the pension system *as against the public employer*. State law operates to mitigate/lessen the moral obligation of the public employer to the employee, because all parties enter the employment exchange with notice as to the law. The pension system is responsible for the administration of the plan.

Most long-term liabilities have set repayment schedules or, in the case of compensated absences (i.e. sick and vacation leave), are satisfied through paid time-off or termination payments. There is no repayment schedule for the net pension liability. As explained above, changes in pension benefits, contribution rates, and return on investments affect the balance of the net pension liability, but are outside the control of the local government. In the event that contributions, investment returns, and other changes are insufficient to keep up with required pension payments, State statute does not assign/identify the responsible party for the unfunded portion. Due to the unique nature of how the net pension liability is satisfied, this liability is separately identified within the long-term liability section of the statement of net position.

In accordance with GASB 68, the Center's statements prepared on an accrual basis of accounting include an annual pension expense for their proportionate share of each plan's *change* in net pension liability not accounted for as deferred inflows/outflows.

As a result of implementing GASB 68, the Center is reporting a net pension liability and deferred inflows/outflows of resources related to pension on the accrual basis of accounting. This implementation also had the effect of restating net position at June 30, 2014, from \$507,422 to (\$875,524).

Over time, net position can serve as a useful indicator of a government's financial position. At June 30, 2015, the Center's net position was a deficit of \$936,968.

**MAHONING VALLEY OPPORTUNITY CENTER
MAHONING COUNTY, OHIO**

MANAGEMENT'S DISCUSSION AND ANALYSIS
FOR THE FISCAL YEAR ENDED JUNE 30, 2015
(UNAUDITED)

At fiscal year end, capital assets, net of accumulated depreciation, represented 16.13% of total assets. Capital assets consisted of furniture and equipment. There is no debt related to these capital assets. Capital assets are used to provide services to the students and are not available for future spending. The Center's investment in capital assets at June 30, 2015 was \$77,775. The Center also had net position at June 30, 2015 in the amount of \$556 that was restricted in use. The remaining balance of unrestricted net position is a deficit of \$1,015,299.

The table below shows the changes in net position for fiscal years 2015 and 2014. The net position at June 30, 2014 has been restated as described in Note 3.

Change in Net Position

	<u>2015</u>	<u>Restated 2014</u>
<u>Operating Revenues:</u>		
State foundation	\$ 763,251	\$ 733,972
Total operating revenues	<u>763,251</u>	<u>733,972</u>
<u>Operating Expenses:</u>		
Salaries and wages	530,994	610,146
Fringe benefits	116,766	109,669
Purchased services	205,950	198,158
Materials and supplies	27,945	12,700
Depreciation	21,271	23,428
Other	15,519	17,892
Total operating expenses	<u>918,445</u>	<u>971,993</u>
<u>Non-operating Revenues:</u>		
Federal and State grants	93,720	120,134
Interest revenue	30	30
Total non-operating revenues	<u>93,750</u>	<u>120,164</u>
Change in net position	(61,444)	(117,857)
Net position (deficit) at beginning of year (restated)	<u>(875,524)</u>	<u>N/A</u>
Net position (deficit) at end of year	<u>\$ (936,968)</u>	<u>\$ (875,524)</u>

The information necessary to restate the 2014 beginning balances and the 2014 pension expense amounts for the effects of the initial implementation of GASB 68 is not available. Therefore, 2014 functional expenses still include pension expense of \$75,319 computed under GASB 27. GASB 27 required recognizing pension expense equal to the contractually required contributions to the plan. Under GASB 68, pension expense represents additional amounts earned, adjusted by deferred inflows/outflows. The contractually required contribution is no longer a component of pension expense. Under GASB 68, the 2015 statements report pension expense of \$54,105.

**MAHONING VALLEY OPPORTUNITY CENTER
MAHONING COUNTY, OHIO**

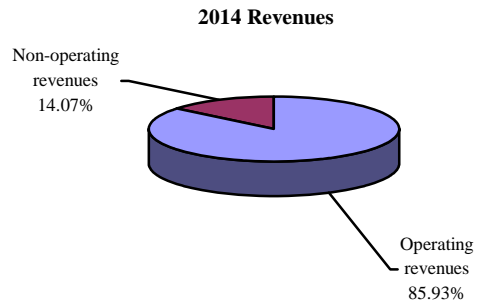
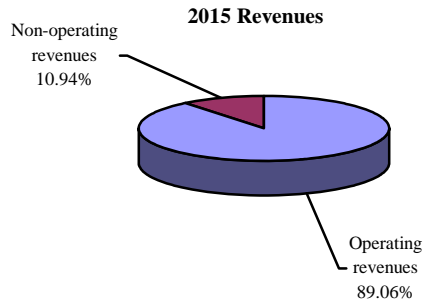
**MANAGEMENT'S DISCUSSION AND ANALYSIS
FOR THE FISCAL YEAR ENDED JUNE 30, 2015
(UNAUDITED)**

Consequently, in order to compare 2015 total program expenses to 2014, the following adjustments are needed:

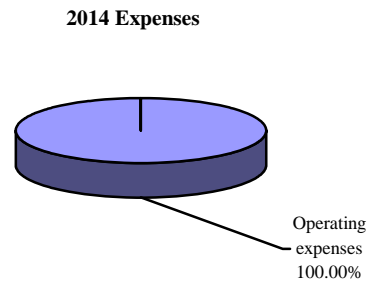
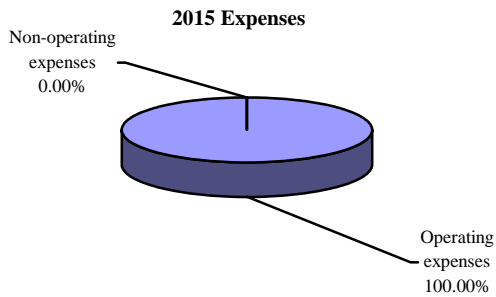
Total 2015 program expenses under GASB 68	\$ 918,445
Pension expense under GASB 68	(54,105)
2015 contractually required contributions	<u>45,083</u>
Adjusted 2015 program expenses	909,423
Total 2014 program expenses under GASB 27	<u>971,993</u>
Decrease in expenses not related to pension	<u>\$ (62,570)</u>

During fiscal year 2015, the Center experienced a decrease in funding from both State and federal sources, but the reduction in revenues was partially offset by a reduction in total expenses. Overall, the Center maintained a strong financial position during fiscal year 2015.

The charts below illustrate the revenues for the Center during the fiscal years ended June 30, 2015 and June 30, 2014.



The charts below illustrate the expenses for the Center during the fiscal years ended June 30, 2015 and June 30, 2014.



Capital Assets

At June 30, 2015, the Center had \$77,775 invested in furniture and equipment. See Note 6 to the basic financial statements for more detail on the Center's capital assets.

**MAHONING VALLEY OPPORTUNITY CENTER
MAHONING COUNTY, OHIO**

**MANAGEMENT'S DISCUSSION AND ANALYSIS
FOR THE FISCAL YEAR ENDED JUNE 30, 2015
(UNAUDITED)**

Debt Administration

At June 30, 2015, the Center was not liable for any long-term obligations.

Current Financial Related Activities

The Center is sponsored by Youngstown City School District. The Center is reliant upon State foundation monies and State and federal grants to offer quality educational services to students.

In order to continually provide learning opportunities to the Center's students, the Center will apply resources to best meet the needs of its students. It is the intent of the Center to apply for other State and federal funds that are made available to finance its operations.

Contacting the Center's Financial Management

This financial report is designed to provide our clients and creditors with a general overview of the Center's finances and to show the Center's accountability for the money it receives. If you have questions about this report or need additional financial information, contact Mr. Edward N. Sobnosky, Treasurer, Mahoning Valley Opportunity Center, P.O. Box 549, Youngstown-Pittsburgh Road, New Middletown, Ohio 44442.

**MAHONING VALLEY OPPORTUNITY CENTER
MAHONING COUNTY, OHIO**

STATEMENT OF NET POSITION
JUNE 30, 2015

Assets:	
Current assets:	
Equity in pooled cash and cash equivalents	\$ 385,203
Receivables:	
Intergovernmental.	18,112
Prepayments	<u>1,026</u>
Total current assets	<u>404,341</u>
Non-current assets:	
Capital assets, net	<u>77,775</u>
Total non-current assets.	<u>77,775</u>
Total assets.	<u>482,116</u>
 Deferred outflows of resources:	
Pension - STRS	34,956
Pension - SERS	<u>21,588</u>
Total deferred outflows of resources	<u>56,544</u>
 Liabilities:	
Current liabilities:	
Accrued wages and benefits	16,557
Compensated absences.	6,166
Pension and postemployment benefits payable.	2,700
Intergovernmental payable	<u>1,693</u>
Total current liabilities	<u>27,116</u>
Non-current liabilities:	
Net pension liability	<u>1,228,678</u>
Total non-current liabilities	<u>1,228,678</u>
Total liabilities	<u>1,255,794</u>
 Deferred inflows of resources:	
Pension - STRS	166,385
Pension - SERS	<u>53,449</u>
Total deferred inflows of resources	<u>219,834</u>
 Net position:	
Investment in capital assets.	77,775
Restricted for:	
Federally funded programs.	556
Unrestricted (deficit).	<u>(1,015,299)</u>
Total net position (deficit).	<u>\$ (936,968)</u>

SEE ACCOMPANYING NOTES TO THE BASIC FINANCIAL STATEMENTS

**MAHONING VALLEY OPPORTUNITY CENTER
MAHONING COUNTY, OHIO**

STATEMENT OF REVENUES, EXPENSES AND
CHANGES IN NET POSITION
FOR THE FISCAL YEAR ENDED JUNE 30, 2015

Operating revenues:	
State foundation	\$ 763,251
Total operating revenues	<u>763,251</u>
Operating expenses:	
Salaries and wages.	530,994
Fringe benefits.	116,766
Purchased services.	205,950
Materials and supplies	27,945
Other.	15,519
Depreciation	<u>21,271</u>
Total operating expenses.	<u>918,445</u>
Operating loss	<u>(155,194)</u>
Non-operating revenues:	
Federal and State grants.	93,720
Interest revenue	<u>30</u>
Total nonoperating revenues	<u>93,750</u>
Change in net position	(61,444)
Net position (deficit) at beginning of year (restated)	<u>(875,524)</u>
Net position (deficit) at end of year	<u><u>\$ (936,968)</u></u>

SEE ACCOMPANYING NOTES TO THE BASIC FINANCIAL STATEMENTS

**MAHONING VALLEY OPPORTUNITY CENTER
MAHONING COUNTY, OHIO**

STATEMENT OF CASH FLOWS
FOR THE FISCAL YEAR ENDED JUNE 30, 2015

Cash flows from operating activities:	
Cash received from State Foundation	\$ 744,742
Cash payments for personal services	(650,499)
Cash payments to suppliers for goods and services	(205,950)
Cash payments for materials and supplies	(27,945)
Cash payments for other expenses	<u>(17,100)</u>
Net cash used in operating activities	<u>(156,752)</u>
Cash flows from noncapital financing activities:	
Federal and State grants	<u>106,406</u>
Net cash provided by noncapital financing activities	<u>106,406</u>
Cash flows from investing activities:	
Interest received	<u>30</u>
Net cash provided by investing activities	<u>30</u>
Net decrease in cash and cash equivalents	(50,316)
Cash and cash equivalents at beginning of year	<u>435,519</u>
Cash and cash equivalents at end of year	<u><u>\$ 385,203</u></u>
 Reconciliation of operating loss to net cash used in operating activities:	
Operating loss	\$ (155,194)
Adjustments:	
Depreciation	21,271
Changes in assets, deferred outflows, liabilities and deferred inflows:	
Accounts receivable	516
Intergovernmental receivable	(13,986)
Prepayments	(14)
Deferred outflows - pension - STRS	14,156
Deferred outflows - pension - SERS	4,619
Accrued wages and benefits	(4,531)
Intergovernmental payable	(11,924)
Compensated absences payable	(1,254)
Pension and postemployment benefits payable	(658)
Net pension liability	(229,587)
Deferred inflows - pension - STRS	166,385
Deferred inflows - pension - STRS	<u>53,449</u>
Net cash used in operating activities	<u><u>\$ (156,752)</u></u>

SEE ACCOMPANYING NOTES TO THE BASIC FINANCIAL STATEMENTS

**THIS PAGE
INTENTIONALLY LEFT BLANK**

**MAHONING VALLEY OPPORTUNITY CENTER
MAHONING COUNTY, OHIO**

**NOTES TO BASIC FINANCIAL STATEMENTS
FOR THE FISCAL YEAR ENDED JUNE 30, 2015**

NOTE 1 - DESCRIPTION OF THE CENTER

The Mahoning Valley Opportunity Center (the "Center") was established pursuant to Ohio Revised Code Chapter 3314 to establish a new conversion school in the Youngstown City School District (the "Sponsor") addressing the needs of students in grades 9 through 12. The Center, which is part of the State's education program, is nonsectarian in its programs, admission policies, employment practices, and all other operations. The Center may sue and be sued, acquire facilities as needed, and contract for any services necessary for the operation of the Center. The Center is established and operated as a public benefit corporation in accordance with Chapter 1702 of the Ohio Revised Code.

The Center is designed to provide an educational environment in which students are given the opportunity to become successful learners guided by high expectations, for students in grades 9 through 12, ages 15 through 22. Enrollment is limited to students within Mahoning County. The Center uses the services of the Sponsor to assist with overall operations.

The Center was approved under contract with the Sponsor for a period of two years commencing January 13, 2007 through June 30, 2009. Thereafter, the Sponsor may renew the contract for additional one-year terms from July 1st through June 30th. The Sponsor is responsible for evaluating the performance of the Center and has the authority to deny renewal of the contract at the expiration of any one-year term. The Sponsor elected to renew the contract for fiscal years 2014 and 2015.

The Sponsor shall evaluate the performance of the Center according to the standards set forth in its Comprehensive Plan and Education Program. The Sponsor is not legally responsible for the final outcome of this community school. Upon dissolution of the Center, any assets remaining shall be conveyed to the Sponsor. The Sponsor, under a purchased services basis with the Center, provides planning, instructional, administrative, and technical services.

The Center operates under the direction of a self-appointed five-member Governing Board. The Governing Board is responsible for carrying out the provisions of the contract, which include, but are not limited to, State-mandated provisions regarding student population, curriculum, academic goals, performance standards, admission standards, and qualifications of teachers. The Center is staffed by 8 certified full-time teaching personnel and 7 non-certified staff members who provide services to 103 students.

NOTE 2 - SUMMARY OF SIGNIFICANT ACCOUNTING POLICIES

The basic financial statements (BFS) of the Center have been prepared in conformity with accounting principles generally accepted in the United States of America (GAAP) as applied to governmental units. The Governmental Accounting Standards Board (GASB) is the accepted standard-setting body for establishing governmental accounting and financial reporting principles.

The Center's significant accounting policies are described below.

A. Basis of Presentation

The Center's basic financial statements consist of a statement of net position, a statement of revenues, expenses and changes in net position, and a statement of cash flows.

**MAHONING VALLEY OPPORTUNITY CENTER
MAHONING COUNTY, OHIO**

**NOTES TO BASIC FINANCIAL STATEMENTS
FOR THE FISCAL YEAR ENDED JUNE 30, 2015**

NOTE 2 - SUMMARY OF SIGNIFICANT ACCOUNTING POLICIES - (Continued)

Enterprise fund accounting is used to account for operations that are financed and operated in a manner similar to private business enterprises where the intent is that the costs (expenses) of providing goods or services to the general public on a continuing basis be financed or recovered primarily through user charges or where it has been decided that periodic determination of revenues earned, expenses incurred, and/or net income is appropriate for capital maintenance, public policy, management control, accountability, or other purposes.

B. Measurement Focus

Enterprise fund accounting uses a flow of economic resources measurement focus. With this measurement focus, all assets, deferred outflows of resources, liabilities, and deferred inflows of resources are included on the statement of net position. The statement of revenues, expenses and changes in net position present increases (i.e., revenues) and decreases (i.e., expenses) in total net position. The statement of cash flows provides information about how the Center finances and meets the cash flow needs of its enterprise activities.

C. Deferred Outflows of Resources and Deferred Inflows of Resources

In addition to assets, the statement of net position will report a separate section for deferred outflows of resources. Deferred outflows of resources, represents a consumption of net position that applies to a future period and will not be recognized as an outflow of resources (expense/expenditure) until then. For the Center, deferred outflows of resources have been reported for the following two items related the Center's net pension liability: (1) the difference between expected and actual experience of the pension systems, and (2) the Center's contributions to the pension systems subsequent to the measurement date.

In addition to liabilities, the statement of net position will report a separate section for deferred inflows of resources. Deferred inflows of resources represent an acquisition of net position that applies to a future period and will not be recognized as an inflow of resources (revenue) until that time. For the Center, deferred inflows of resources include the net difference between projected and actual earnings on pension plan investments related to the Center's net pension liability.

D. Basis of Accounting

Basis of accounting determines when transactions are recorded in the financial records and reported on the basic financial statements. The Center's basic financial statements are prepared using the accrual basis of accounting.

Revenue resulting from exchange transactions, in which each party gives and receives essentially equal value, is recorded upon the accrual basis when the exchange takes place.

Nonexchange transactions, in which the Center receives value without directly giving equal value in return, include grants, entitlements and donations. Revenue from grants, entitlements and donations is recognized in the fiscal year in which all eligibility requirements have been satisfied. Eligibility requirements include timing requirements, which specify the fiscal year when the resources are required to be used or the fiscal year when use is first permitted, matching requirements, in which the Center must provide local resources to be used for a specified purpose, and expense requirements, in which the resources are provided to the Center on a reimbursement basis. Expenses are recognized at the time they are incurred.

**MAHONING VALLEY OPPORTUNITY CENTER
MAHONING COUNTY, OHIO**

**NOTES TO BASIC FINANCIAL STATEMENTS
FOR THE FISCAL YEAR ENDED JUNE 30, 2015**

NOTE 2 - SUMMARY OF SIGNIFICANT ACCOUNTING POLICIES - (Continued)

E. Budgetary Process

Unlike other public schools located in the State of Ohio, community schools are not required to follow budgetary provisions set forth in Ohio Revised Code Chapter 5705, unless specifically provided in the Center's contract with its Sponsor. The contract between the Center and its Sponsor requires a detailed budget for each year of the contract; however, the budget does not have to follow the provisions of Ohio Revised Code Chapter 5705.

F. Cash and Cash Equivalents

All monies received by the Center are deposited in demand deposit accounts and recorded on the basic financial statements as "cash and cash equivalents".

G. Capital Assets and Depreciation

All capital assets are capitalized at cost and updated for additions and deletions during the year. Donated capital assets are recorded at their fair market value on the date donated. The Center maintains a capitalization threshold of \$5,000. The Center does not have any infrastructure. Improvements are capitalized. The costs of normal maintenance and repairs that do not add to the value of the asset or materially extend an asset's life are not capitalized.

All capital assets are depreciated. Improvements are depreciated over the remaining useful lives of the related capital assets. Depreciation is computed using the straight-line method. Furniture and equipment are depreciated over periods of five to ten years.

H. Net Position

Net position represents the difference between assets plus deferred outflows of resources and liabilities plus deferred inflows of resources. The net position component "investment in capital assets," consists of capital assets, net of accumulated depreciation. The outstanding balances of any borrowing or liabilities used for the acquisition, construction or improvement of capital assets, and deferred outflows of resources and deferred inflows of resources that are attributable to the acquisition, construction, or improvement of capital assets or related debt, should also be included in this component of net position. Net position is reported as restricted when there are limitations imposed on its use either through the enabling legislation adopted by the Center or through external restrictions imposed by creditors, grantors, or laws or regulations of other governments. Net position has been restricted for State and federally funded programs.

The Center applies restricted resources first when an expense is incurred for purposes for which both restricted and unrestricted net position is available.

I. Accrued Liabilities

The Center recognizes certain expenses due, but unpaid as of June 30, 2015. These expenses are reported as accrued liabilities in the accompanying basic financial statements.

**MAHONING VALLEY OPPORTUNITY CENTER
MAHONING COUNTY, OHIO**

**NOTES TO BASIC FINANCIAL STATEMENTS
FOR THE FISCAL YEAR ENDED JUNE 30, 2015**

NOTE 2 - SUMMARY OF SIGNIFICANT ACCOUNTING POLICIES - (Continued)

J. Prepayments

Certain payments to vendors reflect the costs applicable to future accounting periods and are recorded as prepaid items in the basic financial statements. These items are reported as assets on the statement of net position using the consumption method. A current asset for the prepaid amounts is recorded at the time of the purchase and the expense is reported in the year in which services are consumed.

K. Operating Revenues and Expenses

Operating revenues are those revenues that are generated directly from the primary activity of the Center. For the Center, these revenues are payments from the State foundation program. Operating expenses are necessary costs incurred to provide goods or services that are the primary activities of the Center. All revenues and expenses not meeting this definition are reported as non-operating.

L. Intergovernmental Revenues

The Center currently participates in the State foundation program, the Federal Part B IDEA program, the Federal Title I program, and various other State and federal grant programs. Revenues received from the State foundation program are recognized as operating revenues in the accounting period in which all eligibility requirements have been met. Other grants and entitlements are recognized as non-operating revenues in the accounting period in which all eligibility requirements have been met. State foundation revenue for fiscal year 2015 was \$763,251, and revenues from all other grants and entitlements totaled \$93,720.

The Ohio Department of Education conducts reviews of enrollment data and full-time equivalency (FTE) calculations made by the Center. These reviews are conducted to ensure the Center is reporting accurate enrollment data to the State, upon which State foundation funding is calculated. As a result of the review after fiscal year end, the Center is owed \$6,432 from the Ohio Department of Education. This amount is reflected as an intergovernmental receivable on the basic financial statements.

M. Estimates

The preparation of basic financial statements in conformity with GAAP requires management to make estimates and assumptions that affect the amounts reported in the basic financial statements and accompanying notes. Actual results may differ from those estimates.

N. Capital Contributions

Capital contributions arise from outside contributions of capital assets, from grants, or from outside contributions of resources restricted to capital acquisition and construction. During fiscal year 2015, the Center did not receive any capital contributions.

O. Tax Exemption Status

The Center is a community school established under Chapter 3314 of Ohio Revised Code and thus, in the opinion of legal counsel, is exempt from federal income taxes due to the Center's designation as a political subdivision, as defined by Ohio Revised Code §2744.01(F). Management is not aware of any course of action or series of events that have occurred that might adversely affect the Center's tax exempt status.

**MAHONING VALLEY OPPORTUNITY CENTER
MAHONING COUNTY, OHIO**

NOTES TO BASIC FINANCIAL STATEMENTS
FOR THE FISCAL YEAR ENDED JUNE 30, 2015

NOTE 2 - SUMMARY OF SIGNIFICANT ACCOUNTING POLICIES - (Continued)

P. Pensions

For purposes of measuring the net pension liability, deferred outflows of resources and deferred inflows of resources related to pensions, and pension expense, information about the fiduciary net position of the pension plans and additions to/deductions from their fiduciary net position have been determined on the same basis as they are reported by the pension systems. For this purpose, benefit payments (including refunds of employee contributions) are recognized when due and payable in accordance with the benefit terms. The pension systems report investments at fair value.

NOTE 3 - ACCOUNTABILITY AND COMPLIANCE

For fiscal year 2015, the Center has implemented GASB Statement No. 68, "Accounting and Financial Reporting for Pensions - an Amendment of GASB Statement No. 27", GASB Statement No. 69 "Government Combinations and Disposals of Government Operations", and GASB Statement No. 71, "Pension Transition for Contributions Made Subsequent to the Measurement Date - an Amendment of GASB Statement No. 68".

GASB Statement No. 69 establishes accounting and financial reporting standards related to government combinations and disposals of government operations. The Statement improves the decision usefulness of financial reporting by requiring that disclosures be made by governments about combination arrangements in which they engage and for disposals of government operations. The implementation of GASB Statement No. 69 did not have an effect on the financial statements of the Center.

GASB Statement No. 68 improves the accounting and financial reporting by state and local governments for pensions. It also improves information provided by state and local governmental employers about financial support for pensions that is provided by other entities. The implementation of GASB Statement No. 68 affected the Center's pension plan disclosures, as presented in Note 11, and added required supplementary information which is presented after the notes to the financial statements.

GASB Statement No. 71 improves the accounting and financial reporting by addressing an issue in GASB Statement No. 68, concerning transition provisions related to certain pension contributions made to defined benefit pension plans prior to implementation of that Statement by employers and nonemployer contributing entities.

A net position restatement is required in order to implement GASB Statement No 68 and 71. Net position at July 1, 2014 has been restated as follows:

Net position as previously reported	\$ 507,422
Deferred outflows - payments subsequent to measurement date	75,319
Net pension liability	<u>(1,458,265)</u>
Restated net position at July 1, 2014	<u>\$ (875,524)</u>

Other than employer contributions subsequent to the measurement date, the Academy made no restatement for deferred inflows/outflows of resources as the information needed to generate these restatements was not available.

**MAHONING VALLEY OPPORTUNITY CENTER
MAHONING COUNTY, OHIO**

NOTES TO BASIC FINANCIAL STATEMENTS
FOR THE FISCAL YEAR ENDED JUNE 30, 2015

NOTE 4 - DEPOSITS

At June 30, 2015, the carrying amount of the Center's deposits was \$385,203. Based on the criteria described in GASB Statement No. 40, "Deposits and Investment Risk Disclosures", as of June 30, 2015, \$241,969 of the Center's bank balance of \$491,969 was exposed to custodial risk as discussed below while \$250,000 was covered by the Federal Deposit Insurance Corporation (FDIC).

Custodial credit risk is the risk that, in the event of bank failure, the Center's deposits may not be returned. All deposits are collateralized with eligible securities in amounts equal to at least 105% of the carrying value of the deposits. Such collateral, as permitted by the Ohio Revised Code, is held in single financial institution collateral pools at Federal Reserve Banks, or at member banks of the federal reserve system, in the name of the respective depository bank and pledged as a pool of collateral against all of the public deposits it holds or as specific collateral held at the Federal Reserve Bank in the name of the Center. The Center has no deposit policy for custodial credit risk beyond the requirements of State statute. Although the securities were held by the pledging institutions' trust department and all statutory requirements for the deposit of money had been followed, noncompliance with federal requirements could potentially subject the Center to a successful claim by the FDIC.

NOTE 5 - PURCHASED SERVICES

During fiscal year 2015, purchased services expenses were as follows:

Professional and technical services	\$ 111,481
Property services	81,521
Travel and meetings	1,165
Pupil transportation	3,829
Tuition	<u>7,954</u>
Total	<u>\$ 205,950</u>

NOTE 6 - CAPITAL ASSETS

A summary of the Center's capital assets at June 30, 2015 follows:

	Balance July 1, 2014	Additions	Deletions	Balance June 30, 2015
<u>Capital assets:</u>				
<i>Capital assets, being depreciated:</i>				
Furniture and equipment	\$ 212,394	\$ -	\$ -	\$ 212,394
Total capital assets, being depreciated	<u>212,394</u>	<u>-</u>	<u>-</u>	<u>212,394</u>
<i>Less: accumulated depreciation:</i>				
Furniture and equipment	(113,348)	(21,271)	-	(134,619)
Total accumulated depreciation	<u>(113,348)</u>	<u>(21,271)</u>	<u>-</u>	<u>(134,619)</u>
Capital assets, net	<u>\$ 99,046</u>	<u>\$ (21,271)</u>	<u>\$ -</u>	<u>\$ 77,775</u>

**MAHONING VALLEY OPPORTUNITY CENTER
MAHONING COUNTY, OHIO**

**NOTES TO BASIC FINANCIAL STATEMENTS
FOR THE FISCAL YEAR ENDED JUNE 30, 2015**

NOTE 7 - RECEIVABLES

Receivables at June 30, 2015 consisted of intergovernmental grants and entitlements, which totaled \$18,112. All receivables are considered collectible in full due to the stable condition of State and federal programs. All receivables are expected to be collected within one year.

NOTE 8 – LONG-TERM OBLIGATIONS

Changes in the Center’s long-term obligations during fiscal year 2015 were as follows. The long-term obligations at June 30, 2014 have been restated as described in Note 3.

	Restated Balance <u>06/30/14</u>	<u>Additions</u>	<u>Reductions</u>	Balance <u>06/30/15</u>	Due Within <u>One Year</u>
Net pension liability	<u>1,458,265</u>	<u>-</u>	<u>(229,587)</u>	<u>1,228,678</u>	<u>-</u>
Total long-term liabilities	<u>\$ 1,458,265</u>	<u>\$ -</u>	<u>\$ (229,587)</u>	<u>\$ 1,228,678</u>	<u>\$ -</u>

NOTE 9 - BUILDING LEASE

The Center leases a suite of offices containing approximately 4,216 square feet of building space, and comprising of rooms on the first and second floors of the building known as The Greater Mill Creek, Inc., located at 496 Glenwood Avenue, Youngstown, Ohio. The Center agreed to pay the sum of \$6,245.49 of rent due on the first day of each month for fiscal year 2015. Total rental costs were \$68,700 for the fiscal year ended June 30, 2015.

NOTE 10 - RISK MANAGEMENT

A. Property and Liability

The Center is exposed to various risks of loss related to torts; theft of, damage to, and destruction of assets; errors and omissions; injuries to employees; and natural disasters. As of June 30, 2015, the Center contracted with The Netherlands Insurance Company for general liability insurance with a \$1,000,000 each occurrence limit, and a \$2,000,000 annual aggregate. The Center also contracted with The Netherlands Insurance Company for personal property coverage with a limit of \$250,000, and for commercial auto coverage with comprehensive coverage limits of \$50,000 for repairs and liability limits of \$1,000,000 for any one accident or loss. The Center has violent event response coverage with limits of \$1,000,000 for each violent event expense and loss and \$1,000,000 aggregate limit. The Center has coverage for public employee dishonesty with a \$500 deductible and a limit of \$10,000. The Center also has school leaders’ errors and omissions liability coverage with limits of \$1,000,000 for each wrongful act, \$1,000,000 aggregate limit, and \$100,000 aggregate defense expense amount. Settled claims have not exceeded this coverage in any of the past three fiscal years, and there has been no significant reduction in coverage from the prior fiscal year.

B. Workers’ Compensation

The Center pays the State Workers’ Compensation System a premium for employee injury coverage. The premium is calculated by multiplying the monthly total gross salary by a predetermined factor specific to the Center.

**MAHONING VALLEY OPPORTUNITY CENTER
MAHONING COUNTY, OHIO**

NOTES TO BASIC FINANCIAL STATEMENTS
FOR THE FISCAL YEAR ENDED JUNE 30, 2015

NOTE 11 - DEFINED BENEFIT PENSION PLANS

Net Pension Liability

The net pension liability reported on the statement of net position represents a liability to employees for pensions. Pensions are a component of exchange transactions—between an employer and its employees—of salaries and benefits for employee services. Pensions are provided to an employee—on a deferred-payment basis—as part of the total compensation package offered by an employer for employee services each financial period. The obligation to sacrifice resources for pensions is a present obligation because it was created as a result of employment exchanges that already have occurred.

The net pension liability represents the Center's proportionate share of each pension plan's collective actuarial present value of projected benefit payments attributable to past periods of service, net of each pension plan's fiduciary net position. The net pension liability calculation is dependent on critical long-term variables, including estimated average life expectancies, earnings on investments, cost of living adjustments and others. While these estimates use the best information available, unknowable future events require adjusting this estimate annually.

Ohio Revised Code limits the Center's obligation for this liability to annually required payments. The Center cannot control benefit terms or the manner in which pensions are financed; however, the Center does receive the benefit of employees' services in exchange for compensation including pension.

GASB 68 assumes the liability is solely the obligation of the employer, because (1) they benefit from employee services; and (2) State statute requires all funding to come from these employers. All contributions to date have come solely from these employers (which also includes costs paid in the form of withholdings from employees). State statute requires the pension plans to amortize unfunded liabilities within 30 years. If the amortization period exceeds 30 years, each pension plan's board must propose corrective action to the State legislature. Any resulting legislative change to benefits or funding could significantly affect the net pension liability. Resulting adjustments to the net pension liability would be effective when the changes are legally enforceable.

The proportionate share of each plan's unfunded benefits is presented as a long-term *net pension liability* on the accrual basis of accounting. Any liability for the contractually-required pension contribution outstanding at the end of the year is included in *pension and postemployment benefits payable* on both the accrual and modified accrual bases of accounting.

Plan Description - School Employees Retirement System (SERS)

Plan Description –Center non-teaching employees participate in SERS, a cost-sharing multiple-employer defined benefit pension plan administered by SERS. SERS provides retirement, disability and survivor benefits, annual cost-of-living adjustments, and death benefits to plan members and beneficiaries. Authority to establish and amend benefits is provided by Ohio Revised Code Chapter 3309. SERS issues a publicly available, stand-alone financial report that includes financial statements, required supplementary information and detailed information about SERS' fiduciary net position. That report can be obtained by visiting the SERS website at www.ohsers.org under Employers/Audit Resources.

**MAHONING VALLEY OPPORTUNITY CENTER
MAHONING COUNTY, OHIO**

NOTES TO BASIC FINANCIAL STATEMENTS
FOR THE FISCAL YEAR ENDED JUNE 30, 2015

NOTE 11 - DEFINED BENEFIT PENSION PLANS - (Continued)

Age and service requirements for retirement are as follows:

	Eligible to Retire on or before August 1, 2017 *	Eligible to Retire after August 1, 2017
Full Benefits	Any age with 30 years of service credit	Age 67 with 10 years of service credit; or Age 57 with 30 years of service credit
Actuarially Reduced Benefits	Age 60 with 5 years of service credit Age 55 with 25 years of service credit	Age 62 with 10 years of service credit; or Age 60 with 25 years of service credit

* Members with 25 years of service credit as of August 1, 2017, will be included in this plan.

Annual retirement benefits are calculated based on final average salary multiplied by a percentage that varies based on year of service; 2.2 percent for the first thirty years of service and 2.5 percent for years of service credit over 30. Final average salary is the average of the highest three years of salary.

One year after an effective benefit date, a benefit recipient is entitled to a three percent cost-of-living adjustment (COLA). This same COLA is added each year to the base benefit amount on the anniversary date of the benefit.

Funding Policy – Plan members are required to contribute 10 percent of their annual covered salary and the Center is required to contribute 14 percent of annual covered payroll. The contribution requirements of plan members and employers are established and may be amended by the SERS’ Retirement Board up to statutory maximum amounts of 10 percent for plan members and 14 percent for employers. The Retirement Board, acting with the advice of the actuary, allocates the employer contribution rate among four of the System’s funds (Pension Trust Fund, Death Benefit Fund, Medicare B Fund, and Health Care Fund). For the fiscal year ended June 30, 2015, the allocation to pension, death benefits, and Medicare B was 13.18 percent. The remaining 0.82 percent of the 14 percent employer contribution rate was allocated to the Health Care Fund.

The Center’s contractually required contribution to SERS was \$18,785 for fiscal year 2015.

Plan Description - State Teachers Retirement System (STRS)

Plan Description –Center licensed teachers and other faculty members participate in STRS Ohio, a cost-sharing multiple-employer public employee retirement system administered by STRS. STRS provides retirement and disability benefits to members and death and survivor benefits to beneficiaries. STRS issues a stand-alone financial report that includes financial statements, required supplementary information and detailed information about STRS’ fiduciary net position. That report can be obtained by writing to STRS, 275 E. Broad St., Columbus, OH 43215-3771, by calling (888) 227-7877, or by visiting the STRS Web site at www.strsoh.org.

**MAHONING VALLEY OPPORTUNITY CENTER
MAHONING COUNTY, OHIO**

**NOTES TO BASIC FINANCIAL STATEMENTS
FOR THE FISCAL YEAR ENDED JUNE 30, 2015**

NOTE 11 - DEFINED BENEFIT PENSION PLANS - (Continued)

New members have a choice of three retirement plans; a Defined Benefit (DB) Plan, a Defined Contribution (DC) Plan and a Combined Plan. Benefits are established by Ohio Revised Code Chapter 3307. The DB plan offers an annual retirement allowance based on final average salary multiplied by a percentage that varies based on years of service. Effective August 1, 2015, the calculation will be 2.2 percent of final average salary for the five highest years of earnings multiplied by all years of service. With certain exceptions, the basic benefit is increased each year by two percent of the original base benefit. For members retiring August 1, 2013, or later, the first two percent is paid on the fifth anniversary of the retirement benefit. Members are eligible to retire at age 60 with five years of qualifying service credit, or age 55 with 25 years of service, or 30 years of service regardless of age. Age and service requirements for retirement will increase effective August 1, 2015, and will continue to increase periodically until they reach age 60 with 35 years of service or age 65 with five years of service on August 1, 2026.

The DC Plan allows members to place all their member contributions and 9.5 percent of the 14 percent employer contributions into an investment account. Investment allocation decisions are determined by the member. The remaining 4.5 percent of the 14 percent employer rate is allocated to the defined benefit unfunded liability. A member is eligible to receive a retirement benefit at age 50 and termination of employment. The member may elect to receive a lifetime monthly annuity or a lump sum withdrawal.

The Combined Plan offers features of both the DB Plan and the DC Plan. In the Combined Plan, member contributions are allocated among investment choices by the member, and employer contributions are used to fund the defined benefit payment at a reduced level from the regular DB Plan. The defined benefit portion of the Combined Plan payment is payable to a member on or after age 60 with five years of services. The defined contribution portion of the account may be taken as a lump sum payment or converted to a lifetime monthly annuity at age 50.

New members who choose the DC plan or Combined Plan will have another opportunity to reselect a permanent plan during their fifth year of membership. Members may remain in the same plan or transfer to another STRS plan. The optional annuitization of a member's defined contribution account or the defined contribution portion of a member's Combined Plan account to a lifetime benefit results in STRS bearing the risk of investment gain or loss on the account. STRS has therefore included all three plan options as one defined benefit plan for GASB 68 reporting purposes.

A DB or Combined Plan member with five or more years of credited service who is determined to be disabled may qualify for a disability benefit. Eligible survivors of members who die before service retirement may qualify for monthly benefits. New members on or after July 1, 2013, must have at least ten years of qualifying service credit that apply for disability benefits. Members in the DC Plan who become disabled are entitled only to their account balance. If a member of the DC Plan dies before retirement benefits begin, the member's designated beneficiary is entitled to receive the member's account balance.

Funding Policy – Employer and member contribution rates are established by the State Teachers Retirement Board and limited by Chapter 3307 of the Ohio Revised Code. The statutory maximum employee contribution rate was increased one percent July 1, 2014, and will be increased one percent each year until it reaches 14 percent on July 1, 2016. For the fiscal year ended June 30, 2015, plan members were required to contribute 12 percent of their annual covered salary. The Center was required to contribute 14 percent; the entire 14 percent was the portion used to fund pension obligations. The fiscal year 2015 contribution rates were equal to the statutory maximum rates.

**MAHONING VALLEY OPPORTUNITY CENTER
MAHONING COUNTY, OHIO**

NOTES TO BASIC FINANCIAL STATEMENTS
FOR THE FISCAL YEAR ENDED JUNE 30, 2015

NOTE 11 - DEFINED BENEFIT PENSION PLANS - (Continued)

The Center's contractually required contribution to STRS was \$26,298 for fiscal year 2015.

Pension Liabilities, Pension Expense, and Deferred Outflows of Resources and Deferred Inflows of Resources Related to Pensions

The net pension liability was measured as of June 30, 2014, and the total pension liability used to calculate the net pension liability was determined by an actuarial valuation as of that date. The Center's proportion of the net pension liability was based on the Center's share of contributions to the pension plan relative to the contributions of all participating entities. Following is information related to the proportionate share and pension expense:

	<u>SERS</u>	<u>STRS</u>	<u>Total</u>
Proportionate share of the net pension liability	\$ 329,316	\$ 899,362	\$ 1,228,678
Proportion of the net pension liability	0.00650700%	0.00369751%	
Pension expense	\$ 19,219	\$ 34,886	\$ 54,105

At June 30, 2015, the Center reported deferred outflows of resources and deferred inflows of resources related to pensions from the following sources:

	<u>SERS</u>	<u>STRS</u>	<u>Total</u>
Deferred outflows of resources			
Differences between expected and actual experience	\$ 2,803	\$ 8,658	\$ 11,461
Center contributions subsequent to the measurement date	<u>18,785</u>	<u>26,298</u>	<u>45,083</u>
Total deferred outflows of resources	<u>\$ 21,588</u>	<u>\$ 34,956</u>	<u>\$ 56,544</u>
Deferred inflows of resources			
Net difference between projected and actual earnings on pension plan investments	<u>\$ 53,449</u>	<u>\$ 166,385</u>	<u>\$ 219,834</u>
Total deferred inflows of resources	<u>\$ 53,449</u>	<u>\$ 166,385</u>	<u>\$ 219,834</u>

\$45,083 reported as deferred outflows of resources related to pension resulting from Center contributions subsequent to the measurement date will be recognized as a reduction of the net pension liability in the year ending June 30, 2016. Other amounts reported as deferred outflows of resources and deferred inflows of resources related to pension will be recognized in pension expense as follows:

**MAHONING VALLEY OPPORTUNITY CENTER
MAHONING COUNTY, OHIO**

NOTES TO BASIC FINANCIAL STATEMENTS
FOR THE FISCAL YEAR ENDED JUNE 30, 2015

NOTE 11 - DEFINED BENEFIT PENSION PLANS - (Continued)

	<u>SERS</u>	<u>STRS</u>	<u>Total</u>
Fiscal Year Ending June 30:			
2016	\$ (12,661)	\$ (39,431)	\$ (52,092)
2017	(12,661)	(39,431)	(52,092)
2018	(12,661)	(39,431)	(52,092)
2019	<u>(12,663)</u>	<u>(39,434)</u>	<u>(52,097)</u>
Total	<u>\$ (50,646)</u>	<u>\$ (157,727)</u>	<u>\$ (208,373)</u>

Actuarial Assumptions - SERS

SERS' total pension liability was determined by their actuaries in accordance with GASB Statement No. 67, as part of their annual actuarial valuation for each defined benefit retirement plan. Actuarial valuations of an ongoing plan involve estimates of the value of reported amounts (e.g., salaries, credited service) and assumptions about the probability of occurrence of events far into the future (e.g., mortality, disabilities, retirements, employment termination). Actuarially determined amounts are subject to continual review and potential modifications, as actual results are compared with past expectations and new estimates are made about the future.

Projections of benefits for financial reporting purposes are based on the substantive plan (the plan as understood by the employers and plan members) and include the types of benefits provided at the time of each valuation and the historical pattern of sharing benefit costs between the employers and plan members to that point. The projection of benefits for financial reporting purposes does not explicitly incorporate the potential effects of legal or contractual funding limitations.

Actuarial calculations reflect a long-term perspective. For a newly hired employee, actuarial calculations will take into account the employee's entire career with the employer and also take into consideration the benefits, if any, paid to the employee after termination of employment until the death of the employee and any applicable contingent annuitant. In many cases actuarial calculations reflect several decades of service with the employer and the payment of benefits after termination.

Key methods and assumptions used in calculating the total pension liability in the latest actuarial valuation, prepared as of June 30, 2014, are presented below:

Wage Inflation	3.25 percent
Future Salary Increases, including inflation	4.00 percent to 22 percent
COLA or Ad Hoc COLA	3 percent
Investment Rate of Return	7.75 percent net of investments expense, including inflation
Actuarial Cost Method	Entry Age Normal

For post-retirement mortality, the table used in evaluating allowances to be paid is the 1994 Group Annuity Mortality Table set back one year for both men and women. Special mortality tables are used for the period after disability retirement.

The most recent experience study was completed June 30, 2010.

**MAHONING VALLEY OPPORTUNITY CENTER
MAHONING COUNTY, OHIO**

NOTES TO BASIC FINANCIAL STATEMENTS
FOR THE FISCAL YEAR ENDED JUNE 30, 2015

NOTE 11 - DEFINED BENEFIT PENSION PLANS - (Continued)

The long-term return expectation for the Pension Plan Investments has been determined using a building-block approach and assumes a time horizon, as defined in SERS' *Statement of Investment Policy*. A forecasted rate of inflation serves as the baseline for the return expectation. Various real return premiums over the baseline inflation rate have been established for each asset class. The long-term expected nominal rate of return has been determined by calculating a weighted averaged of the expected real return premiums for each asset class, adding the projected inflation rate, and adding the expected return from rebalancing uncorrelated asset classes. The target allocation and best estimates of arithmetic real rates of return for each major assets class are summarized in the following table:

<u>Asset Class</u>	<u>Target Allocation</u>	<u>Long-Term Expected Real Rate of Return</u>
Cash	1.00 %	0.00 %
US Stocks	22.50	5.00
Non-US Stocks	22.50	5.50
Fixed Income	19.00	1.50
Private Equity	10.00	10.00
Real Assets	10.00	5.00
Multi-Asset Strategies	<u>15.00</u>	7.50
Total	<u><u>100.00 %</u></u>	

Discount Rate The total pension liability was calculated using the discount rate of 7.75 percent. The projection of cash flows used to determine the discount rate assumed the contributions from employers and from the members would be computed based on contribution requirements as stipulated by State statute. Projected inflows from investment earning were calculated using the long-term assumed investment rate of return (7.75 percent). Based on those assumptions, the plan's fiduciary net position was projected to be available to make all future benefit payments of current plan members. Therefore, the long-term expected rate of return on pension plan investments was applied to all periods of projected benefits to determine the total pension liability.

Sensitivity of the Center's Proportionate Share of the Net Pension Liability to Changes in the Discount Rate Net pension liability is sensitive to changes in the discount rate, and to illustrate the potential impact the following table presents the net pension liability calculated using the discount rate of 7.75 percent, as well as what each plan's net pension liability would be if it were calculated using a discount rate that is one percentage point lower (6.75 percent), or one percentage point higher (8.75 percent) than the current rate.

	<u>1% Decrease (6.75%)</u>	<u>Current Discount Rate (7.75%)</u>	<u>1% Increase (8.75%)</u>
Center's proportionate share of the net pension liability	\$ 469,835	\$ 329,316	\$ 211,126

**MAHONING VALLEY OPPORTUNITY CENTER
MAHONING COUNTY, OHIO**

NOTES TO BASIC FINANCIAL STATEMENTS
FOR THE FISCAL YEAR ENDED JUNE 30, 2015

NOTE 11 - DEFINED BENEFIT PENSION PLANS - (Continued)

Actuarial Assumptions - STRS

The total pension liability in the June 30, 2014, actuarial valuation was determined using the following actuarial assumptions, applied to all periods included in the measurement:

Inflation	2.75 percent
Projected salary increases	2.75 percent at age 70 to 12.25 percent at age 20
Investment Rate of Return	7.75 percent, net of investment expenses
Cost-of-Living Adjustments (COLA)	2 percent simple applied as follows: for members retiring before August 1, 2013, 2 percent per year; for members retiring August 1, 2013, or later, 2 percent COLA paid on fifth anniversary of retirement date.

Mortality rates were based on the RP-2000 Combined Mortality Table (Projection 2022—Scale AA) for Males and Females. Males' ages are set-back two years through age 89 and no set-back for age 90 and above. Females younger than age 80 are set back four years, one year set back from age 80 through 89 and not set back from age 90 and above.

Actuarial assumptions used in the June 30, 2014, valuation are based on the results of an actuarial experience study, effective July 1, 2012.

The 10 year expected real rate of return on pension plan investments was determined by STRS' investment consultant by developing best estimates of expected future real rates of return for each major asset class. The target allocation and best estimates of geometric real rates of return for each major asset class are summarized as follows:

<u>Asset Class</u>	<u>Target Allocation</u>	<u>Long-Term Expected Real Rate of Return</u>
Domestic Equity	31.00 %	8.00 %
International Equity	26.00	7.85
Alternatives	14.00	8.00
Fixed Income	18.00	3.75
Real Estate	10.00	6.75
Liquidity Reserves	<u>1.00</u>	3.00
Total	<u>100.00 %</u>	

Discount Rate The discount rate used to measure the total pension liability was 7.75 percent as of June 30, 2014. The projection of cash flows used to determine the discount rate assumes member and employer contributions will be made at the statutory contribution rates in accordance with rate increases described above. For this purpose, only employer contributions that are intended to fund benefits of current plan members and their beneficiaries are included. Projected employer contributions that are intended to fund the service costs of future plan members and their beneficiaries, as well as projected contributions from future plan members, are not included. Based on those assumptions, STRS' fiduciary net position was projected to be available to make all projected future benefit payments to current plan members as of June 30, 2014. Therefore, the long-term expected rate of return on pension plan investments of 7.75 percent was applied to all periods of projected benefit payment to determine the total pension liability as of June 30, 2014.

**MAHONING VALLEY OPPORTUNITY CENTER
MAHONING COUNTY, OHIO**

NOTES TO BASIC FINANCIAL STATEMENTS
FOR THE FISCAL YEAR ENDED JUNE 30, 2015

NOTE 11 - DEFINED BENEFIT PENSION PLANS - (Continued)

Sensitivity of the Center's Proportionate Share of the Net Pension Liability to Changes in the Discount Rate The following table presents the Center's proportionate share of the net pension liability calculated using the current period discount rate assumption of 7.75 percent, as well as what the Center's proportionate share of the net pension liability would be if it were calculated using a discount rate that is one-percentage-point lower (6.75 percent) or one-percentage-point higher (8.75 percent) than the current rate:

	1% Decrease (6.75%)	Current Discount Rate (7.75%)	1% Increase (8.75%)
Center's proportionate share of the net pension liability	\$ 1,287,535	\$ 899,362	\$ 571,099

NOTE 12 - POSTEMPLOYMENT BENEFITS

A. School Employees Retirement System

Health Care Plan Description - The Center contributes to the SERS Health Care Fund, administered by SERS for non-certificated retirees and their beneficiaries. For GASB 45 purposes, this plan is considered a cost-sharing, multiple-employer, defined benefit other postemployment benefit (OPEB) plan. The Health Care Plan includes hospitalization and physicians' fees through several types of plans including HMO's, PPO's, Medicare Advantage, and traditional indemnity plans as well as a prescription drug program. The financial report of the Plan is included in the SERS Comprehensive Annual Financial Report which can be obtained on SERS' website at www.ohsers.org under Employers/Audit Resources.

Access to health care for retirees and beneficiaries is permitted in accordance with Section 3309 of the Ohio Revised Code. The Health Care Fund was established and is administered in accordance with Internal Revenue Code Section 105(e). SERS' Retirement Board reserves the right to change or discontinue any health plan or program. Health care is financed through a combination of employer contributions and retiree premiums, copays and deductibles on covered health care expenses, investment returns, and any funds received as a result of SERS' participation in Medicare programs. Active employee members do not contribute to the Health Care Plan. Retirees and their beneficiaries are required to pay a health care premium that varies depending on the plan selected, the number of qualified years of service, Medicare eligibility and retirement status.

Funding Policy - State statute permits SERS to fund the health care benefits through employer contributions. Each year, after the allocation for statutorily required basic benefits, the Retirement Board allocates the remainder of the employer contribution of 14 percent of covered payroll to the Health Care Fund. For fiscal year 2015, 0.82 percent of covered payroll was allocated to health care. In addition, employers pay a surcharge for employees earning less than an actuarially determined minimum compensation amount, pro-rated according to service credit earned. For fiscal year 2015, this amount was \$20,450. Statutes provide that no employer shall pay a health care surcharge greater than 2 percent of that employer's SERS-covered payroll; nor may SERS collect in aggregate more than 1.5 percent of the total statewide SERS-covered payroll for the health care surcharge. For fiscal year 2015, the Center's surcharge obligations was \$382.

The Center's contributions for health care for the fiscal years ended June 30, 2015, 2014, and 2013 were \$1,575, \$747, and \$3,252, respectively. The full amount has been contributed for fiscal years 2015, 2014 and 2013.

**MAHONING VALLEY OPPORTUNITY CENTER
MAHONING COUNTY, OHIO**

NOTES TO BASIC FINANCIAL STATEMENTS
FOR THE FISCAL YEAR ENDED JUNE 30, 2015

NOTE 12 - POSTEMPLOYMENT BENEFITS - (Continued)

B. State Teachers Retirement System

Plan Description – The Center participates in the cost-sharing multiple-employer defined benefit Health Plan administered by the State Teachers Retirement System of Ohio (STRS) for eligible retirees who participated in the defined benefit or combined pension plans offered by STRS. Ohio law authorizes STRS to offer this plan. Benefits include hospitalization, physicians' fees, prescription drugs and reimbursement of monthly Medicare Part B premiums. The Plan is included in the report of STRS which can be obtained by visiting www.strsoh.org or by calling (888) 227-7877.

Funding Policy – Ohio Revised Code Chapter 3307 authorizes STRS to offer the Plan and gives the Retirement Board authority over how much, if any, of the health care costs will be absorbed by STRS. Active employee members do not contribute to the Health Care Plan. All benefit recipients, for the most recent year, pay a monthly premium. Under Ohio law, funding for post-employment health care may be deducted from employer contributions. For fiscal year 2015, STRS did not allocate any employer contributions to post-employment health care. The Center's contributions for health care for the fiscal years ended June 30, 2015, 2014, and 2013 were \$0, \$3,987, and \$4,107 respectively. The full amount has been contributed for fiscal years 2015, 2014 and 2013.

NOTE 13 - CONTINGENCIES

A. Grants

The Center receives significant financial assistance from numerous federal, State and local agencies in the form of grants. The disbursement of funds received under these programs generally requires compliance with terms and conditions specified in the grant agreements and are subject to audit by the grantor agencies. Any disallowed claims resulting from such audits could become a liability of the Center. However, in the opinion of management, any such disallowed claims will not have a material effect on the financial position of the Center.

B. Litigation

The Center is not involved in any other litigation that, in the opinion of management, would have a material effect on the basic financial statements.

NOTE 14 - SERVICE AGREEMENT

The Center is obligated under contractual agreement with the Sponsor to pay the following fees:

Sponsor fees

The Center is required to pay the Sponsor three percent (3%) of the per-pupil allocation paid to the Center from the State of Ohio for various oversight and monitoring services. For the fiscal year ended June 30, 2015, the Center paid the Sponsor \$22,103 in sponsor fees.

Management fees

The Center is required to pay the Sponsor up to ten percent (10%) of funds paid to the Center by the State of Ohio as a management fee. In addition, the Center is required to pay the Sponsor 100% of the Center's fiscal year end cash balance above \$50,000 for all funds paid to the Center by the State of Ohio after payment of Center expenses and amounts encumbered at fiscal year-end. For the fiscal year ended June 30, 2015, the Center paid the Sponsor \$73,675 in management fees.

**MAHONING VALLEY OPPORTUNITY CENTER
MAHONING COUNTY, OHIO**

**NOTES TO BASIC FINANCIAL STATEMENTS
FOR THE FISCAL YEAR ENDED JUNE 30, 2015**

NOTE 15 - RELATED PARTY TRANSACTIONS

For the fiscal year ended June 30, 2015, the Center had expenses of \$103,732 paid to the Sponsor. This total includes the cash payments of \$95,778 for sponsor and management fees (See Note 14).

NOTE 16 - FOUNDATION RECEIPTS

As of the date of this report, ODE has not finalized the impact of enrollment adjustments to the June 30, 2015 Foundation funding for the Center; therefore, the financial statement impact is not determinable at this time. ODE and management believe this could result in either a receivable or liability of the Center.

THIS PAGE IS INTENTIONALLY LEFT BLANK

REQUIRED SUPPLEMENTARY INFORMATION

**MAHONING VALLEY OPPORTUNITY CENTER
MAHONING COUNTY, OHIO**

SCHEDULES OF REQUIRED SUPPLEMENTARY INFORMATION

SCHEDULE OF THE CENTER'S PROPORTIONATE SHARE OF
THE NET PENSION LIABILITY
SCHOOL EMPLOYEES RETIREMENT SYSTEM (SERS) OF OHIO

LAST TWO FISCAL YEARS

	2014	2013
Center's proportion of the net pension liability	0.00650700%	0.00650700%
Center's proportionate share of the net pension liability	\$ 329,316	\$ 386,950
Center's covered-employee payroll	\$ 189,084	\$ 260,311
Center's proportionate share of the net pension liability as a percentage of its covered-employee payroll	174.16%	148.65%
Plan fiduciary net position as a percentage of the total pension liability	71.70%	65.52%

Note: Information prior to fiscal year 2013 was unavailable.

**MAHONING VALLEY OPPORTUNITY CENTER
MAHONING COUNTY, OHIO**

SCHEDULES OF REQUIRED SUPPLEMENTARY INFORMATION

SCHEDULE OF THE CENTER'S PROPORTIONATE SHARE OF
THE NET PENSION LIABILITY
STATE TEACHERS RETIREMENT SYSTEM (STRS) OF OHIO

LAST TWO FISCAL YEARS

	2014	2013
Center's proportion of the net pension liability	0.00369751%	0.00369751%
Center's proportionate share of the net pension liability	\$ 899,362	\$ 1,071,315
Center's covered-employee payroll	\$ 377,785	\$ 410,685
Center's proportionate share of the net pension liability as a percentage of its covered-employee payroll	238.06%	260.86%
Plan fiduciary net position as a percentage of the total pension liability	74.70%	69.30%

Note: Information prior to fiscal year 2013 was unavailable.

**MAHONING VALLEY OPPORTUNITY CENTER
MAHONING COUNTY, OHIO**

SCHEDULES OF REQUIRED SUPPLEMENTARY INFORMATION

SCHEDULE OF CENTER CONTRIBUTIONS
SCHOOL EMPLOYEES RETIREMENT SYSTEM (SERS) OF OHIO

	LAST NINE FISCAL YEARS			
	2015	2014	2013	2012
Contractually required contribution	\$ 18,785	\$ 26,207	\$ 36,027	\$ 31,125
Contributions in relation to the contractually required contribution	(18,785)	(26,207)	(36,027)	(31,125)
Contribution deficiency (excess)	\$ -	\$ -	\$ -	\$ -
Center's covered-employee payroll	\$ 142,527	\$ 189,084	\$ 260,311	\$ 231,413
Contributions as a percentage of covered-employee payroll	13.18%	13.86%	13.84%	13.45%

Note: Information prior to fiscal year 2007 was unavailable as that was the Center's first year of operations.

<u>2011</u>	<u>2010</u>	<u>2009</u>	<u>2008</u>	<u>2007</u>
\$ 26,947	\$ 24,378	\$ 32,345	\$ 13,377	\$ 10,532
<u>(26,947)</u>	<u>(24,378)</u>	<u>(32,345)</u>	<u>(13,377)</u>	<u>(10,532)</u>
<u>\$ -</u>	<u>\$ -</u>	<u>\$ -</u>	<u>\$ -</u>	<u>\$ -</u>
\$ 214,375	\$ 180,044	\$ 328,709	\$ 136,222	\$ 98,614
12.57%	13.54%	9.84%	9.82%	10.68%

**MAHONING VALLEY OPPORTUNITY CENTER
MAHONING COUNTY, OHIO**

SCHEDULES OF REQUIRED SUPPLEMENTARY INFORMATION

SCHEDULE OF CENTER CONTRIBUTIONS
STATE TEACHERS RETIREMENT SYSTEM (STRS) OF OHIO

	LAST NINE FISCAL YEARS			
	<u>2015</u>	<u>2014</u>	<u>2013</u>	<u>2012</u>
Contractually required contribution	\$ 26,298	\$ 49,112	\$ 53,389	\$ 50,979
Contributions in relation to the contractually required contribution	<u>(26,298)</u>	<u>(49,112)</u>	<u>(53,389)</u>	<u>(50,979)</u>
Contribution deficiency (excess)	<u>\$ -</u>	<u>\$ -</u>	<u>\$ -</u>	<u>\$ -</u>
Center's covered-employee payroll	\$ 187,843	\$ 377,785	\$ 410,685	\$ 392,146
Contributions as a percentage of covered-employee payroll	14.00%	13.00%	13.00%	13.00%

Note: Information prior to fiscal year 2007 was unavailable as that was the Center's first year of operations.

<u>2011</u>	<u>2010</u>	<u>2009</u>	<u>2008</u>	<u>2007</u>
\$ 45,479	\$ 50,279	\$ 59,356	\$ 35,427	\$ 24,027
<u>(45,479)</u>	<u>(50,279)</u>	<u>(59,356)</u>	<u>(35,427)</u>	<u>(24,027)</u>
<u>\$ -</u>	<u>\$ -</u>	<u>\$ -</u>	<u>\$ -</u>	<u>\$ -</u>
\$ 349,838	\$ 386,762	\$ 456,585	\$ 272,515	\$ 184,823
13.00%	13.00%	13.00%	13.00%	13.00%

**MAHONING VALLEY OPPORTUNITY CENTER
MAHONING COUNTY, OHIO**

**NOTES TO REQUIRED SUPPLEMENTARY INFORMATION
FOR THE FISCAL YEAR ENDED JUNE 30, 2015**

SCHOOL EMPLOYEES RETIREMENT SYSTEM (SERS) OF OHIO

Information about factors that significantly affect trends in the amounts reported in the schedules should be presented as notes to the schedule.

Changes in benefit terms : There were no changes in benefit terms from the amounts reported for fiscal year 2014 and 2015.

Changes in assumptions : There were no changes in methods and assumptions used in the calculation of actuarial determined contributions for fiscal year 2014 and 2015. See the notes to the basic financials for the methods and assumptions in this calculation.

STATE TEACHERS RETIREMENT SYSTEM (STRS) OF OHIO

Changes in benefit terms : There were no changes in benefit terms from the amounts reported for fiscal year 2014 and 2015.

Changes in assumptions : There were no changes in methods and assumptions used in the calculation of actuarial determined contributions for fiscal year 2014 and 2015. See the notes to the basic financials for the methods and assumptions in this calculation.



Dave Yost • Auditor of State

INDEPENDENT AUDITOR'S REPORT ON INTERNAL CONTROL OVER FINANCIAL REPORTING AND ON COMPLIANCE AND OTHER MATTERS REQUIRED BY GOVERNMENT AUDITING STANDARDS

Mahoning Valley Opportunity Center
Mahoning County
496 Glenwood Avenue
Youngstown, Ohio 44502

To the Governing Board:

We have audited, in accordance with auditing standards generally accepted in the United States and the Comptroller General of the United States' *Government Auditing Standards*, the financial statements of Mahoning Valley Opportunity Center, Mahoning County, (the Center) as of and for the year ended June 30, 2015, and the related notes to the financial statements, which collectively comprise the Center's basic financial statements and have issued our report thereon dated May 10, 2016, in which we noted the Center implemented Government Accounting Standards Board (GASB) Statement No. 68, "Accounting and Financial Reporting for Pensions" and GASB Statement No. 71, "Pension Transition for Contributions Made Subsequent to the Measurement Date – an amendment of GASB Statement No. 68".

Internal Control Over Financial Reporting

As part of our financial statement audit, we considered the Center's internal control over financial reporting (internal control) to determine the audit procedures appropriate in the circumstances to the extent necessary to support our opinion on the financial statements, but not to the extent necessary to opine on the effectiveness of the Center's internal control. Accordingly, we have not opined on it.

A *deficiency in internal control* exists when the design or operation of a control does not allow management or employees, when performing their assigned functions, to prevent, or detect and timely correct misstatements. A *material weakness* is a deficiency, or combination of internal control deficiencies resulting in a reasonable possibility that internal control will not prevent or detect and timely correct a material misstatement of the Center's financial statements. A *significant deficiency* is a deficiency, or a combination of deficiencies, in internal control that is less severe than a material weakness, yet important enough to merit attention by those charged with governance.

Our consideration of internal control was for the limited purpose described in the first paragraph of this section and was not designed to identify all internal control deficiencies that might be material weaknesses or significant deficiencies. Given these limitations, we did not identify any deficiencies in internal control that we consider material weaknesses. However, unidentified material weaknesses may exist.

Compliance and Other Matters

As part of reasonably assuring whether the Center's financial statements are free of material misstatement, we tested its compliance with certain provisions of laws, regulations, contracts, and grant agreements, noncompliance with which could directly and materially affect the determination of financial statement amounts. However, opining on compliance with those provisions was not an objective of our audit and accordingly, we do not express an opinion. The results of our tests disclosed no instances of noncompliance or other matters we must report under *Government Auditing Standards*.

Purpose of this Report

This report only describes the scope of our internal control and compliance testing and our testing results, and does not opine on the effectiveness of the Center's internal control or on compliance. This report is an integral part of an audit performed under *Government Auditing Standards* in considering the Center's internal control and compliance. Accordingly, this communication is not suitable for any other purpose.

A handwritten signature in black ink that reads "Dave Yost". The signature is written in a cursive style with a large, looping "D" and "Y".

Dave Yost
Auditor of State
Columbus, Ohio

May 10, 2016



Dave Yost • Auditor of State

MAHONING VALLEY OPPORTUNITY CENTER

MAHONING COUNTY

CLERK'S CERTIFICATION

This is a true and correct copy of the report which is required to be filed in the Office of the Auditor of State pursuant to Section 117.26, Revised Code, and which is filed in Columbus, Ohio.

Susan Babbitt

CLERK OF THE BUREAU

**CERTIFIED
MAY 26, 2016**