



Dave Yost • Auditor of State

**CITY OF STEUBENVILLE
JEFFERSON COUNTY**

TABLE OF CONTENTS

TITLE	PAGE
Schedule of Federal Awards Expenditures	1
Notes to the Schedule of Federal Awards Expenditures	2
Independent Auditor's Report on Internal Control Over Financial Reporting and on Compliance and Other Matters Required by <i>Government Auditing Standards</i>	3
Independent Auditor's Report on Compliance with Requirements Applicable to Each Major Federal Program and on Internal Control Over Compliance Required by OMB Circular A-133	5
Schedule of Findings	9
Schedule of Prior Audit Findings	11

This page intentionally left blank.

**CITY OF STEUBENVILLE
JEFFERSON COUNTY**

**SCHEDULE OF FEDERAL AWARDS EXPENDITURES
FOR THE YEAR ENDED DECEMBER 31, 2014**

FEDERAL GRANTOR <i>Pass Through Grantor</i> Program / Cluster Title	Pass Through Entity Number	Federal CFDA Number	Expenditures
U.S. DEPARTMENT OF AGRICULTURE			
<i>Passed Through Ohio Department of Education</i>			
Summer Food Service Program for Children	Summer Food Program	10.559	\$40,891
U.S. DEPARTMENT OF HOUSING AND URBAN DEVELOPMENT			
<i>Passed Through Ohio Department of Development</i>			
Community Development Block Grants/Entitlement Grants	B-12-MC-39-0020	14.218	229,192
	B-13-MC-39-0020	14.218	<u>219,329</u>
Total U.S. Department of Housing and Urban Development			448,521
U.S. DEPARTMENT OF TRANSPORTATION			
<i>Passed Through Ohio Department of Transportation</i>			
Lovers Lane/Fort Steuben Drive	PID: 90234	20.205	\$8,453
John Scott Highway/Mall Drive	PID: 87380	20.205	839,520
Brady/University Blvd. Resurfacing and Safety Upgrade	PID: 90232	20.205	766,133
Marina Observation Deck	PID: 86667	20.205	<u>170,631</u>
Total U.S. Department of Transportation			1,784,737
U.S. DEPARTMENT OF HOMELAND SECURITY			
<i>Direct Program:</i>			
Assistance to Firefighters Grant	EMW-2013-FH-00057	97.044	211,219
Total Federal Awards Expenditures			<u>\$ 2,485,368</u>

The accompanying notes are an integral part of this schedule.

**CITY OF STEUBENVILLE
JEFFERSON COUNTY**

**NOTES TO THE SCHEDULE OF FEDERAL AWARDS EXPENDITURES
FISCAL YEAR ENDED DECEMBER 31, 2014**

NOTE A - SIGNIFICANT ACCOUNTING POLICIES

The accompanying Schedule of Federal Awards Expenditures (the Schedule) reports the City of Steubenville's (the City's) federal award programs' disbursements. The schedule has been prepared on the cash basis of accounting.

NOTE B - MATCHING REQUIREMENTS

Certain Federal programs require the City to contribute non-Federal funds (matching funds) to support the Federally-funded programs. The City has met its matching requirements. The Schedule does not include the expenditure of non-Federal matching funds.



Dave Yost • Auditor of State

INDEPENDENT AUDITOR'S REPORT ON INTERNAL CONTROL OVER FINANCIAL REPORTING AND ON COMPLIANCE AND OTHER MATTERS REQUIRED BY *GOVERNMENT AUDITING STANDARDS*

City of Steubenville
Jefferson County
115 South Third Street
Steubenville, Ohio 43952

To the City Council:

We have audited, in accordance with auditing standards generally accepted in the United States and the Comptroller General of the United States' *Government Auditing Standards*, the financial statements of the governmental activities, the business-type activities, each major fund, and the aggregate remaining fund information of City of Steubenville, Jefferson County, (the "City") as of and for the year ended December 31, 2014, and the related notes to the financial statements, which collectively comprise the City's basic financial statements and have issued our report thereon dated June 30, 2015.

Internal Control Over Financial Reporting

As part of our financial statement audit, we considered the City's internal control over financial reporting (internal control) to determine the audit procedures appropriate in the circumstances to the extent necessary to support our opinions on the financial statements, but not to the extent necessary to opine on the effectiveness of the City's internal control. Accordingly, we have not opined on it.

A *deficiency in internal control* exists when the design or operation of a control does not allow management or employees, when performing their assigned functions, to prevent, or detect and timely correct misstatements. A *material weakness* is a deficiency, or combination of internal control deficiencies resulting in a reasonable possibility that internal control will not prevent or detect and timely correct a material misstatement of the City's financial statements. A *significant deficiency* is a deficiency, or a combination of deficiencies, in internal control that is less severe than a material weakness, yet important enough to merit attention by those charged with governance.

Our consideration of internal control was for the limited purpose described in the first paragraph of this section and was not designed to identify all internal control deficiencies that might be material weaknesses or significant deficiencies. Given these limitations, we did not identify any deficiencies in internal control that we consider material weaknesses. However, unidentified material weaknesses may exist.

Compliance and Other Matters

As part of reasonably assuring whether the City's financial statements are free of material misstatement, we tested its compliance with certain provisions of laws, regulations, contracts, and grant agreements, noncompliance with which could directly and materially affect the determination of financial statement amounts. However, opining on compliance with those provisions was not an objective of our audit and accordingly, we do not express an opinion. The results of our tests disclosed no instances of noncompliance or other matters we must report under *Government Auditing Standards*.

Purpose of this Report

This report only describes the scope of our internal control and compliance testing and our testing results, and does not opine on the effectiveness of the City's internal control or on compliance. This report is an integral part of an audit performed under *Government Auditing Standards* in considering the City's internal control and compliance. Accordingly, this communication is not suitable for any other purpose.

A handwritten signature in black ink that reads "Dave Yost". The signature is written in a cursive style with a large, looping initial "D".

Dave Yost
Auditor of State
Columbus, Ohio

June 30, 2015



Dave Yost • Auditor of State

INDEPENDENT AUDITOR'S REPORT ON COMPLIANCE WITH REQUIREMENTS APPLICABLE TO EACH MAJOR FEDERAL PROGRAM AND ON INTERNAL CONTROL OVER COMPLIANCE REQUIRED BY OMB CIRCULAR A-133

City of Steubenville
Jefferson County
115 South Third Street
Steubenville, Ohio 43952

To the City Council:

Report on Compliance for Each Major Federal Program

We have audited the City of Steubenville's (the "City") compliance with the applicable requirements described in the U.S. Office of Management and Budget (OMB) *Circular A-133, Compliance Supplement* that could directly and materially affect each of the City of Steubenville's major federal programs for the year ended December 31, 2014. The *Summary of Auditor's Results* in the accompanying schedule of findings identifies the City's major federal programs.

Management's Responsibility

The City's Management is responsible for complying with the requirements of laws, regulations, contracts, and grants applicable to its federal programs.

Auditor's Responsibility

Our responsibility is to opine on the City's compliance for each of the City's major federal programs based on our audit of the applicable compliance requirements referred to above. Our compliance audit followed auditing standards generally accepted in the United States of America; the standards for financial audits included in the Comptroller General of the United States' *Government Auditing Standards*; and OMB Circular A-133, *Audits of States, Local Governments, and Non-Profit Organizations*. These standards and OMB Circular A-133 require us to plan and perform the audit to reasonably assure whether noncompliance with the applicable compliance requirements referred to above that could directly and materially affect a major federal program occurred. An audit includes examining, on a test basis, evidence about the City's compliance with those requirements and performing such other procedures as we considered necessary in the circumstances.

We believe our audit provides a reasonable basis for our compliance opinion on the City's major programs. However, our audit does not provide a legal determination of the City's compliance.

Opinion on Each Major Federal Program

In our opinion, the City of Steubenville complied, in all material respects with the compliance requirements referred to above that could directly and materially affect each of its major federal programs for the year ended December 31, 2014.

Report on Internal Control Over Compliance

The City's management is responsible for establishing and maintaining effective internal control over compliance with the applicable compliance requirements referred to above. In planning and performing our compliance audit, we considered the City's internal control over compliance with the applicable requirements that could directly and materially affect a major federal program, to determine our auditing procedures appropriate for opining on each major federal program's compliance and to test and report on internal control over compliance in accordance with OMB Circular A-133, but not to the extent needed to opine on the effectiveness of internal control over compliance. Accordingly, we have not opined on the effectiveness of the City's internal control over compliance.

A deficiency in internal control over compliance exists when the design or operation of a control over compliance does not allow management or employees, when performing their assigned functions, to prevent, or to timely detect and correct, noncompliance with a federal program's applicable compliance requirement. A *material weakness in internal control over compliance* is a deficiency, or combination of deficiencies, in internal control over compliance, such that there is a reasonable possibility that material noncompliance with a federal program compliance requirement will not be prevented, or timely detected and corrected. A *significant deficiency in internal control over compliance* is a deficiency, or a combination of deficiencies, in internal control over compliance with federal program's applicable compliance requirement that is less severe than a material weakness in internal control over compliance, yet important enough to merit attention by those charged with governance.

Our consideration of internal control over compliance was for the limited purpose described in the first paragraph of this section and would not necessarily identify all deficiencies in internal control over compliance that might be material weaknesses or significant deficiencies. We did not identify any deficiencies in internal control over compliance that we consider to be material weaknesses. However, material weaknesses may exist that have not been identified.

This report only describes the scope of our internal control over compliance tests and the results of this testing based on OMB Circular A-133 requirements. Accordingly, this report is not suitable for any other purpose.

Report on Schedule of Federal Awards Expenditures Required by OMB Circular A-133

We have also audited the financial statements of the governmental activities, the business-type activities, each major fund and the aggregate remaining fund information of the City of Steubenville (the "City") as of and for the year ended December 31, 2014, and the related notes to the financial statements, which collectively comprise the City's basic financial statements. We issued our unmodified report thereon dated June 30, 2015. We conducted our audit to opine on the City's' basic financial statements. We have not performed any procedures to the audited financial statements subsequent to June 30, 2015. The accompanying schedule of federal awards expenditures presents additional analysis required by the U.S. Office of Management and Budget Circular A-133, *Audits of States, Local Governments, and Non-Profit Organizations* and is not a required part of the basic financial statements. The schedule is management's responsibility, and was derived from and relates directly to the underlying accounting and other records management used to prepare the basic financial statements. We subjected this schedule to the auditing procedures we applied to the basic financial statements. We also applied certain additional procedures, including comparing and reconciling this schedule directly to the underlying accounting and other records used to prepare the basic financial statements or to the basic financial statements themselves, in accordance with auditing standards generally accepted in the United States of America. In our opinion, this schedule is fairly stated, in all material respects, in relation to the basic financial statements taken as a whole.



Dave Yost
Auditor of State
Columbus, Ohio

July 22, 2015

This page intentionally left blank.

**CITY OF STEUBENVILLE
JEFFERSON COUNTY**

**SCHEDULE OF FINDINGS
OMB CIRCULAR A -133 § .505
DECEMBER 31, 2014**

1. SUMMARY OF AUDITOR'S RESULTS

<i>(d)(1)(i)</i>	Type of Financial Statement Opinion	Unmodified
<i>(d)(1)(ii)</i>	Were there any material control weaknesses reported at the financial statement level (GAGAS)?	No
<i>(d)(1)(ii)</i>	Were there any significant deficiencies in internal control reported at the financial statement level (GAGAS)?	No
<i>(d)(1)(iii)</i>	Was there any reported material noncompliance at the financial statement level (GAGAS)?	No
<i>(d)(1)(iv)</i>	Were there any material internal control weaknesses reported for major federal programs?	No
<i>(d)(1)(iv)</i>	Were there any significant deficiencies in internal control reported for major federal programs?	No
<i>(d)(1)(v)</i>	Type of Major Programs' Compliance Opinion	Unmodified
<i>(d)(1)(vi)</i>	Are there any reportable findings under § .510(a)?	No
<i>(d)(1)(vii)</i>	Major Programs (list):	Community Development Block Grant (CFDA #14.218); and Highway Planning and Construction (CFDA #20.205)
<i>(d)(1)(viii)</i>	Dollar Threshold: Type A/B Programs	Type A: > \$ 300,000 Type B: all others
<i>(d)(1)(ix)</i>	Low Risk Auditee?	No

**2. FINDINGS RELATED TO THE FINANCIAL STATEMENTS
REQUIRED TO BE REPORTED IN ACCORDANCE WITH GAGAS**

None

3. FINDINGS AND QUESTIONED COSTS FOR FEDERAL AWARDS

None

This page intentionally left blank.

**CITY OF STEUBENVILLE
JEFFERSON COUNTY**

**SCHEDULE OF PRIOR AUDIT FINDINGS
OMB CIRCULAR A -133 § .315 (b)
DECEMBER 31, 2014**

Finding Number	Finding Summary	Fully Corrected?	Not Corrected, Partially Corrected; Significantly Different Corrective Action Taken; or Finding No Longer Valid; <i>Explain</i>
2013-001	Material audit adjustments were made to the financial statements.	No	Partially corrected and re-issued in the management letter.
2013-002	Council has not approved policies over the handling of delinquent utility accounts.	No	Partially corrected and re-issued in the management letter.
2013-003	The City is not placing liens on the property owner for delinquent utility accounts.	Yes	
2013-004	OHCP Management Rules & Regulations, Section (A)(3)(f), the City did not comply with the Fifteen-Day Rule.	Yes	

This page intentionally left blank.

CITY OF STEUBENVILLE, OHIO



Municipal Building

COMPREHENSIVE ANNUAL FINANCIAL REPORT

FOR THE YEAR ENDED DECEMBER 31, 2014

CITY OF STEUBENVILLE, OHIO

COMPREHENSIVE ANNUAL FINANCIAL REPORT FOR THE YEAR ENDED DECEMBER 31, 2014



PREPARED BY:

DAVID R. LEWIS, FINANCE DIRECTOR

115 SOUTH THIRD STREET
STEUBENVILLE, OHIO 43952

CITY OF STEUBENVILLE, OHIO

**COMPREHENSIVE ANNUAL FINANCIAL REPORT
FOR THE YEAR ENDED DECEMBER 31, 2014**

TABLE OF CONTENTS

I. INTRODUCTORY SECTION

Letter of Transmittal	1-4
List of Principal City Officials	5
Organizational Chart	6
Government Finance Officers Association Certificate of Achievement for Excellence in Financial Reporting	7

II. FINANCIAL SECTION

INDEPENDENT AUDITOR'S REPORT	9-11
MANAGEMENT'S DISCUSSION AND ANALYSIS	13-25
BASIC FINANCIAL STATEMENTS:	
Government-Wide Financial Statements:	
Statement of Net Position	29
Statement of Activities	30-31
Fund Financial Statements:	
Balance Sheet - Governmental Funds	32
Reconciliation of Total Governmental Fund Balances to Net Position of Governmental Activities	33
Statement of Revenues, Expenditures and Changes in Fund Balances - Governmental Funds	34
Reconciliation of the Statement of Revenues, Expenditures and Changes in Fund Balances of Governmental Funds to the Statement of Activities	35
Statement of Revenues, Expenditures and Changes in Fund Balance - Budget and Actual (Non-GAAP Budgetary Basis): General Fund	36
Statement of Fund Net Position - Proprietary Funds	37
Statement of Revenues, Expenses and Changes in Fund Net Position - Proprietary Funds	38
Statement of Cash Flows - Proprietary Funds	40-41
Statement of Fiduciary Assets and Liabilities - Fiduciary Funds	42
Notes to the Basic Financial Statements	43-80

COMBINING STATEMENTS AND INDIVIDUAL FUND SCHEDULES:

Combining Statements and Individual Fund Schedules - Governmental Funds:

Fund Descriptions - Governmental Funds	83-85
Schedule of Revenues, Expenditures and Changes in Fund Balance - Budget and Actual (Non-GAAP Budgetary Basis) General Fund	86-89
Schedule of Revenues, Expenditures and Changes in Fund Balance - Budget and Actual (Non-GAAP Budgetary Basis) Unclaimed Monies Fund	90
Schedule of Revenues, Expenditures and Changes in Fund Balance - Budget and Actual (Non-GAAP Budgetary Basis) Safety Fund	91
Schedule of Revenues, Expenditures and Changes in Fund Balance - Budget and Actual (Non-GAAP Budgetary Basis) General Reserve Fund	92
Schedule of Revenues, Expenditures and Changes in Fund Balance - Budget and Actual (Non-GAAP Budgetary Basis) .7% City Income Tax - Street Improvement Fund.....	93
Combining Balance Sheet - Nonmajor Governmental Funds	94
Combining Statement of Revenues, Expenditures and Changes in Fund Balances - Nonmajor Governmental Funds	95
Combining Balance Sheet - Nonmajor Special Revenue Funds	96-102
Combining Statement of Revenues, Expenditures and Changes in Fund Balances - Nonmajor Special Revenue Funds	104-110
Schedules of Revenues, Expenditures and Changes in Fund Balance - Budget and Actual (Non-GAAP Budgetary Basis):	
Street Maintenance and Repair Fund.....	111
State Highway Improvement Fund	112
Litter Fund.....	113
Hotel/Motel Tax Fund	114
Improvement Bond Escrow Fund	115
Floto Historical Site Fund	116
Indigent Drivers Fund	117
Enforcement and Education Fund	118
Parks Material Usage Fund	119
Law Enforcement Trust Fund.....	120
Court Security Fund	121
South End Economic Development Fund.....	122
Property Maintenance Code Enforcement Fund.....	123
Drug Dog Fund.....	124
Summer Food Program Fund	125
Special Assessments Fund.....	126
Municipal Court Special Project Fund	127
Motor Vehicle License Tax Fund.....	128
Zoning and Planning Fund	129
Police Education Trust Fund	130
Special Projects Fund.....	131
IDIAM Court Fund.....	132
Court Community Correction Act Grant Fund	133
Bellevue Park Pool Fund.....	134

COMBINING STATEMENTS AND INDIVIDUAL FUND SCHEDULES (CONTINUED):

Fiber Infrastructure Fund.....	135
Food Fund	136
EPSDT Fund	137
Mears Relief Fund.....	138
Swimming Pool Fund	139
Route 7 Project Fund.....	140
Community Development Fund.....	141
CDP - Revolving Loan Fund	142
CHIP Loan Fund	143
General Bond Retirement Fund.....	144
Combining Balance Sheet - Nonmajor Capital Projects Funds	146-147
Combining Statement of Revenues, Expenditures and Changes in Fund Balances - Nonmajor Capital Projects Funds	148-149
Schedules of Revenues, Expenditures and Changes in Fund Balance - Budget and Actual (Non-GAAP Budgetary Basis):	
Capital Improvement Fund.....	150
Municipal Court Improvement Fund.....	151
.7% City Income Tax - Equipment Improvement Fund.....	152
.7% City Income Tax - Recreation Improvement Fund.....	153
Combining Statements and Individual Fund Schedules - Proprietary Funds:	
Fund Descriptions - Proprietary Funds.....	154
Schedules of Revenues, Expenses and Changes in Fund Equity - Budget and Actual (Non-GAAP Budgetary Basis):	
Water Fund.....	155
Sewer Fund.....	156
Refuse Fund.....	157
Health Assurance Fund.....	158
Fund Descriptions - Agency Funds.....	159
Combining Statement of Changes in Assets and Liabilities - Agency Funds	160-161

III. STATISTICAL SECTION

Table of Contents.....	163
Net Position by Component - Last Ten Years.....	164-165
Net Position Chart by Year - Last Ten Years.....	166
Changes in Net Position - Last Ten Years.....	168-171
Fund Balances, Governmental Funds - Last Ten Years	172-173
Changes in Fund Balances, Governmental Funds - Last Ten Years.....	174-175
General Fund Expenditures Chart by Department - Current Year	176
Enterprise Fund Expenses Chart by Department - Current Year.....	177
Assessed Valuation and Estimated Actual Value of Taxable Property - Last Ten Years.....	178-179

STATISTICAL SECTION (CONTINUED):

Direct and Overlapping Property Tax Rates - Last Ten Years.....	180-181
Principal Property Taxpayers - Current Year and Six Years Ago.....	182
Property Tax Levies and Collections - Last Ten Years.....	183
Income Tax Rate and Collections - Last Ten Years.....	184
Ratios of Outstanding Debt by Type - Last Ten Years	186-187
Ratio of General Bonded Debt to Assessed Value and Bonded Debt Per Capita - Last Ten Years.....	188
Direct and Overlapping Governmental Activities Debt as of December 31, 2014.....	189
Water OWDA Pledged Revenue Coverage - Last Ten Years	190
Water Revenue Bond Pledged Revenue Coverage - Last Year.....	191
Sewer OWDA Pledged Revenue Coverage - Last Ten Years	192
Sewer Revenue Bond Pledged Revenue Coverage - Last Year.....	193
Refuse Revenue Bond Pledged Revenue Coverage - Last Three Years.....	194
Computation of Legal Debt Margin - Last Ten Years.....	196-197
Demographic and Economic Statistics - Last Ten Years	198
Principal Employers - Current Year and Six Years Ago.....	199
Full Time Equivalent City Employees by Function /Program - Last Ten Years	200-201
Operating Indicators by Function - Last Ten Years	202-203
Capital Assets Statistics by Function - Last Ten Years	204-205

INTRODUCTORY SECTION



City of Steubenville

Finance Office

115 South Third Street ▪ Suite 106 ▪ Steubenville, Ohio 43952 ▪ Phone: 740.283.6000 ext 1300
Fax: 740.283.6165 ▪ Website: www.cityofsteubenville.us ▪ Email: finance@cityofsteubenville.us

June 30, 2015

Honorable Mayor, Members of City Council
And Citizens of Steubenville
Steubenville, Ohio

The Comprehensive Annual Financial Report (CAFR) of the City of Steubenville, Ohio (City) is hereby presented. This CAFR represents the official report of the City of Steubenville's operations and financial position for the year ended December 31, 2014, and has been developed to accurately detail the status of the City finances to Steubenville residents and elected officials, investment banks and underwriters and all other interested parties. This report is presented in compliance with Governmental Accounting Standards Board (GASB) Statement No. 34, "Basic Financial Statements - and Management's Discussion and Analysis - for State and Local Governments". It is intended to provide all pertinent and necessary information to the citizens of Steubenville.

Responsibility for the accuracy of the data contained herein, for the completeness and fairness of the presentation and for all disclosure rests with the City's management. To the best of the City's knowledge, the financial and other data contained in this report fairly present the financial position and results of operations of the City. All necessary disclosures to enable the citizens and other readers to understand the City's financial activities are included in this report.

The City is responsible for establishing and maintaining an internal control structure designed to protect its assets from loss, theft or misuse. Furthermore, the accounting system must be adequate to allow for the preparation of financial statements in conformity with generally accepted accounting principles. The internal control structure is designed to provide reasonable, but not absolute, assurance that these objectives are met. The concept of reasonable assurance recognizes that the cost of a control should not exceed the benefits likely to be derived and that the valuation of costs and benefits requires estimates and judgments by management.

The City is required by State law to have an annual audit performed by the Auditor of State's Office or an independent public accounting firm, if permitted by the Auditor of State. The Auditor of State's Office performed the audit for the year ended December 31, 2014. The City continues to receive an unmodified opinion. The Independent Auditor's Report on the City's financial statements is included in the Financial Section of this report.

As a part of the City's independent audit, tests are made to determine the adequacy of the internal control structure, including that portion related to federal financial assistance programs, as well as to determine that the City has complied with applicable laws and regulations. The results of the City's independent audit for the year ended December 31, 2014 provided no instances of material weaknesses in the internal control structure or significant violations of applicable laws and regulations.

This transmittal letter is designed to provide historical information about the City, as well as compliment the required Management's Discussion and Analysis (MD&A). Generally accepted accounting principles require that management provide a narrative introduction, overview, and analysis to accompany the basic financial statements. The City's MD&A, which focuses on the government-wide statements, can be found immediately following the Independent Auditor's Report.

Community Profile

The City of Steubenville is located in east central Ohio along the west bank of the Ohio River. Founded in 1797, Steubenville operates under a council-manager form of government which was adopted by its voters in 1984. The City is governed by an elected Mayor and a seven member City Council. During its heyday of the 1940s, Steubenville was popularly known as “Little Chicago” due to its prolific industry and downtown bustle. The City is now known as the “City of Murals” because of over 25 murals located in and around the downtown area. Today, the City of Steubenville covers an area of approximately ten square miles and is the largest city in Jefferson County with a population of 18,335. The City is also the Jefferson County Seat.

The City is served by diversified transportation facilities. Approximately 20 motor freight carriers and local haulers serve the Jefferson County area. Railway service is provided by the Norfolk Southern Railway, the Wheeling Lake Erie Railway, and the Ohio Central Rail Corporation. Nationwide bus transportation service to the area is provided by Greyhound. Local bus service is provided by the Steel Valley Transit Authority. Airline services to the area are provided by the Jefferson County Airport and the Pittsburgh International Airport, which is approximately 22 miles east of the City. The City also has a port on the Ohio River.

The major highways in the City are State Route 7, which runs north-south through the City, and U.S. Route 22, which runs east-west and directly links the City with Pittsburgh, Pennsylvania. The City is located within a day’s drive of 60 percent of the U.S. population.

The City is served by a number of commercial banks and savings and loan associations with headquarters outside the City.

Primary education services are provided by the Steubenville City School District. The western portion of the City is served by the Indian Creek Local School District. Secondary and post-secondary educational services are provided by a number of public and private colleges and universities located within the City or within commuting distance. The Franciscan University of Steubenville and Eastern Gateway Community College are both located within the City. The University of Pittsburgh, Bethany College, West Virginia Northern Community College, and Carnegie-Mellon University are all located within commuting distance of the City. The City is served by the Public Library of Steubenville and Jefferson County, which was named for and funded by industrialist Andrew Carnegie.

The City provides a full range of municipal services mandated by statute or charter, including police and fire protection, parks, recreation, street maintenance, planning, zoning and other general government services. Health services are provided by the Steubenville Health Department. In addition, water, sewer and refuse services are provided under the enterprise fund concept with user charges set to ensure adequate coverage of operating expenses and payments on outstanding debt.

Economic Condition and Outlook

Local Economy

Steubenville’s local economy has evolved in recent years from a center of steel and coal production to one of education and healthcare. Today’s local economy is supported to a large extent by the employment at The Franciscan University of Steubenville and Eastern Gateway Community College. Also, an abundance of nursing homes and healthcare facilities including Trinity Healthcare System employ many, and are one of the largest sources of local income tax revenue. These facilities provide a steady employment base and are a source of much of the building construction currently going on in the City.

A rather large number of local citizens work in Pittsburgh, Pennsylvania and its suburbs. There is a base of small manufacturing and service sector jobs that don’t exist as much in Steubenville. The City, through the local economic development group “Progress Alliance,” has been promoting increasing manufacturing jobs in the area. The success has been mixed so far, but the City is optimistic that improvement is coming.

The State of Ohio, Jefferson County, and the Tri-State Area are expected to experience a substantial economic impact from the natural gas and oil industry. The Ohio Oil & Gas Association released a study in September 2011 noting that the industry will invest approximately \$238 million on new exploration and development in Ohio, paid \$793 million in annual salaries in 2010, and the industry paid \$32.7 million per year in federal, state and local taxes.

With the majority of the activity within the eastern portion of Ohio, Jefferson County and Steubenville should see an increase in economic development and employment. Several retail establishments and restaurants have inquired about the area in hopes of expanding their operations within Steubenville.

Long-Term Financial Planning

The rise in the local unemployment rate over the past few years has caused some reason for concern regarding the City's long-term financial planning. Any significant unfavorable change in the unemployment rate usually leads to lower income tax collections. Fortunately, the City's income tax revenues have remained fairly stable or have decreased slightly. However, in order to avoid any potential revenue shortfalls should income tax collections decline significantly; the City has taken a conservative approach with current spending. Budget restraints have been implemented in order to curb spending and help maintain a sufficient spending reserve as a hedge against future revenue shortfalls.

City Council is required to adopt a final budget no later than the close of the year. This annual budget serves as the foundation for the City's financial planning and control. The budget is prepared at the legal level of budgetary control, which is by office, department, and division, and within each, appropriated for personal services level for all funds. The City does not prepare a budget for agency funds.

With the decrease in the Local Government Revenue Fund and elimination of the City receiving Estate Tax Funds, the City has had to make difficult decisions in regards to employee benefits and downsizing of staff. If the State of Ohio continues to further eliminate the distribution of the Local Government Revenue Fund, the City will have to look at prioritizing services to its citizens further. Any increase in income tax revenue from economic development will assist in offsetting the decrease in revenue received from the State.

Major Initiatives

The City completed two major street improvement projects in 2014. The projects include the \$900,000 University Boulevard/Brady Avenue resurfacing project and the \$1.7 million John Scott/Mall Drive resurfacing project. The design for a roundabout project on Lovers Lane was started in 2014. The City also repaved a section of Lovers Lane in 2014. The City has commenced several water line replacement projects including water lines on Buena Vista, Harvard Avenue, Laretta Drive, and Scioto Drive. The City completed the design of a \$2,000,000 sewer line project that will reline the existing sewer line along University Boulevard through trenchless technology. The City is also in the process of making over \$4 million in improvements to the wastewater plant and wastewater operations.

The City has many recent, current, and upcoming projects to enhance the economic development within the City. Some of the recently completed projects include the newly constructed \$5.5 million Microtel Inn & Suites, renovations to the YWCA, new construction of a Light House Haven, and various renovations at Franciscan University. Upcoming projects include a \$5 million renovation/expansion of Holy Name Cathedral in the South End District of Downtown Steubenville, new construction of a Holiday Inn Express off of State Route 7, and a major development on the former green strip property called Franciscan Square. The Eastern Gateway Community College is also in the process of constructing a new clock tower on the west end of the City.

The City has recently completed a new Comprehensive Plan and has begun the implementation phase. This plan is a guide to shape a better Steubenville and will act as a vision and business plan for growth and development for the next ten to twenty years. The following elements are the basis of the plan: improve the image of Steubenville, promote a healthier lifestyle in Steubenville, reinvest in first ring neighborhoods, celebrate Steubenville's history and culture, enhance community connectivity and mobility, leverage of Steubenville's natural resources and environmental qualities, and promote partnerships.

Use of this Report

The report is published to provide the City Council, as well as to our citizens and other interested persons, detailed information concerning the financial condition of the City, with particular emphasis placed on the utilization of resources during the past year. It is also intended that this report will serve as a guide in formulating policies and in conducting the City's future day-to-day activities. We believe the information, as presented, is accurate in all material aspects; that it is presented in a manner designed to fairly set forth the financial activities of its various funds; and that all disclosures necessary to enable the reader to gain the maximum understanding of the City's financial affairs have been included.

In today's bond market environment, it is increasingly important that public agencies prepare soundly conceived annual financial reports which are independently audited by a qualified firm or agency. It has become almost required practice that such reports be prepared in accordance with generally accepted accounting principles (GAAP), and the major bond rating agencies review the data presented in such reports before determining a public agency's bond rating.

Awards

The Government Finance Officers Association of the United States of America and Canada (GFOA) awarded a Certificate of Achievement for Excellence in Financial Reporting to the City of Steubenville, Ohio for its Comprehensive Annual Financial Report (CAFR) for the year ended December 31, 2013. The Certificate of Achievement is a prestigious national award recognizing conformance with the highest standards for preparation of State and local government financial reports.

In order to be awarded a Certificate of Achievement, a government unit must publish an easily readable and efficiently organized Comprehensive Annual Financial Report, whose contents conform to program standards. Such a report must satisfy both generally accepted accounting principles and applicable legal requirements.

A Certificate of Achievement is valid for a period of one year only. The City of Steubenville, Ohio has received a Certificate of Achievement for the last six consecutive years (2008-2013). We believe our current report continues to conform to the Certificate of Achievement program requirements and are submitting it to the GFOA.

Acknowledgements

It is with great pride and pleasure that we submit this CAFR for review and wish to express appreciation to the members of City Council for supporting us in this endeavor and other members of the Finance Office who contributed time and effort in completing this project. We would also like to acknowledge our consultant, Julian & Grube, Inc., who provided us with expert technical assistance in all phases of preparing the report and the cooperation of the team from the Auditor of State's Office, who conducted a thorough audit of our finances.

Sincerely,



David R. Lewis
Finance Director

CITY OF STEUBENVILLE, OHIO

PRINCIPAL OFFICIALS

DECEMBER 31, 2014

Elected Officials

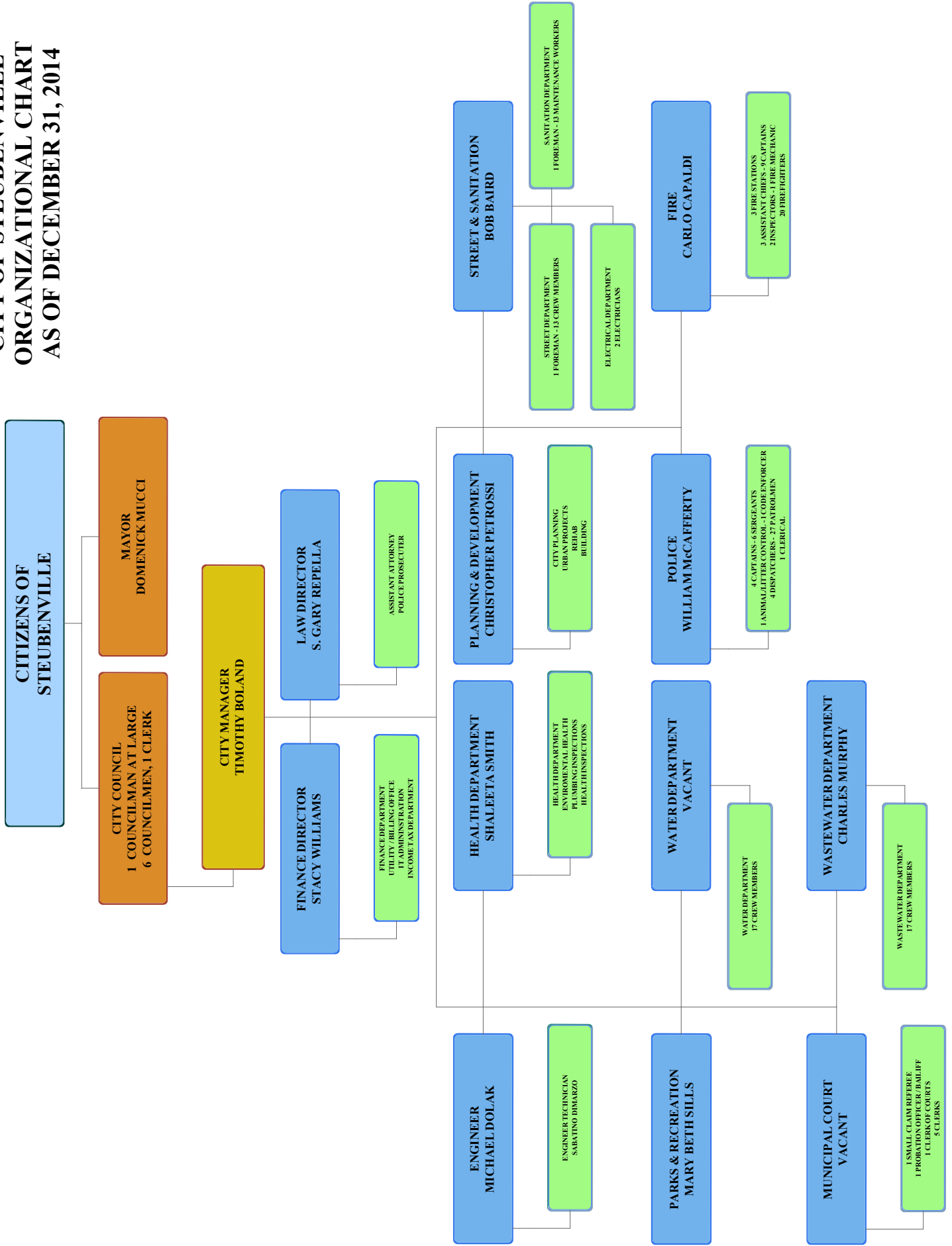
Mayor	Domenick Mucci Jr.
City Council:	
Councilman at Large	Kenneth Davis
1st Ward Councilman	Gerald DiLoreto
2nd Ward Councilman	Mike Johnson
3rd Ward Councilman	Gregory Metcalf
4th Ward Councilman	Angela Suggs
5th Ward Councilman	William Paul
6th Ward Councilman	Bob Villamagna
Municipal Court Judge	Vacant

Appointed Officials

City Manager	Timothy M. Boland
Law Director	S. Gary Repella
Finance Director	Stacy Williams*
Urban Project Director	Christopher Petrossi
Parks and Recreation Director	Mary Beth Sills
Fire Chief	Carlo Capaldi
Police Chief	William A. McCafferty
Health Commissioner	Shaleeta Smith
City Engineer	Michael Dolak
Clerk of Council	Frankie Anderson
Water Superintendent	Vacant
Sewer Superintendent	Charles Murphy
Street and Sanitation Superintendent	Robert Baird

* Stacy Williams resigned as Finance Director effective January 1, 2015.
City Manager acts as Finance Director when the position is vacant.
David R. Lewis was appointed Finance Director on June 23, 2015.

**CITY OF STEUBENVILLE
ORGANIZATIONAL CHART
AS OF DECEMBER 31, 2014**





Government Finance Officers Association

Certificate of
Achievement
for Excellence
in Financial
Reporting

Presented to

**City of Steubenville
Ohio**

For its Comprehensive Annual
Financial Report
for the Fiscal Year Ended

December 31, 2013

Executive Director/CEO

THIS PAGE IS INTENTIONALLY LEFT BLANK

FINANCIAL SECTION



Dave Yost • Auditor of State

INDEPENDENT AUDITOR'S REPORT

City of Steubenville
Jefferson County
115 South Third Street
Steubenville, Ohio 43952

To the City Council:

Report on the Financial Statements

We have audited the accompanying financial statements of the governmental activities, the business-type activities, each major fund, and the aggregate remaining fund information of the City of Steubenville, Jefferson County, Ohio (the "City"), as of and for the year ended December 31, 2014, and the related notes to the financial statements, which collectively comprise the City's basic financial statements as listed in the table of contents.

Management's Responsibility for the Financial Statements

Management is responsible for preparing and fairly presenting these financial statements in accordance with accounting principles generally accepted in the United States of America; this includes designing, implementing, and maintaining internal control relevant to preparing and fairly presenting financial statements that are free from material misstatement, whether due to fraud or error.

Auditor's Responsibility

Our responsibility is to opine on these financial statements based on our audit. We audited in accordance with auditing standards generally accepted in the United States of America and the financial audit standards in the Comptroller General of the United States' *Government Auditing Standards*. Those standards require us to plan and perform the audit to reasonably assure the financial statements are free from material misstatement.

An audit requires obtaining evidence about financial statement amounts and disclosures. The procedures selected depend on our judgment, including assessing the risks of material financial statement misstatement, whether due to fraud or error. In assessing those risks, we consider internal control relevant to the City's preparation and fair presentation of the financial statements in order to design audit procedures that are appropriate in the circumstances, but not to the extent needed to opine on the effectiveness of the City's internal control. Accordingly, we express no opinion. An audit also includes evaluating the appropriateness of management's accounting policies and the reasonableness of their significant accounting estimates, as well as our evaluation of the overall financial statement presentation.

We believe the audit evidence we obtained is sufficient and appropriate to support our audit opinions.

Opinion

In our opinion, the financial statements referred to above present fairly, in all material respects, the respective financial position of the governmental activities, the business-type activities, each major fund, and the aggregate remaining fund information of the City of Steubenville, Jefferson County, Ohio, as of December 31, 2014, and the respective changes in financial position and, where applicable, cash flows thereof and the budgetary comparison for the General fund thereof for the year then ended in accordance with the accounting principles generally accepted in the United States of America.

Other Matters

Required Supplementary Information

Accounting principles generally accepted in the United States of America require this presentation to include *Management's discussion and analysis* listed in the table of contents, to supplement the basic financial statements. Although this information is not part of the basic financial statements, the Governmental Accounting Standards Board considers it essential for placing the basic financial statements in an appropriate operational, economic, or historical context. We applied certain limited procedures to the required supplementary information in accordance with auditing standards generally accepted in the United States of America, consisting of inquiries of management about the methods of preparing the information and comparing the information for consistency with management's responses to our inquiries, to the basic financial statements, and other knowledge we obtained during our audit of the basic financial statements. We do not opine or provide any assurance on the information because the limited procedures do not provide us with sufficient evidence to opine or provide any other assurance.

Supplementary and Other Information

Our audit was conducted to opine on the City's basic financial statements taken as a whole.

The introductory section, the financial section's combining statements, individual fund statements and schedules and the statistical section information present additional analysis and are not a required part of the basic financial statements.

The statements and schedules are management's responsibility, and derive from and relate directly to the underlying accounting and other records used to prepare the basic financial statements. We subjected these statements and schedules to the auditing procedures we applied to the basic financial statements. We also applied certain additional procedures, including comparing and reconciling statements and schedules directly to the underlying accounting and other records used to prepare the basic financial statements or to the basic financial statements themselves in accordance with auditing standards generally accepted in the United States of America. In our opinion, these statements and schedules are fairly stated in all material respects in relation to the basic financial statements taken as a whole.

We did not subject the introductory section and statistical section information to the auditing procedures applied in the audit of the basic financial statements and, accordingly, we express no opinion or any other assurance on them.

Other Reporting Required by Government Auditing Standards

In accordance with *Government Auditing Standards*, we have also issued our report dated June 30, 2015, on our consideration of the City's internal control over financial reporting and our tests of its compliance with certain provisions of laws, regulations, contracts and grant agreements and other matters. That report describes the scope of our internal control testing over financial reporting and compliance, and the results of that testing, and does not opine on internal control over financial reporting or on compliance. That report is an integral part of an audit performed in accordance with *Government Auditing Standards* in considering the City's internal control over financial reporting and compliance.

A handwritten signature in black ink that reads "Dave Yost". The signature is written in a cursive style with a large, looping "D" and "Y".

Dave Yost
Auditor of State
Columbus, Ohio

June 30, 2015

THIS PAGE IS INTENTIONALLY LEFT BLANK

CITY OF STEUBENVILLE, OHIO

MANAGEMENT'S DISCUSSION AND ANALYSIS FOR THE YEAR ENDED DECEMBER 31, 2014

The management's discussion and analysis of the City of Steubenville's (the "City") financial performance provides an overall review of the City's financial activities for the year ended December 31, 2014. The intent of this discussion and analysis is to look at the City's financial performance as a whole; readers should also review the basic financial statements and the notes to the basic financial statements to enhance their understanding of the City's financial performance.

Financial Highlights

Key financial highlights for 2014 are as follows:

- The total net position of the City increased \$6,223,024 or 9.70% over 2013. Net position of governmental activities increased \$1,403,657 or 3.46% and net position of business-type activities increased \$4,819,367 or 20.49%.
- General revenues accounted for \$12,308,709, or 73.14% of total governmental activities revenue. Program specific revenues accounted for \$4,520,364 or 26.86% of total governmental activities revenue.
- The City had \$15,516,201 in expenses related to governmental activities; \$4,520,364 of these expenses was offset by program specific charges for services, grants or contributions. The remaining expenses of the governmental activities of \$10,995,837 were offset by general revenues (primarily property taxes, income taxes and unrestricted grants and entitlements) of \$12,308,709 and transfers in of \$90,785.
- The City's major governmental funds are the general fund and .7% City income tax - street improvement fund. The general fund had revenues and other financing sources of \$12,203,611 in 2014. This represents a decrease of \$94,092 from 2013 revenues and other financing sources. The expenditures and other financing uses of the general fund, which totaled \$11,626,658 in 2014, increased \$300,567 over 2013. The net increase in fund balance for the general fund was \$576,953, from a balance of \$3,086,082 to a balance of \$3,663,035.
- The .7% City income tax - street improvement fund had \$3,638,867 in revenues in 2014. The expenditures of the .7% City income tax - street improvement fund totaled \$1,747,685 in 2013. The net increase in fund balance for the .7% City income tax - street improvement fund was \$1,891,182 from a deficit balance of \$160,843 to a positive balance of \$1,730,339.
- Net position for the business-type activities, which are made up of the water, sewer, and refuse enterprise funds, increased in 2014 by \$4,819,367.
- The business-type activities and water fund recorded a \$3,040,000 special item revenue during 2014 relating to a legal settlement. See Note 21 for more detail.
- In the general fund, the actual revenues and other financing sources came in \$149,117 greater than the final budgeted revenues and other financing sources. Actual expenditures and other financing uses were \$756,157 less than the amount in the final budget. The revenue variances are the result of increasing municipal income tax and other revenues. Budgeted revenues and expenditures were amended a few times throughout the year.

Using this Comprehensive Annual Financial Report (CAFR)

The City's annual report consists of a series of financial statements and notes to those statements. The statements are organized so the reader can understand the City of Steubenville as a total financial and operating entity. The individual statements provide a detailed look at specific financial activities.

The City's basic financial statements are comprised of three components: 1) City-wide financial statements; 2) fund financial statements; and 3) notes to the financial statements. This report also contains other supplementary information in addition to the basic financial statements themselves.

CITY OF STEUBENVILLE, OHIO

MANAGEMENT'S DISCUSSION AND ANALYSIS FOR THE YEAR ENDED DECEMBER 31, 2014

The statement of net position and the statement of activities provide information about the activities of the City as a whole and present a long-term view of the City's finances. Fund financial statements provide the next level of detail. For governmental funds, these statements tell the reader how services were financed in the short-term, as well as the amount of funds remaining for future spending. The fund financial statements also look at the City's major funds with all other non-major funds presented in total in one column.

Reporting the City as a Whole

Statement of Net Position and the Statement of Activities

While this document contains a large number of funds used by the City to provide programs and activities, the view of the City as a whole looks at all financial transactions and asks the question, "How did we do financially during 2014?" The statement of net position and the statement of activities answer this question. These statements include all assets, deferred outflows, liabilities, deferred inflows, revenues and expenses using the accrual basis of accounting similar to the accounting used by most private-sector companies. This basis of accounting will take into account all of the current year's revenues and expenses regardless of when cash is received or paid.

These two statements report the City's net position and changes in position. This change in net position is important because it tells the reader that, for the City as a whole, the financial position of the City has improved or diminished. The causes of this change may be the result of many factors, some financial, some not. Non-financial factors include the City's property tax base, current property tax laws in Ohio restricting revenue growth, facility conditions, required community programs and other factors.

In the statement of net position and the statement of activities, the City is divided into two distinct kinds of activities:

Governmental activities - Most of the City's programs and services are reported here including police, fire and rescue, street maintenance, capital improvements and general administration. These services are funded primarily by property and income taxes and intergovernmental revenues including federal and State grants and other shared revenues.

Business-type activities - These services are provided on a charge for goods or services basis to recover all or a significant portion of the expenses of the goods or services provided. The City's water, sewer, and refuse operations are reported here.

The City's statement of net position and statement of activities can be found on pages 29-31 of this report.

Reporting the City's Most Significant Funds

Fund Financial Statements

A fund is a grouping of related accounts that is used to maintain control over resources that have been segregated for specific activities or objectives. The City, like other state and local governments, uses fund accounting to ensure and demonstrate compliance with finance-related legal requirements. All of the funds of the City can be divided into three categories: governmental funds, proprietary funds, and fiduciary funds.

Fund financial reports provide detailed information about the City's major funds. The City uses many funds to account for a multitude of financial transactions. However, these fund financial statements focus on the City's most significant funds. The analysis of the City's major governmental and proprietary funds begins on page 20.

CITY OF STEUBENVILLE, OHIO

MANAGEMENT'S DISCUSSION AND ANALYSIS FOR THE YEAR ENDED DECEMBER 31, 2014

Governmental Funds

Governmental funds are used to account for essentially the same functions reported as governmental activities in the government-wide financial statements. However, unlike the government-wide financial statements, governmental fund financial statements focus on near-term inflows and outflows of spendable resources, as well as on balances of spendable resources available at the end of the fiscal year. Such information may be useful in evaluating a government's near-term financing requirements.

Because the focus of the governmental funds is narrower than that of the government-wide financial statements, it is useful to compare the information presented for governmental funds with similar information presented for governmental activities in the government-wide financial statements. By doing so, the readers may better understand the long-term impact of the government's near-term financing decisions. Both the governmental fund balance sheet and the governmental fund statement of revenues, expenditures, and changes in fund balances provide a reconciliation to facilitate this comparison between governmental funds and governmental activities.

The City maintains a multitude of individual governmental funds. The City has segregated these funds into major funds and nonmajor funds. The City's major governmental funds are the general fund and .7% City income tax - street improvement fund. Information for major funds is presented separately in the governmental fund balance sheet and in the governmental statement of revenues, expenditures, and changes in fund balances. Data from the other governmental funds are combined into a single, aggregated presentation. The basic governmental fund financial statements can be found on pages 32-36 of this report.

Proprietary Funds

The City maintains two different types of proprietary funds. Enterprise funds are used to report the same functions presented as business-type activities in the government-wide financial statements. The City uses enterprise funds to account for its water, sewer, and refuse functions. All of the City's enterprise funds are considered major funds. The internal service fund is an accounting device used to accumulate and allocate costs internally among the City's various functions. The basic proprietary fund financial statements can be found on pages 37-41 of this report.

Fiduciary Funds

Fiduciary funds are used to account for resources held for the benefit of parties outside the City. Fiduciary funds are not reflected in the government-wide financial statement because the resources of those funds are not available to support the City's own programs. The accounting used for fiduciary funds is much like that used for proprietary funds. The City's only fiduciary funds are agency funds. The basic fiduciary fund financial statement can be found on page 42 of this report.

Notes to the Basic Financial Statements

The notes provide additional information that is essential to a full understanding of the data provided in the government-wide and fund financial statements. These notes to the basic financial statements can be found on pages 43-80 of this report.

CITY OF STEUBENVILLE, OHIO

MANAGEMENT'S DISCUSSION AND ANALYSIS
FOR THE YEAR ENDED DECEMBER 31, 2014

Government-wide Financial Analysis

The statement of net position provides the perspective of the City as a whole. The table below provides a summary of the City's net position at December 31, 2014 compared to December 31, 2013.

	Net Position					
	Governmental	Business-type	Governmental	Business-type	Total	Total
	Activities	Activities	Activities	Activities	Total	Total
	2014	2014	2013	2013	2014	2013
Assets						
Current and other assets	\$ 17,176,188	\$ 22,767,186	\$ 17,012,362	\$ 12,102,615	\$ 39,943,374	\$ 29,114,977
Capital assets, net	<u>36,151,578</u>	<u>58,895,986</u>	<u>36,068,998</u>	<u>59,383,474</u>	<u>95,047,564</u>	<u>95,452,472</u>
Total assets	<u>53,327,766</u>	<u>81,663,172</u>	<u>53,081,360</u>	<u>71,486,089</u>	<u>134,990,938</u>	<u>124,567,449</u>
Liabilities						
Long-term liabilities outstanding	8,238,348	52,694,492	7,521,995	47,011,795	60,932,840	54,533,790
Other liabilities	<u>1,833,277</u>	<u>626,155</u>	<u>3,722,813</u>	<u>951,136</u>	<u>2,459,432</u>	<u>4,673,949</u>
Total liabilities	<u>10,071,625</u>	<u>53,320,647</u>	<u>11,244,808</u>	<u>47,962,931</u>	<u>63,392,272</u>	<u>59,207,739</u>
Deferred inflows	<u>1,224,940</u>	<u>-</u>	<u>1,209,008</u>	<u>-</u>	<u>1,224,940</u>	<u>1,209,008</u>
Net position						
Net investment in capital assets	31,621,010	15,606,124	29,968,932	14,664,196	47,227,134	44,633,128
Restricted	3,818,214	-	6,725,633	-	3,818,214	6,725,633
Unrestricted	<u>6,591,977</u>	<u>12,736,401</u>	<u>3,932,979</u>	<u>8,858,962</u>	<u>19,328,378</u>	<u>12,791,941</u>
Total net position	<u>\$ 42,031,201</u>	<u>\$ 28,342,525</u>	<u>\$ 40,627,544</u>	<u>\$ 23,523,158</u>	<u>\$ 70,373,726</u>	<u>\$ 64,150,702</u>

Over time, net position can serve as a useful indicator of a government's financial position. At December 31, 2014, the City's assets exceeded liabilities and deferred inflows of resources by \$70,373,726. At year-end, net position was \$42,031,201 and \$28,342,525 for the governmental activities and the business-type activities, respectively.

Capital assets reported on the government-wide statements represent the largest portion of the City's assets. At year-end, capital assets represented 70.41% of total assets. Capital assets include land, buildings, improvements, equipment, vehicles, infrastructure and construction-in-progress. The City's net investment in capital assets at December 31, 2014, was \$31,621,010 and \$15,606,124 in the governmental activities and business-type activities, respectively. These capital assets are used to provide services to citizens and are not available for future spending. Although the City's investment in capital assets is reported net of related debt, it should be noted that the resources to repay the debt must be provided from other sources, since capital assets may not be used to liquidate these liabilities.

The decrease in other liabilities of the governmental activities is primarily due to a decrease in the amount of contracts payable outstanding at December 31, 2014. The majority of these contract payables at December 31, 2013 were for road construction projects. Long-term liabilities increased due to the issuance of bonds.

The increase in current and other assets for the business-type activities is due to two reasons. First of all, during 2014 the water fund received \$3,040,000 in legal settlement revenue. Also, the water and sewer funds issued bonds during 2014, most of which were unspent at year end. This also accounts for the increase in long-term liabilities.

CITY OF STEUBENVILLE, OHIO

**MANAGEMENT'S DISCUSSION AND ANALYSIS
FOR THE YEAR ENDED DECEMBER 31, 2014**

A portion of the City's net position, \$3,818,214, represents resources that are subject to external restriction on how they may be used. This increase in restricted net position is primarily due to an increase in the resources restricted for street construction, maintenance and repair.

The table below shows the changes in the net position for 2014 and 2013.

	Change in Net Position					
	Governmental	Business-type	Governmental	Business-type	Total	Total
	Activities	Activities	Activities	Activities	2014	2013
	2014	2014	2013	2013		
Revenues:						
Program revenues:						
Charges for services	\$ 1,638,363	\$ 12,043,453	\$ 1,707,963	\$ 11,718,852	\$ 13,681,816	\$ 13,426,815
Operating grants and contributions	1,652,528	-	2,983,006	-	1,652,528	2,983,006
Capital grants and contributions	1,229,473	106,738	1,869,869	84,234	1,336,211	1,954,103
Total program revenues	4,520,364	12,150,191	6,560,838	11,803,086	16,670,555	18,363,924
General revenues:						
Property taxes	1,144,000	-	1,115,090	-	1,144,000	1,115,090
Income taxes	9,472,674	-	10,006,408	-	9,472,674	10,006,408
Hotel taxes	396,254	-	307,047	-	396,254	307,047
Unrestricted grants and entitlements	907,314	-	1,169,401	-	907,314	1,169,401
Investment earnings	1,972	-	3,357	-	1,972	3,357
Miscellaneous	386,495	149,043	222,471	105,187	535,538	327,658
Total general revenues	12,308,709	149,043	12,823,774	105,187	12,457,752	12,928,961
Total revenues	16,829,073	12,299,234	19,384,612	11,908,273	29,128,307	31,292,885
Expenses:						
General government	2,918,782	-	2,963,682	-	2,918,782	2,963,682
Security of persons and property	7,038,402	-	7,194,554	-	7,038,402	7,194,554
Public health and welfare	573,512	-	634,498	-	573,512	634,498
Transportation	3,215,726	-	3,397,420	-	3,215,726	3,397,420
Community environment	681,418	-	1,681,840	-	681,418	1,681,840
Leisure time activity	796,512	-	719,238	-	796,512	719,238
Interest and fiscal charges	291,849	-	268,026	-	291,849	268,026
Water	-	4,832,198	-	4,568,647	4,832,198	4,568,647
Sewer	-	4,283,771	-	3,630,546	4,283,771	3,630,546
Refuse	-	1,313,113	-	1,307,220	1,313,113	1,307,220
Total expenses	15,516,201	10,429,082	16,859,258	9,506,413	25,945,283	26,365,671
Increase in net position before transfers and special item	1,312,872	1,870,152	2,525,354	2,401,860	3,183,024	4,927,214
Transfers	90,785	(90,785)	-	-	-	-
Special item	-	3,040,000	-	1,575,899	3,040,000	1,575,899
Change in net position	1,403,657	4,819,367	2,525,354	3,977,759	6,223,024	6,503,113
Net position at beginning of year	40,627,544	23,523,158	38,102,190	19,545,399	64,150,702	57,647,589
Net position at end of year	\$ 42,031,201	\$ 28,342,525	\$ 40,627,544	\$ 23,523,158	\$ 70,373,726	\$ 64,150,702

CITY OF STEUBENVILLE, OHIO

**MANAGEMENT'S DISCUSSION AND ANALYSIS
FOR THE YEAR ENDED DECEMBER 31, 2014**

Governmental Activities

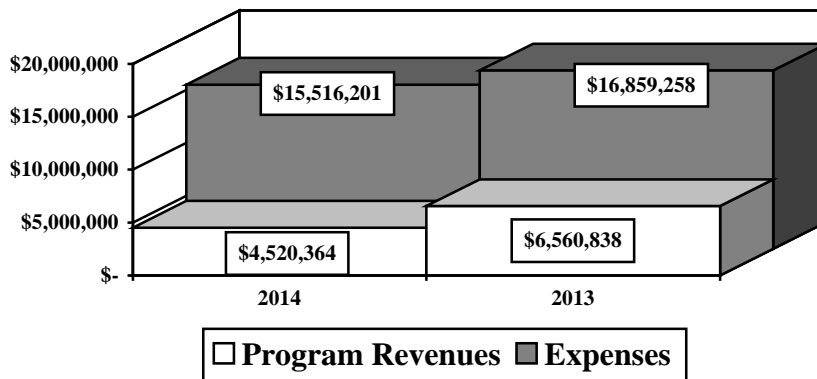
Governmental activities net position increased \$1,403,657 in 2014. Both revenues and expenses decreased during 2014, however revenues were still greater than expenses, which resulted in an increase in net position. The most significant decrease in revenue was a decrease in operating grants and contributions. This was primarily due to a decrease in grants supporting the community environment function. Correspondingly, the largest decrease in expenses was in the community environment function.

Security of persons and property, which primarily supports the operations of the police and fire departments, had expenses of \$7,038,402 which accounted for 27.13% of the total expenses of the City. These expenses were partially funded by \$15,614 in direct user charges and \$150,526 in operating grants and contributions. The remaining security of persons and property expenses were funded by general revenues. General government expenses totaled \$2,918,782 or 11.25% of the total expenses of the City, which was partially funded by \$1,039,119 in direct user charges and \$85,656 in operating grants and contributions. The State and federal government contributed to the City a total of \$1,652,528 in operating grants and contributions, and \$1,229,473 in capital grants and contributions.

General revenues totaled \$12,308,709 and amounted to 73.14% of total governmental revenues. These revenues primarily consist of property and income tax revenue of \$10,616,674. The other primary source of general revenues is grants and entitlements not restricted to specific programs, including local government revenue, estate taxes and property tax reimbursements received from the State, making up \$907,314.

The statement of activities shows the cost of program services and the charges for services and grants offsetting those services. The following table shows, for governmental activities, the total cost of services and the net cost of services. That is, it identifies the cost of these services supported by tax revenue and unrestricted State grants and entitlements. As can be seen in the graph below, the City is highly dependent upon property and income taxes as well as unrestricted grants and entitlements to support its governmental activities.

Governmental Activities – Program Revenues vs. Total Expenses



CITY OF STEUBENVILLE, OHIO

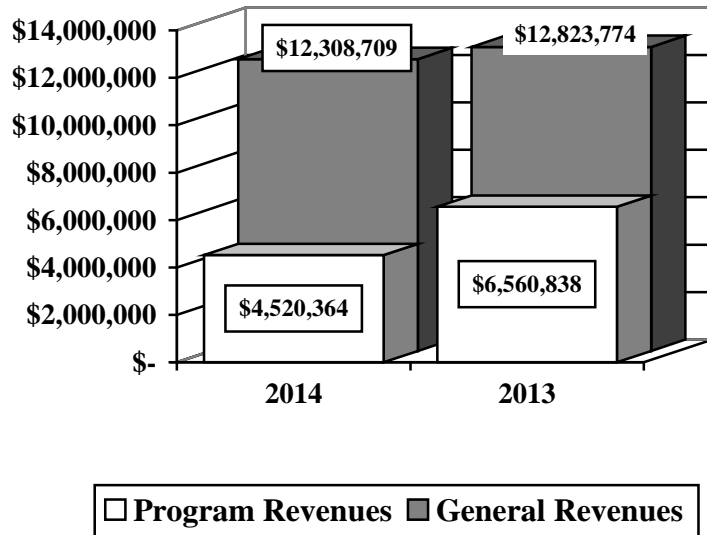
MANAGEMENT'S DISCUSSION AND ANALYSIS
FOR THE YEAR ENDED DECEMBER 31, 2014

Governmental Activities

	Total Cost of Services 2014	Net Cost of Services 2014	Total Cost of Services 2013	Net Cost of Services 2013
Program expenses:				
General government	\$ 2,918,782	\$ 1,794,007	\$ 2,963,682	\$ 1,838,331
Security of persons and property	7,038,402	6,872,262	7,194,554	7,178,352
Public health and welfare	573,512	327,300	634,498	388,008
Transportation	3,215,726	1,180,395	3,397,420	465,835
Community environment	681,418	47,118	1,681,840	(439,721)
Leisure time activity	796,512	482,906	719,238	599,589
Interest and fiscal charges	291,849	291,849	268,026	268,026
Total	<u>\$ 15,516,201</u>	<u>\$ 10,995,837</u>	<u>\$ 16,859,258</u>	<u>\$ 10,298,420</u>

The dependence upon general revenues for governmental activities is apparent, with 70.87% and 61.09% of expenses supported through taxes and other general revenues for 2014 and 2013, respectively.

Governmental Activities – General and Program Revenues



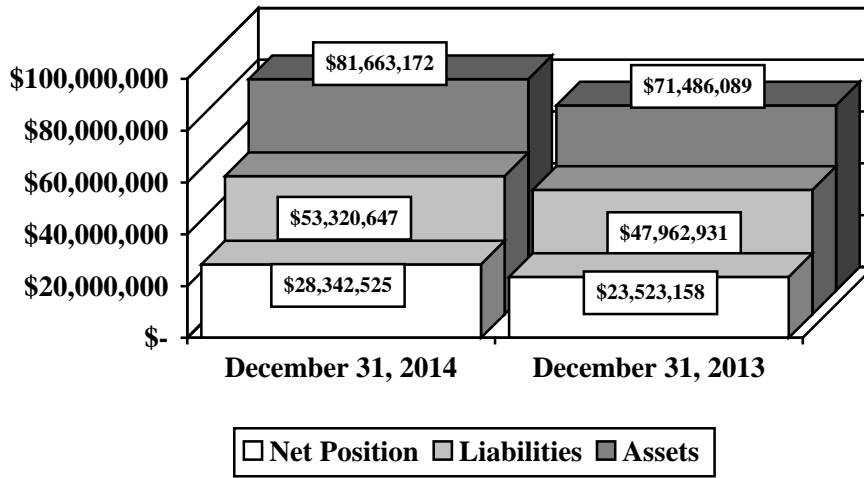
CITY OF STEUBENVILLE, OHIO

MANAGEMENT'S DISCUSSION AND ANALYSIS
FOR THE YEAR ENDED DECEMBER 31, 2014

Business-type Activities

Business-type activities include the water, sewer, and refuse enterprise funds. These programs had program revenues of \$12,150,191, general revenues of \$149,043, expenses of \$10,429,082 and transfers out of \$90,785 for 2014. The business-type activities also had a special item revenue of \$3,040,000 for a legal settlement. See Note 21 for more detail. The net position of the business-type activities increased \$4,819,367 from 2013. The majority of the increase in net position can be attributed to \$3,040,000 legal settlement revenue received in the water fund. The graph below shows the business-type activities assets, liabilities and net position at year-end.

Net Position in Business-type Activities



Financial Analysis of the Government's Funds

As noted earlier, the City uses fund accounting to ensure and demonstrate compliance with finance-related legal requirements.

Governmental Funds

The focus of the City's governmental funds is to provide information on near-term inflows, outflows, and balances of spendable resources. Such information is useful in assessing the City's financing requirements. In particular, unreserved fund balance may serve as a useful measure of the City's net resources available for spending at year-end.

The City's governmental funds (as presented on the balance sheet on page 32) reported a combined fund balance of \$9,438,787, which is \$3,626,425 greater than the previous year's fund balance of \$5,812,362. The schedule below indicates the fund balances and the total change in fund balances as of December 31, 2014 for all major and nonmajor governmental funds.

CITY OF STEUBENVILLE, OHIO

MANAGEMENT'S DISCUSSION AND ANALYSIS
FOR THE YEAR ENDED DECEMBER 31, 2014

	<u>Fund Balances</u> <u>12/31/14</u>	<u>Fund Balances</u> <u>(deficit)</u> <u>12/31/13</u>	<u>Increase</u>
Major funds:			
General	\$ 3,663,035	\$ 3,086,082	\$ 576,953
.7% City income tax - street improvement	1,730,339	(160,843)	1,891,182
Other nonmajor governmental funds	<u>4,045,413</u>	<u>2,887,123</u>	<u>1,158,290</u>
 Total	 <u>\$ 9,438,787</u>	 <u>\$ 5,812,362</u>	 <u>\$ 3,626,425</u>

General Fund

The City's general fund balance increased \$576,953. The table that follows assists in illustrating the revenues of the general fund.

	<u>2014</u> <u>Amount</u>	<u>2013</u> <u>Amount</u>	<u>Percentage</u> <u>Change</u>
Revenues:			
Taxes	\$ 9,704,026	\$ 9,541,410	1.70 %
Charges for services	45,926	49,604	(7.41) %
Licenses and permits	687,375	726,547	(5.39) %
Fines and forfeitures	334,475	383,021	(12.67) %
Investment income	1,967	3,335	(41.02) %
Intergovernmental	959,062	1,296,753	(26.04) %
Rental income	118,643	123,937	(4.27) %
Other	<u>350,981</u>	<u>169,996</u>	106.46 %
 Total	 <u>\$ 12,202,455</u>	 <u>\$ 12,294,603</u>	 (0.75) %

Tax revenue represents 79.53% of all general fund revenue. Tax revenue increased primarily due to lower unemployment throughout 2014 as compared to 2013. The most significant decrease in revenues occurred in intergovernmental revenue due to a decrease in local government receipts and estate taxes. Other revenue increased primarily due to a rebate received from the Ohio Bureau of Workers' Compensation (BWC). All other revenue remained consistent between 2013 and 2014.

CITY OF STEUBENVILLE, OHIO

MANAGEMENT'S DISCUSSION AND ANALYSIS
FOR THE YEAR ENDED DECEMBER 31, 2014

The table that follows assists in illustrating the expenditures of the general fund.

	<u>2014</u> <u>Amount</u>	<u>2013</u> <u>Amount</u>	<u>Percentage</u> <u>Change</u>
Expenditures:			
General government	\$ 2,569,187	\$ 2,459,579	4.46 %
Security of persons and property	7,002,308	6,883,346	1.73 %
Public health and welfare	547,569	547,900	(0.06) %
Transportation	867,966	904,308	(4.02) %
Community environment	70,570	58,860	19.89 %
Leisure time activity	381,384	309,462	23.24 %
Debt service	<u>134,681</u>	<u>134,680</u>	0.00 %
Total	<u>\$ 11,573,665</u>	<u>\$ 11,298,135</u>	2.44 %

General fund expenditures of the City increased 2.44% in 2014. This is primarily due to the increasing costs of materials and supplies and fringe benefits.

.7% City Income Tax - Street Improvement Fund

The .7% City income tax - street improvement fund had \$3,638,867 in revenues in 2014. The expenditures of the .7% City income tax - street improvement fund totaled \$1,747,685 in 2014. The City undertook several street improvement projects during 2014, which include the John Scott/Mall Drive improvement project, the Lovers Lane mall roundabout and resurfacing, the Hot Mix paving program, the Brady Avenue/University resurfacing project and the State Route 7 curbs project. Several projects were primarily financed with federal grants passed through ODOT. The net increase in fund balance for the .7% City income tax - street improvement fund was \$1,891,182 from a deficit balance of \$160,843 to a positive balance of \$1,730,339. This increase is due to a decrease in contracts payable relating to the construction projects.

Budgeting Highlights - General Fund

The City's budgeting process is prescribed by the Ohio Revised Code (ORC). Essentially the budget is the City's appropriations which are restricted by the amounts of anticipated revenues certified by the Budget Commission in accordance with the ORC. Therefore, the City's plans or desires cannot be totally reflected in the original budget. If budgeted revenues are adjusted due to actual activity then the appropriations can be adjusted accordingly.

In the general fund, estimated revenues and other financing sources increased \$678,057. Appropriations were increased by \$471,492 during 2014. Increases to the appropriations were primarily due to increased revenue estimates because of improving income tax receipts. Actual revenues and other financing sources of \$12,287,873 were greater than final budgeted revenues and other financing sources by \$149,117. Actual expenditures and other financing uses of \$12,233,089 came in \$756,157 less than the final budgeted amounts.

CITY OF STEUBENVILLE, OHIO

**MANAGEMENT'S DISCUSSION AND ANALYSIS
FOR THE YEAR ENDED DECEMBER 31, 2014**

Proprietary Funds

The City's proprietary funds provide the same type of information found in the government-wide financial statements for business-type activities, except in more detail. The only difference between the amounts reported as business-type activities and the amounts reported in the proprietary fund statements are interfund eliminations between proprietary funds and internal balances due to governmental activities for internal service activities. The interfund activity reported in the government wide statements are those between business-type activities and governmental activities (reported as internal balances and transfers) whereas interfund amounts between various enterprise funds are reported in the proprietary fund statements, as well as internal balances between the governmental and business-type funds due to the allocation of the internal service fund (reported as internal balances) which are not reported on the proprietary statements.

Capital Assets and Debt Administration

Capital Assets

At the end of 2014, the City had \$95,047,564 (net of accumulated depreciation) invested in land, buildings, improvements, equipment, vehicles, infrastructure and construction in progress. Of this total, \$36,151,578 was reported in governmental activities and \$58,895,986 was reported in business-type activities. Additional details are provided in Note 8 of the notes to the financial statements. The following table shows 2014 balances compared to 2013:

**Capital Assets at December 31
(Net of Depreciation)**

	Governmental Activities		Business-type Activities		Total	
	2014	2013	2014	2013	2014	2013
Land	\$ 469,112	\$ 469,112	\$ 66,000	\$ 66,000	\$ 535,112	\$ 535,112
Construction- in-progress	829,908	2,323,551	632,191	7,170,806	1,462,099	9,494,357
Buildings	5,906,367	6,059,975	28,288,669	22,543,621	34,195,036	28,603,596
Improvements	3,720,157	3,687,559	4,319,697	4,378,345	8,039,854	8,065,904
Equipment	810,845	814,371	553,786	411,334	1,364,631	1,225,705
Vehicles	662,455	559,420	646,280	832,135	1,308,735	1,391,555
Infrastructure	23,752,734	22,155,010	24,389,363	23,981,233	48,142,097	46,136,243
Totals	\$ 36,151,578	\$ 36,068,998	\$ 58,895,986	\$ 59,383,474	\$ 95,047,564	\$ 95,452,472

The City's largest capital asset category is infrastructure which includes roads constructed from 1980 through 2014. These items are immovable and of value only to the City, however, the annual cost of purchasing these items is quite significant. The net book value of the City's infrastructure (cost less accumulated depreciation) represents approximately 65.71% of the City's total governmental capital assets.

The City's business-type infrastructure capital asset category primarily includes water and sewer lines. These items play a vital role in the income producing ability of the business-type activities. The net book value of the City's infrastructure (cost less accumulated depreciation) represents approximately 41.41% of the City's total business-type capital assets.

CITY OF STEUBENVILLE, OHIO

MANAGEMENT'S DISCUSSION AND ANALYSIS
FOR THE YEAR ENDED DECEMBER 31, 2014

Debt Administration

The City had the following long-term obligations outstanding at December 31, 2014 and 2013. Additional details are provided in Note 11 of the notes to the financial statements.

	Governmental Activities	
	<u>2014</u>	<u>2013</u>
Loans payable	\$ 635,663	\$ 731,303
Compensated absences	1,451,871	1,547,161
Bonds payable	4,246,778	3,308,704
Capital lease obligation payable	12,193	16,978
Police and fire pension liability	<u>1,747,475</u>	<u>1,800,249</u>
Total long-term obligations	<u>\$ 8,093,980</u>	<u>\$ 7,404,395</u>

	Business-type Activities	
	<u>2014</u>	<u>2013</u>
OWDA loans	\$ 40,334,486	\$ 41,891,788
OPWC loans	132,697	182,532
Capital lease obligation payable	96,405	-
Landfill closure/postclosure	1,979,502	2,273,673
Compensated absences	179,328	188,148
Loans payable	15,798	30,517
Bonds payable	<u>9,670,814</u>	<u>2,445,137</u>
Total long-term obligations	<u>\$ 52,409,030</u>	<u>\$ 47,011,795</u>

Economic Conditions and Outlook

The unemployment rates as of December 31, 2014 are 5.6% for the United States, 5.1% for the State of Ohio and 6.8% for Jefferson County. The rate for Jefferson County has decreased from 2013, which led to income tax revenue growth. The reduction in local government revenue from the State, and the elimination of the estate tax for 2013, has been a cause for concern. The City received \$472,443 in estate tax revenue in 2013 compared to only \$6,628 in 2014. The City is constantly balancing the fluctuating revenues in the general fund to the services the City provides.

The City continues to grapple with the high cost of providing water and sewer services to its customers while meeting the demands of federal and State environmental authorities. This City has undertaken several projects to improve the City's water and sewer treatment and distribution systems. These projects have been financed through loans obtained through the Ohio Water Development Authority (OWDA) and through the issuance of bonds.

The City has also undertaken several other projects. City also undertook projects for John Scott/Mall Drive improvement, Lovers Lane mall roundabout and resurfacing, a marina observation pier project, Brady/University resurfacing and continuation of the Hot Mix program.

The net result of the above is a more pessimistic outlook than in previous years. Continued diligence to control costs will be practiced by the City to meet its financial projections.

CITY OF STEUBENVILLE, OHIO

**MANAGEMENT'S DISCUSSION AND ANALYSIS
FOR THE YEAR ENDED DECEMBER 31, 2014**

Contacting the City's Financial Management

This financial report is designed to provide our citizens, taxpayers, investors and creditors with a general overview of the City's finances and to show the City's accountability for the money it receives. If you have questions about this report or need additional financial information contact: Mr. David Lewis, Financial Accountant, City of Steubenville, 115 South Third Street, Steubenville, Ohio 43952.

THIS PAGE IS INTENTIONALLY LEFT BLANK

**BASIC
FINANCIAL STATEMENTS**

THIS PAGE IS INTENTIONALLY LEFT BLANK

CITY OF STEUBENVILLE, OHIO

STATEMENT OF NET POSITION
DECEMBER 31, 2014

	Governmental Activities	Business-type Activities	Total
Assets:			
Equity in pooled cash and cash equivalents . . .	\$ 9,770,595	\$ 20,776,232	\$ 30,546,827
Receivables:			
Income taxes	2,864,975	-	2,864,975
Property and other taxes	1,680,554	-	1,680,554
Accounts	70,320	1,371,288	1,441,608
Legal settlement	-	500,000	500,000
Special assessments	130,112	-	130,112
Due from other governments	2,443,250	-	2,443,250
Materials and supplies inventory	262,272	-	262,272
Prepayments	11,241	9,698	20,939
Restricted assets:			
Equity in pooled cash and cash equivalents . . .	-	52,837	52,837
Internal balance	(57,131)	57,131	-
Capital assets:			
Land and construction in progress	1,299,020	698,191	1,997,211
Depreciable capital assets, net	34,852,558	58,197,795	93,050,353
Total capital assets, net	36,151,578	58,895,986	95,047,564
Total assets	53,327,766	81,663,172	134,990,938
Liabilities:			
Accounts payable	27,803	122,281	150,084
Contracts payable	580,732	149,762	730,494
Accrued wages and benefits	155,330	50,976	206,306
Accrued vacation payable	547,421	157,348	704,769
Due to other governments	397,876	132,942	530,818
Accrued interest payable	35,233	12,846	48,079
Claims payable	88,882	-	88,882
Long-term liabilities:			
Due within one year	343,727	2,888,290	3,232,017
Due in more than one year	7,894,621	49,806,202	57,700,823
Total liabilities	10,071,625	53,320,647	63,392,272
Deferred inflows of resources:			
Property taxes levied for the next fiscal year . . .	1,224,940	-	1,224,940
Net position:			
Net investment in capital assets	31,621,010	15,606,124	47,227,134
Restricted for:			
Capital projects	282,850	-	282,850
Street construction, maintenance and repairs . .	1,750,025	-	1,750,025
Community development programs	1,177,269	-	1,177,269
Police programs	32,516	-	32,516
Court programs	108,757	-	108,757
Municipal court improvements	99,258	-	99,258
Other purposes	367,539	-	367,539
Unrestricted	6,591,977	12,736,401	19,328,378
Total net position	\$ 42,031,201	\$ 28,342,525	\$ 70,373,726

SEE ACCOMPANYING NOTES TO THE BASIC FINANCIAL STATEMENTS

CITY OF STEUBENVILLE, OHIO

STATEMENT OF ACTIVITIES
FOR THE YEAR ENDED DECEMBER 31, 2014

	Expenses	Program Revenues		
		Charges for Services and Sales	Operating Grants and Contributions	Capital Grants and Contributions
Governmental activities:				
General government	\$ 2,918,782	\$ 1,039,119	\$ 85,656	\$ -
Security of persons and property	7,038,402	15,614	150,526	-
Public health and welfare	573,512	241,025	5,187	-
Transportation.	3,215,726	124,182	898,835	1,012,314
Community environment	681,418	173,887	460,413	-
Leisure time activity.	796,512	44,536	51,911	217,159
Interest and fiscal charges.	291,849	-	-	-
Total governmental activities	<u>15,516,201</u>	<u>1,638,363</u>	<u>1,652,528</u>	<u>1,229,473</u>
Business-type activities:				
Water.	4,832,198	5,956,995	-	-
Sewer.	4,283,771	3,842,815	-	106,738
Refuse.	1,313,113	2,243,643	-	-
Total business-type activities	<u>10,429,082</u>	<u>12,043,453</u>	<u>-</u>	<u>106,738</u>
Total primary government	<u>\$ 25,945,283</u>	<u>\$ 13,681,816</u>	<u>\$ 1,652,528</u>	<u>\$ 1,336,211</u>

General revenues:

- Property taxes levied for:
 - General purposes
 - Debt service.
- Income taxes levied for:
 - General purposes
 - Street improvements.
 - Equipment improvement.
 - Recreation improvement.
- Other taxes levied for:
 - Hotel occupancy taxes.
- Grants and entitlements not restricted to specific programs
- Investment earnings
- Miscellaneous

Total general revenues

Special item - legal settlement.

Transfers

Change in net position

Net position at beginning of year

Net position at end of year.

SEE ACCOMPANYING NOTES TO THE BASIC FINANCIAL STATEMENTS

**Net (Expense) Revenue
and Changes in Net Position**

Governmental Activities	Business-type Activities	Total
\$ (1,794,007)	\$ -	\$ (1,794,007)
(6,872,262)	-	(6,872,262)
(327,300)	-	(327,300)
(1,180,395)	-	(1,180,395)
(47,118)	-	(47,118)
(482,906)	-	(482,906)
(291,849)	-	(291,849)
<u>(10,995,837)</u>	<u>-</u>	<u>(10,995,837)</u>
-	1,124,797	1,124,797
-	(334,218)	(334,218)
-	930,530	930,530
<u>-</u>	<u>1,721,109</u>	<u>1,721,109</u>
(10,995,837)	1,721,109	(9,274,728)
940,815	-	940,815
203,185	-	203,185
8,376,021	-	8,376,021
703,978	-	703,978
294,506	-	294,506
98,169	-	98,169
396,254	-	396,254
907,314	-	907,314
1,972	-	1,972
386,495	149,043	535,538
<u>12,308,709</u>	<u>149,043</u>	<u>12,457,752</u>
-	3,040,000	3,040,000
90,785	(90,785)	-
1,403,657	4,819,367	6,223,024
<u>40,627,544</u>	<u>23,523,158</u>	<u>64,150,702</u>
<u>\$ 42,031,201</u>	<u>\$ 28,342,525</u>	<u>\$ 70,373,726</u>

CITY OF STEUBENVILLE, OHIO

BALANCE SHEET
GOVERNMENTAL FUNDS
DECEMBER 31, 2014

	<u>General</u>	<u>.7% City Income Tax Street Improvement</u>	<u>Other Governmental Funds</u>	<u>Total Governmental Funds</u>
Assets:				
Equity in pooled cash and cash equivalents . . .	\$ 3,713,653	\$ 1,828,641	\$ 3,929,457	\$ 9,471,751
Receivables:				
Income taxes	2,521,957	219,215	123,803	2,864,975
Real and other taxes	1,411,491	-	269,063	1,680,554
Accounts	70,320	-	-	70,320
Special assessments	-	-	130,112	130,112
Due from other governments	427,801	550,755	1,464,694	2,443,250
Prepayments	10,148	-	1,093	11,241
Materials and supplies inventory	209,582	-	52,690	262,272
Total assets	<u>\$ 8,364,952</u>	<u>\$ 2,598,611</u>	<u>\$ 5,970,912</u>	<u>\$ 16,934,475</u>
Liabilities:				
Accounts payable	\$ 21,413	\$ 709	\$ 5,681	\$ 27,803
Contracts payable	-	580,732	-	580,732
Accrued wages and benefits	151,980	-	3,350	155,330
Due to other governments	385,072	4,530	8,274	397,876
Total liabilities	<u>558,465</u>	<u>585,971</u>	<u>17,305</u>	<u>1,161,741</u>
Deferred inflows of resources:				
Property taxes levied for the next fiscal year . . .	1,014,647	-	210,293	1,224,940
Delinquent property tax revenue not available . .	379,828	-	53,097	432,925
Special assessments revenue not available . . .	-	-	130,112	130,112
Income tax revenue not available	2,301,476	214,140	123,803	2,639,419
Intergovernmental revenue not available	374,435	68,161	1,389,973	1,832,569
Miscellaneous revenue not available	73,066	-	916	73,982
Total deferred inflows of resources	<u>4,143,452</u>	<u>282,301</u>	<u>1,908,194</u>	<u>6,333,947</u>
Fund balances:				
Nonspendable	245,030	-	53,783	298,813
Restricted	-	-	2,751,828	2,751,828
Committed	-	1,730,339	1,239,802	2,970,141
Assigned	1,520,850	-	-	1,520,850
Unassigned	1,897,155	-	-	1,897,155
Total fund balances	<u>3,663,035</u>	<u>1,730,339</u>	<u>4,045,413</u>	<u>9,438,787</u>
Total liabilities, deferred inflows of resources and fund balances	<u>\$ 8,364,952</u>	<u>\$ 2,598,611</u>	<u>\$ 5,970,912</u>	<u>\$ 16,934,475</u>

SEE ACCOMPANYING NOTES TO THE BASIC FINANCIAL STATEMENTS

CITY OF STEUBENVILLE, OHIO

RECONCILIATION OF TOTAL GOVERNMENTAL FUND BALANCES TO
NET POSITION OF GOVERNMENTAL ACTIVITIES
DECEMBER 31, 2014

Total governmental fund balances		\$	9,438,787
<i>Amounts reported for governmental activities on the statement of net position are different because:</i>			
Capital assets used in governmental activities are not financial resources and therefore are not reported in the funds.			36,151,578
Other long-term assets are not available to pay for current-period expenditures and therefore are deferred inflows in the funds.			
Income taxes receivable	\$	2,639,419	
Property and other taxes receivable		436,587	
Accounts receivable		70,320	
Intergovernmental receivable		1,832,569	
Special assessments receivable		130,112	
Total		5,109,007	5,109,007
The internal service fund is used by management to charge the costs of health insurance to individual funds. The assets and liabilities of the internal service fund are included in governmental activities on the statement of net position. The net position of the internal service fund, including internal balances of (\$57,131), are:			152,831
Interest is accrued on outstanding loans and bonds on the statement of net position whereas in governmental funds, interest expenditures are reported when due.			(35,233)
Unamortized premiums on bond issuances are not recognized in the funds.			(144,368)
Vacation is accrued for leave accrued on the statement of net position, whereas in the funds, vacation leave expenditures are reported when taken.			(547,421)
Long-term liabilities, including bonds payable, are not due and payable in the current period and therefore are not reported in the funds.			
Compensated absences		1,451,871	
Police and fire pension liability		1,747,475	
Capital lease payable		12,193	
General obligation bonds payable		4,246,778	
Loans payable		635,663	
Total		(8,093,980)	(8,093,980)
Net position of governmental activities		\$	42,031,201

SEE ACCOMPANYING NOTES TO THE BASIC FINANCIAL STATEMENTS

CITY OF STEUBENVILLE, OHIO

STATEMENT OF REVENUES, EXPENDITURES AND CHANGES IN FUND BALANCES
GOVERNMENTAL FUNDS
FOR THE YEAR ENDED DECEMBER 31, 2014

	<u>General</u>	<u>.7% City Income Tax Street Improvement</u>	<u>Other Governmental Funds</u>	<u>Total Governmental Funds</u>
Revenues:				
Municipal income taxes	\$ 8,391,450	\$ 713,870	\$ 400,000	\$ 9,505,320
Property and other taxes.	1,312,576	-	312,065	1,624,641
Charges for services.	45,926	758	5,954	52,638
Licenses and permits	687,375	115,019	91,181	893,575
Fines and forfeitures	334,475	-	47,622	382,097
Intergovernmental.	959,062	2,802,465	1,720,626	5,482,153
Special assessments	-	-	96,479	96,479
Investment income.	1,967	-	15	1,982
Rental income	118,643	-	11,000	129,643
Contributions and donations.	10,320	-	1,070	11,390
Other	340,661	6,755	27,603	375,019
Total revenues	<u>12,202,455</u>	<u>3,638,867</u>	<u>2,713,615</u>	<u>18,554,937</u>
Expenditures:				
Current:				
General government	2,569,187	-	127,624	2,696,811
Security of persons and property	7,002,308	-	2,879	7,005,187
Public health and welfare.	547,569	-	92,426	639,995
Transportation	867,966	137,701	513,004	1,518,671
Community environment	70,570	-	429,605	500,175
Leisure time activity	381,384	-	109,261	490,645
Capital outlay	-	1,544,658	1,056,228	2,600,886
Debt service:				
Principal retirement.	57,559	43,386	142,254	243,199
Interest and fiscal charges	77,122	21,940	140,549	239,611
Bond issuance costs	-	-	25,712	25,712
Total expenditures	<u>11,573,665</u>	<u>1,747,685</u>	<u>2,639,542</u>	<u>15,960,892</u>
Excess of revenues over expenditures.	<u>628,790</u>	<u>1,891,182</u>	<u>74,073</u>	<u>2,594,045</u>
Other financing sources (uses):				
Bond issuance.	-	-	1,000,000	1,000,000
Sale of capital assets.	1,156	-	-	1,156
Transfers in	-	-	52,993	52,993
Transfers (out).	(52,993)	-	-	(52,993)
Premium on bond issuance	-	-	31,224	31,224
Total other financing sources (uses)	<u>(51,837)</u>	<u>-</u>	<u>1,084,217</u>	<u>1,032,380</u>
Net change in fund balances	576,953	1,891,182	1,158,290	3,626,425
Fund balances (deficit) at beginning of year .	<u>3,086,082</u>	<u>(160,843)</u>	<u>2,887,123</u>	<u>5,812,362</u>
Fund balances at end of year	<u>\$ 3,663,035</u>	<u>\$ 1,730,339</u>	<u>\$ 4,045,413</u>	<u>\$ 9,438,787</u>

SEE ACCOMPANYING NOTES TO THE BASIC FINANCIAL STATEMENTS

CITY OF STEUBENVILLE, OHIO

RECONCILIATION OF THE STATEMENT OF REVENUES, EXPENDITURES AND CHANGES
IN FUND BALANCES OF GOVERNMENTAL FUNDS TO THE STATEMENT OF ACTIVITIES
FOR THE YEAR ENDED DECEMBER 31, 2014

Net change in fund balances - total governmental funds	\$	3,626,425
<i>Amounts reported for governmental activities in the statement of activities are different because:</i>		
Governmental funds report capital outlays as expenditures. However, in the statement of activities, the cost of those assets is allocated over their estimated useful lives as depreciation expense. This is the amount by which capital outlays exceeds depreciation expense in the current period.		
Capital asset additions	\$ 2,340,972	
Current year depreciation	(2,258,392)	
Total		82,580
Revenues in the statement of activities that do not provide current financial resources are not reported as revenues in the funds.		
Income taxes	(32,646)	
Property and other taxes	(84,387)	
Licenses and permits revenue	(1,680)	
Intergovernmental revenues	(1,693,918)	
Special assessments	85,611	
Total		(1,727,020)
Proceeds of bonds are reported as an other financing source in the governmental funds, however, in the statement of activities, they are not reported as revenues as they increase the liabilities on the statement of net position.		
		(1,000,000)
Repayment of bond, loan and lease principal is an expenditure in the governmental funds, but the repayment reduces long-term liabilities on the statement of net position.		
		243,199
Premiums on general obligation bonds are recognized as other financing sources in the governmental funds, however, they are amortized over the life of the issuance in the statement of activities.		
		(31,224)
In the statement of activities, interest is accrued on outstanding bonds and loans, whereas in governmental funds, an interest expenditure is reported when due.		
Increase in accrued interest payable	(2,908)	
Accreted interest on capital appreciation bonds	(28,074)	
Amortization of bond premiums	4,456	
Total		(26,526)
In the statement of activities, vacation leave is accrued when earned, whereas in governmental funds, an expenditure is reported when vacation leave is taken.		
		34,252
Some expenses reported in the statement of activities, such as compensated absences, do not require the use of current financial resources and therefore are not reported as expenditures in governmental funds.		
		95,290
The internal service fund used by management to charge the costs of insurance to individual funds is not reported in the government-wide statement of activities. Governmental fund expenditures and the related internal service fund revenues are eliminated. The net revenue (expense) of the internal service fund, including internal balances of (\$48,038), is allocated among the governmental activities		
		106,681
Change in net position of governmental activities	\$	1,403,657

SEE ACCOMPANYING NOTES TO THE BASIC FINANCIAL STATEMENTS

CITY OF STEUBENVILLE, OHIO

STATEMENT OF REVENUES, EXPENDITURES AND CHANGES IN
 FUND BALANCE - BUDGET AND ACTUAL (NON-GAAP BUDGETARY BASIS)
 GENERAL FUND
 FOR THE YEAR ENDED DECEMBER 31, 2014

	<u>Budgeted Amounts</u>		<u>Actual</u>	<u>Variance with Final Budget Positive (Negative)</u>
	<u>Original</u>	<u>Final</u>		
Revenues:				
Municipal income taxes	\$ 7,878,816	\$ 8,331,237	\$ 8,436,905	\$ 105,668
Property and other taxes.	1,213,715	1,295,584	1,311,178	15,594
Charges for services.	42,000	46,268	45,926	(342)
Licenses and permits	681,885	674,555	687,375	12,820
Fines and forfeitures	339,000	322,716	334,475	11,759
Intergovernmental.	776,077	957,293	956,425	(868)
Investment income.	600	600	1,967	1,367
Rental income	120,650	120,650	118,643	(2,007)
Contributions and donations.	-	8,990	10,320	1,330
Other	330,000	329,707	333,503	3,796
Total revenues	<u>11,382,743</u>	<u>12,087,600</u>	<u>12,236,717</u>	<u>149,117</u>
Expenditures:				
Current:				
General government	3,865,107	3,850,446	3,438,086	412,360
Security of persons and property	6,315,212	6,571,337	6,518,813	52,524
Public health and welfare.	555,318	594,200	539,817	54,383
Transportation	1,285,228	1,224,448	1,058,042	166,406
Community environment	65,309	67,162	65,033	2,129
Leisure time activity	431,580	437,367	370,252	67,115
Total expenditures	<u>12,517,754</u>	<u>12,744,960</u>	<u>11,990,043</u>	<u>754,917</u>
Excess (deficiency) of revenues over (under) expenditures.	<u>(1,135,011)</u>	<u>(657,360)</u>	<u>246,674</u>	<u>904,034</u>
Other financing sources (uses):				
Sale of capital assets.	-	1,156	1,156	-
Transfers in	77,956	50,000	50,000	-
Transfers (out).	-	(244,286)	(243,046)	1,240
Total other financing sources (uses)	<u>77,956</u>	<u>(193,130)</u>	<u>(191,890)</u>	<u>1,240</u>
Net change in fund balances	(1,057,055)	(850,490)	54,784	905,274
Fund balances at beginning of year	1,940,526	1,940,526	1,940,526	-
Prior year encumbrances appropriated	367,439	367,439	367,439	-
Fund balance at end of year	<u>\$ 1,250,910</u>	<u>\$ 1,457,475</u>	<u>\$ 2,362,749</u>	<u>\$ 905,274</u>

SEE ACCOMPANYING NOTES TO THE BASIC FINANCIAL STATEMENTS

CITY OF STEUBENVILLE, OHIO

STATEMENT OF NET POSITION
 PROPRIETARY FUNDS
 DECEMBER 31, 2014

	Business-type Activities - Enterprise Funds				Governmental Activities - Internal Service Fund
	Water	Sewer	Refuse	Total	
Assets:					
Current assets:					
Equity in pooled cash and cash equivalents . . .	\$ 6,151,974	\$ 9,778,600	\$ 4,845,658	\$ 20,776,232	\$ 298,844
Receivables:					
Accounts	710,670	485,046	175,572	1,371,288	-
Legal settlement	500,000	-	-	500,000	-
Prepayments	2,557	4,584	2,557	9,698	-
Restricted assets:					
Equity in pooled cash and cash equivalents . . .	-	-	52,837	52,837	-
Total current assets	<u>7,365,201</u>	<u>10,268,230</u>	<u>5,076,624</u>	<u>22,710,055</u>	<u>298,844</u>
Noncurrent assets:					
Capital assets:					
Land and construction in progress	397,614	270,577	30,000	698,191	-
Depreciable capital assets, net.	38,571,901	19,214,886	411,008	58,197,795	-
Total capital assets, net.	<u>38,969,515</u>	<u>19,485,463</u>	<u>441,008</u>	<u>58,895,986</u>	<u>-</u>
Total assets	<u>46,334,716</u>	<u>29,753,693</u>	<u>5,517,632</u>	<u>81,606,041</u>	<u>298,844</u>
Liabilities:					
Current liabilities:					
Accounts payable	58,140	61,511	2,630	122,281	-
Contracts payable	107,976	41,786	-	149,762	-
Accrued wages and benefits	14,388	22,989	13,599	50,976	-
Due to other governments	42,761	53,229	36,952	132,942	-
Accrued vacation payable	54,630	67,593	35,125	157,348	-
Accrued interest payable	7,851	4,995	-	12,846	-
Current portion of compensated absences	14,238	7,256	4,019	25,513	-
Current portion of OPWC loans	26,820	-	-	26,820	-
Current portion of OWDA loans	1,788,352	381,209	-	2,169,561	-
Current portion of general obligation bonds . .	196,250	148,750	-	345,000	-
Current portion of revenue bonds	89,930	-	101,521	191,451	-
Current portion of landfill closure/postclosure .	-	-	91,000	91,000	-
Current portion of loans payable	-	15,798	-	15,798	-
Current portion of capital lease obligations . . .	23,147	-	-	23,147	-
Claims payable	-	-	-	-	88,882
Total current liabilities	<u>2,424,483</u>	<u>805,116</u>	<u>284,846</u>	<u>3,514,445</u>	<u>88,882</u>
Long-term liabilities:					
Compensated absences	45,770	71,680	36,365	153,815	-
OWDA loans payable	24,542,947	13,621,978	-	38,164,925	-
OPWC loans payable	105,877	-	-	105,877	-
General obligation bonds payable	3,442,987	4,912,475	-	8,355,462	-
Revenue bonds payable	282,186	678,000	104,177	1,064,363	-
Capital lease obligations payable	73,258	-	-	73,258	-
Landfill closure/postclosure	-	-	1,888,502	1,888,502	-
Total long-term liabilities	<u>28,493,025</u>	<u>19,284,133</u>	<u>2,029,044</u>	<u>49,806,202</u>	<u>-</u>
Total liabilities	<u>30,917,508</u>	<u>20,089,249</u>	<u>2,313,890</u>	<u>53,320,647</u>	<u>88,882</u>
Net position:					
Net investment in capital assets	10,942,347	4,428,467	235,310	15,606,124	-
Unrestricted	4,474,861	5,235,977	2,968,432	12,679,270	209,962
Total net position	<u>\$ 15,417,208</u>	<u>\$ 9,664,444</u>	<u>\$ 3,203,742</u>	<u>28,285,394</u>	<u>\$ 209,962</u>
Adjustment to reflect the consolidation of the internal service funds activities related to enterprise funds.				57,131	
Net position of business-type activities				<u>\$ 28,342,525</u>	

SEE ACCOMPANYING NOTES TO THE BASIC FINANCIAL STATEMENTS

CITY OF STEUBENVILLE, OHIO

STATEMENT OF REVENUES, EXPENSES AND
CHANGES IN NET POSITION
PROPRIETARY FUNDS
FOR THE YEAR ENDED DECEMBER 31, 2014

	Business-type Activities - Enterprise Funds				Governmental
	Water	Sewer	Refuse	Total	Activities - Internal Service Fund
Operating revenues:					
Charges for services	\$ 5,956,995	\$ 3,842,815	\$ 2,243,643	\$ 12,043,453	\$ 1,276,590
Other operating revenues	23,309	880	415	24,604	-
Total operating revenues.	<u>5,980,304</u>	<u>3,843,695</u>	<u>2,244,058</u>	<u>12,068,057</u>	<u>1,276,590</u>
Operating expenses:					
Personal services	1,290,415	1,420,401	709,367	3,420,183	-
Contract services.	-	-	312,490	312,490	-
Maintenance and operations.	1,223,545	1,572,033	194,180	2,989,758	25
Depreciation.	1,223,010	599,100	97,690	1,919,800	-
Claims expense	-	-	-	-	1,121,846
Total operating expenses.	<u>3,736,970</u>	<u>3,591,534</u>	<u>1,313,727</u>	<u>8,642,231</u>	<u>1,121,871</u>
Operating income	<u>2,243,334</u>	<u>252,161</u>	<u>930,331</u>	<u>3,425,826</u>	<u>154,719</u>
Nonoperating revenues (expenses):					
Interest and fiscal charges	(1,045,886)	(608,086)	(4,962)	(1,658,934)	-
Gain on change in estimate for landfill	-	-	124,439	124,439	-
Bond issuance costs.	(69,938)	(106,017)	-	(175,955)	-
Total nonoperating revenues (expenses)	<u>(1,115,824)</u>	<u>(714,103)</u>	<u>119,477</u>	<u>(1,710,450)</u>	<u>-</u>
Income before capital contributions, transfers and special items.	1,127,510	(461,942)	1,049,808	1,715,376	154,719
Transfer out	-	(106,385)	-	(106,385)	-
Special item - legal settlement.	3,040,000	-	-	3,040,000	-
Capital contributions.	-	122,338	-	122,338	-
Change in net position	<u>4,167,510</u>	<u>(445,989)</u>	<u>1,049,808</u>	<u>4,771,329</u>	<u>154,719</u>
Net position at beginning of year	<u>11,249,698</u>	<u>10,110,433</u>	<u>2,153,934</u>		<u>55,243</u>
Net position at end of year	<u>\$ 15,417,208</u>	<u>\$ 9,664,444</u>	<u>\$ 3,203,742</u>		<u>\$ 209,962</u>
Adjustment to reflect the consolidation of internal service funds activities related to enterprise funds.				<u>48,038</u>	
Change in net position of business-type activities.				<u>\$ 4,819,367</u>	

SEE ACCOMPANYING NOTES TO THE BASIC FINANCIAL STATEMENTS

THIS PAGE IS INTENTIONALLY LEFT BLANK

CITY OF STEUBENVILLE, OHIO

STATEMENT OF CASH FLOWS
 PROPRIETARY FUNDS
 FOR THE YEAR ENDED DECEMBER 31, 2014

	Business-type Activities - Enterprise Funds				Governmental
	Water	Sewer	Refuse	Total	Activities - Internal Service Fund
Cash flows from operating activities:					
Cash received from charges for services	\$ 5,772,249	\$ 3,894,273	\$ 2,231,563	\$ 11,898,085	\$ 1,276,590
Cash received from other operations	23,309	880	415	24,604	-
Cash payments for personal services	(1,329,550)	(1,393,358)	(715,699)	(3,438,607)	-
Cash payments for contractual services	-	-	(306,235)	(306,235)	-
Cash payments for maintenance and operations.	(1,447,567)	(1,594,079)	(193,158)	(3,234,804)	(25)
Cash payments for claims	-	-	-	-	(1,115,983)
Net cash provided by operating activities	<u>3,018,441</u>	<u>907,716</u>	<u>1,016,886</u>	<u>4,943,043</u>	<u>160,582</u>
Cash flows from capital and related financing activities:					
Acquisition of capital assets	(640,718)	(844,278)	-	(1,484,996)	-
Cash received from OPWC grant	-	106,738	-	106,738	-
Cash used for landfill closure/postclosure	-	-	(169,732)	(169,732)	-
Principal retirement on OPWC loans	(26,820)	(23,015)	-	(49,835)	-
Principal retirement on OWDA loans	(1,726,339)	(351,271)	-	(2,077,610)	-
Principal retirement on loans	-	(14,719)	-	(14,719)	-
Principal retirement on revenue bonds	(87,884)	(70,000)	(74,439)	(232,323)	-
Principal retirement on G.O. bonds	(54,000)	(66,000)	-	(120,000)	-
Principal retirement on capital lease	(25,750)	-	-	(25,750)	-
Loan issuance	-	520,308	-	520,308	-
Cash received from legal settlement	2,540,000	-	-	2,540,000	-
Cash received from sale of G.O. bonds	2,926,849	4,189,822	-	7,116,671	-
Cash received from sale of revenue bond	-	748,000	-	748,000	-
Interest and fiscal charges	(1,113,419)	(711,316)	(4,962)	(1,829,697)	-
Net cash provided by (used in) capital and related financing activities	<u>1,791,919</u>	<u>3,484,269</u>	<u>(249,133)</u>	<u>5,027,055</u>	<u>-</u>
Net increase in cash and cash equivalents	4,810,360	4,391,985	767,753	9,970,098	160,582
Cash and cash equivalents at beginning of year	<u>1,341,614</u>	<u>5,386,615</u>	<u>4,130,742</u>	<u>10,858,971</u>	<u>138,262</u>
Cash and cash equivalents at end of year	<u>\$ 6,151,974</u>	<u>\$ 9,778,600</u>	<u>\$ 4,898,495</u>	<u>\$ 20,829,069</u>	<u>\$ 298,844</u>

- - Continued

CITY OF STEUBENVILLE, OHIO

STATEMENT OF CASH FLOWS
 PROPRIETARY FUNDS (CONTINUED)
 FOR THE YEAR ENDED DECEMBER 31, 2014

	<u>Business-type Activities - Enterprise Funds</u>				<u>Governmental Activities - Internal Service Fund</u>
	<u>Water</u>	<u>Sewer</u>	<u>Refuse</u>	<u>Total</u>	
Reconciliation of operating income to net cash provided by operating activities:					
Operating income	\$ 2,243,334	\$ 252,161	\$ 930,331	\$ 3,425,826	\$ 154,719
Adjustments:					
Depreciation	1,223,010	599,100	97,690	1,919,800	-
Changes in assets and liabilities:					
Decrease (increase) in accounts receivable	(184,746)	51,458	(12,080)	(145,368)	-
Increase in prepayments	(218)	(631)	(218)	(1,067)	-
Increase (decrease) in accounts payable.	(224,068)	(21,525)	1,382	(244,211)	-
Increase (decrease) in accrued wages.	(1,951)	3,906	1,882	3,837	-
Increase (decrease) in intergovernmental payable.	(5,080)	4,051	7,618	6,589	-
Increase (decrease) in compensated absences payable	(14,910)	12,378	(6,288)	(8,820)	-
Increase (decrease) in accrued vacation payable .	(16,930)	6,818	(3,431)	(13,543)	-
Increase in claims payable	-	-	-	-	5,863
Net cash provided by operating activities	<u>\$ 3,018,441</u>	<u>\$ 907,716</u>	<u>\$ 1,016,886</u>	<u>\$ 4,943,043</u>	<u>\$ 160,582</u>

SEE ACCOMPANYING NOTES TO THE BASIC FINANCIAL STATEMENTS

Non-cash transactions:

During 2014, the water fund entered into a capital lease agreement in the amount of \$122,155.
 At December 31, 2014, the water fund purchased \$107,976 in capital assets on account.
 At December 31, 2013, the water fund purchased \$45,188 in capital assets on account.
 At December 31, 2014, the sewer fund purchased \$41,786 in capital assets on account.
 At December 31, 2013, the sewer fund purchased \$188,628 in capital assets on account.
 During 2014, the sewer fund received \$15,600 in capital contributions from governmental activities.
 During 2014, the sewer fund provided \$106,385 in capital contributions to governmental activities.

CITY OF STEUBENVILLE, OHIO

**STATEMENT OF FIDUCIARY ASSETS AND LIABILITIES
FIDUCIARY FUNDS
DECEMBER 31, 2014**

	<u>Agency</u>
Assets:	
Equity in pooled cash and cash equivalents.	\$ 393,731
Cash in segregated accounts.	<u>26,191</u>
Total assets	<u>\$ 419,922</u>
Liabilities:	
Deposits held and due to others.	\$ 393,731
Undistributed monies	<u>26,191</u>
Total liabilities.	<u>\$ 419,922</u>

SEE ACCOMPANYING NOTES TO THE BASIC FINANCIAL STATEMENTS

CITY OF STEUBENVILLE, OHIO

NOTES TO THE BASIC FINANCIAL STATEMENTS FOR THE YEAR ENDED DECEMBER 31, 2014

NOTE 1 - DESCRIPTION OF THE CITY

The City of Steubenville, (the “City”), is a body politic and corporate established for the purpose of exercising the rights and privileges conveyed to it by the constitution and laws of the State of Ohio.

Beginning June 1, 1984, the City has operated under a council-manager form of government as provided by 705.51 to 705.60, Ohio Revised Code, inclusive. The powers and functions of the municipal governments are distributed among the municipality, its citizens, the various officers, boards, and commissions. The Mayor is the official head of the municipality for ceremonial purposes. Administration is not part of the duties of the Mayor. The City Council is composed of seven members, six of whom are elected by their respective electors within their designated wards. The Councilman at large, the seventh member of Council, is elected by the voters of the City at large. The City Council, by a majority vote, appoints the administrative City Manager.

The charter created two administrative departments: the Department of Finance and the Department of Law. The Directors of these departments are appointed by the City Manager and are approved by the Council.

Several board and commissions that serve the citizens of the City in various capacities are an integral part of the municipality’s government. The boards and commissions include: Civil Service Commission, Planning and Zoning Commission, Board of Engineering and Building Appeals, Parks and Recreation Board and the Board of Health. All members of these boards and commissions are appointed by the Mayor and are approved by Council.

NOTE 2 - SUMMARY OF SIGNIFICANT ACCOUNTING POLICIES

The financial statements of the City have been prepared in conformity with accounting principles generally accepted in the United States of America (GAAP) as applied to local governmental units. The Governmental Accounting Standards Board (GASB) is the accepted standard-setting body for establishing governmental accounting and financial principles. The City’s significant accounting policies are described below.

A. Reporting Entity

For financial reporting purposes, the City’s financial statements includes all funds, agencies, boards, commissions, and departments for which the City is financially accountable. Component units are legally separate organizations for which the City is financially accountable. Financial accountability, as defined by the GASB, exists if the City appoints a voting majority of an organization’s Governing Board and is either able to impose its will on that organization or there is a potential for the organization to provide specific financial benefits to, or impose specific burdens on, the City. The City may also be financially accountable for governmental organizations with a separately elected Governing Board, a Governing Board appointed by another government, or a jointly appointed Board that is fiscally dependent on the City. The City also took into consideration other organizations for which the nature and significance of their relationship with the City are such that exclusion would cause the City’s financial statements to be misleading or incomplete. Based upon the application of these criteria, the City has no component units.

CITY OF STEUBENVILLE, OHIO

NOTES TO THE BASIC FINANCIAL STATEMENTS
FOR THE YEAR ENDED DECEMBER 31, 2014

NOTE 2 - SUMMARY OF SIGNIFICANT ACCOUNTING POLICIES - (Continued)

The primary government of the City consists of all funds, agencies, departments and offices that are not legally separate from the City. The primary government includes the City departments and agencies that provide the following services: police and fire protection, planning, zoning, refuse collection, street maintenance and repairs, community development, public health and welfare, parks and recreation and water and sewer utilities. The preceding financial statements include all funds of the City (the primary government).

The following organizations are described due to their relationship with the City.

JOINTLY GOVERNED ORGANIZATIONS

Jefferson County Regional Planning Commission: The City participates in the Jefferson County Regional Planning Commission (the Commission) which is a statutorily created political subdivision of the State of Ohio under Ohio Revised Code Chapter 713. The Commission is jointly governed among Jefferson County and municipalities and townships within Jefferson County. The Commission includes the three Jefferson County Commissioners, fourteen municipal mayors, fourteen township trustees, and six non-governmental representatives appointed by the member governments. Each member's control over the operation of the Commission is limited to its representation on the Board.

The Commission makes studies, maps, plans, recommendations and reports concerning the physical, environment, social, economic and governmental functions and services of Jefferson County and applies for Community Development Block Grants on behalf of member governments. The Board exercises total control of the budgeting, appropriation, contracting and management. The City contributed a fee of \$125 in 2014. Continued existence of the Commission is not dependent on the continued participation of the City. Complete financial statements can be obtained from the Jefferson County Regional Planning Commission, Steubenville, Ohio.

Jefferson County Family and Children First Council: The Jefferson County Family and Children First Council (the Council) is a jointly governed organization created under Ohio Revised Code Section 121.37. The Council is currently governed by a 24 member Board, which includes the Health Commissioner of the City of Steubenville. During 2014, the City made no contributions to the Council. Continued existence of the Council is not dependent on the City's continued participation.

Jefferson County Port Authority: The Jefferson County Port Authority (the "Authority") was created in April 2012 and is a jointly governed organization between Jefferson County, the City of Steubenville and the Jefferson County Regional Planning Commission. The Authority was established pursuant to Ohio Revised Code Section 4582.21. The purpose of the Authority is to enhance, foster, aid, provide or promote transportation, economic development, housing, recreation, education, governmental operations, culture, research and the creation and preservation of jobs and employment opportunities.

The Authority is governed by a Board consisting of nine appointed members, four appointed by Jefferson County, four appointed by the City of Steubenville, and one appointed by the Jefferson County Regional Planning Commission.

CITY OF STEUBENVILLE, OHIO

NOTES TO THE BASIC FINANCIAL STATEMENTS
FOR THE YEAR ENDED DECEMBER 31, 2014

NOTE 2 - SUMMARY OF SIGNIFICANT ACCOUNTING POLICIES - (Continued)

B. Basis of Presentation - Fund Accounting

The City's financial statements consist of government-wide statements, including a statement of net position and a statement of activities and fund financial statements which provide a more detailed level of financial information.

Government-wide Financial Statements - The statement of net position and the statement of activities display information about the City as a whole. These statements include the financial activities of the primary government, except for fiduciary funds. The activities of the internal service fund are eliminated to avoid "doubling up" revenues and expenses. The statements distinguish between those activities of the City that are governmental and those that are considered business-type activities.

The statement of net position presents the financial condition of the governmental and business-type activities of the City at year end. The statement of activities presents a comparison between direct expenses and program revenues for each program or function of the City's governmental activities and for the business-type activities of the City. Direct expenses are those that are specifically associated with a service, program or department and therefore clearly identifiable to a particular function. Program revenues include charges paid by the recipient of the goods or services offered by the program, grants and contributions that are restricted to meeting the operational or capital requirements of a particular program and interest earned on grants that is required to be used to support a particular program. Revenues which are not classified as program revenues are presented as general revenues of the City, with certain limited exceptions. The comparison of direct expenses with program revenues identifies the extent to which each business segment or governmental functions are self-financing or draw from the general revenues of the City.

Fund Financial Statements - During the year, the City segregates transactions related to certain City functions or activities in separate funds in order to aid financial management and to demonstrate legal compliance. Fund financial statements are designed to present financial information of the City at this more detailed level. The focus of governmental and proprietary fund financial statements is on major funds. Each major fund is presented in a separate column. Nonmajor funds are aggregated and presented in a single column. The internal service fund is presented in a single column on the face of the proprietary fund statements. Fiduciary funds are reported by type.

C. Fund Accounting

The City uses funds to maintain its financial records during the year. A fund is defined as a fiscal and accounting entity with a self balancing set of accounts. There are three categories of funds: governmental, proprietary and fiduciary.

Governmental Funds - Governmental funds are those through which most governmental functions typically are financed. Governmental fund reporting focuses on the sources, uses and balances of current financial resources. Expendable assets are assigned to the various governmental funds according to the purposes for which they may or must be used. Current liabilities are assigned to the fund from which they will be paid. The difference between governmental fund assets plus deferred outflows and liabilities plus deferred inflows is reported as fund balance. The following are the City's major governmental funds:

General fund - The general fund is used to account for and report all financial resources not accounted for and reported in another fund. The general fund balance is available for any purpose provided it is expended or transferred according to the general laws of Ohio.

CITY OF STEUBENVILLE, OHIO

NOTES TO THE BASIC FINANCIAL STATEMENTS
FOR THE YEAR ENDED DECEMBER 31, 2014

NOTE 2 - SUMMARY OF SIGNIFICANT ACCOUNTING POLICIES - (Continued)

.7% City income tax - street improvement fund - The .7% city income tax - street improvement fund is used to account for income tax revenue committed for, and grants restricted for, improvement of streets within the City.

Other governmental funds of the City are used to account for (a) financial resources that are restricted, committed, or assigned to expenditures for capital outlays including the acquisition or construction of capital facilities and other capital assets, (b) specific revenue sources that are restricted or committed to an expenditure for specified purposes other than debt service or capital projects and (c) financial resources that are restricted, committed, or assigned to expenditure for principal and interest.

Proprietary Funds - Proprietary fund reporting focuses on changes in net position, financial position and cash flows. Proprietary funds are classified as either enterprise funds or internal service funds.

Enterprise funds - The enterprise funds may be used to account for any activity for which a fee is charged to external users for goods or services. The following are the City's major enterprise funds:

Water fund - This fund accounts for the provision of water treatment and distribution to its residential and commercial users located within the City.

Sewer fund - This fund accounts for the provision of sanitary sewer service to the residents and commercial users located within the City.

Refuse fund - This fund accounts for the operations providing refuse waste removal to the residents and commercial users located with the City.

Internal service fund - The internal service fund accounts for the financing of services provided by one department or agency to other departments or agencies of the City on a cost-reimbursement basis. The City's internal service fund reports on the activity of the centralized City self-insurance health program.

Fiduciary Funds - Fiduciary fund reporting focuses on net position and changes in net position. The fiduciary fund category is split into four classifications: pension trust funds, investment trust funds, private-purpose trust funds and agency funds. Trust funds are used to account for assets held by the City under a trust agreement for individuals, private organizations, or other governments and are therefore not available to support the City's own programs. Agency funds are custodial in nature (assets equal liabilities) and do not involve measurement of results of operations. The City's only fiduciary funds are agency funds, which are primarily to account for Municipal Court activity and for funds held in trust for deposits.

D. Measurement Focus and Basis of Accounting

Government-wide Financial Statements - The government-wide financial statements are prepared using the economic resources measurement focus. All assets, deferred outflows, liabilities and deferred inflows associated with the operation of the City are included on the statement of net position.

CITY OF STEUBENVILLE, OHIO

NOTES TO THE BASIC FINANCIAL STATEMENTS
FOR THE YEAR ENDED DECEMBER 31, 2014

NOTE 2 - SUMMARY OF SIGNIFICANT ACCOUNTING POLICIES - (Continued)

Fund Financial Statements - All governmental funds are accounted for using a flow of current financial resources measurement focus. With this measurement focus, only current assets and current liabilities generally are included on the balance sheet. The statement of revenues, expenditures and changes in fund balances reports on the sources (i.e., revenues and other financing sources) and uses (i.e., expenditures and other financing uses) of current financial resources. This approach differs from the manner in which the governmental activities of the government-wide financial statements are prepared. Governmental fund financial statements therefore include a reconciliation with brief explanations to better identify the relationship between the government-wide statements and the financial statements for governmental funds.

Like the government-wide statements, all proprietary funds are accounted for on a flow of economic resources measurement focus. All assets, deferred inflows, liabilities and deferred outflows associated with the operation of these funds are included on the statement of net position. The statement of changes in fund net position presents increases (i.e., revenues) and decreases (i.e., expenses) in total net position. The statement of cash flows provides information about how the City finances and meets the cash flow needs of its proprietary activities.

E. Basis of Accounting

Basis of accounting determines when transactions are recorded in the financial records and reported on the financial statements. Government-wide financial statements are prepared using the accrual basis of accounting. Governmental funds use the modified accrual basis of accounting. Proprietary and fiduciary funds also use the accrual basis of accounting. Differences in the accrual and modified accrual basis of accounting arise in the recognition of revenue, the recording of deferred inflows and in the presentation of expenses versus expenditures.

Revenues - Exchange and Nonexchange Transactions - Revenues resulting from exchange transactions, in which each party gives and receives essentially equal value, are recorded on the accrual basis when the exchange takes place. On a modified accrual basis, revenue is recorded in the fiscal year in which the resources are measurable and become available. Available means that the resources will be collected within the current fiscal year or are expected to be collected soon enough thereafter to be used to pay liabilities of the current fiscal year. For the City, available means expected to be received within thirty-one days of year end.

Nonexchange transactions, in which the City receives value without directly giving equal value in return, include income taxes, property taxes, grants, entitlements and donations. On an accrual basis, revenue from income taxes is recognized in the period in which the income is earned (See Note 6.B.). Revenue from property taxes is recognized in the year for which the taxes are levied (See Note 6.A.). Revenue from grants, entitlements and donations is recognized in the year in which all eligibility requirements have been satisfied. Eligibility requirements include timing requirements, which specify the year when the resources are required to be used or the year when use is first permitted, matching requirements, in which the City must provide local resources to be used for a specified purpose, and expenditure requirements, in which the resources are provided to the City on a reimbursement basis. On a modified accrual basis, revenue from nonexchange transactions must also be available before it can be recognized.

Under the modified accrual basis, the following revenue sources are considered to be both measurable and available at year end: income tax, State-levied locally shared taxes (including gasoline tax, local government funds and permissive tax), fines and forfeitures and licenses and permits and fees.

CITY OF STEUBENVILLE, OHIO

NOTES TO THE BASIC FINANCIAL STATEMENTS
FOR THE YEAR ENDED DECEMBER 31, 2014

NOTE 2 - SUMMARY OF SIGNIFICANT ACCOUNTING POLICIES - (Continued)

Deferred Inflows of Resources and Deferred Outflows of Resources - A deferred inflow of resources is an acquisition of net position by the City that is applicable to a future reporting period. A deferred outflow of resources is a consumption of net position by the City that is applicable to a future reporting period.

Property taxes for which there is an enforceable legal claim as of December 31, 2014, but which were levied to finance year 2015 operations, and other revenues received in advance of the year for which they were intended to finance, have been recorded as deferred inflows. Income taxes, payment in lieu of taxes and grants not received within the available period, grants and entitlements received before the eligibility requirements are met, and delinquent property taxes due at December 31, 2014, are recorded as deferred inflows on the governmental fund financial statements.

On governmental fund financial statements, receivables that will not be collected within the available period have been reported as deferred inflows of resources.

Expenses/Expenditures - On the accrual basis of accounting, expenses are recognized at the time they are incurred.

The measurement focus of governmental fund accounting is on decreases in net financial resources (expenditures) rather than expenses. Expenditures are generally recognized in the accounting period in which the related fund liability is incurred, if measurable. Allocations of cost, such as depreciation and amortization, are not recognized in governmental funds.

F. Budgetary Data

The budgetary process is prescribed by provisions of the Ohio Revised Code and entails the preparation of budgetary documents within an established timetable. The major documents prepared are the tax budget, the certificate of estimated resources and the appropriations resolution, all of which are prepared on the budgetary basis of accounting. The certificate of estimated resources and the appropriations ordinance are subject to amendment throughout the year with the legal restriction that appropriations cannot exceed estimated resources, as certified. The legal level of budgetary control is by office, department, and division, and within each, appropriated for personal services. Budgetary modifications may only be made by resolution of the City Council at the legal level of budgetary control.

Tax Budget - During the first Council meeting in July, the Finance Director presents the annual operating budget for the following fiscal year to City Council for consideration and passage. The adopted budget is submitted to the County Auditor, as Secretary of the County Budget Commission, by July 20 of each year, for the period January 1 to December 31 of the following year.

Estimated Resources - The County Budget Commission determines if the budget substantiates a need to levy all or part of previously authorized taxes and reviews estimated revenue. The Commission certifies its actions to the City by September 1. As part of this certification, the City receives the official certificate of estimated resources, which states the projected revenue of each fund. On or before December 31, the City must revise its budget so that the total contemplated expenditures from any fund during the ensuing fiscal year will not exceed the amount available as stated in the certificate of estimated resources. The revised budget then serves as the basis for the annual appropriations measure. On or about January 1, the certificate of estimated resources is amended to include unencumbered cash balances at December 31 of the preceding year.

CITY OF STEUBENVILLE, OHIO

NOTES TO THE BASIC FINANCIAL STATEMENTS
FOR THE YEAR ENDED DECEMBER 31, 2014

NOTE 2 - SUMMARY OF SIGNIFICANT ACCOUNTING POLICIES - (Continued)

The certificate of estimated resources may be amended during the year if projected increases or decreases in revenue are identified by the Finance Director. The amounts reported as the original budgeted amounts on the budgetary statements reflect the amounts on the certificate of estimated resources when the original appropriations were adopted. The amounts reported as the final budgeted amounts on the budgetary statements reflect the amounts on the amended certificate of estimated resources at the time final appropriations were adopted.

Appropriations - A temporary appropriation ordinance to control expenditures may be passed on or about January 1 of each year for the period January 1 to March 31. An annual appropriation ordinance must be passed by April 1 of each year for the period January 1 to December 31. The appropriation ordinance fixes spending authority at the legal level of budgetary control. The appropriation ordinance may be amended during the year as new information becomes available, provided that total fund appropriations do not exceed current estimated resources, as certified. The amounts reported as the original budgeted amounts reflect the first appropriation resolution for the fund that covers the entire year, including amounts automatically carried forward from prior years. The amounts reported as the final budgeted amounts represent the final appropriation amounts passed by Council during the year.

Lapsing of Appropriations - At the close of each year, the unencumbered balance of each appropriation reverts to the respective fund from which it was appropriated and becomes subject to future appropriations. Encumbrances are carried forward and are not reappropriated as part of the subsequent year appropriations.

G. Cash and Cash Equivalents

To improve cash management, cash received by the City is pooled. Monies for all funds are maintained in this pool. Individual fund integrity is maintained through the City's records. Each fund's interest in the pool is presented as "equity in pooled cash and cash equivalents" on the financial statements.

Under existing Ohio statutes all investment earnings are assigned to the general fund unless statutorily required to be credited to a specific fund. During 2014, interest revenue credited to the general fund amounted to \$1,967, which includes \$1,770 assigned from other City funds.

For purpose of the statement of cash flows and for presentation on the statement of net position, investments of the cash management pool and investments with original maturities of three months or less at the time they are purchased by the City are considered to be cash equivalents. Investments with an initial maturity of more than three months are reported as investments, to the extent that the investment was purchased from a specific fund.

The City has segregated bank accounts for Municipal Court monies held separate from the City's central bank account. These interest bearing depository accounts are presented on the financial statements as "cash in segregated accounts" since they are not required to be deposited into the City treasury.

An analysis of the City's depository accounts at year-end is provided in Note 4.

CITY OF STEUBENVILLE, OHIO

NOTES TO THE BASIC FINANCIAL STATEMENTS
FOR THE YEAR ENDED DECEMBER 31, 2014

NOTE 2 - SUMMARY OF SIGNIFICANT ACCOUNTING POLICIES - (Continued)

H. Inventories of Materials and Supplies

On government-wide and fund financial statements, purchased inventories are presented at the lower of cost or market. Inventories are recorded on a first-in, first-out basis and are expensed when used. Inventories are accounted for using the consumption method.

On the fund financial statements, reported material and supplies inventory is equally offset as a component of nonspendable fund balance in the governmental funds which indicates that it does not constitute available spendable resources even though it is a component of net current assets.

Inventory consists of expendable supplies held for consumption.

I. Capital Assets

General capital assets are those assets not specifically related to activities reported in the proprietary funds. These assets generally result from expenditures in the governmental funds. These assets are reported in the governmental activities column of the government-wide statement of net position, but are not reported in the fund financial statements. Capital assets utilized by the proprietary funds are reported both in the business-type activities column of the government-wide statement of net position and in the respective funds.

All capital assets are capitalized at cost (or estimated historical cost) and updated for additions and retirements during the year. Donated capital assets are recorded at their fair market values as of the date received. The City maintains a capitalization threshold of \$5,000. The City's infrastructure consists of streets, irrigation systems, traffic lights, and water and sewer lines. Improvements are capitalized; the costs of normal maintenance and repairs that do not add to the value of the asset or materially extend an asset's life are not. Interest incurred during the construction of capital assets is also capitalized for business-type activities.

All reported capital assets are depreciated except for land and construction in progress. Improvements are depreciated over the remaining useful lives of the related capital assets. Useful lives for infrastructure were estimated based on the City's historical records of necessary improvements and replacement. Depreciation is computed using the straight-line method over the following useful lives:

<u>Description</u>	<u>Governmental Activities Estimated Lives</u>	<u>Business-type Activities Estimated Lives</u>
Improvements	10 - 15 years	10 - 15 years
Buildings	50 years	50 years
Equipment	10 - 20 years	10 - 20 years
Vehicles	5 - 20 years	5 - 20 years
Infrastructure:		
Sewer and water lines	N/A	50 years
Roads, traffic lights	10 - 65 years	10 - 65 years

CITY OF STEUBENVILLE, OHIO

NOTES TO THE BASIC FINANCIAL STATEMENTS
FOR THE YEAR ENDED DECEMBER 31, 2014

NOTE 2 - SUMMARY OF SIGNIFICANT ACCOUNTING POLICIES - (Continued)

J. Compensated Absences

Compensated absences of the City consist of sick leave to the extent that payment to the employee for these absences is attributable to services already rendered and are not contingent on a specific event that is outside the control of the City and the employee. Vacation earned in the current year must be used by December 31 of the following year.

In conformity with GASB Statement No. 16, "Accounting for Compensated Absences", vacation benefits are accrued as a liability as the benefits are earned if the employees' rights to receive compensation are attributable to services already rendered and it is probable that the City will compensate the employees for the benefits through paid time off or some other means. Sick leave benefits are accrued as a liability using the vesting method. The liability is based on the sick leave accumulated at December 31 by those employees who are currently eligible to receive termination (severance) payments and by those employees for whom it is probable they will become eligible to receive termination (severance) benefits in the future.

The total liability for sick leave payments has been calculated using pay rates in effect at the financial statement date, and reduced to the maximum payment allowed by labor contract and/or statute, plus applicable additional salary related payments. City employees are granted sick leave in varying amounts. In the event of termination, an employee is reimbursed for accumulated sick leave at various rates.

The entire compensated absence liability is reported on the government-wide financial statements.

On governmental fund financial statements, compensated absences are recognized as liabilities and expenditures to the extent payments come due each period upon the occurrence of employee resignations and retirements. These amounts are recorded in the account "matured compensated absences payable" in the fund from which the employees who have accumulated leave are paid. The noncurrent portion of the liability is not reported. For proprietary funds, the entire amount of compensated absences is reported as a fund liability.

K. Prepaid Items

Prepayments made to vendors for services that will benefit future periods beyond December 31, 2014 are recorded as prepaid items using the consumption method by recording a current asset for the prepaid amount and reflecting the expenditure/expense in the year in which it was consumed.

L. Accrued Liabilities and Long-Term Obligations

All payables, accrued liabilities and long-term obligations are reported in the government-wide financial statements, and all payables, accrued liabilities and long-term obligations payable from proprietary funds are reported on the proprietary fund financial statements.

In general, governmental fund payables and accrued liabilities that, once incurred, are paid in a timely manner and in full from current financial resources are reported as obligations of the funds. However, claims and judgments and compensated absences that will be paid from governmental funds are reported as a liability in the fund financial statements only to the extent that they are due for payment during the current year.

CITY OF STEUBENVILLE, OHIO

NOTES TO THE BASIC FINANCIAL STATEMENTS
FOR THE YEAR ENDED DECEMBER 31, 2014

NOTE 2 - SUMMARY OF SIGNIFICANT ACCOUNTING POLICIES - (Continued)

M. Fund Balance

Fund balance is divided into five classifications based primarily on the extent to which the City is bound to observe constraints imposed upon the use of the resources in the governmental funds. The classifications are as follows:

Nonspendable - The nonspendable fund balance classification includes amounts that cannot be spent because they are not in spendable form or legally required to be maintained intact. The “not in spendable form” criterion includes items that are not expected to be converted to cash.

Restricted - Fund balance is reported as restricted when constraints are placed on the use of resources that are either externally imposed by creditors (such as through debt covenants), grantors, contributors, or laws or regulations of other governments, or imposed by law through constitutional provisions or enabling legislation.

Committed - The committed fund balance classification includes amounts that can be used only for the specific purposes imposed by a formal action (ordinance) of City Council (the highest level of decision making authority). Those committed amounts cannot be used for any other purpose unless City Council removes or changes the specified use by taking the same type of action (ordinance) it employed to previously commit those amounts. Committed fund balance also incorporates contractual obligations to the extent that existing resources in the fund have been specifically committed for use in satisfying those contractual requirements.

Assigned - Amounts in the assigned fund balance classification are intended to be used by the City for specific purposes but do not meet the criteria to be classified as restricted nor committed. City Council has by resolution authorized the finance director to assign fund balance. City Council may also assign fund balance as it does when appropriating fund balance to cover a gap between estimated revenue and appropriations in the subsequent year’s appropriated budget. Unlike commitments, assignments generally only exist temporarily. In other words, an additional action does not normally have to be taken for the removal of an assignment. Conversely, as discussed above, an additional action is essential to either remove or revise a commitment.

Unassigned - Unassigned fund balance is the residual classification for the general fund and includes all spendable amounts not contained in the other classifications. In other governmental funds, the unassigned classification is only used to report a deficit fund balance resulting from overspending for specific purposes for which amounts had been restricted, committed, or assigned.

The City applies restricted resources first when expenditures are incurred for purposes for which restricted and unrestricted (committed, assigned, and unassigned) fund balance is available. Similarly, within unrestricted fund balance, committed amounts are reduced first followed by assigned, and then unassigned amounts when expenditures are incurred for purposes for which amounts in any of the unrestricted fund balance classifications could be used.

N. Extraordinary and Special Items

Extraordinary items are transactions or events that are both unusual in nature and infrequent in occurrence. Special items are transactions or events that are within the control of Council and that are either unusual in nature or infrequent in occurrence. During 2014, the City had a special item for legal settlement revenue in the water fund. See Note 21 for detail on the legal settlement. The City had no extraordinary items during 2014.

CITY OF STEUBENVILLE, OHIO

**NOTES TO THE BASIC FINANCIAL STATEMENTS
FOR THE YEAR ENDED DECEMBER 31, 2014**

NOTE 2 - SUMMARY OF SIGNIFICANT ACCOUNTING POLICIES - (Continued)

O. Estimates

The preparation of the financial statements in conformity with GAAP requires management to make estimates and assumptions that affect the amounts reported in the financial statements and accompanying notes. Actual results may differ from those estimates.

P. Interfund Activity

Transfers between governmental and business-type activities on the governmental-wide statements are reported in the same manner as general revenues.

Exchange transactions between funds are reported as revenues in the seller funds and as expenditures/expenses in the purchaser funds. Flows of cash or goods from one fund to another without a requirement for repayment are reported as interfund transfers. Interfund transfers are reported as other financing sources/uses in governmental funds and after non-operating revenues/expense in proprietary funds. Repayments from funds responsible for particular expenditures/expenses to the funds that initially paid for them are not presented on the financial statements.

Q. Net Position

Net position represents the difference between assets and deferred outflows and liabilities and deferred inflows. The net position component "net investment in capital assets," consists of capital assets, net of accumulated depreciation, reduced by the outstanding balances of any borrowing used for the acquisition, construction or improvement of those assets. Deferred outflows of resources and deferred inflows of resources that are attributable to the acquisition, construction or improvement of those assets or related debt also should be included in this component of net position. Net position is reported as restricted when there are limitations imposed on its use either through the enabling legislation adopted by the City or through external restrictions imposed by creditors, grantors or laws or regulations of other governments.

The City applies restricted resources first when an expense is incurred for purposes for which both restricted and unrestricted net position is available.

R. Operating Revenues and Expenses

Operating revenues are those revenues that are generated directly from the primary activity of the proprietary funds. For the City, these revenues are charges for services for the water, sewer and refuse enterprise funds and charges for services to other departments for the self-insurance internal service fund. Operating expenses are necessary costs incurred to provide the good or service that are the primary activity of the fund.

S. Unamortized Bond Premiums

Bond premiums are amortized over the term of the bonds using the straight-line method. Bond premiums are presented as an addition to the face amount of the bonds.

On the fund financial statements, bond premiums are recognized in the current period. The reconciliation between the bond's face value and the amount reported on the statement of net position is presented in Note 11.

CITY OF STEUBENVILLE, OHIO

NOTES TO THE BASIC FINANCIAL STATEMENTS
FOR THE YEAR ENDED DECEMBER 31, 2014

NOTE 2 - SUMMARY OF SIGNIFICANT ACCOUNTING POLICIES - (Continued)

T. Interfund Balances

On fund financial statements, receivables and payables resulting from short-term interfund loans are classified as “interfund loans receivable/payable”. Receivables and payables for services provided by one fund to another fund are classified as “due to/from other funds.” These amounts are eliminated in the governmental and business-type activities columns of the statement of net position, except for any net residual amounts due between governmental and business-type activities, which are presented as internal balances. The City had no interfund balances at December 31, 2014.

U. Restricted Assets

Assets are reported as restricted when limitations on their use change the nature or normal understanding of the availability of the asset. Such constraints are either externally imposed by creditors, contributors, grantors or laws of other governments, or are imposed by law through constitutional provisions or enabling legislation.

Certain resources set aside for the payment of landfill closure and post-closure costs are classified as restricted assets on the financial statements because their use is limited by a legal settlement.

NOTE 3 - ACCOUNTABILITY AND COMPLIANCE

Change in Accounting Principles

For 2014, the City has implemented GASB Statement No. 69, “Government Combinations and Disposals of Government Operations” and GASB Statement No. 70, “Accounting and Financial Reporting for Nonexchange Financial Guarantees”.

GASB Statement No. 69 establishes accounting and financial reporting standards related to government combinations and disposals of government operations. The Statement improves the decision usefulness of financial reporting by requiring that disclosures be made by governments about combination arrangements in which they engage and for disposals of government operations. The implementation of GASB Statement No. 69 did not have an effect on the financial statements of the City.

GASB Statement No. 70 improves the recognition, measurement, and disclosures for state and local governments that have extended or received financial guarantees that are nonexchange transactions. The implementation of GASB Statement No. 70 did not have an effect on the financial statements of the City.

NOTE 4 - DEPOSITS AND INVESTMENTS

State statutes classify monies held by the City into three categories.

Active deposits are public deposits necessary to meet current demands on the treasury. Such monies must be maintained either as cash in the City treasury, in commercial accounts payable or withdrawable on demand, including negotiable order of withdrawal (NOW) accounts, or in money market deposit accounts.

Inactive deposits are public deposits that the City Council has identified as not required for use within the current five year period of designation of depositories. Inactive deposits must either be evidenced by certificates of deposit maturing not later than the end of the current period of designation of depositories, or by savings or deposit accounts including, but not limited to, passbook accounts.

CITY OF STEUBENVILLE, OHIO

NOTES TO THE BASIC FINANCIAL STATEMENTS
FOR THE YEAR ENDED DECEMBER 31, 2014

NOTE 4 - DEPOSITS AND INVESTMENTS - (Continued)

Interim deposits are deposits of interim monies. Interim monies are those monies which are not needed for immediate use, but which will be needed before the end of the current period of designation of depositories.

Interim deposits must be evidenced by time certificates of deposit maturing not more than one year from the date of deposit or by savings or deposit accounts including passbook accounts.

Interim monies may be deposited or invested in the following securities:

1. United States Treasury Notes, Bills, Bonds, or any other obligation or security issued by the United States Treasury or any other obligation guaranteed as to principal and interest by the United States;
2. Bonds, notes, debentures, or any other obligations or securities issued by any federal government agency or instrumentality, including, but not limited to, the Federal National Mortgage Association, Federal Home Loan Bank, Federal Farm Credit Bank, Federal Home Loan Mortgage Corporation, Government National Mortgage Association, and Student Loan Marketing Association. All federal agency securities shall be direct issuances of federal government agencies or instrumentalities;
3. Written repurchase agreements in the securities listed above provided that the market value of the securities subject to the repurchase agreement must exceed the principal value of the agreement by at least two percent and be marked to market daily, and that the term of the agreement must not exceed thirty days;
4. Bonds and other obligations of the State of Ohio;
5. No-load money market mutual funds consisting exclusively of obligations described in items (1) or (2) above and repurchase agreements secured by such obligations, provided that investments in securities described in this division are made only through eligible institutions;
6. The State Treasurer's investment pool State Treasury Asset Reserve of Ohio (STAR Ohio);
7. Certain banker's acceptance and commercial paper notes for a period not to exceed one hundred eighty days from the purchase date in an amount not to exceed twenty-five percent of the interim monies available for investment at any one time; and,
8. Under limited circumstances, corporate debt interests rated in either of the two highest classifications by at least two nationally recognized rating agencies.

The City may also invest any monies not required to be used for a period of six months or more in the following:

1. Bonds of the State of Ohio;
2. Bonds of any municipal corporation, village, county, township, or other political subdivision of this State, as to which there is no default of principal interest, or coupons; and,
3. Obligations of the City.

CITY OF STEUBENVILLE, OHIO

NOTES TO THE BASIC FINANCIAL STATEMENTS
FOR THE YEAR ENDED DECEMBER 31, 2014

NOTE 4 - DEPOSITS AND INVESTMENTS - (Continued)

Protection of the City's deposits is provided by the Federal Deposit Insurance Corporation (FDIC), by eligible securities pledged by the financial institution as security for repayment, by surety company bonds deposited with the Finance Director by the financial institution or by a single collateral pool established by the financial institution to secure the repayment of all public monies deposited with the institution.

Investments in stripped principal or interest obligations, reverse repurchase agreements and derivatives are prohibited. The issuance of taxable notes for the purpose of arbitrage, the use of leverage and short selling are also prohibited. An investment must mature within five years from the date of purchase unless matched to a specific obligation or debt of the City, and must be purchased with the expectation that it will be held to maturity. Investments may only be made through specified dealers and institutions. Payment for investments may be made only upon delivery of the securities representing the investments to the Finance Director or, if the securities are not represented by a certificate, upon receipt of confirmation of transfer from the custodian.

A. Cash in Segregated Accounts

At year end, the City had \$26,191 deposited with a financial institution for monies related to the Municipal Court which is reported as an agency fund. The entire balance is covered by the FDIC. The amount is not included in the City's depository balance below.

B. Deposits with Financial Institutions

At December 31, 2014, the carrying amount of all City deposits was \$30,993,395. Based on the criteria described in GASB Statement No. 40, "Deposits and Investment Risk Disclosures", as of December 31, 2014, \$29,540,247 of the City's bank balance of \$30,931,391 was exposed to custodial risk as discussed below, while \$1,391,144 was covered by the FDIC.

Custodial credit risk is the risk that, in the event of bank failure, the City's deposits may not be returned. All deposits are collateralized with eligible securities in amounts equal to at least 105% of the carrying value of the deposits. Such collateral, as permitted by the Ohio Revised Code, is held in single financial institution collateral pools at Federal Reserve Banks, or at member banks of the federal reserve system, in the name of the respective depository bank and pledged as a pool of collateral against all of the public deposits it holds or as specific collateral held at the Federal Reserve Bank in the name of the City. The City has no deposit policy for custodial credit risk beyond the requirements of State statute. Although the securities were held by the pledging institutions' trust department and all statutory requirements for the deposit of money had been followed, noncompliance with federal requirements could potentially subject the City to a successful claim by the FDIC.

C. Reconciliation of Cash and Cash Equivalents to the Statement of Net Position

The following is a reconciliation of cash as reported in the note above to cash as reported on the statement of net position as of December 31, 2014:

<u>Cash and cash equivalents per note</u>	
Carrying amount of deposits	\$ 30,993,395
Cash in segregated accounts	<u>26,191</u>
Total	<u>\$ 31,019,586</u>

CITY OF STEUBENVILLE, OHIO

NOTES TO THE BASIC FINANCIAL STATEMENTS
FOR THE YEAR ENDED DECEMBER 31, 2014

NOTE 4 - DEPOSITS AND INVESTMENTS - (Continued)

<u>Cash and cash equivalents per statement of net position</u>	
Governmental activities	\$ 9,770,595
Business type activities	20,829,069
Agency funds	<u>419,922</u>
Total	<u>\$ 31,019,586</u>

NOTE 5 - INTERFUND TRANSACTIONS

Interfund transfers for the year ended December 31, 2014, consisted of the following, as reported on the fund financial statements:

<u>Transfers to nonmajor governmental funds from:</u>	
General fund	\$ 52,993

Transfers are used to (1) move revenues from the fund that statute or budget required to collect them to the fund that statute or budget requires to expend them, (2) move receipts restricted to debt service from the funds collecting the receipts to the debt service fund as debt service payments become due, and (3) use unrestricted revenues collected in the general fund to finance various programs accounted for in other funds in accordance with budgetary authorizations.

Interfund transfers between governmental funds are eliminated on the government-wide financial statements.

During 2014, the sewer fund transferred a capital asset with a book value of \$106,385 to the governmental activities.

NOTE 6 - TAXES

A. Property Taxes

Property taxes include amounts levied against all real and public utility property located in the City. Taxes collected from real property taxes (other than public utility) in one calendar year are levied in the preceding calendar year on the assessed value as of January 1 of that preceding year, the lien date. Assessed values are established by the County Auditor at 35 percent of appraised market value. All property is required to be revaluated every six years. Real property taxes are payable annually or semi-annually. If paid annually, payment is due December 31; if paid semi-annually, the first payment is due December 31, with the remainder payable by June 20. Under certain circumstances, State statute permits later payment dates to be established.

Public utility real and tangible personal property taxes collected in one calendar year are levied in the preceding calendar year on assessed values determined as of December 31 of the second year preceding the tax collection year, the lien date. Public utility tangible personal property is assessed at varying percentages of true value; public utility real property is assessed at 35 percent of true value. 2014 public utility property taxes became a lien December 31, 2013, are levied after October 1, 2014, and are collected in 2015 with real property taxes. Public utility property taxes are payable on the same dates as real property taxes described previously.

CITY OF STEUBENVILLE, OHIO

NOTES TO THE BASIC FINANCIAL STATEMENTS
FOR THE YEAR ENDED DECEMBER 31, 2014

NOTE 6 - TAXES - (Continued)

The County Treasurer collects property taxes on behalf of all taxing districts in the County, including the City of Steubenville. The County Auditor periodically remits to the City its portion of the taxes collected. Property taxes receivable represents real property taxes, public utility taxes, delinquent tangible personal property taxes and other outstanding delinquencies which are measurable as of December 31, 2014 and for which there is an enforceable legal claim. In the governmental funds, the current portion receivable has been offset by a deferred inflow since the current taxes were not levied to finance 2014 operations and the collection of delinquent taxes has been offset by deferred inflow since the collection of the taxes during the available period is not subject to reasonable estimation. On a full accrual basis, collectible delinquent property taxes have been recorded as a receivable and revenue while on a modified accrual basis the revenue is a deferred inflow.

The full tax rate for all City operations for the year ended December 31, 2014 was \$8.20 per \$1,000 of assessed value. The assessed values of real and public utility property upon which 2014 property tax receipts were based are as follows:

<u>Real property</u>	
Residential/agricultural	\$ 148,777,360
Commercial/industrial/mineral	75,178,450
 <u>Public utility</u>	
Real	58,840
Personal	<u>14,191,520</u>
Total assessed value	<u>\$ 238,206,170</u>

B. Municipal Income Tax

The City’s municipal income tax of 2.0 percent is levied on gross salaries, wages and other personal service compensation earned by residents both in and out of the City and on the earnings of nonresidents (except certain transients) earned in the City. This tax also applies to net income of business organizations within the City. Residents of the City are allowed a credit for all income taxes paid to other municipalities up to 100% of the City’s current rate.

Employers within the City are required to withhold income tax on employee earnings and remit the tax to the Regional Income Tax Agency (RITA) at least quarterly. Corporations and other individual taxpayers are required to pay their estimated tax at least quarterly and file a final return annually. The income tax is collected by RITA and remitted to the City monthly.

Municipal income taxes are allocated by City ordinance as follows: 100% of the original one percent of the City income tax is for the general fund; .7% of the second one percent is allocated in various amounts to the general, street improvement, equipment and recreation funds; and .3% of this second one percent is allocated in various amounts to the general and street improvement funds.

CITY OF STEUBENVILLE, OHIO

**NOTES TO THE BASIC FINANCIAL STATEMENTS
FOR THE YEAR ENDED DECEMBER 31, 2014**

NOTE 7 - RECEIVABLES

Receivables at December 31, 2014 consisted of taxes, accounts (billings for user charged services), intergovernmental receivables arising from grants, entitlements, special assessments and legal settlement. Receivables have been recorded to the extent that they are measurable at December 31, 2014.

A summary of the items of receivables reported on the statement of net position follows:

Governmental activities:

Income taxes	\$	2,864,975
Property and other taxes		1,680,554
Accounts		70,320
Special assessments		130,112
Due from other governments		2,443,250

Business-type activities:

Accounts		1,371,288
Legal settlement		500,000

Receivables have been disaggregated on the face of the financial statements. All receivables are expected to be collected within the subsequent year, with the exception of special assessments which will be collected over the life of the assessment.

CITY OF STEUBENVILLE, OHIO

NOTES TO THE BASIC FINANCIAL STATEMENTS
FOR THE YEAR ENDED DECEMBER 31, 2014

NOTE 8 - CAPITAL ASSETS

Capital asset activity for the year ended December 31, 2014, was as follows:

<u>Governmental activities:</u>	<u>Balance</u> <u>12/31/13</u>	<u>Additions</u>	<u>Disposals</u>	<u>Balance</u> <u>12/31/14</u>
<i>Capital assets, not being depreciated:</i>				
Land	\$ 469,112	\$ -	\$ -	\$ 469,112
Construction in progress	<u>2,323,551</u>	<u>1,542,252</u>	<u>(3,035,895)</u>	<u>829,908</u>
Total capital assets, not being depreciated	<u>2,792,663</u>	<u>1,542,252</u>	<u>(3,035,895)</u>	<u>1,299,020</u>
<i>Capital assets, being depreciated:</i>				
Buildings	7,926,176	-	-	7,926,176
Improvements	5,864,262	314,131	-	6,178,393
Equipment	1,868,456	136,897	(14,000)	1,991,353
Vehicles	4,052,229	266,595	(127,892)	4,190,932
Infrastructure	<u>46,965,985</u>	<u>3,116,992</u>	<u>-</u>	<u>50,082,977</u>
Total capital assets, being depreciated	<u>66,677,108</u>	<u>3,834,615</u>	<u>(141,892)</u>	<u>70,369,831</u>
<i>Less: accumulated depreciation:</i>				
Buildings	(1,866,201)	(153,608)	-	(2,019,809)
Improvements	(2,176,703)	(281,533)	-	(2,458,236)
Equipment	(1,054,085)	(140,423)	14,000	(1,180,508)
Vehicles	(3,492,809)	(163,560)	127,892	(3,528,477)
Infrastructure	<u>(24,810,975)</u>	<u>(1,519,268)</u>	<u>-</u>	<u>(26,330,243)</u>
Total accumulated depreciation	<u>(33,400,773)</u>	<u>(2,258,392)</u>	<u>141,892</u>	<u>(35,517,273)</u>
Total capital assets, being depreciated, net	<u>33,276,335</u>	<u>1,576,223</u>	<u>-</u>	<u>34,852,558</u>
Governmental activities capital assets, net	<u>\$ 36,068,998</u>	<u>\$ 3,118,475</u>	<u>\$ (3,035,895)</u>	<u>\$ 36,151,578</u>

CITY OF STEUBENVILLE, OHIO

NOTES TO THE BASIC FINANCIAL STATEMENTS
FOR THE YEAR ENDED DECEMBER 31, 2014

NOTE 8 - CAPITAL ASSETS - (Continued)

<u>Business-type activities:</u>	<u>Balance</u> <u>12/31/13</u>	<u>Additions</u>	<u>Disposals</u>	<u>Balance</u> <u>12/31/14</u>
<i>Capital assets, not being depreciated:</i>				
Land	\$ 66,000	\$ -	\$ -	\$ 66,000
Construction in progress	<u>7,170,806</u>	<u>1,063,206</u>	<u>(7,601,821)</u>	<u>632,191</u>
Total capital assets, not being depreciated	<u>7,236,806</u>	<u>1,063,206</u>	<u>(7,601,821)</u>	<u>698,191</u>
<i>Capital assets, being depreciated:</i>				
Buildings	31,285,548	6,622,904	-	37,908,452
Improvements	4,583,745	33,875	-	4,617,620
Equipment	767,800	203,004	-	970,804
Vehicles	2,353,844	6,734	(19,929)	2,340,649
Infrastructure	<u>28,070,906</u>	<u>1,104,410</u>	<u>-</u>	<u>29,175,316</u>
Total capital assets, being depreciated	<u>67,061,843</u>	<u>7,970,927</u>	<u>(19,929)</u>	<u>75,012,841</u>
<i>Less: accumulated depreciation:</i>				
Buildings	(8,741,927)	(877,856)	-	(9,619,783)
Improvements	(205,400)	(92,523)	-	(297,923)
Equipment	(356,466)	(60,552)	-	(417,018)
Vehicles	(1,521,709)	(192,589)	19,929	(1,694,369)
Infrastructure	<u>(4,089,673)</u>	<u>(696,280)</u>	<u>-</u>	<u>(4,785,953)</u>
Total accumulated depreciation	<u>(14,915,175)</u>	<u>(1,919,800)</u>	<u>19,929</u>	<u>(16,815,046)</u>
Total capital assets, being depreciated, net	<u>52,146,668</u>	<u>6,051,127</u>	<u>-</u>	<u>58,197,795</u>
Business-type activities capital assets, net	<u>\$ 59,383,474</u>	<u>\$ 7,114,333</u>	<u>\$ (7,601,821)</u>	<u>\$ 58,895,986</u>

CITY OF STEUBENVILLE, OHIO

NOTES TO THE BASIC FINANCIAL STATEMENTS
FOR THE YEAR ENDED DECEMBER 31, 2014

NOTE 8 - CAPITAL ASSETS - (Continued)

Depreciation expense was charged to functions/programs of the City as follows:

Governmental activities:

General government	\$ 180,273
Security of persons and property	165,793
Transportation	1,587,122
Community environment	9,279
Leisure time activity	<u>315,925</u>
Total depreciation expense - governmental activities	<u>\$ 2,258,392</u>

Business-type activities:

Water	\$ 1,223,010
Sewer	599,100
Refuse	<u>97,690</u>
Total depreciation expense - business-type activities	<u>\$ 1,919,800</u>

NOTE 9 - OTHER EMPLOYEE BENEFITS

Compensated Absences

Vacation - Employees earn vacation leave at varying rates based upon length of service. Vacation earned in any one year must be used within the following year with no carryover. At time of separation employees are entitled to any earned and unused vacation leave.

Sick leave - Sick leave is accrued according to contracts. Members of AFSCME, police and non-union personnel are credited with 120 hours at the beginning of each year and fire department personnel are credited with 168 hours. There is no limit to the amount employees can accumulate during their service time with the City. Upon termination, an employee with less than 10 years is entitled to 25% of accumulated sick hours. An employee with 10 years or more is entitled to 50% of accumulated sick hours. For AFSCME union members and non-union personnel there is a limit of 2,000 hours of accumulated sick hours that can be paid; police and fire personnel have no limit that can be paid. The total obligation for sick leave accrual for the City as a whole as of December 31, 2014 was \$1,631,199.

CITY OF STEUBENVILLE, OHIO

NOTES TO THE BASIC FINANCIAL STATEMENTS
FOR THE YEAR ENDED DECEMBER 31, 2014

NOTE 10 - LEASES

In prior years, the City entered into capitalized lease agreements for copiers. In 2014, the City entered into a capitalized lease agreement for an excavator. The lease for copiers is recorded in the governmental activities and the lease for the excavator is recorded in the business-type activities. These lease agreements meet the criteria of a capital lease as defined by generally accepted accounting principles, which defines a capital lease generally as one which transfers benefits and risks of ownership to the lessee. Capital lease payments have been reclassified and are reflected as debt service expenditures in the governmental funds. These expenditures are reported as function expenditures on the budgetary statements.

For the copiers, general capital assets consisting of equipment have been capitalized in the statement of net position in the amount of \$24,995. This amount represents the present value of the minimum lease payments at the time of acquisition. Accumulated depreciation as of December 31, 2014 was \$12,498, leaving a current book value of \$12,497. A corresponding liability was recorded in the statement of net position. Principal payments in 2014 totaled \$4,785 paid by the general fund.

For the excavator, capital assets consisting of equipment have been capitalized in the statement of net position in the amount of \$122,155. This amount represents the present value of the minimum lease payments at the time of acquisition. Accumulated depreciation as of December 31, 2014 was \$5,429, leaving a current book value of \$116,726. A corresponding liability was recorded in the statement of net position. Principal payments in 2014 totaled \$25,750 paid by the water fund.

The following is a schedule of the future long-term minimum lease payments required under the capital lease and the present value of the minimum lease payments as of December 31, 2014:

Year Ended December 31,	Governmental Activities Copiers <u>Amount</u>	Business-type Activities Excavator <u>Amount</u>
2015	\$ 5,951	\$ 25,750
2016	5,951	25,750
2017	1,488	25,749
2018	<u>-</u>	<u>25,750</u>
Total	13,390	102,999
Less: amount representing interest	<u>(1,197)</u>	<u>(6,594)</u>
Present value of net minimum lease payments	<u>\$ 12,193</u>	<u>\$ 96,405</u>

CITY OF STEUBENVILLE, OHIO

NOTES TO THE BASIC FINANCIAL STATEMENTS
FOR THE YEAR ENDED DECEMBER 31, 2014

NOTE 11 - LONG-TERM OBLIGATIONS

A. During 2014, the following changes occurred in the City's governmental activities long-term obligations:

	Interest Rate	Balance 12/31/13	Additions	Reductions	Balance 12/31/14	Due Within One Year
<u>Governmental activities:</u>						
<u>Loans:</u>						
Sunset Blvd (ODOT)	3.00%	\$ 625,488	\$ -	\$ (43,386)	\$ 582,102	\$ 44,808
Route 43 project	4.69%	105,815	-	(52,254)	53,561	53,561
Total loans		731,303	-	(95,640)	635,663	98,369
<u>General obligation bonds:</u>						
Current interest bonds - series 2010	2%-5%	3,155,000	-	(90,000)	3,065,000	90,000
Capital appreciation bonds - series 2010		92,612	-	-	92,612	-
Accreted interest - series 2010		61,092	28,074	-	89,166	-
Current interest bonds - series 2014	1%-4%	-	1,000,000	-	1,000,000	20,000
Total general obligation bonds		3,308,704	1,028,074	(90,000)	4,246,778	110,000
<u>Other long-term liabilities:</u>						
Police and fire pension liability		1,800,249	-	(52,774)	1,747,475	55,041
Capital lease obligation		16,978	-	(4,785)	12,193	5,163
Compensated absences		1,547,161	27,409	(122,699)	1,451,871	75,154
Total other long-term liabilities		3,364,388	27,409	(180,258)	3,211,539	135,358
Total governmental activities long-term liabilities		\$ 7,404,395	\$ 1,055,483	\$ (365,898)	8,093,980	\$ 343,727
				Unamortized premium on bonds	144,368	
				Total on statement of net position	\$ 8,238,348	

ODOT loan - During 2000, the City obtained a loan through the Ohio Department of Transportation (ODOT) to fund the Sunset Boulevard widening project. This loan bears an interest rate of 3.00% and matures in 2025. The loan is paid from the .7% City income tax - street improvement fund. Payment is derived from income tax levies.

Route 43 project loan - During 2005, the City issued a loan for the Route 43 construction project. The loan bears an interest rate of 4.69% and is paid from the motor vehicle license fund, a nonmajor governmental fund. The loan matures in 2015 and is funded by motor vehicle tax revenues.

Police and fire pension liability - The police and fire pension obligation payable was entered into in 1973 with a total principal amount financed of \$2,574,594. These obligations payable were offered to assist governments throughout the State of Ohio to fund their unfunded pension costs associated with police and fire service. Payments are due in May and November of each year, with the final payment due in May 2035. This obligation is being repaid through the use of local property tax revenues in the general fund.

CITY OF STEUBENVILLE, OHIO

NOTES TO THE BASIC FINANCIAL STATEMENTS
FOR THE YEAR ENDED DECEMBER 31, 2014

NOTE 11 - LONG-TERM OBLIGATIONS - (Continued)

General obligation bonds - series 2010 - On November 17, 2010, the City issued general obligation bonds to retire the municipal building note, which provided funds for construction of a new municipal building. These bonds are general obligations of the City for which the full faith and credit of the City is pledged for repayment. Accordingly, such unmatured obligations of the City are accounted for on the statement of net position. Payments of principal and interest relating to this bond are recorded as expenditures in the general bond retirement fund, a nonmajor governmental fund.

This issue is comprised of both current interest bonds, par value \$3,405,000, and capital appreciation bonds, par value \$92,612. The interest rates on the current interest bonds range from 2.00% to 5.00%. The capital appreciation bonds mature on December 1, 2017 (approximate initial offering yield to maturity 3.32%), December 1, 2018 (approximate initial offering yield to maturity 3.64%), December 1, 2019 (approximate initial offering yield to maturity 3.92%) and December 1, 2020 (approximate initial offering yield to maturity 4.31%) at a redemption price equal to 100% of the principal, plus accrued interest to the redemption date. The accreted value at maturity for the capital appreciation bonds is \$380,000. A total of \$89,166 in accreted interest on the capital appreciation bonds has been included on the statement of net position at December 31, 2014.

Interest payments on the current interest bonds are due on June 1 and December 1 of each year. The final maturity stated in the issue is December 1, 2040.

General obligation bonds - series 2014 - On November 25, 2014, the City issued general obligation bonds, which provided funds for demolition of buildings and structures and related clearing and site preparation for urban redevelopment programs. These bonds are general obligations of the City for which the full faith and credit of the City is pledged for repayment. Accordingly, such unmatured obligations of the City are accounted for on the statement of net position. Payments of principal and interest relating to this bond are recorded as expenditures in the general bond retirement fund, a nonmajor governmental fund.

This issue is comprised of both current interest bonds, par value \$1,000,000. The interest rates on the current interest bonds range from 1.00% to 4.00%.

Interest payments on the current interest bonds are due on June 1 and December 1 of each year. The final maturity stated in the issue is December 1, 2044.

All of the bond proceeds on the 2014 bonds are unspent at December 31, 2014.

Capital lease obligation - Capital lease payments are made from the general fund. See Note 10 for lease details.

Compensated absences - Compensated absences for governmental activities will be paid from the fund in which the employee who has earned the leave is paid from, which, for the City, is the general fund and the following nonmajor governmental funds: food fund, community development fund and CHIP loan fund.

CITY OF STEUBENVILLE, OHIO

NOTES TO THE BASIC FINANCIAL STATEMENTS
FOR THE YEAR ENDED DECEMBER 31, 2014

NOTE 11 - LONG-TERM OBLIGATIONS - (Continued)

B. The annual requirements amortize governmental activities long-term obligations outstanding as of December 31, 2014, are as follows:

Year Ended	ODOT Loan			Route 43 Loan		
	Principal	Interest	Total	Principal	Interest	Total
2015	\$ 44,808	\$ 17,130	\$ 61,938	\$ 53,561	\$ 1,273	\$ 54,834
2016	46,275	15,775	62,050	-	-	-
2017	47,791	14,375	62,166	-	-	-
2018	49,357	12,930	62,287	-	-	-
2019	50,974	11,437	62,411	-	-	-
2020 - 2024	281,044	33,025	314,069	-	-	-
2025	61,853	1,395	63,248	-	-	-
Totals	<u>\$ 582,102</u>	<u>\$ 106,067</u>	<u>\$ 688,169</u>	<u>\$ 53,561</u>	<u>\$ 1,273</u>	<u>\$ 54,834</u>

Year Ended	Current Interest Bonds - series 2010			Capital Appreciation Bonds - series 2010		
	Principal	Interest	Total	Principal	Interest	Total
2015	\$ 90,000	\$ 135,631	\$ 225,631	\$ -	\$ -	\$ -
2016	95,000	133,831	228,831	-	-	-
2017	-	131,694	131,694	29,261	65,739	95,000
2018	-	131,694	131,694	24,742	70,258	95,000
2019	-	131,693	131,693	20,920	74,080	95,000
2020 - 2024	400,000	635,069	1,035,069	17,689	77,311	95,000
2025 - 2029	600,000	532,013	1,132,013	-	-	-
2030 - 2034	735,000	391,275	1,126,275	-	-	-
2035 - 2039	930,000	197,325	1,127,325	-	-	-
2040	215,000	10,750	225,750	-	-	-
Totals	<u>\$ 3,065,000</u>	<u>\$ 2,430,975</u>	<u>\$ 5,495,975</u>	<u>\$ 92,612</u>	<u>\$ 287,388</u>	<u>\$ 380,000</u>

Year Ended	Police and Fire Pension Liability			Current Interest Bonds - series 2014		
	Principal	Interest	Total	Principal	Interest	Total
2015	\$ 55,041	\$ 73,688	\$ 128,729	\$ 20,000	\$ 37,617	\$ 57,617
2016	57,404	71,325	128,729	20,000	36,800	56,800
2017	59,870	68,860	128,730	20,000	36,600	56,600
2018	62,442	66,288	128,730	20,000	36,300	56,300
2019	65,123	63,606	128,729	20,000	36,000	56,000
2020 - 2024	370,060	273,590	643,650	120,000	170,400	290,400
2025 - 2029	456,657	187,190	643,847	145,000	144,800	289,800
2030 - 2034	563,522	80,126	643,648	170,000	113,800	283,800
2035 - 2039	57,356	1,219	58,575	210,000	76,800	286,800
2040 - 2044	-	-	-	255,000	31,600	286,600
Totals	<u>\$ 1,747,475</u>	<u>\$ 885,892</u>	<u>\$ 2,633,367</u>	<u>\$ 1,000,000</u>	<u>\$ 720,717</u>	<u>\$ 1,720,717</u>

CITY OF STEUBENVILLE, OHIO

NOTES TO THE BASIC FINANCIAL STATEMENTS
FOR THE YEAR ENDED DECEMBER 31, 2014

NOTE 11 - LONG-TERM OBLIGATIONS - (Continued)

C. During 2014, the following changes occurred in the City's business-type activities long-term obligations:

	<u>Interest Rate</u>	<u>Balance 12/31/13</u>	<u>Additions</u>	<u>Reductions</u>	<u>Balance 12/31/14</u>	<u>Due Within One Year</u>
<u>Business-type activities:</u>						
<u>OWDA loans:</u>						
Sewer - OWDA #3868	3.53%	\$ 155,091	\$ -	\$ (4,542)	\$ 150,549	\$ 15,477
Sewer - OWDA #4791	4.11%	10,029,662	-	(235,935)	9,793,727	245,732
Sewer - OWDA #6194	3.45%	3,649,397	520,308	(110,794)	4,058,911	120,000
Water - OWDA #3441	3.90%	4,365,896	-	(413,595)	3,952,301	429,883
Water - OWDA #5093	4.95%	3,893,134	-	(78,684)	3,814,450	82,627
Water - OWDA #3686	3.95%	2,410,272	-	(189,307)	2,220,965	196,858
Water - OWDA #4427	3.25%	17,388,336	-	(1,044,753)	16,343,583	1,078,984
Total OWDA loans		<u>41,891,788</u>	<u>520,308</u>	<u>(2,077,610)</u>	<u>40,334,486</u>	<u>2,169,561</u>
<u>OPWC loans:</u>						
Sewer - OPWC #CN28D	0.00%	23,015	-	(23,015)	-	-
Water - OPWC #CN523	0.00%	11,746	-	(5,873)	5,873	5,873
Water - OPWC #CN729	0.00%	21,206	-	(6,058)	15,148	6,058
Water - OPWC #CN038	0.00%	126,565	-	(14,889)	111,676	14,889
Total OPWC loans		<u>182,532</u>	<u>-</u>	<u>(49,835)</u>	<u>132,697</u>	<u>26,820</u>
<u>Improvement loan:</u>						
Sewer improvement	4.60%	30,517	-	(14,719)	15,798	15,798
Total loan		<u>30,517</u>	<u>-</u>	<u>(14,719)</u>	<u>15,798</u>	<u>15,798</u>
<u>Revenue bond:</u>						
Refuse - garbage packer bond	2.59%	280,137	-	(74,439)	205,698	101,521
Water - water utility bond	2.25%	460,000	-	(87,884)	372,116	89,930
Sewer - wastewater utility bond	3.08%	-	748,000	(70,000)	678,000	-
Total revenue bonds		<u>740,137</u>	<u>748,000</u>	<u>(232,323)</u>	<u>1,255,814</u>	<u>191,451</u>
<u>General obligation bonds:</u>						
Water refunding bonds	2%-5%	767,250	-	(54,000)	713,250	56,250
Sewer refunding bonds	2%-5%	937,750	-	(66,000)	871,750	68,750
Water various purpose bonds	1%-4%	-	2,765,000	-	2,765,000	140,000
Sewer various purpose bonds	1%-4%	-	4,065,000	-	4,065,000	80,000
Total general obligations bonds		<u>1,705,000</u>	<u>6,830,000</u>	<u>(120,000)</u>	<u>8,415,000</u>	<u>345,000</u>
<u>Other long-term liabilities:</u>						
Compensated absences	n/a	188,148	16,414	(25,234)	179,328	25,513
Water - capital lease	n/a	-	122,155	(25,750)	96,405	23,147
Landfill closure/postclosure	n/a	2,273,673	-	(294,171)	1,979,502	91,000
Total other long-term liabilities		<u>2,461,821</u>	<u>138,569</u>	<u>(345,155)</u>	<u>2,255,235</u>	<u>139,660</u>
Total business-type long-term obligations		<u>\$ 47,011,795</u>	<u>\$ 8,236,877</u>	<u>\$ (2,839,642)</u>	52,409,030	<u>\$ 2,888,290</u>
					Unamortized premium on bonds	285,462
					Total on statement of net position	<u>\$ 52,694,492</u>

CITY OF STEUBENVILLE, OHIO

NOTES TO THE BASIC FINANCIAL STATEMENTS
FOR THE YEAR ENDED DECEMBER 31, 2014

NOTE 11 - LONG-TERM OBLIGATIONS - (Continued)

OWDA loans - The City has entered into debt financing arrangements through the Ohio Water Development Authority (OWDA) to fund construction projects. The amounts due to the OWDA are payable from water and sewer revenues. The loan agreements function similar to a line-of-credit agreement. At December 31, 2014, the City has outstanding borrowings of \$40,334,486. The loan agreements require semi-annual payments based on the permissible borrowings rather than the actual amount loaned. These payments are reflected in the future maturities of principal and interest table and are subject to revision if the total amount is not drawn down. Future annual debt service principal and interest requirements for the open loans, which have a total balance of \$4,058,911 at December 31, 2014, are not available.

The City has pledged future water revenues to repay OWDA loans. The loans are payable solely from water fund revenues and are payable through 2039. The total principal and interest remaining to be paid on the water OWDA loans is \$33,968,020. Annual principal and interest payments on the loans are expected to require 78.88 percent of net revenues and 30.31 percent of total revenues. Principal and interest paid for the current year were \$2,734,419, total net revenues were \$3,466,344 and total revenues were \$9,020,304.

The City has pledged future sewer revenues to repay OWDA loans. The loans are payable solely from sewer fund revenues and are payable through 2038. Annual principal and interest payments on the loans are expected to require 107.25 percent of net revenues and 23.02 percent of total revenues. Principal and interest paid for the current year were \$913,004, total net revenues were \$851,261 and total revenues were \$3,966,033.

OPWC loans - During 2003, the City was granted a \$230,150 loan from the Ohio Public Works Commission (OPWC). The purpose of the loan was to finance and reimburse the costs of replacing a wastewater treatment laboratory facility to meet Ohio Environmental Protection Agency requirements. The loan was being paid from the sewer fund over 10 years, with semi-annual payments of \$11,507. This loan was retired in 2014. In prior years the City received loans from OPWC to fund improvements of the water plant. The loans granted totaled \$536,402 and payments are made from the water fund in semi-annual payments over 20 years. During 2014, the City made principal payments of \$26,820 on the water improvement OPWC loans. There is no interest on these loans.

Improvement loan - During 2005 the City issued a loan to fund the construction of sewer lines for \$126,000 and an emergency sewer project for \$40,000, totaling \$166,000. The loan matures in 2015 and will be repaid using user charges collected by the sewer fund.

General obligation bonds - series 2010 - On November 17, 2010, the City issued bonds to retire the 2005 water and sewer bonds. The 2010 bonds are general obligation bonds and are direct obligations of the City for which its full faith, credit and resources are pledged for repayment. The 2010 bond issue is comprised of \$927,000 in water bonds and \$1,133,000 in sewer bonds. The bonds will be retired with user charges in the water and sewer funds. The bonds bear interest rates ranging from 2.00% to 5.00% and mature on December 1, 2025.

General obligation bonds - series 2014 - On November 25, 2014, the City issued bonds to pay for the costs of water and sewer improvements. The 2014 bonds are general obligation bonds and are direct obligations of the City for which its full faith, credit and resources are pledged for repayment. The 2014 bond issue is comprised of \$2,765,000 in water bonds and \$4,065,000 in sewer bonds. The bonds will be retired with user charges in the water and sewer funds. The bonds bear interest rates ranging from 1.00% to 4.00% and mature on December 1, 2025. \$2,652,562 of the water bonds are unspent at December 31, 2014. All of the sewer bonds are unspent at December 31, 2014.

CITY OF STEUBENVILLE, OHIO

NOTES TO THE BASIC FINANCIAL STATEMENTS
FOR THE YEAR ENDED DECEMBER 31, 2014

NOTE 11 - LONG-TERM OBLIGATIONS - (Continued)

Packer revenue bonds - In 2011, the City issued \$495,000 in refuse garbage packer revenue bonds for the purchase of garbage packers. These bonds are direct obligations of the City's refuse utility and the revenues derived from charges for refuse collection are pledged to repay this debt.

The City has pledged future refuse customer revenues, net of specified operating expenses, to repay the 2011 refuse garbage packer revenue bonds. The 2011 refuse garbage packer revenue bonds are payable solely from refuse customer net revenues and are payable through 2016. The total principal and interest remaining to be paid on the 2011 refuse garbage packer revenue bonds is \$211,736. Annual principal and interest payments on the bonds are expected to require 7.72 percent of net revenues and 3.35 percent of total revenues. Principal and interest paid for the current year were \$79,401, total net revenues were \$1,028,021 and total revenues were \$2,368,497.

Water utility revenue bonds - In 2013, the City issued \$460,000 in water utility revenue bonds for the construction of super pulsator covers at the water treatment plant. These bonds are direct obligations of the City's water utility and the revenues derived from charges for water are pledged to repay this debt.

The City has pledged future water customer revenues, net of specified operating expenses, to repay the 2013 water utility revenue bonds. The 2013 water utility revenue bonds are payable solely from water customer net revenues and are payable through 2018. The total principal and interest remaining to be paid on the 2013 water utility revenue bonds is \$391,201. Annual principal and interest payments on the bonds are expected to require 2.82 percent of net revenues and 1.08 percent of total revenues. Principal and interest paid for the current year were \$97,800, total net revenues were \$3,466,344 and total revenues were \$9,020,304.

Wastewater utility revenue bonds - In 2014, the City issued \$748,000 in wastewater utility revenue bonds for the acquisition of a sludge press. These bonds are direct obligations of the City's sewer utility and the revenues derived from charges for sewer are pledged to repay this debt. At December 31, 2014, the City had \$678,000 in unspent proceeds from this bond issue.

The City has pledged future water customer revenues, net of specified operating expenses, to repay the 2014 wastewater utility revenue bonds. The 2014 wastewater utility revenue bonds are payable solely from sewer customer net revenues and are payable through 2024. The total principal and interest remaining to be paid on the 2014 water utility revenue bonds is \$784,138. Annual principal and interest payments on the bonds are expected to require 9.85 percent of net revenues and 2.11 percent of total revenues. Principal and interest paid for the current year were \$83,838, total net revenues were \$851,261 and total revenues were \$3,966,033.

Landfill closure/post-closure liability - See Note 16 for landfill information.

Capital lease obligation - Capital lease payments are made from the water fund. See Note 10 for lease details.

Compensated absences - Compensated absences for business-type activities will be paid from the water, sewer and refuse funds.

CITY OF STEUBENVILLE, OHIO

NOTES TO THE BASIC FINANCIAL STATEMENTS
FOR THE YEAR ENDED DECEMBER 31, 2014

NOTE 11 - LONG-TERM OBLIGATIONS - (Continued)

D. The annual requirements amortize business-type activities long-term obligations outstanding as of December 31, 2014, are as follows:

Year Ended	OWDA Loans			OPWC Loans		
	Principal	Interest	Total	Principal	Interest	Total
2015	\$ 2,049,561	\$ 1,351,270	\$ 3,400,831	\$ 26,820	\$ -	\$ 26,820
2016	2,124,589	1,276,241	3,400,830	20,947	-	20,947
2017	2,202,407	1,198,423	3,400,830	17,921	-	17,921
2018	2,283,119	1,117,711	3,400,830	14,889	-	14,889
2019	2,366,835	1,033,996	3,400,831	14,889	-	14,889
2020 - 2024	11,836,275	3,835,819	15,672,094	37,231	-	37,231
2025 - 2029	6,565,558	2,019,012	8,584,570	-	-	-
2030 - 2034	3,408,534	1,172,400	4,580,934	-	-	-
2035 - 2039	3,438,697	361,267	3,799,964	-	-	-
Totals	<u>\$ 36,275,575</u>	<u>\$ 13,366,139</u>	<u>\$ 49,641,714</u>	<u>\$ 132,697</u>	<u>\$ -</u>	<u>\$ 132,697</u>

Year Ended	Sewer Loan			Garbage Packer Revenue Bonds		
	Principal	Interest	Total	Principal	Interest	Total
2015	\$ 15,798	\$ 538	\$ 16,336	\$ 101,521	\$ 4,346	\$ 105,867
2016	-	-	-	104,177	1,692	105,869
Totals	<u>\$ 15,798</u>	<u>\$ 538</u>	<u>\$ 16,336</u>	<u>\$ 205,698</u>	<u>\$ 6,038</u>	<u>\$ 211,736</u>

Year Ended	Water & Sewer Refunding Bonds			Water Utility Revenue Bonds		
	Principal	Interest	Total	Principal	Interest	Total
2015	\$ 125,000	\$ 54,231	\$ 179,231	\$ 89,930	\$ 7,870	\$ 97,800
2016	125,000	51,731	176,731	91,966	5,835	97,801
2017	130,000	48,919	178,919	94,046	3,754	97,800
2018	135,000	45,669	180,669	96,174	1,626	97,800
2019	135,000	41,619	176,619	-	-	-
2020 - 2024	765,000	128,400	893,400	-	-	-
2025	170,000	6,800	176,800	-	-	-
Totals	<u>\$ 1,585,000</u>	<u>\$ 377,369</u>	<u>\$ 1,962,369</u>	<u>\$ 372,116</u>	<u>\$ 19,085</u>	<u>\$ 391,201</u>

CITY OF STEUBENVILLE, OHIO

NOTES TO THE BASIC FINANCIAL STATEMENTS
FOR THE YEAR ENDED DECEMBER 31, 2014

NOTE 11 - LONG-TERM OBLIGATIONS - (Continued)

Year Ended	Water & Sewer Various Purpose Bonds			Wastewater Utility Revenue Bonds		
	Principal	Interest	Total	Principal	Interest	Total
2015	\$ 220,000	\$ 243,110	\$ 463,110	\$ -	\$ 10,441	\$ 10,441
2016	220,000	236,925	456,925	71,000	19,789	90,789
2017	225,000	234,725	459,725	72,000	17,587	89,587
2018	230,000	231,350	461,350	73,000	15,354	88,354
2019	235,000	227,900	462,900	74,000	13,094	87,094
2020 - 2024	1,275,000	1,037,000	2,312,000	388,000	29,873	417,873
2025 - 2029	1,550,000	766,200	2,316,200	-	-	-
2030 - 2034	775,000	515,000	1,290,000	-	-	-
2035 - 2039	950,000	347,200	1,297,200	-	-	-
2040 - 2044	1,150,000	142,000	1,292,000	-	-	-
Totals	<u>\$ 6,830,000</u>	<u>\$ 3,981,410</u>	<u>\$ 10,811,410</u>	<u>\$ 678,000</u>	<u>\$ 106,138</u>	<u>\$ 784,138</u>

E. The Ohio Revised Code provides that the net debt of a municipal corporation, whether or not approved by the electors, shall not exceed 10.5% of the total value of all property in the municipal corporation as listed and assessed for taxation. In addition, the unvoted net debt of municipal corporations cannot exceed 5.5% of the total taxation value of property. The assessed valuation used in determining the City's legal debt margin has been modified by House Bill 530 which became effective March 30, 2006. In accordance with House Bill 530, the assessed valuation used in calculating the City's legal debt margin calculation excludes tangible personal property used in business, telephone or telegraph property, interexchange telecommunications company property, and personal property owned or leased by a railroad company and used in railroad operations. The statutory limitations on debt are measured by a direct ratio of net debt to tax valuation and expressed in terms of a percentage. At December 31, 2014, the City's total debt margin was \$20,980,287 and the unvoted debt margin was \$13,101,339.

NOTE 12 - RISK MANAGEMENT

A. Comprehensive

The City is exposed to various risks of loss related to torts; theft of, damage to, and destruction of assets; errors and omissions; injuries to employees; and natural disasters. The City was part of the Ohio Municipal Alliance, an insurance purchasing pool, for all property, crime, liability, boiler and machinery, and public official liability. The City has transferred its risk of loss to the insurance carrier to the extent of the limits shown below.

Type of Coverage	Deductible	Limits of Coverage
Property	\$ 25,000	\$105,672,500
Employee dishonesty	1,000	100,000
Money and securities	1,000	25,000
Vehicle	2,500	1,000,000
General liabilities	25,000	1,000,000
Law enforcement	25,000	1,000,000
Public officials liability	25,000	1,000,000
Employment practices	25,000	1,000,000
Umbrella liability	N/A	2,000,000

CITY OF STEUBENVILLE, OHIO

NOTES TO THE BASIC FINANCIAL STATEMENTS
FOR THE YEAR ENDED DECEMBER 31, 2014

NOTE 12 - RISK MANAGEMENT - (Continued)

B. Health Insurance

The City provides health care coverage through a self-insured program administered by Health Assurance. The City pays 100% of the monthly medical claims for full-time and part-time employees. The City’s insurance claims are transferred from various funds to the health care fund. Monthly, the administrator bills the City for an administrative fee and the amount of claims paid. The City issues a check from the general, water, sewer, refuse and community development funds for the administrative fee and a check from the health care fund for the amount of claims paid.

Claims payable is based on the requirements of GASB Statement No. 10, “Accounting and Financial Reporting for Risk Financing and Related Insurance Issues”, which requires that a liability for unpaid claims costs, including estimates of costs relating to incurred, but not reported claims be reported if information prior to the issuance of the financial statements indicates that it is probable that a liability has been incurred at the date of the financial statements and the amount can be reasonably estimated. The estimate was not affected by incremental claim adjustment expenses and does not include other allocated or unallocated claim adjustment expenses. Claims payable at December 31, 2014, is estimated by the third party administrator at \$88,882. The changes in the claims liability for 2014 and 2013 were as follows:

<u>Year</u>	<u>Beginning Balance</u>	<u>Current-Year Claims and Changes in Estimates</u>	<u>Claims Payments</u>	<u>Ending Balance</u>
2014	\$ 83,019	\$ 1,121,846	\$ (1,115,983)	\$ 88,882
2013	107,067	1,369,765	(1,393,813)	83,019

C. Workers’ Compensation

Workers’ compensation coverage is provided by the State of Ohio. The City pays the State Workers’ Compensation System a premium based on a rate per \$100 of salaries. This rate is calculated based on accident history and administrative costs.

There were no significant reductions in insurance coverage from the prior year in any category of risk. Claims have not exceeded coverage limitations in any of the past three years.

Post-employment health care is provided to plan participants or their beneficiaries through the respective retirement systems discussed in Note 14. As such, no funding provisions are required by the City.

CITY OF STEUBENVILLE, OHIO

NOTES TO THE BASIC FINANCIAL STATEMENTS
FOR THE YEAR ENDED DECEMBER 31, 2014

NOTE 13 - PENSION PLANS

A. Ohio Public Employees Retirement System

Plan Description - The City participates in the Ohio Public Employees Retirement System (OPERS). OPERS administers three separate pension plans. The Traditional Pension Plan is a cost-sharing, multiple-employer defined benefit pension plan. The Member-Directed Plan is a defined contribution plan in which the member invests both member and employer contributions (employer contributions vest over five years at 20% per year). Under the Member-Directed Plan, members accumulate retirement assets equal to the value of the member and vested employer contributions plus any investment earnings. The Combined Plan is a cost-sharing, multiple-employer defined benefit pension plan that has elements of both a defined benefit and a defined contribution plan. Under the Combined Plan, employer contributions are invested by the retirement system to provide a formula retirement benefit similar to the Traditional Pension Plan benefit. Member contributions, whose investment is self-directed by the member, accumulate retirement assets in a manner similar to the Member-Directed Plan.

OPERS provides retirement, disability, survivor and death benefits and annual cost of living adjustments to members of the Traditional Pension and the Combined Plans. Members of the Member-Directed Plan do not qualify for ancillary benefits. Authority to establish and amend benefits is provided by Chapter 145 of the Ohio Revised Code. OPERS issues a stand-alone financial report which may be obtained by visiting <https://www.opers.org/investments/cafr.shtml>, writing to OPERS, 277 East Town Street, Columbus, OH 43215-4642 or by calling (614) 222-5601 or (800) 222-7377.

Funding Policy - The Ohio Revised Code provides statutory authority for member and employer contributions. For 2014, member and employer contribution rates were consistent across all three plans. The 2014 member contribution rates were 10.00% for members. The City's contribution rate for 2014 was 14.00% of covered payroll.

The City's contribution rate for pension benefits for members in the Traditional Plan and Combined Plan for 2014 was 12.00%. The City's required contributions for pension obligations to the Traditional Pension and Combined Plans for the years ended December 31, 2014, 2013, and 2012 were \$540,539, \$619,564, and \$525,436, respectively; 86.80% has been contributed for 2014 and 100% has been contributed for 2013 and 2012. The remaining 2014 pension liability has been reported as due to other governments on the basic financial statements. Contributions to the Member-Directed Plan for 2014 were \$9,609 made by the City and \$6,864 made by the plan members.

B. Ohio Police and Fire Pension Fund

Plan Description - The City contributes to the Ohio Police and Fire Pension Fund (OP&F), a cost-sharing multiple-employer defined benefit pension plan. OP&F provides retirement and disability benefits, annual cost-of-living adjustments, and death benefits to plan members and beneficiaries. Benefit provisions are established by the Ohio State Legislature and are codified in Chapter 742 of the Ohio Revised Code. OP&F issues a publicly available financial report that includes financial statements and required supplementary information for the plan. That report may be obtained by writing to the OP&F, 140 East Town Street, Columbus, Ohio 43215-5164 or by visiting the website at www.op-f.org.

CITY OF STEUBENVILLE, OHIO

**NOTES TO THE BASIC FINANCIAL STATEMENTS
FOR THE YEAR ENDED DECEMBER 31, 2014**

NOTE 13 - PENSION PLANS - (Continued)

Funding Policy - From January 1, 2014 through July 1, 2014, plan members were required to contribute 10.75% of their annual covered salary. From July 2, 2014 through December 31, 2014, plan members were required to contribute 11.50% of their annual covered salary. Throughout 2014, the City was required to contribute 19.50% and 24.00% for police officers and firefighters, respectively. Contribution rates are established by State statute.

For 2014, the portion of the City's contributions to fund pension obligations was 19.00% for police officers and 23.50% for firefighters. The City's required contributions for pension obligations to OP&F for police officers and firefighters were \$359,781 and \$415,787 for the year ended December 31, 2014, \$361,470 and \$426,392 for the year ended December 31, 2013, and \$289,845 and \$343,993, for the year ended December 31, 2012. 100% has been contributed for 2013 and 2012. 86.53% has been contributed for police and 87.24% has been contributed for firefighters for 2014. The remaining 2014 pension liability has been reported as due to other governments on the basic financial statements.

NOTE 14 - POSTRETIREMENT BENEFIT PLANS

A. Ohio Public Employees Retirement System

Plan Description - OPERS maintains a cost-sharing multiple employer defined benefit post-employment healthcare plan, which includes a medical plan, prescription drug program and Medicare Part B premium reimbursement, to qualifying members of both the Traditional Pension and the Combined Plans. Members of the Member-Directed Plan do not qualify for ancillary benefits, including post-employment health care coverage.

To qualify for post-employment health care coverage, age-and-service retirees under the Traditional Pension and Combined Plans must have ten years or more of qualifying Ohio service credit. The Ohio Revised Code permits, but does not mandate, OPERS to provide OPEB benefits to its eligible members and beneficiaries. Authority to establish and amend benefits is provided in Chapter 145 of the Ohio Revised Code.

Disclosures for the healthcare plan are presented separately in the OPERS financial report which may be obtained by visiting <https://www.opers.org/investments/cafr.shtml>, writing to OPERS, 277 East Town Street, Columbus, OH 43215-4642 or by calling (614) 222-5601 or (800) 222-7377.

Funding Policy - The post-employment healthcare plan was established under, and is administered in accordance with, Internal Revenue Code Section 401(h). State statute requires that public employers fund post-employment healthcare through contributions to OPERS. A portion of each employer's contribution to the Traditional or Combined Plans is set aside for the funding of post-employment health care.

Employer contribution rates are expressed as a percentage of the covered payroll of active employees. In 2014, local government employers contributed 14.00% of covered payroll. Each year the OPERS' Retirement Board determines the portion of the employer contribution rate that will be set aside for the funding of the postemployment health care benefits. The portion of employer contributions allocated to fund post-employment healthcare for members in the Traditional Plan and Combined Plan for 2014 was 2.00%.

CITY OF STEUBENVILLE, OHIO

NOTES TO THE BASIC FINANCIAL STATEMENTS
FOR THE YEAR ENDED DECEMBER 31, 2014

NOTE 14 - POSTRETIREMENT BENEFIT PLANS - (Continued)

The OPERS Retirement Board is also authorized to establish rules for the payment of a portion of the health care benefits provided, by the retiree or their surviving beneficiaries. Payment amounts vary depending on the number of covered dependents and the coverage selected. Active members do not make contributions to the post-employment healthcare plan.

The City's contributions allocated to fund post-employment health care benefits for the years ended December 31, 2014, 2013, and 2012 were \$90,090, \$47,638, and \$213,835, respectively; 86.80% has been contributed for 2014 and 100% has been contributed for 2013 and 2012. The remaining 2014 post-employment health care benefits liability has been reported as due to other governments on the basic financial statements.

Changes to the health care plan were adopted by the OPERS Board of Trustees on September 19, 2012, with a transition plan commencing January 1, 2014. With the recent passage of pension legislation under State Bill 343 and the approved health care changes, OPERS expects to be able to consistently allocate 4.00% of the employer contributions toward the health care fund after the end of the transition period.

B. Ohio Police and Fire Pension Fund

Plan Description - The City contributes to the OP&F Pension Fund sponsored health care program, a cost-sharing multiple-employer defined postemployment health care plan administered by OP&F. OP&F provides healthcare benefits including coverage for medical, prescription drugs, dental, vision, Medicare Part B Premium and long term care to retirees, qualifying benefit recipients and their eligible dependents.

OP&F provides access to post-employment health care coverage to any person who receives or is eligible to receive a monthly service, disability or survivor benefit check or is a spouse or eligible dependent child of such person.

The Ohio Revised Code allows, but does not mandate OP&F to provide OPEB benefits. Authority for the OP&F Board of Trustees to provide health care coverage to eligible participants and to establish and amend benefits is codified in Chapter 742 of the Ohio Revised Code.

OP&F issues a publicly available financial report that includes financial statements and required supplementary information for the plan. That report may be obtained by writing to the OP&F, 140 East Town Street, Columbus, Ohio 43215-5164 or by visiting the website at www.op-f.org.

Funding Policy - The Ohio Revised Code provides for contribution requirements of the participating employers and of plan members to the OP&F (defined benefit pension plan). Participating employers are required to contribute to the pension plan at rates expressed as percentages of the payroll of active pension plan members, currently, 19.50% and 24.00% of covered payroll for police and fire employers, respectively. The Ohio Revised Code states that the employer contribution may not exceed 19.50% of covered payroll for police employer units and 24.00% of covered payroll for fire employer units. Active members do not make contributions to the OPEB Plan.

OP&F maintains funds for health care in two separate accounts, one account is for health care benefits under an Internal Revenue Code Section 115 trust and the other account is for Medicare Part B reimbursements administered as an Internal Revenue Code Section 401(h) account, both of which are within the defined benefit pension plan, under the authority granted by the Ohio Revised Code to the OP&F Board of Trustees.

CITY OF STEUBENVILLE, OHIO

**NOTES TO THE BASIC FINANCIAL STATEMENTS
FOR THE YEAR ENDED DECEMBER 31, 2014**

NOTE 14 - POSTRETIREMENT BENEFIT PLANS - (Continued)

The Board of Trustees is authorized to allocate a portion of the total employer contributions made into the pension plan into the Section 115 trust and the Section 401(h) account as the employer contribution for retiree health care benefits. For 2014, the portion of employer contributions allocated to health care was 0.50% of covered payroll. The amount of employer contributions allocated to the health care plan each year is subject to the Trustees' primary responsibility to ensure that the pension benefits are adequately funded and is limited by the provisions of Sections 115 and 401(h).

The OP&F Board of Trustees also is authorized to establish requirements for contributions to the health care plan by retirees and their eligible dependents, or their surviving beneficiaries. Payment amounts vary depending on the number of covered dependents and the coverage selected.

The City's contributions to OP&F which were allocated to fund post-employment healthcare benefits for police officers and firefighters were \$10,987 and \$10,172 for the year ended December 31, 2014, \$79,652 and \$73,456 for the year ended December 31, 2013, and \$151,859 and \$134,606, for the year ended December 31, 2012. 100% has been contributed for 2013 and 2012. 86.53% has been contributed for police and 87.24% has been contributed for firefighters for 2014. The remaining 2014 post-employment health care benefits liability has been reported as due to other governments on the basic financial statements.

NOTE 15 - BUDGETARY BASIS OF ACCOUNTING

While the City is reporting financial position, results of operations and changes in fund balance on the basis of generally accepted accounting principles (GAAP), the budgetary basis as provided by law is based upon accounting for certain transactions on a basis of cash receipts, disbursements and encumbrances. The statement of revenues, expenditures and changes in fund balances - budget and actual (non-GAAP budgetary basis) presented for the general fund is presented on the budgetary basis to provide a meaningful comparison of actual results with the budget. The major differences between the budget basis and GAAP basis are as follows:

1. Revenues and other financing sources are recorded when received in cash (budget basis) as opposed to when susceptible to accrual (GAAP basis);
2. Expenditures/expenses and other financing uses are recorded when paid in cash (budget basis) as opposed to when the liability is incurred (GAAP basis);
3. In order to determine compliance with Ohio law, and to reserve that portion of the applicable appropriation, total outstanding encumbrances (budget basis) are recorded as the equivalent of an expenditure, as opposed to assigned or committed fund balance for that portion of outstanding encumbrances not already recognized as an account payable (GAAP basis);
4. Some funds are included in the general fund (GAAP basis), but have separate legally adopted budgets (budget basis).

The following table summarizes the adjustments necessary to reconcile the GAAP basis statements (as reported in the fund financial statements) to the budgetary basis statements for all governmental funds for which a budgetary basis statement is presented.

CITY OF STEUBENVILLE, OHIO

NOTES TO THE BASIC FINANCIAL STATEMENTS
FOR THE YEAR ENDED DECEMBER 31, 2014

NOTE 15 - BUDGETARY BASIS OF ACCOUNTING - (Continued)

Net Change in Fund Balance

	<u>General</u>
Budget basis	\$ 54,784
Net adjustment for revenue accruals	(288,808)
Net adjustment for expenditure accruals	275,591
Funds budgeted elsewhere	245,487
Adjustment for encumbrances	<u>289,899</u>
GAAP basis	<u>\$ 576,953</u>

Certain funds that are legally budgeted in separate special revenue funds are considered part of the general fund on a GAAP basis. This includes the unclaimed monies fund, the safety fund and the general reserve fund.

NOTE 16 - LANDFILL CLOSURE AND POST-CLOSURE CARE COST

State and federal laws and regulations require the City to place a final cover on its municipal landfill site and to perform certain maintenance and monitoring functions at the closed landfill site for thirty years after closure. The landfill is no longer being used; however, the final cover as required by State and federal laws has not been placed on the landfill. In an agreement with the Ohio EPA, the City does not have to place a final cover on the landfill unless enough oil and gas royalties are generated to pay for it (see Note 19). Under the terms of the agreement with the Ohio EPA, the City is required to perform certain maintenance and monitoring functions at the landfill through 2034. The estimated liability for the landfill is \$1,979,502. The estimated cost of landfill closure and post-closure care expenses is based on the amount that would be paid if all materials and services required to monitor and maintain the closed landfill were acquired as of December 31, 2014. However, the actual costs of closure and post-closure care may be higher due to inflation, changes in technology, or changes in landfill laws and regulations.

NOTE 17 - WATER AND WASTEWATER COMPLIANCE

The City of Steubenville has been mandated by the Ohio Environmental Protection Agency to upgrade the water and wastewater system in the City. The City anticipates spending approximately \$54 million to upgrade these facilities over the next several years. Construction began in 2002 to upgrade the water system (raw water transmission mains, raw water intake lines and pump station). Some loans have been obtained through the Ohio Public Works Commission which are included in the long-term liabilities of the water and sewer enterprise funds and are described in Note 11.

CITY OF STEUBENVILLE, OHIO

**NOTES TO THE BASIC FINANCIAL STATEMENTS
FOR THE YEAR ENDED DECEMBER 31, 2014**

NOTE 18 - CONTINGENCIES

A. Grants

The City receives significant financial assistance from numerous federal and State agencies in the form of grants. The disbursement of funds received under these programs generally requires compliance with terms and conditions specified in the grant agreements and are subject to audit by the grantor agencies. Any disallowed claims resulting from such audits could become a liability of the general fund or other applicable funds. However, in the opinion of management, any such disallowed claims will not have a material effect on any of the financial statements of the individual fund types included herein or on the overall financial position of the City at December 31, 2014.

B. Litigation

The City has been named in various lawsuits, however, according to the City's legal counsel pending litigation will not have a material effect, if any, on the financial condition of the City.

NOTE 19 - OIL AND GAS LEASE

On February 28, 2012, the City entered into an oil and gas lease with Hess Ohio Development, LLC (Hess). The lease gives Hess the right to explore and drill for oil and gas on approximately 111 acres of City land. The City received a one-time nonrefundable payment from Hess in the amount of \$597,256. In addition, the City will receive a 19% royalty on any oil or gas that is recovered from the land. The City recorded the one-time payment in the refuse fund during 2012 and is required to record any future royalty revenue in the refuse fund. This revenue is restricted and will be used to pay for expenses incurred in the closing of the City's landfill.

NOTE 20 - CONDUIT DEBT

To provide funds to finance the cost of acquiring, constructing, installing and equipping certain hospital facilities and refunding prior debt obligations, the City has issued \$43,930,000 hospital facilities revenue refunding bonds, series 2010 (Trinity Health System Obligated Group). These bonds are special limited obligations of the City, payable solely from and secured by a sublease and pledged receipts. The bonds do not constitute a debt or pledge of the faith and credit of the City and, accordingly, have not been reported in the accompanying financial statements.

At December 31, 2014, hospital facilities revenue refunding bonds outstanding aggregated \$37,960,000.

NOTE 21 - LEGAL SETTLEMENT

On April 16, 2014, a settlement agreement was reached in the City filed action entitled *City of Steubenville v. DLZ Ohio, Inc. and Shield Environmental Services, Inc. nka Cardinal Resources, LLC, Case No. 06-CV-74*, which had been pending in the Common Pleas Court of Jefferson County, Ohio. The result of the settlement is that DLZ Ohio, Inc. will pay the City \$2,500,000. \$1,000,000 was paid within 30 days of approval of the settlement by City Council, \$1,000,000 was paid by January 1, 2015, and \$500,000 shall be paid by July 1, 2015. The City recorded the settlement revenue as a special item in the water fund.

The City also received \$540,000 on May 12, 2014 from Cardinal Resources, LLC for full and final settlement regarding their portion of the above action. The City recorded this settlement revenue as a special item in the water fund.

CITY OF STEUBENVILLE, OHIO

**NOTES TO THE BASIC FINANCIAL STATEMENTS
FOR THE YEAR ENDED DECEMBER 31, 2014**

NOTE 22 - FUND BALANCE

Fund balance is classified as nonspendable, restricted, committed, assigned and/or unassigned based primarily on the extent to which the City is bound to observe constraints imposed upon the use of resources in the governmental funds. The constraints placed on fund balance for the major governmental funds and all other governmental funds are presented below:

Fund balance	General	.7% City Income Tax Street Improvement	Nonmajor Governmental Funds	Total Governmental Funds
Nonspendable:				
Materials and supplies inventory	\$ 209,582	\$ -	\$ 52,690	\$ 262,272
Prepays	10,148	-	1,093	11,241
Unclaimed monies	<u>25,300</u>	<u>-</u>	<u>-</u>	<u>25,300</u>
Total nonspendable	<u>245,030</u>	<u>-</u>	<u>53,783</u>	<u>298,813</u>
Restricted:				
Capital improvements	-	-	1,278,980	1,278,980
Street construction, maintenance and repair	-	-	853,259	853,259
Municipal court improvements	-	-	99,258	99,258
Community development	-	-	144,534	144,534
Court programs	-	-	96,792	96,792
Police and fire programs	-	-	32,516	32,516
Other purposes	<u>-</u>	<u>-</u>	<u>246,489</u>	<u>246,489</u>
Total restricted	<u>-</u>	<u>-</u>	<u>2,751,828</u>	<u>2,751,828</u>
Committed:				
Debt service	-	-	126,251	126,251
Capital improvements	-	-	10,000	10,000
Street construction, maintenance and repair	-	1,730,339	-	1,730,339
Equipment improvement	-	-	852,141	852,141
Recreation purposes	-	-	223,666	223,666
Other purposes	<u>-</u>	<u>-</u>	<u>27,744</u>	<u>27,744</u>
Total committed	<u>-</u>	<u>1,730,339</u>	<u>1,239,802</u>	<u>2,970,141</u>
Assigned:				
General government	105,716	-	-	105,716
Security of persons and property	69,892	-	-	69,892
Leisure time activity	13,523	-	-	13,523
Transportation	50,486	-	-	50,486
Community environment	140	-	-	140
Public health and welfare	23,335	-	-	23,335
Safety programs	845,252	-	-	845,252
Subsequent year's appropriations	<u>412,506</u>	<u>-</u>	<u>-</u>	<u>412,506</u>
Total assigned	<u>1,520,850</u>	<u>-</u>	<u>-</u>	<u>1,520,850</u>
Unassigned	<u>1,897,155</u>	<u>-</u>	<u>-</u>	<u>1,897,155</u>
Total fund balances	<u>\$ 3,663,035</u>	<u>\$ 1,730,339</u>	<u>\$ 4,045,413</u>	<u>\$ 9,438,787</u>

CITY OF STEUBENVILLE, OHIO

**NOTES TO THE BASIC FINANCIAL STATEMENTS
FOR THE YEAR ENDED DECEMBER 31, 2014**

NOTE 23 - OTHER COMMITMENTS

The City utilizes encumbrance accounting as part of its budgetary controls. Encumbrances outstanding at year end may be reported as part of restricted, committed, or assigned classifications of fund balance. At year end, the City's commitments for encumbrances in the governmental funds were as follows:

<u>Fund</u>	Year-End <u>Encumbrances</u>
General fund	\$ 309,848
.7% City income tax - street improvement	536,193
Other governmental	<u>533,773</u>
Total	<u>\$ 1,379,814</u>

**COMBINING STATEMENTS
AND INDIVIDUAL FUND SCHEDULES**

THIS PAGE IS INTENTIONALLY LEFT BLANK

CITY OF STEUBENVILLE, OHIO
INDIVIDUAL FUND SCHEDULES
FUND DESCRIPTIONS - GOVERNMENTAL FUNDS

GENERAL FUND

The general fund accounts for all financial resources except those required to be accounted for in another fund. The general fund balance is available to the City for any purpose provided it is expended or transferred according to the charter of the City and/or the general laws of Ohio.

FUNDS INCLUDED IN THE GENERAL FUND

The following funds are included in the general fund (GAAP basis), but have separate legally adopted budgets (budget basis):

Unclaimed Monies Fund

This fund accounts for uncashed checks issued by the City.

Safety Fund

This fund accounts for monies and grants used for programs and equipment to prevent employee injuries and maintain a reasonable workers' compensation rate.

General Reserve Fund

This fund accounts for monies set-aside by the City for future expenses.

MAJOR CAPITAL PROJECTS FUND

.7% City Income Tax - Street Improvement Fund

This fund accounts for income tax revenue committed for, and Ohio Department of Transportation grants restricted for, improvement of the streets within the City.

NONMAJOR SPECIAL REVENUE FUNDS

The special revenue funds are used to account for all specific financial resources (other than major capital projects) that are restricted or committed for specified expenditure purposes. The following are the special revenue funds which the City operates:

Street Maintenance and Repair Fund

This fund accounts for the portion of State gasoline tax and motor vehicle registration fees designated for the maintenance of the streets within the City.

State Highway Improvement Fund

This fund accounts for the portion of the State gasoline tax and motor vehicle registration fees designated for maintenance of State highways within the City.

Litter

This fund accounts for grants for litter prevention.

Hotel/Motel Tax Fund

This fund accounts for hotel occupancy taxes levied for operation of the Steubenville Convention and Visitors Bureau.

Improvement Bond Escrow Fund

This fund accounts for miscellaneous escrow funds.

Floto Historical Site Fund

This fund accounts for money held to improve a historical site in Steubenville.

Indigent Drivers Fund

This fund accounts for fees and fines to be used as payment of the cost of attendance at an alcohol and drug addiction treatment program.

CITY OF STEUBENVILLE, OHIO
INDIVIDUAL FUND SCHEDULES
FUND DESCRIPTIONS - GOVERNMENTAL FUNDS

NONMAJOR SPECIAL REVENUE FUNDS (CONTINUED)

Enforcement and Education Fund

This fund accounts for grant monies received from DUI arrests to be used for enforcement and education and for DUI housing reimbursements pursuant to Ohio Revised Code Section 4511.191.

Parks Material Usage Fund

This fund accounts for fees assessed for using park facilities.

Law Enforcement Trust Fund

This fund accounts for monies received from Federal Law Enforcement agencies designated for law enforcement purposes.

Court Security Fund

This fund accounts for fines and forfeitures designated for municipal court improvements.

South End Economic Development Fund

This fund accounts for designated funds for the development of the South End of Downtown Steubenville.

Property Maintenance Code Enforcement Fund

This fund accounts for fines and forfeitures used to pay for property maintenance expenses and dilapidated property demolitions.

Drug Dog Fund

This fund accounts for monies received to purchase a drug dog and to cover expenses relating to the drug dog.

Summer Food Program Fund

This fund accounts for federal grants to provide meals to school-aged children during summer months.

Special Assessments Fund

This fund accounts for special assessments charged to property owners for City services.

Municipal Court Special Project Fund

This fund accounts for fees used to offset expenses of the Municipal Court Probation Department, including staff salaries, equipment and facilities.

Motor Vehicle License Tax Fund

This fund accounts for fees from license plates to be used for street improvements within the City.

Zoning and Planning Fund

This fund accounts for fees paid by residents applying for a zoning permit.

Police Education Trust Fund

This fund accounts for monies designated to be used for police training and education.

Special Projects Fund

This fund accounts for the proceeds of the \$10 increase in municipal court criminal/traffic court costs.

IDIAM Court Fund

The Indigent Driver's Interlock and Monitoring (IDIAM) fund is used to account for court costs and fines in funding Interlock and SCRAM.

Court Community Correction Act Grant Fund

This fund accounts for all activity associated with the Court Community Corrections Act State Grant. The purpose of this grant is to provide community service, treatment, and house arrest as an alternative to jail time. The State grant is a complement to the Federal Stimulus Grant.

Belleview Park Pool Fund

This fund accounts for fundraisers, donations and grants used for the operation and maintenance of the Belleview Park pool.

CITY OF STEUBENVILLE, OHIO
INDIVIDUAL FUND SCHEDULES
FUND DESCRIPTIONS - GOVERNMENTAL FUNDS

NONMAJOR SPECIAL REVENUE FUNDS (CONTINUED)

Fiber Infrastructure Fund

A fund used to account for rental income that has been committed by City Council for fiber infrastructure.

Food Fund

This fund accounts for license fees from local food service vendors.

EPSDT Fund

This fund accounts for State monies designated for use in the health department.

Mears Relief Fund

This fund accounts for monies bequeathed to the City in 1871, held in a certificate of deposit, with interest payable to non-profit organizations.

Swimming Pool Fund

This fund accounts for license fees for public and private swimming pools within the City.

Route 7 Project Fund

This fund accounts for monies reserved for State Route 7 improvements.

Community Development Fund

This fund accounts for monies received from Community Development Block Grant projects.

CDP - Revolving Loan Fund

This fund accounts for monies loaned to local businesses for economic development purposes.

CHIP Loan Fund

This fund accounts for federal grant monies for first-time homebuyers and home rehabilitation projects.

NONMAJOR DEBT SERVICE FUND

The debt service fund is used to account for and report financial resources that are restricted, committed, or assigned to expenditure for principal and interest.

General Bond Retirement Fund

This fund accounts for the resources that are used for the payment of principal, interest, and other fiscal charges on general obligation debt.

NONMAJOR CAPITAL PROJECTS FUNDS

The capital projects funds are used to account for and report financial resources that are restricted, committed, or assigned to expenditure for capital outlays, including the acquisition or construction of capital facilities and other capital assets. Capital projects funds exclude those types of capital-related outflows financed by proprietary funds or for assets that will be held in trust for individuals, private organizations, or other governments.

General Capital Improvement Fund

This fund accounts for the acquisition and construction of major capital improvements other than those financed by proprietary funds.

Municipal Court Improvement Fund

This fund accounts for fines and forfeitures restricted for municipal court improvements.

.7% City Income Tax - Equipment Improvement Fund

This fund accounts for income tax revenue committed for purchases of new equipment for City departments.

.7% City Income Tax - Recreation Improvement Fund

This fund accounts for income tax revenue committed for improvement of the City's parks and recreational facilities.

CITY OF STEUBENVILLE, OHIO

SCHEDULE OF REVENUES, EXPENDITURES AND CHANGES IN
 FUND BALANCE - BUDGET AND ACTUAL (NON-GAAP BUDGETARY BASIS)
 GENERAL FUND
 FOR THE YEAR ENDED DECEMBER 31, 2014

	Budgeted Amounts		Actual	Variance with
	Original	Final		Final Budget
				Positive
				(Negative)
Revenues:				
Municipal income taxes	\$ 7,878,816	\$ 8,331,237	\$ 8,436,905	\$ 105,668
Property and other taxes	1,213,715	1,295,584	1,311,178	15,594
Charges for services	42,000	46,268	45,926	(342)
Licenses and permits.	681,885	674,555	687,375	12,820
Fines and forfeitures.	339,000	322,716	334,475	11,759
Intergovernmental	776,077	957,293	956,425	(868)
Contributions and donations.	-	8,990	10,320	1,330
Investment income	600	600	1,967	1,367
Rental income.	120,650	120,650	118,643	(2,007)
Other.	330,000	329,707	333,503	3,796
Total revenues.	<u>11,382,743</u>	<u>12,087,600</u>	<u>12,236,717</u>	<u>149,117</u>
Expenditures:				
Current:				
General government				
Mayor				
Personal services.	28,649	25,345	23,982	1,363
Maintenance and operations.	3,000	3,311	2,814	497
Total mayor	<u>31,649</u>	<u>28,656</u>	<u>26,796</u>	<u>1,860</u>
Finance				
Personal services.	169,529	172,920	169,138	3,782
Maintenance and operations.	13,816	17,586	14,658	2,928
Total finance.	<u>183,345</u>	<u>190,506</u>	<u>183,796</u>	<u>6,710</u>
Law director				
Personal services.	168,509	192,094	191,032	1,062
Maintenance and operations	68,669	60,669	59,404	1,265
Total law director	<u>237,178</u>	<u>252,763</u>	<u>250,436</u>	<u>2,327</u>
Civil service				
Maintenance and operations	14,385	31,147	29,835	1,312
Total civil service	<u>14,385</u>	<u>31,147</u>	<u>29,835</u>	<u>1,312</u>
Central purchasing				
Personal services.	1,220,556	1,215,542	1,011,296	204,246
Contractual services	36,000	35,914	35,914	-
Maintenance and operations.	602,967	463,113	421,768	41,345
Capital outlay	1,000	1,917	917	1,000
Other.	322,000	341,999	291,207	50,792
Total central purchasing	<u>2,182,523</u>	<u>2,058,485</u>	<u>1,761,102</u>	<u>297,383</u>
City manager				
Personal services.	147,240	145,806	142,489	3,317
Contractual services	-	14,991	14,991	-
Maintenance and operations	5,110	5,863	5,405	458
Total city manager	<u>152,350</u>	<u>166,660</u>	<u>162,885</u>	<u>3,775</u>

- - Continued

CITY OF STEUBENVILLE, OHIO

SCHEDULE OF REVENUES, EXPENDITURES AND CHANGES IN
 FUND BALANCE - BUDGET AND ACTUAL (NON-GAAP BUDGETARY BASIS)
 GENERAL FUND (CONTINUED)
 FOR THE YEAR ENDED DECEMBER 31, 2014

	Budgeted Amounts		Actual	Variance with Final Budget Positive (Negative)
	Original	Final		
Engineering				
Maintenance and operations	\$ 990	\$ 990	\$ -	\$ 990
Total engineering	990	990	-	990
City buildings				
Maintenance and operations	209,674	233,026	169,220	63,806
Total city buildings	209,674	233,026	169,220	63,806
Council				
Personal services	71,024	73,852	73,390	462
Maintenance and operations	8,459	7,027	5,299	1,728
Total council	79,483	80,879	78,689	2,190
Municipal court				
Personal services	401,969	425,399	421,682	3,717
Contractual services	1,833	-	-	-
Maintenance and operations	114,049	122,639	104,183	18,456
Total municipal court	517,851	548,038	525,865	22,173
Building department				
Personal services	134,122	135,196	134,028	1,168
Contractual services	40,525	41,025	38,636	2,389
Maintenance and operations	81,032	83,075	76,798	6,277
Total building department	255,679	259,296	249,462	9,834
Total general government	3,865,107	3,850,446	3,438,086	412,360
Police				
Personal services	3,145,504	3,152,136	3,172,292	(20,156)
Maintenance and operations	361,459	472,225	416,325	55,900
Total police	3,506,963	3,624,361	3,588,617	35,744
Fire				
Personal services	2,631,292	2,711,097	2,727,337	(16,240)
Maintenance and operations	111,783	165,859	140,821	25,038
Total fire	2,743,075	2,876,956	2,868,158	8,798
Electrical				
Personal services	54,119	55,213	51,187	4,026
Maintenance and operations	11,055	14,807	10,851	3,956
Total electrical	65,174	70,020	62,038	7,982
Total security of persons and property	6,315,212	6,571,337	6,518,813	52,524

- - Continued

CITY OF STEUBENVILLE, OHIO

SCHEDULE OF REVENUES, EXPENDITURES AND CHANGES IN
 FUND BALANCE - BUDGET AND ACTUAL (NON-GAAP BUDGETARY BASIS)
 GENERAL FUND (CONTINUED)
 FOR THE YEAR ENDED DECEMBER 31, 2014

	<u>Budgeted Amounts</u>		<u>Actual</u>	<u>Variance with</u>
	<u>Original</u>	<u>Final</u>		<u>Final Budget</u>
				<u>Positive</u>
				<u>(Negative)</u>
Public health and welfare				
Health services				
Personal services.	\$ 144,325	\$ 162,823	\$ 153,857	\$ 8,966
Contractual services	300	-	-	-
Maintenance and operations	12,938	10,993	10,762	231
Total health services	<u>157,563</u>	<u>173,816</u>	<u>164,619</u>	<u>9,197</u>
Health clinic				
Personal services.	61,076	63,230	61,900	1,330
Maintenance and operations	11,560	12,120	10,424	1,696
Total health clinic	<u>72,636</u>	<u>75,350</u>	<u>72,324</u>	<u>3,026</u>
Health administration				
Personal services.	181,694	194,690	186,682	8,008
Maintenance and operations	125,550	136,989	108,162	28,827
Total health administration.	<u>307,244</u>	<u>331,679</u>	<u>294,844</u>	<u>36,835</u>
Assistance to the needy				
Other.	17,875	13,355	8,030	5,325
Total assistance to the needy.	<u>17,875</u>	<u>13,355</u>	<u>8,030</u>	<u>5,325</u>
Total public health and welfare.	<u>555,318</u>	<u>594,200</u>	<u>539,817</u>	<u>54,383</u>
Transportation				
Street department				
Personal services.	671,959	645,271	608,969	36,302
Maintenance and operations	177,068	116,105	80,747	35,358
Total street department.	<u>849,027</u>	<u>761,376</u>	<u>689,716</u>	<u>71,660</u>
Lighting				
Maintenance and operations	436,201	463,072	368,326	94,746
Total lighting.	<u>436,201</u>	<u>463,072</u>	<u>368,326</u>	<u>94,746</u>
Total transportation	<u>1,285,228</u>	<u>1,224,448</u>	<u>1,058,042</u>	<u>166,406</u>
Community environment				
Planning				
Personal services.	51,032	52,413	51,948	465
Maintenance and operations	14,277	14,749	13,085	1,664
Total planning.	<u>65,309</u>	<u>67,162</u>	<u>65,033</u>	<u>2,129</u>
Total community environment	<u>65,309</u>	<u>67,162</u>	<u>65,033</u>	<u>2,129</u>
Leisure time activity				
Recreation-parks				
Personal services.	141,109	144,675	142,660	2,015
Maintenance and operations	78,489	78,293	58,371	19,922
Total recreation-parks	<u>219,598</u>	<u>222,968</u>	<u>201,031</u>	<u>21,937</u>

-- Continued

CITY OF STEUBENVILLE, OHIO

SCHEDULE OF REVENUES, EXPENDITURES AND CHANGES IN
 FUND BALANCE - BUDGET AND ACTUAL (NON-GAAP BUDGETARY BASIS)
 GENERAL FUND (CONTINUED)
 FOR THE YEAR ENDED DECEMBER 31, 2014

	<u>Budgeted Amounts</u>		<u>Actual</u>	<u>Variance with Final Budget Positive (Negative)</u>
	<u>Original</u>	<u>Final</u>		
Recreation-pools				
Maintenance and operations	\$ 8,500	\$ 7,138	\$ 2,947	\$ 4,191
Total recreation-pools	<u>8,500</u>	<u>7,138</u>	<u>2,947</u>	<u>4,191</u>
Recreation-indoors				
Personal services.	52,037	53,336	37,483	15,853
Contractual services	-	17,346	15,654	1,692
Maintenance and operations	64,054	59,378	47,580	11,798
Total recreation-indoors.	<u>116,091</u>	<u>130,060</u>	<u>100,717</u>	<u>29,343</u>
Recreation-administration				
Personal services.	52,052	45,160	36,770	8,390
Maintenance and operations	15,339	10,116	6,862	3,254
Total recreation-administration	<u>67,391</u>	<u>55,276</u>	<u>43,632</u>	<u>11,644</u>
Community celebrations				
Maintenance and operations	20,000	21,925	21,925	-
Total community celebrations	<u>20,000</u>	<u>21,925</u>	<u>21,925</u>	<u>-</u>
Total leisure time activity.	<u>431,580</u>	<u>437,367</u>	<u>370,252</u>	<u>67,115</u>
Total expenditures.	<u>12,517,754</u>	<u>12,744,960</u>	<u>11,990,043</u>	<u>754,917</u>
Excess (deficiency) of revenues over (under) expenditures	<u>(1,135,011)</u>	<u>(657,360)</u>	<u>246,674</u>	<u>904,034</u>
Other financing sources (uses):				
Sale of capital assets.	-	1,156	1,156	-
Transfers in.	77,956	50,000	50,000	-
Transfers (out).	-	(244,286)	(243,046)	(1,240)
Total other financing sources (uses)	<u>77,956</u>	<u>(193,130)</u>	<u>(191,890)</u>	<u>(1,240)</u>
Net change in fund balance.	(1,057,055)	(850,490)	54,784	905,274
Fund balance at beginning of year	<u>1,940,526</u>	<u>1,940,526</u>	<u>1,940,526</u>	<u>-</u>
Prior year encumbrances appropriated	<u>367,439</u>	<u>367,439</u>	<u>367,439</u>	<u>-</u>
Fund balance at end of year	<u>\$ 1,250,910</u>	<u>\$ 1,457,475</u>	<u>\$ 2,362,749</u>	<u>\$ 905,274</u>

CITY OF STEUBENVILLE, OHIO

SCHEDULE OF REVENUES, EXPENDITURES AND CHANGES IN
 FUND BALANCE - BUDGET AND ACTUAL (NON-GAAP BUDGETARY BASIS)
 UNCLAIMED MONIES FUND
 FOR THE YEAR ENDED DECEMBER 31, 2014

	Budgeted Amounts		Actual	Variance with Final Budget Positive (Negative)
	Original	Final		
Revenues:				
Other.	\$ 7,660	\$ 21,351	\$ 21,596	\$ 245
Total revenues	7,660	21,351	21,596	245
Expenditures:				
Current:				
General government				
Unclaimed monies				
Maintenance and operations	6,000	9,635	9,635	-
Total expenditures	6,000	9,635	9,635	-
Net change in fund balance	1,660	11,716	11,961	245
Fund balance at beginning of year.	13,339	13,339	13,339	-
Fund balance at end of year	\$ 14,999	\$ 25,055	\$ 25,300	\$ 245

CITY OF STEUBENVILLE, OHIO

SCHEDULE OF REVENUES, EXPENDITURES AND CHANGES IN
 FUND BALANCE - BUDGET AND ACTUAL (NON-GAAP BUDGETARY BASIS)
 SAFETY FUND
 FOR THE YEAR ENDED DECEMBER 31, 2014

	<u>Budgeted Amounts</u>		<u>Actual</u>	<u>Variance with Final Budget Positive (Negative)</u>
	<u>Original</u>	<u>Final</u>		
Revenues:				
Intergovernmental	\$ 5,000	\$ -	\$ -	\$ -
Other	13,000	232,427	232,950	523
Total revenues	<u>18,000</u>	<u>232,427</u>	<u>232,950</u>	<u>523</u>
Expenditures:				
Current:				
General government				
Safety				
Contractual services	38,194	18,034	12,140	5,894
Maintenance and operations	82,153	202,229	178,474	23,755
Total expenditures	<u>120,347</u>	<u>220,263</u>	<u>190,614</u>	<u>29,649</u>
Excess (deficiency) of revenues over (under) expenditures.	<u>(102,347)</u>	<u>12,164</u>	<u>42,336</u>	<u>30,172</u>
Other financing uses:				
Transfers out	(50,000)	(50,000)	(50,000)	-
Total other financing uses	<u>(50,000)</u>	<u>(50,000)</u>	<u>(50,000)</u>	<u>-</u>
Net change in fund balance.	(152,347)	(37,836)	(7,664)	30,172
Fund balance at beginning of year	788,613	788,613	788,613	-
Prior year encumbrances appropriated.	<u>17,547</u>	<u>17,547</u>	<u>17,547</u>	<u>-</u>
Fund balance at end of year	<u>\$ 653,813</u>	<u>\$ 768,324</u>	<u>\$ 798,496</u>	<u>\$ 30,172</u>

CITY OF STEUBENVILLE, OHIO

SCHEDULE OF REVENUES, EXPENDITURES AND CHANGES IN
 FUND BALANCE - BUDGET AND ACTUAL (NON-GAAP BUDGETARY BASIS)
 GENERAL RESERVE FUND
 FOR THE YEAR ENDED DECEMBER 31, 2014

	Budgeted Amounts		Actual	Variance with Final Budget Positive (Negative)
	Original	Final		
Other financing sources:				
Transfers in	\$ 194,053	\$ 190,053	\$ 190,053	\$ -
Total other financing sources	194,053	190,053	190,053	-
Net change in fund balance.	194,053	190,053	190,053	-
Fund balance at beginning of year	-	-	-	-
Fund balance at end of year	\$ 194,053	\$ 190,053	\$ 190,053	\$ -

CITY OF STEUBENVILLE, OHIO

SCHEDULE OF REVENUES, EXPENDITURES AND CHANGES IN
 FUND BALANCE - BUDGET AND ACTUAL (NON-GAAP BUDGETARY BASIS)
 .7% CITY INCOME TAX - STREET IMPROVEMENT FUND
 FOR THE YEAR ENDED DECEMBER 31, 2014

	<u>Budgeted Amounts</u>		<u>Actual</u>	<u>Variance with Final Budget Positive (Negative)</u>
	<u>Original</u>	<u>Final</u>		
Revenues:				
Municipal income taxes	\$ 702,070	\$ 712,484	\$ 714,916	\$ 2,432
Charges for services	300	728	758	30
Licenses and permits.	100,000	100,000	115,019	15,019
Intergovernmental	3,512,455	2,856,445	2,393,656	(462,789)
Other.	4,300	6,755	6,755	-
Total revenues	<u>4,319,125</u>	<u>3,676,412</u>	<u>3,231,104</u>	<u>(445,308)</u>
Expenditures:				
Capital outlay				
Street department				
Personal services	158,421	151,193	132,267	18,926
Maintenance and operations.	39,451	37,650	30,583	7,067
Capital outlay.	4,559,408	4,351,362	3,982,430	368,932
Other.	33,129	31,617	25,213	6,404
Total capital outlay	<u>4,790,409</u>	<u>4,571,822</u>	<u>4,170,493</u>	<u>382,403</u>
Debt service:				
Principal retirement.	69,188	69,188	69,188	-
Interest and fiscal charges.	28,422	28,422	28,422	-
Total debt service.	<u>97,610</u>	<u>97,610</u>	<u>97,610</u>	<u>-</u>
Total expenditures.	<u>4,888,019</u>	<u>4,669,432</u>	<u>4,268,103</u>	<u>382,403</u>
Net change in fund balance	<u>(568,894)</u>	<u>(993,020)</u>	<u>(1,036,999)</u>	<u>(43,979)</u>
Fund balance at beginning of year	<u>1,527,184</u>	<u>1,527,184</u>	<u>1,527,184</u>	<u>-</u>
Prior year encumbrances appropriated . .	<u>220,822</u>	<u>220,822</u>	<u>220,822</u>	<u>-</u>
Fund balance at end of year	<u>\$ 1,179,112</u>	<u>\$ 754,986</u>	<u>\$ 711,007</u>	<u>\$ (43,979)</u>

CITY OF STEUBENVILLE, OHIO

COMBINING BALANCE SHEET
NONMAJOR GOVERNMENTAL FUNDS
DECEMBER 31, 2014

	Nonmajor Special Revenue Funds	Nonmajor Debt Service Fund	Nonmajor Capital Projects Funds	Total Nonmajor Governmental Funds
Assets:				
Equity in pooled cash and cash equivalents	\$ 1,394,145	\$ 126,251	\$ 2,409,061	\$ 3,929,457
Receivables (net of allowances of uncollectibles):				
Income taxes	-	-	123,803	123,803
Real and other taxes	5,673	263,390	-	269,063
Special assessments	130,112	-	-	130,112
Due from other governments	1,446,642	14,182	3,870	1,464,694
Prepayments	1,093	-	-	1,093
Materials and supplies inventory	52,690	-	-	52,690
Total assets	<u>\$ 3,030,355</u>	<u>\$ 403,823</u>	<u>\$ 2,536,734</u>	<u>\$ 5,970,912</u>
Liabilities:				
Accounts payable	\$ 5,593	\$ -	\$ 88	\$ 5,681
Accrued wages and benefits	3,350	-	-	3,350
Due to other governments	8,274	-	-	8,274
Total liabilities	<u>17,217</u>	<u>-</u>	<u>88</u>	<u>17,305</u>
Deferred inflows of resources:				
Property taxes levied for the next year	-	210,293	-	210,293
Delinquent property tax revenue not available. . . .	-	53,097	-	53,097
Special assessments revenue not available.	130,112	-	-	130,112
Income tax revenue not available.	-	-	123,803	123,803
Intergovernmental revenue not available.	1,371,921	14,182	3,870	1,389,973
Miscellaneous revenue not available.	916	-	-	916
Total deferred inflows of resources	<u>1,502,949</u>	<u>277,572</u>	<u>127,673</u>	<u>1,908,194</u>
Fund balances:				
Nonspendable	53,783	-	-	53,783
Restricted	1,373,590	-	1,378,238	2,751,828
Committed	82,816	126,251	1,030,735	1,239,802
Total fund balances.	<u>1,510,189</u>	<u>126,251</u>	<u>2,408,973</u>	<u>4,045,413</u>
Total liabilities, deferred inflows of resources and fund balances.	<u>\$ 3,030,355</u>	<u>\$ 403,823</u>	<u>\$ 2,536,734</u>	<u>\$ 5,970,912</u>

CITY OF STEUBENVILLE, OHIO

COMBINING STATEMENT OF REVENUES, EXPENDITURES AND CHANGES IN FUND BALANCES
NONMAJOR GOVERNMENTAL FUNDS
FOR THE YEAR ENDED DECEMBER 31, 2014

	Nonmajor Special Revenue Funds	Nonmajor Debt Service Fund	Nonmajor Capital Projects Funds	Total Nonmajor Governmental Funds
Revenues:				
Municipal income taxes	\$ -	\$ -	\$ 400,000	\$ 400,000
Property and other taxes	98,148	213,917	-	312,065
Charges for services	5,954	-	-	5,954
Licenses and permits	91,181	-	-	91,181
Fines and forfeitures	18,096	-	29,526	47,622
Intergovernmental	1,474,214	33,123	213,289	1,720,626
Special assessments	96,479	-	-	96,479
Investment income	15	-	-	15
Contributions and donations	1,070	-	-	1,070
Rental income.	11,000	-	-	11,000
Other	27,603	-	-	27,603
Total revenues	1,823,760	247,040	642,815	2,713,615
Expenditures:				
Current:				
General government	99,974	5,515	22,135	127,624
Security of persons and property	2,879	-	-	2,879
Public health and welfare.	92,426	-	-	92,426
Transportation	513,004	-	-	513,004
Community environment	429,605	-	-	429,605
Leisure time activity.	109,261	-	-	109,261
Capital outlay	292,507	-	763,721	1,056,228
Debt service:				
Principal retirement.	52,254	90,000	-	142,254
Interest and fiscal charges	3,118	137,431	-	140,549
Bond issuance costs	-	-	25,712	25,712
Total expenditures.	1,595,028	232,946	811,568	2,639,542
Excess (deficiency) of revenues over (under) expenditures	228,732	14,094	(168,753)	74,073
Other financing sources:				
Bond issuance.	-	-	1,000,000	1,000,000
Premium on bond issuance	-	-	31,224	31,224
Transfers in	52,993	-	-	52,993
Total other financing uses	52,993	-	1,031,224	1,084,217
Net change in fund balances	281,725	14,094	862,471	1,158,290
Fund balances at beginning of year.	1,228,464	112,157	1,546,502	2,887,123
Fund balances at end of year.	\$ 1,510,189	\$ 126,251	\$ 2,408,973	\$ 4,045,413

CITY OF STEUBENVILLE, OHIO

COMBINING BALANCE SHEET
NONMAJOR SPECIAL REVENUE FUNDS
DECEMBER 31, 2014

	<u>Street Maintenance and Repair</u>	<u>State Highway Improvement</u>	<u>Litter</u>	<u>Hotel/Motel Tax</u>
Assets:				
Equity in pooled cash and cash equivalents	\$ 511,169	\$ 264,930	\$ 4,771	\$ -
Receivables (net of allowances of uncollectibles):				
Real and other taxes	-	-	-	5,673
Special assessments	-	-	-	-
Due from other governments	282,057	22,870	-	-
Prepayments	-	-	-	-
Materials and supplies inventory	52,690	-	-	-
Total assets	<u>\$ 845,916</u>	<u>\$ 287,800</u>	<u>\$ 4,771</u>	<u>\$ 5,673</u>
Liabilities:				
Accounts payable	\$ 3,213	\$ 12	\$ -	\$ -
Accrued wages and benefits	-	-	-	-
Due to other governments	-	-	-	-
Total liabilities	<u>3,213</u>	<u>12</u>	<u>-</u>	<u>-</u>
Deferred inflows of resources:				
Special assessments revenue not available.	-	-	-	-
Intergovernmental revenue not available.	243,593	19,751	-	-
Miscellaneous revenue not available.	-	-	-	916
Total deferred inflows of resources	<u>243,593</u>	<u>19,751</u>	<u>-</u>	<u>916</u>
Fund balances:				
Nonspendable	52,690	-	-	-
Restricted	546,420	268,037	4,771	4,757
Committed	-	-	-	-
Total fund balances	<u>599,110</u>	<u>268,037</u>	<u>4,771</u>	<u>4,757</u>
Total liabilities, deferred inflows of resources and fund balances.	<u>\$ 845,916</u>	<u>\$ 287,800</u>	<u>\$ 4,771</u>	<u>\$ 5,673</u>

Improvement Bond Escrow	Floto Historical Site	Indigent Drivers	Enforcement and Education	Law Enforcement Trust	Court Security
\$ 8,000	\$ 1,510	\$ 25,066	\$ 31,402	\$ 15,728	\$ 3,824
-	-	-	-	-	-
-	-	-	-	-	-
-	-	-	-	-	-
-	-	-	-	-	-
<u>\$ 8,000</u>	<u>\$ 1,510</u>	<u>\$ 25,066</u>	<u>\$ 31,402</u>	<u>\$ 15,728</u>	<u>\$ 3,824</u>
\$ -	\$ -	\$ -	\$ -	\$ 59	\$ -
-	-	-	-	-	-
-	-	-	-	-	-
-	-	-	-	59	-
-	-	-	-	-	-
-	-	-	-	-	-
-	-	-	-	-	-
-	-	-	-	-	-
-	-	-	-	-	-
8,000	1,510	25,066	31,402	15,669	3,824
-	-	-	-	-	-
<u>8,000</u>	<u>1,510</u>	<u>25,066</u>	<u>31,402</u>	<u>15,669</u>	<u>3,824</u>
<u>\$ 8,000</u>	<u>\$ 1,510</u>	<u>\$ 25,066</u>	<u>\$ 31,402</u>	<u>\$ 15,728</u>	<u>\$ 3,824</u>

- - Continued

CITY OF STEUBENVILLE, OHIO

COMBINING BALANCE SHEET
NONMAJOR SPECIAL REVENUE FUNDS (CONTINUED)
DECEMBER 31, 2014

	South End Economic Development	Property Maintenance Code Enforcement	Drug Dog	Summer Food Program
Assets:				
Equity in pooled cash and cash equivalents	\$ 6,671	\$ 3,600	\$ 50	\$ 228
Receivables (net of allowances of uncollectibles):				
Real and other taxes	-	-	-	-
Special assessments	-	-	-	-
Due from other governments	-	-	-	-
Prepayments	-	-	-	-
Materials and supplies inventory	-	-	-	-
Total assets	<u>\$ 6,671</u>	<u>\$ 3,600</u>	<u>\$ 50</u>	<u>\$ 228</u>
Liabilities:				
Accounts payable	\$ -	\$ -	\$ -	\$ -
Accrued wages and benefits	-	-	-	-
Due to other governments	-	-	-	136
Total liabilities	<u>-</u>	<u>-</u>	<u>-</u>	<u>136</u>
Deferred inflows of resources:				
Special assessments revenue not available.	-	-	-	-
Intergovernmental revenue not available.	-	-	-	-
Miscellaneous revenue not available.	-	-	-	-
Total deferred inflows of resources	<u>-</u>	<u>-</u>	<u>-</u>	<u>-</u>
Fund balances:				
Nonspendable	-	-	-	-
Restricted	6,671	-	50	-
Committed	-	3,600	-	92
Total fund balances	<u>6,671</u>	<u>3,600</u>	<u>50</u>	<u>92</u>
Total liabilities, deferred inflows of resources and fund balances.	<u>\$ 6,671</u>	<u>\$ 3,600</u>	<u>\$ 50</u>	<u>\$ 228</u>

Special Assessments	Municipal Court Special Project	Motor Vehicle License Tax	Zoning and Planning	Police Education Trust	Special Projects
\$ 112,913	\$ 1,754	\$ 33,557	\$ 266	\$ 16,847	\$ 19,009
-	-	-	-	-	-
130,112	-	-	-	-	-
-	-	5,245	-	-	-
-	-	-	-	-	-
-	-	-	-	-	-
<u>\$ 243,025</u>	<u>\$ 1,754</u>	<u>\$ 38,802</u>	<u>\$ 266</u>	<u>\$ 16,847</u>	<u>\$ 19,009</u>
\$ -	\$ -	\$ -	\$ -	\$ -	\$ -
-	-	-	-	-	-
-	-	-	-	-	-
-	-	-	-	-	-
130,112	-	-	-	-	-
-	-	-	-	-	-
-	-	-	-	-	-
<u>130,112</u>	<u>-</u>	<u>-</u>	<u>-</u>	<u>-</u>	<u>-</u>
-	-	-	-	-	-
112,913	1,754	38,802	-	16,847	19,009
-	-	-	266	-	-
<u>112,913</u>	<u>1,754</u>	<u>38,802</u>	<u>266</u>	<u>16,847</u>	<u>19,009</u>
<u>\$ 243,025</u>	<u>\$ 1,754</u>	<u>\$ 38,802</u>	<u>\$ 266</u>	<u>\$ 16,847</u>	<u>\$ 19,009</u>

- - Continued

CITY OF STEUBENVILLE, OHIO

COMBINING BALANCE SHEET
NONMAJOR SPECIAL REVENUE FUNDS (CONTINUED)
DECEMBER 31, 2014

	<u>IDIAM Court</u>	<u>Court Community Correction Act Grant</u>	<u>Belleview Park Pool</u>	<u>Fiber Infrastructure</u>
Assets:				
Equity in pooled cash and cash equivalents	\$ 19,671	\$ 36,745	\$ 54,980	\$ 23,878
Receivables (net of allowances of uncollectibles):				
Real and other taxes	-	-	-	-
Special assessments	-	-	-	-
Due from other governments	-	31,578	-	-
Prepayments	-	-	-	-
Materials and supplies inventory	-	-	-	-
Total assets	<u>\$ 19,671</u>	<u>\$ 68,323</u>	<u>\$ 54,980</u>	<u>\$ 23,878</u>
Liabilities:				
Accounts payable	\$ -	\$ -	\$ -	\$ -
Accrued wages and benefits	-	-	-	-
Due to other governments	-	-	-	-
Total liabilities	<u>-</u>	<u>-</u>	<u>-</u>	<u>-</u>
Deferred inflows of resources:				
Special assessments revenue not available.	-	-	-	-
Intergovernmental revenue not available.	-	15,789	-	-
Miscellaneous revenue not available.	-	-	-	-
Total deferred inflows of resources	<u>-</u>	<u>15,789</u>	<u>-</u>	<u>-</u>
Fund balances:				
Nonspendable	-	-	-	-
Restricted	19,671	52,534	-	-
Committed	-	-	54,980	23,878
Total fund balances	<u>19,671</u>	<u>52,534</u>	<u>54,980</u>	<u>23,878</u>
Total liabilities, deferred inflows of resources and fund balances.	<u>\$ 19,671</u>	<u>\$ 68,323</u>	<u>\$ 54,980</u>	<u>\$ 23,878</u>

Food	EPSDT	Mears Relief	Route 7 Project	Community Development	CDP - Revolving Loan
\$ 16,568	\$ 27,581	\$ 10,257	\$ 1,595	\$ 17,330	\$ 15,958
-	-	-	-	-	-
-	-	-	-	-	-
-	-	-	-	958,892	-
-	1,093	-	-	-	-
-	-	-	-	-	-
<u>\$ 16,568</u>	<u>\$ 28,674</u>	<u>\$ 10,257</u>	<u>\$ 1,595</u>	<u>\$ 976,222</u>	<u>\$ 15,958</u>
\$ 78	\$ 5	\$ -	\$ -	\$ 2,226	\$ -
1,042	238	-	-	2,070	-
2,613	676	-	-	4,849	-
<u>3,733</u>	<u>919</u>	<u>-</u>	<u>-</u>	<u>9,145</u>	<u>-</u>
-	-	-	-	-	-
-	-	-	-	946,788	-
-	-	-	-	-	-
<u>-</u>	<u>-</u>	<u>-</u>	<u>-</u>	<u>946,788</u>	<u>-</u>
-	1,093	-	-	-	-
12,835	26,662	10,257	1,595	20,289	15,958
-	-	-	-	-	-
<u>12,835</u>	<u>27,755</u>	<u>10,257</u>	<u>1,595</u>	<u>20,289</u>	<u>15,958</u>
<u>\$ 16,568</u>	<u>\$ 28,674</u>	<u>\$ 10,257</u>	<u>\$ 1,595</u>	<u>\$ 976,222</u>	<u>\$ 15,958</u>

- - Continued

CITY OF STEUBENVILLE, OHIO

COMBINING BALANCE SHEET
NONMAJOR SPECIAL REVENUE FUNDS (CONCLUDED)
DECEMBER 31, 2014

	CHIP Loan	Total Nonmajor Special Revenue Funds
	<u> </u>	<u> </u>
Assets:		
Equity in pooled cash and cash equivalents	\$ 108,287	\$ 1,394,145
Receivables (net of allowances of uncollectibles):		
Real and other taxes	-	5,673
Special assessments	-	130,112
Due from other governments	146,000	1,446,642
Prepayments	-	1,093
Materials and supplies inventory	-	52,690
Total assets	<u>\$ 254,287</u>	<u>\$ 3,030,355</u>
Liabilities:		
Accounts payable	\$ -	\$ 5,593
Accrued wages and benefits	-	3,350
Due to other governments	-	8,274
Total liabilities	<u>-</u>	<u>17,217</u>
Deferred inflows of resources:		
Special assessments revenue not available	-	130,112
Intergovernmental revenue not available	146,000	1,371,921
Miscellaneous revenue not available	-	916
Total deferred inflows of resources	<u>146,000</u>	<u>1,502,949</u>
Fund balances:		
Nonspendable	-	53,783
Restricted	108,287	1,373,590
Committed	-	82,816
Total fund balances	<u>108,287</u>	<u>1,510,189</u>
Total liabilities, deferred inflows of resources and fund balances	<u>\$ 254,287</u>	<u>\$ 3,030,355</u>

THIS PAGE IS INTENTIONALLY LEFT BLANK

CITY OF STEUBENVILLE, OHIO

COMBINING STATEMENT OF REVENUES, EXPENDITURES
AND CHANGES IN FUND BALANCES
NONMAJOR SPECIAL REVENUE FUNDS
FOR THE YEAR ENDED DECEMBER 31, 2014

	Street Maintenance and Repair	State Highway Improvement	Litter	Hotel/Motel Tax
Revenues:				
Property and other taxes	\$ -	\$ -	\$ -	\$ 98,148
Charges for services	-	-	-	-
Licenses and permits	-	-	-	-
Fines and forfeitures	-	-	-	-
Intergovernmental	566,497	45,933	-	-
Special assessments	-	-	-	-
Investment income	-	-	-	-
Contributions and donations	-	-	-	-
Rental income.	-	-	-	-
Other.	-	-	-	-
Total revenues	566,497	45,933	-	98,148
Expenditures:				
Current:				
General government	-	-	-	-
Security of persons and property	-	-	-	-
Public health and welfare.	-	-	-	-
Transportation	446,688	66,316	-	-
Community environment	-	-	-	97,082
Leisure time activity.	-	-	-	-
Capital outlay	-	-	-	-
Debt service:				
Principal retirement.	-	-	-	-
Interest and fiscal charges	-	-	-	-
Total expenditures	446,688	66,316	-	97,082
Excess (deficiency) of revenues over (under) expenditures	119,809	(20,383)	-	1,066
Other financing sources:				
Transfers in.	-	-	-	-
Net change in fund balances	119,809	(20,383)	-	1,066
Fund balances at beginning of year.	479,301	288,420	4,771	3,691
Fund balances at end of year	\$ 599,110	\$ 268,037	\$ 4,771	\$ 4,757

Improvement Bond Escrow	Floto Historical Site	Indigent Drivers	Enforcement and Education	Law Enforcement Trust	Court Security
\$ -	\$ -	\$ -	\$ -	\$ -	\$ -
-	-	-	-	-	-
-	-	-	-	-	-
-	-	8,906	1,170	-	-
-	-	-	-	-	-
-	-	-	-	-	-
-	-	-	-	-	-
-	-	-	-	-	-
-	-	-	-	-	-
-	-	-	-	-	-
-	-	8,906	1,170	-	-
-	-	-	-	-	-
-	-	2,190	-	-	-
-	-	-	-	2,879	-
-	-	-	-	-	-
-	-	-	-	-	-
-	-	-	-	-	-
-	-	-	-	-	-
-	-	-	-	-	-
-	-	2,190	-	2,879	-
-	-	-	-	-	-
-	-	6,716	1,170	(2,879)	-
-	-	-	-	-	-
-	-	6,716	1,170	(2,879)	-
8,000	1,510	18,350	30,232	18,548	3,824
<u>\$ 8,000</u>	<u>\$ 1,510</u>	<u>\$ 25,066</u>	<u>\$ 31,402</u>	<u>\$ 15,669</u>	<u>\$ 3,824</u>

- - Continued

CITY OF STEUBENVILLE, OHIO

COMBINING STATEMENT OF REVENUES, EXPENDITURES
AND CHANGES IN FUND BALANCES
NONMAJOR SPECIAL REVENUE FUNDS (CONTINUED)
FOR THE YEAR ENDED DECEMBER 31, 2014

	South End Economic Development	Property Maintenance Code Enforcement	Drug Dog	Summer Food Program
Revenues:				
Property and other taxes	\$ -	\$ -	\$ -	\$ -
Charges for services	-	-	-	-
Licenses and permits	-	3,600	-	-
Fines and forfeitures	-	-	-	-
Intergovernmental	-	-	-	40,891
Special assessments	-	-	-	-
Investment income	-	-	-	-
Contributions and donations	-	-	50	-
Rental income.	-	-	-	-
Other.	-	-	-	-
Total revenues	-	3,600	50	40,891
Expenditures:				
Current:				
General government	-	-	-	-
Security of persons and property	-	-	-	-
Public health and welfare.	-	-	-	-
Transportation	-	-	-	-
Community environment	-	-	-	-
Leisure time activity.	-	-	-	53,627
Capital outlay	-	-	-	-
Debt service:				
Principal retirement.	-	-	-	-
Interest and fiscal charges	-	-	-	-
Total expenditures	-	-	-	53,627
Excess (deficiency) of revenues over (under) expenditures	-	3,600	50	(12,736)
Other financing sources:				
Transfers in.	-	-	-	12,400
Net change in fund balances	-	3,600	50	(336)
Fund balances at beginning of year.	6,671	-	-	428
Fund balances at end of year	\$ 6,671	\$ 3,600	\$ 50	\$ 92

Special Assessments	Municipal Court Special Project	Motor Vehicle License Tax	Zoning and Planning	Police Education Trust	Special Projects
\$ -	\$ -	\$ -	\$ -	\$ -	\$ -
-	-	-	-	-	-
-	-	-	-	-	-
-	1,754	-	-	-	2,645
-	-	71,715	-	-	-
96,479	-	-	-	-	-
-	-	-	-	-	-
-	-	-	-	-	-
-	-	-	-	-	-
10,000	-	-	175	-	-
<u>106,479</u>	<u>1,754</u>	<u>71,715</u>	<u>175</u>	<u>-</u>	<u>2,645</u>
8,693	-	-	-	-	-
-	-	-	-	-	-
-	-	-	-	-	-
-	-	-	640	-	-
-	-	-	-	-	-
-	-	-	-	-	-
-	-	52,254	-	-	-
-	-	3,118	-	-	-
<u>8,693</u>	<u>-</u>	<u>55,372</u>	<u>640</u>	<u>-</u>	<u>-</u>
97,786	1,754	16,343	(465)	-	2,645
-	-	-	-	-	-
97,786	1,754	16,343	(465)	-	2,645
15,127	-	22,459	731	16,847	16,364
<u>\$ 112,913</u>	<u>\$ 1,754</u>	<u>\$ 38,802</u>	<u>\$ 266</u>	<u>\$ 16,847</u>	<u>\$ 19,009</u>

- - Continued

CITY OF STEUBENVILLE, OHIO

COMBINING STATEMENT OF REVENUES, EXPENDITURES
AND CHANGES IN FUND BALANCES
NONMAJOR SPECIAL REVENUE FUNDS (CONTINUED)
FOR THE YEAR ENDED DECEMBER 31, 2014

	IDIAM Court	Court Community Correction Act Grant	Bellevue Park Pool	Fiber Infrastructure
Revenues:				
Property and other taxes	\$ -	\$ -	\$ -	\$ -
Charges for services	-	-	5,954	-
Licenses and permits	-	-	-	-
Fines and forfeitures	3,621	-	-	-
Intergovernmental	-	93,130	10,000	-
Special assessments	-	-	-	-
Investment income	-	-	-	-
Contributions and donations	-	-	1,020	-
Rental income.	-	-	-	11,000
Other.	-	936	-	-
Total revenues	3,621	94,066	16,974	11,000
Expenditures:				
Current:				
General government	516	88,575	-	-
Security of persons and property	-	-	-	-
Public health and welfare.	-	-	-	-
Transportation	-	-	-	-
Community environment	-	-	-	-
Leisure time activity.	-	-	54,187	-
Capital outlay	-	-	-	-
Debt service:				
Principal retirement.	-	-	-	-
Interest and fiscal charges	-	-	-	-
Total expenditures	516	88,575	54,187	-
Excess (deficiency) of revenues over (under) expenditures	3,105	5,491	(37,213)	11,000
Other financing sources:				
Transfers in.	-	-	40,593	-
Net change in fund balances	3,105	5,491	3,380	11,000
Fund balances at beginning of year.	16,566	47,043	51,600	12,878
Fund balances at end of year	\$ 19,671	\$ 52,534	\$ 54,980	\$ 23,878

Food	EPSDT	Mears Relief	Swimming Pool	Route 7 Project	Community Development
\$ -	\$ -	\$ -	\$ -	\$ -	\$ -
-	-	-	-	-	-
63,786	22,348	-	1,447	-	-
-	-	-	-	-	-
-	-	-	-	-	435,695
-	-	-	-	-	-
-	-	10	-	-	-
-	-	-	-	-	-
-	-	-	-	-	-
1,354	24	75	-	-	10,078
<u>65,140</u>	<u>22,372</u>	<u>85</u>	<u>1,447</u>	<u>-</u>	<u>445,773</u>
-	-	-	-	-	-
-	-	-	-	-	-
69,499	22,927	-	-	-	-
-	-	-	-	-	-
-	-	-	-	-	151,283
-	-	-	1,447	-	-
-	-	-	-	-	292,507
-	-	-	-	-	-
-	-	-	-	-	-
<u>69,499</u>	<u>22,927</u>	<u>-</u>	<u>1,447</u>	<u>-</u>	<u>443,790</u>
(4,359)	(555)	85	-	-	1,983
-	-	-	-	-	-
(4,359)	(555)	85	-	-	1,983
17,194	28,310	10,172	-	1,595	18,306
<u>\$ 12,835</u>	<u>\$ 27,755</u>	<u>\$ 10,257</u>	<u>\$ -</u>	<u>\$ 1,595</u>	<u>\$ 20,289</u>

-- Continued

CITY OF STEUBENVILLE, OHIO

COMBINING STATEMENT OF REVENUES, EXPENDITURES
AND CHANGES IN FUND BALANCES
NONMAJOR SPECIAL REVENUE FUNDS (CONCLUDED)
FOR THE YEAR ENDED DECEMBER 31, 2014

	CDP - Revolving Loan	CHIP Loan	Total Nonmajor Special Revenue Funds
Revenues:			
Property and other taxes	\$ -	\$ -	\$ 98,148
Charges for services	-	-	5,954
Licenses and permits	-	-	91,181
Fines and forfeitures	-	-	18,096
Intergovernmental	-	210,353	1,474,214
Special assessments	-	-	96,479
Investment income	5	-	15
Contributions and donations	-	-	1,070
Rental income.	-	-	11,000
Other.	4,961	-	27,603
Total revenues	<u>4,966</u>	<u>210,353</u>	<u>1,823,760</u>
Expenditures:			
Current:			
General government	-	-	99,974
Security of persons and property	-	-	2,879
Public health and welfare.	-	-	92,426
Transportation	-	-	513,004
Community environment	-	180,600	429,605
Leisure time activity.	-	-	109,261
Capital outlay	-	-	292,507
Debt service:			
Principal retirement.	-	-	52,254
Interest and fiscal charges	-	-	3,118
Total expenditures	<u>-</u>	<u>180,600</u>	<u>1,595,028</u>
Excess (deficiency) of revenues over (under) expenditures	<u>4,966</u>	<u>29,753</u>	<u>228,732</u>
Other financing sources:			
Transfers in.	-	-	52,993
Net change in fund balances	4,966	29,753	281,725
Fund balances at beginning of year.	<u>10,992</u>	<u>78,534</u>	<u>1,228,464</u>
Fund balances at end of year	<u>\$ 15,958</u>	<u>\$ 108,287</u>	<u>\$ 1,510,189</u>

CITY OF STEUBENVILLE, OHIO

SCHEDULE OF REVENUES, EXPENDITURES AND CHANGES IN
 FUND BALANCE - BUDGET AND ACTUAL (NON-GAAP BUDGETARY BASIS)
 STREET MAINTENANCE AND REPAIR FUND
 FOR THE YEAR ENDED DECEMBER 31, 2014

	<u>Budgeted Amounts</u>		<u>Actual</u>	Variance with Final Budget Positive (Negative)
	<u>Original</u>	<u>Final</u>		
Revenues:				
Intergovernmental.	\$ 572,928	\$ 572,928	\$ 574,783	\$ 1,855
Total revenues.	<u>572,928</u>	<u>572,928</u>	<u>574,783</u>	<u>1,855</u>
Expenditures:				
Current:				
Transportation				
Street department				
Maintenance and operations.	279,849	541,012	489,260	51,752
Other.	<u>200,000</u>	<u>220,000</u>	<u>200,000</u>	<u>20,000</u>
Total expenditures.	<u>479,849</u>	<u>761,012</u>	<u>689,260</u>	<u>71,752</u>
Net change in fund balance	93,079	(188,084)	(114,477)	73,607
Fund balance at beginning of year.	368,415	368,415	368,415	-
Prior year encumbrances appropriated . . .	<u>26,399</u>	<u>26,399</u>	<u>26,399</u>	<u>-</u>
Fund balance at end of year	<u>\$ 487,893</u>	<u>\$ 206,730</u>	<u>\$ 280,337</u>	<u>\$ 73,607</u>

CITY OF STEUBENVILLE, OHIO

SCHEDULE OF REVENUES, EXPENDITURES AND CHANGES IN
 FUND BALANCE - BUDGET AND ACTUAL (NON-GAAP BUDGETARY BASIS)
 STATE HIGHWAY IMPROVEMENT FUND
 FOR THE YEAR ENDED DECEMBER 31, 2014

	Budgeted Amounts		Actual	Variance with Final Budget Positive (Negative)
	Original	Final		
Revenues:				
Intergovernmental.	\$ 73,171	\$ 48,162	\$ 46,604	\$ (1,558)
Total revenues.	73,171	48,162	46,604	(1,558)
Expenditures:				
Current:				
Transportation				
Street department				
Maintenance and operations	5,650	78,750	71,210	7,540
Total expenditures.	5,650	78,750	71,210	7,540
Net change in fund balance	67,521	(30,588)	(24,606)	5,982
Fund balance at beginning of year.	284,630	284,630	284,630	-
Fund balance at end of year	\$ 352,151	\$ 254,042	\$ 260,024	\$ 5,982

CITY OF STEUBENVILLE, OHIO

SCHEDULE OF REVENUES, EXPENDITURES AND CHANGES IN
 FUND BALANCE - BUDGET AND ACTUAL (NON-GAAP BUDGETARY BASIS)
 LITTER FUND
 FOR THE YEAR ENDED DECEMBER 31, 2014

	<u>Budgeted Amounts</u>			Variance with Final Budget Positive (Negative)
	<u>Original</u>	<u>Final</u>	<u>Actual</u>	
Fund balance at beginning of year.	\$ 4,771	\$ 4,771	\$ 4,771	\$ -
Fund balance at end of year	<u>\$ 4,771</u>	<u>\$ 4,771</u>	<u>\$ 4,771</u>	<u>\$ -</u>

CITY OF STEUBENVILLE, OHIO

SCHEDULE OF REVENUES, EXPENDITURES AND CHANGES IN
 FUND BALANCE - BUDGET AND ACTUAL (NON-GAAP BUDGETARY BASIS)
 HOTEL/MOTEL TAX FUND
 FOR THE YEAR ENDED DECEMBER 31, 2014

	Budgeted Amounts		Actual	Variance with Final Budget Positive (Negative)
	Original	Final		
Revenues:				
Property and other taxes	\$ 98,456	\$ 103,393	\$ 97,682	\$ (5,711)
Total revenues	98,456	103,393	97,682	(5,711)
Expenditures:				
Current:				
Community environment				
Convention and visitors bureau				
Other.	98,650	103,897	98,037	5,860
Total expenditures	98,650	103,897	98,037	5,860
Net change in fund balance	(194)	(504)	(355)	149
Fund balance at beginning of year	205	205	205	-
Prior year encumbrances appropriated. . .	150	150	150	-
Fund balance (deficit) at end of year	\$ 161	\$ (149)	\$ -	\$ 149

CITY OF STEUBENVILLE, OHIO

SCHEDULE OF REVENUES, EXPENDITURES AND CHANGES IN
 FUND BALANCE - BUDGET AND ACTUAL (NON-GAAP BUDGETARY BASIS)
 IMPROVEMENT BOND ESCROW FUND
 FOR THE YEAR ENDED DECEMBER 31, 2014

	<u>Budgeted Amounts</u>			Variance with Final Budget Positive (Negative)
	<u>Original</u>	<u>Final</u>	<u>Actual</u>	
Fund balance at beginning of year	\$ 8,000	\$ 8,000	\$ 8,000	\$ -
Fund balance at end of year	<u>\$ 8,000</u>	<u>\$ 8,000</u>	<u>\$ 8,000</u>	<u>\$ -</u>

CITY OF STEUBENVILLE, OHIO

SCHEDULE OF REVENUES, EXPENDITURES AND CHANGES IN
 FUND BALANCE - BUDGET AND ACTUAL (NON-GAAP BUDGETARY BASIS)
 FLOTO HISTORICAL SITE FUND
 FOR THE YEAR ENDED DECEMBER 31, 2014

	<u>Budgeted Amounts</u>			Variance with Final Budget Positive (Negative)
	<u>Original</u>	<u>Final</u>	<u>Actual</u>	
Fund balance at beginning of year	\$ 1,510	\$ 1,510	\$ 1,510	\$ -
Fund balance at end of year.	<u>\$ 1,510</u>	<u>\$ 1,510</u>	<u>\$ 1,510</u>	<u>\$ -</u>

CITY OF STEUBENVILLE, OHIO

SCHEDULE OF REVENUES, EXPENDITURES AND CHANGES IN
 FUND BALANCE - BUDGET AND ACTUAL (NON-GAAP BUDGETARY BASIS)
 INDIGENT DRIVERS FUND
 FOR THE YEAR ENDED DECEMBER 31, 2014

	Budgeted Amounts		Actual	Variance with Final Budget Positive (Negative)
	Original	Final		
Revenues:				
Fines and forfeitures	\$ 4,515	\$ 8,539	\$ 8,906	\$ 367
Total revenues	<u>4,515</u>	<u>8,539</u>	<u>8,906</u>	<u>367</u>
Expenditures:				
Current:				
General government				
Municipal court				
Other	2,500	2,190	2,190	-
Total expenditures	<u>2,500</u>	<u>2,190</u>	<u>2,190</u>	<u>-</u>
Net change in fund balance	2,015	6,349	6,716	367
Fund balance at beginning of year	<u>18,350</u>	<u>18,350</u>	<u>18,350</u>	<u>-</u>
Fund balance at end of year	<u>\$ 20,365</u>	<u>\$ 24,699</u>	<u>\$ 25,066</u>	<u>\$ 367</u>

CITY OF STEUBENVILLE, OHIO

SCHEDULE OF REVENUES, EXPENDITURES AND CHANGES IN
 FUND BALANCE - BUDGET AND ACTUAL (NON-GAAP BUDGETARY BASIS)
 ENFORCEMENT AND EDUCATION FUND
 FOR THE YEAR ENDED DECEMBER 31, 2014

	<u>Budgeted Amounts</u>		<u>Actual</u>	<u>Variance with Final Budget Positive (Negative)</u>
	<u>Original</u>	<u>Final</u>		
Revenues:				
Fines and forfeitures	\$ 1,369	\$ 1,369	\$ 1,170	\$ (199)
Total revenues	<u>1,369</u>	<u>1,369</u>	<u>1,170</u>	<u>(199)</u>
Net change in fund balance	1,369	1,369	1,170	(199)
Fund balance at beginning of year	<u>30,232</u>	<u>30,232</u>	<u>30,232</u>	<u>-</u>
Fund balance at end of year.	<u>\$ 31,601</u>	<u>\$ 31,601</u>	<u>\$ 31,402</u>	<u>\$ (199)</u>

CITY OF STEUBENVILLE, OHIO

SCHEDULE OF REVENUES, EXPENDITURES AND CHANGES IN
 FUND BALANCE - BUDGET AND ACTUAL (NON-GAAP BUDGETARY BASIS)
 PARKS MATERIAL USAGE FUND
 FOR THE YEAR ENDED DECEMBER 31, 2014

	Budgeted Amounts		Actual	Variance with Final Budget Positive (Negative)
	Original	Final		
Revenues:				
Charges for services	\$ 5,210	\$ -	\$ -	\$ -
Total revenues	5,210	-	-	-
Expenditures:				
Current:				
Maintenance and operations	5,210	-	-	-
Total expenditures	5,210	-	-	-
Fund balance at beginning of year	-	-	-	-
Fund balance at end of year	\$ -	\$ -	\$ -	\$ -

CITY OF STEUBENVILLE, OHIO

SCHEDULE OF REVENUES, EXPENDITURES AND CHANGES IN
 FUND BALANCE - BUDGET AND ACTUAL (NON-GAAP BUDGETARY BASIS)
 LAW ENFORCEMENT TRUST FUND
 FOR THE YEAR ENDED DECEMBER 31, 2014

	Budgeted Amounts		Actual	Variance with Final Budget Positive (Negative)
	Original	Final		
Expenditures:				
Current:				
Security of persons and property				
Police				
Other	\$ 3,617	\$ 3,662	\$ 2,879	\$ 783
Total expenditures	3,617	3,662	2,879	783
Net change in fund balance.	(3,617)	(3,662)	(2,879)	783
Fund balance at beginning of year	18,131	18,131	18,131	-
Prior year encumbrances appropriated . . .	417	417	417	-
Fund balance at end of year	\$ 14,931	\$ 14,886	\$ 15,669	\$ 783

CITY OF STEUBENVILLE, OHIO

SCHEDULE OF REVENUES, EXPENDITURES AND CHANGES IN
 FUND BALANCE - BUDGET AND ACTUAL (NON-GAAP BUDGETARY BASIS)
 COURT SECURITY FUND
 FOR THE YEAR ENDED DECEMBER 31, 2014

	<u>Budgeted Amounts</u>		<u>Actual</u>	Variance with Final Budget Positive (Negative)
	<u>Original</u>	<u>Final</u>		
Fund balance at beginning of year	\$ 3,824	\$ 3,824	\$ 3,824	\$ -
Fund balance at end of year	<u>\$ 3,824</u>	<u>\$ 3,824</u>	<u>\$ 3,824</u>	<u>\$ -</u>

CITY OF STEUBENVILLE, OHIO

SCHEDULE OF REVENUES, EXPENDITURES AND CHANGES IN
 FUND BALANCE - BUDGET AND ACTUAL (NON-GAAP BUDGETARY BASIS)
 SOUTH END ECONOMIC DEVELOPMENT FUND
 FOR THE YEAR ENDED DECEMBER 31, 2014

	<u>Budgeted Amounts</u>			Variance with Final Budget Positive (Negative)
	<u>Original</u>	<u>Final</u>	<u>Actual</u>	
Fund balance at beginning of year	\$ 6,671	\$ 6,671	\$ 6,671	\$ -
Fund balance at end of year.	<u>\$ 6,671</u>	<u>\$ 6,671</u>	<u>\$ 6,671</u>	<u>\$ -</u>

CITY OF STEUBENVILLE, OHIO

SCHEDULE OF REVENUES, EXPENDITURES AND CHANGES IN
 FUND BALANCE - BUDGET AND ACTUAL (NON-GAAP BUDGETARY BASIS)
 PROPERTY MAINTENANCE CODE ENFORCEMENT FUND
 FOR THE YEAR ENDED DECEMBER 31, 2014

	<u>Budgeted Amounts</u>		<u>Actual</u>	<u>Variance with Final Budget Positive (Negative)</u>
	<u>Original</u>	<u>Final</u>		
Revenues:				
Licenses and permits	\$ 1,800	\$ 1,800	\$ 3,600	\$ 1,800
Total revenues	<u>1,800</u>	<u>1,800</u>	<u>3,600</u>	<u>1,800</u>
Net change in fund balance.	1,800	1,800	3,600	1,800
Fund balance at beginning of year	<u>-</u>	<u>-</u>	<u>-</u>	<u>-</u>
Fund balance at end of year.	<u>\$ 1,800</u>	<u>\$ 1,800</u>	<u>\$ 3,600</u>	<u>\$ 1,800</u>

CITY OF STEUBENVILLE, OHIO

SCHEDULE OF REVENUES, EXPENDITURES AND CHANGES IN
 FUND BALANCE - BUDGET AND ACTUAL (NON-GAAP BUDGETARY BASIS)
 DRUG DOG FUND
 FOR THE YEAR ENDED DECEMBER 31, 2014

	<u>Budgeted Amounts</u>		<u>Actual</u>	<u>Variance with Final Budget Positive (Negative)</u>
	<u>Original</u>	<u>Final</u>		
Revenues:				
Contributions and donations.	\$ -	\$ -	\$ 50	\$ 50
Total revenues	<u>-</u>	<u>-</u>	<u>50</u>	<u>50</u>
Net change in fund balance.	-	-	50	50
Fund balance at beginning of year	<u>-</u>	<u>-</u>	<u>-</u>	<u>-</u>
Fund balance at end of year.	<u><u>\$ -</u></u>	<u><u>\$ -</u></u>	<u><u>\$ 50</u></u>	<u><u>\$ 50</u></u>

CITY OF STEUBENVILLE, OHIO

SCHEDULE OF REVENUES, EXPENDITURES AND CHANGES IN
 FUND BALANCE - BUDGET AND ACTUAL (NON-GAAP BUDGETARY BASIS)
 SUMMER FOOD PROGRAM FUND
 FOR THE YEAR ENDED DECEMBER 31, 2014

	<u>Budgeted Amounts</u>		<u>Actual</u>	Variance with Final Budget Positive (Negative)
	<u>Original</u>	<u>Final</u>		
Revenues:				
Intergovernmental.	\$ 79,500	\$ 40,891	\$ 40,891	\$ -
Total revenues.	<u>79,500</u>	<u>40,891</u>	<u>40,891</u>	<u>-</u>
Expenditures:				
Current:				
Leisure time activity				
Recreation-administration				
Personal services	-	4,514	4,514	-
Maintenance and operations	79,205	48,977	48,977	-
Total expenditures.	<u>79,205</u>	<u>53,491</u>	<u>53,491</u>	<u>-</u>
Excess (deficiency) of revenues over (under) expenditures.	<u>295</u>	<u>(12,600)</u>	<u>(12,600)</u>	<u>-</u>
Other financing sources:				
Transfers in	-	20,000	12,400	(7,600)
Total other financing sources.	<u>-</u>	<u>20,000</u>	<u>12,400</u>	<u>(7,600)</u>
Net change in fund balance.	295	7,400	(200)	(7,600)
Fund balance at beginning of year	<u>428</u>	<u>428</u>	<u>428</u>	<u>-</u>
Fund balance at end of year.	<u>\$ 723</u>	<u>\$ 7,828</u>	<u>\$ 228</u>	<u>\$ (7,600)</u>

CITY OF STEUBENVILLE, OHIO

SCHEDULE OF REVENUES, EXPENDITURES AND CHANGES IN
 FUND BALANCE - BUDGET AND ACTUAL (NON-GAAP BUDGETARY BASIS)
 SPECIAL ASSESSMENTS FUND
 FOR THE YEAR ENDED DECEMBER 31, 2014

	Budgeted Amounts		Actual	Variance with Final Budget Positive (Negative)
	Original	Final		
Revenues:				
Special assessments.	\$ 31,943	\$ 96,479	\$ 96,479	\$ -
Other	-	10,000	10,000	-
Total revenues	31,943	106,479	106,479	-
Expenditures:				
Current:				
General government				
Special assessment				
Maintenance and operations.	24,250	17,878	17,878	-
Other.	12,000	815	815	-
Total expenditures	36,250	18,693	18,693	-
Net change in fund balance.	(4,307)	87,786	87,786	-
Fund balance at beginning of year	3,127	3,127	3,127	-
Prior year encumbrances appropriated . . .	22,000	22,000	22,000	-
Fund balance at end of year	\$ 20,820	\$ 112,913	\$ 112,913	\$ -

CITY OF STEUBENVILLE, OHIO

SCHEDULE OF REVENUES, EXPENDITURES AND CHANGES IN
 FUND BALANCE - BUDGET AND ACTUAL (NON-GAAP BUDGETARY BASIS)
 MUNICIPAL COURT SPECIAL PROJECT FUND
 FOR THE YEAR ENDED DECEMBER 31, 2014

	<u>Budgeted Amounts</u>		<u>Actual</u>	<u>Variance with Final Budget Positive (Negative)</u>
	<u>Original</u>	<u>Final</u>		
Revenues:				
Fines and forfeitures	\$ 1,404	\$ 1,404	\$ 1,754	\$ 350
Total revenues	<u>1,404</u>	<u>1,404</u>	<u>1,754</u>	<u>350</u>
Net change in fund balance.	1,404	1,404	1,754	350
Fund balance at beginning of year	<u>-</u>	<u>-</u>	<u>-</u>	<u>-</u>
Fund balance at end of year.	<u>\$ 1,404</u>	<u>\$ 1,404</u>	<u>\$ 1,754</u>	<u>\$ 350</u>

CITY OF STEUBENVILLE, OHIO

SCHEDULE OF REVENUES, EXPENDITURES AND CHANGES IN
 FUND BALANCE - BUDGET AND ACTUAL (NON-GAAP BUDGETARY BASIS)
 MOTOR VEHICLE LICENSE TAX FUND
 FOR THE YEAR ENDED DECEMBER 31, 2014

	Budgeted Amounts		Actual	Variance with Final Budget Positive (Negative)
	Original	Final		
Revenues:				
Intergovernmental.	\$ 66,860	\$ 66,860	\$ 71,800	\$ 4,940
Total revenues	<u>66,860</u>	<u>66,860</u>	<u>71,800</u>	<u>4,940</u>
Expenditures:				
Debt service:				
Principal retirement.	70,079	71,861	70,079	1,782
Interest and fiscal charges.	3,750	3,814	3,750	64
Total expenditures	<u>73,829</u>	<u>75,675</u>	<u>73,829</u>	<u>1,846</u>
Net change in fund balance.	(6,969)	(8,815)	(2,029)	6,786
Fund balance at beginning of year	<u>17,129</u>	<u>17,129</u>	<u>17,129</u>	<u>-</u>
Fund balance at end of year	<u>\$ 10,160</u>	<u>\$ 8,314</u>	<u>\$ 15,100</u>	<u>\$ 6,786</u>

CITY OF STEUBENVILLE, OHIO

SCHEDULE OF REVENUES, EXPENDITURES AND CHANGES IN
 FUND BALANCE - BUDGET AND ACTUAL (NON-GAAP BUDGETARY BASIS)
 ZONING AND PLANNING FUND
 FOR THE YEAR ENDED DECEMBER 31, 2014

	<u>Budgeted Amounts</u>		<u>Actual</u>	<u>Variance with Final Budget Positive (Negative)</u>
	<u>Original</u>	<u>Final</u>		
Revenues:				
Other	\$ 3,000	\$ 445	\$ 175	\$ (270)
Total revenues	<u>3,000</u>	<u>445</u>	<u>175</u>	<u>(270)</u>
Expenditures:				
Current:				
Community environment				
Zoning and rezoning				
Maintenance and operations	2,398	1,947	1,141	806
Total expenditures.	<u>2,398</u>	<u>1,947</u>	<u>1,141</u>	<u>806</u>
Net change in fund balance.	602	(1,502)	(966)	536
Fund balance at beginning of year	682	682	682	-
Prior year encumbrances appropriated . . .	<u>498</u>	<u>498</u>	<u>498</u>	<u>-</u>
Fund balance (deficit) at end of year	<u>\$ 1,782</u>	<u>\$ (322)</u>	<u>\$ 214</u>	<u>\$ 536</u>

CITY OF STEUBENVILLE, OHIO

SCHEDULE OF REVENUES, EXPENDITURES AND CHANGES IN
 FUND BALANCE - BUDGET AND ACTUAL (NON-GAAP BUDGETARY BASIS)
 POLICE EDUCATION TRUST FUND
 FOR THE YEAR ENDED DECEMBER 31, 2014

	<u>Budgeted Amounts</u>		<u>Actual</u>	Variance with Final Budget Positive (Negative)
	<u>Original</u>	<u>Final</u>		
Fund balance at beginning of year	\$ 16,847	\$ 16,847	\$ 16,847	\$ -
Fund balance at end of year	<u>\$ 16,847</u>	<u>\$ 16,847</u>	<u>\$ 16,847</u>	<u>\$ -</u>

CITY OF STEUBENVILLE, OHIO

SCHEDULE OF REVENUES, EXPENDITURES AND CHANGES IN
 FUND BALANCE - BUDGET AND ACTUAL (NON-GAAP BUDGETARY BASIS)
 SPECIAL PROJECTS FUND
 FOR THE YEAR ENDED DECEMBER 31, 2014

	<u>Budgeted Amounts</u>		<u>Actual</u>	<u>Variance with Final Budget Positive (Negative)</u>
	<u>Original</u>	<u>Final</u>		
Revenues:				
Fines and forfeitures.	\$ 4,037	\$ 2,900	\$ 2,645	\$ (255)
Total revenues.	<u>4,037</u>	<u>2,900</u>	<u>2,645</u>	<u>(255)</u>
Net change in fund balance.	4,037	2,900	2,645	(255)
Fund balance at beginning of year	<u>16,364</u>	<u>16,364</u>	<u>16,364</u>	<u>-</u>
Fund balance at end of year	<u>\$ 20,401</u>	<u>\$ 19,264</u>	<u>\$ 19,009</u>	<u>\$ (255)</u>

CITY OF STEUBENVILLE, OHIO

SCHEDULE OF REVENUES, EXPENDITURES AND CHANGES IN
 FUND BALANCE - BUDGET AND ACTUAL (NON-GAAP BUDGETARY BASIS)
 IDIAM COURT FUND
 FOR THE YEAR ENDED DECEMBER 31, 2014

	Budgeted Amounts		Actual	Variance with Final Budget Positive (Negative)
	Original	Final		
Revenues:				
Fines and forfeitures	\$ 5,568	\$ 3,400	\$ 3,621	\$ 221
Total revenues	5,568	3,400	3,621	221
Expenditures:				
Current:				
General government				
Municipal court				
Capital outlay	3,300	516	516	-
Total expenditures	3,300	516	516	-
Net change in fund balance	2,268	2,884	3,105	221
Fund balance at beginning of year	16,566	16,566	16,566	-
Fund balance at end of year	\$ 18,834	\$ 19,450	\$ 19,671	\$ 221

CITY OF STEUBENVILLE, OHIO

SCHEDULE OF REVENUES, EXPENDITURES AND CHANGES IN
 FUND BALANCE - BUDGET AND ACTUAL (NON-GAAP BUDGETARY BASIS)
 COURT COMMUNITY CORRECTION ACT GRANT FUND
 FOR THE YEAR ENDED DECEMBER 31, 2014

	Budgeted Amounts		Actual	Variance with Final Budget Positive (Negative)
	Original	Final		
Revenues:				
Intergovernmental	\$ 108,078	\$ 100,604	\$ 100,604	\$ -
Other	-	936	936	-
Total revenues.	<u>108,078</u>	<u>101,540</u>	<u>101,540</u>	<u>-</u>
Expenditures:				
Current:				
General government				
Municipal court				
Maintenance and operations	132,108	90,406	88,945	1,461
Total expenditures	<u>132,108</u>	<u>90,406</u>	<u>88,945</u>	<u>1,461</u>
Net change in fund balance.	(24,030)	11,134	12,595	1,461
Fund balance at beginning of year	23,830	23,830	23,830	-
Prior year encumbrances appropriated . . .	<u>200</u>	<u>200</u>	<u>200</u>	<u>-</u>
Fund balance at end of year	<u>\$ -</u>	<u>\$ 35,164</u>	<u>\$ 36,625</u>	<u>\$ 1,461</u>

CITY OF STEUBENVILLE, OHIO

SCHEDULE OF REVENUES, EXPENDITURES AND CHANGES IN
 FUND BALANCE - BUDGET AND ACTUAL (NON-GAAP BUDGETARY BASIS)
 BELLEVIEW PARK POOL FUND
 FOR THE YEAR ENDED DECEMBER 31, 2014

	<u>Budgeted Amounts</u>		<u>Actual</u>	<u>Variance with Final Budget Positive (Negative)</u>
	<u>Original</u>	<u>Final</u>		
Revenues:				
Charges for services	\$ 9,000	\$ 5,954	\$ 5,954	\$ -
Intergovernmental	-	10,000	10,000	-
Contributions and donations	-	1,020	1,020	-
Total revenues.	<u>9,000</u>	<u>16,974</u>	<u>16,974</u>	<u>-</u>
Expenditures:				
Current:				
Leisure time activity				
Recreation-pools				
Personal services	-	27,200	27,200	-
Maintenance and operations	650	12,812	12,737	75
Other.	20,000	35,000	15,000	20,000
Total expenditures.	<u>20,650</u>	<u>75,012</u>	<u>54,937</u>	<u>20,075</u>
Excess (deficiency) of revenues over (under) expenditures.	<u>(11,650)</u>	<u>(58,038)</u>	<u>(37,963)</u>	<u>20,075</u>
Other financing sources:				
Transfers in.	-	40,593	40,593	-
Total other financing sources.	<u>-</u>	<u>40,593</u>	<u>40,593</u>	<u>-</u>
Net change in fund balance.	(11,650)	(17,445)	2,630	20,075
Fund balance at beginning of year	31,600	31,600	31,600	-
Prior year encumbrances appropriated	<u>20,000</u>	<u>20,000</u>	<u>20,000</u>	<u>-</u>
Fund balance at end of year	<u>\$ 39,950</u>	<u>\$ 34,155</u>	<u>\$ 54,230</u>	<u>\$ 20,075</u>

CITY OF STEUBENVILLE, OHIO

SCHEDULE OF REVENUES, EXPENDITURES AND CHANGES IN
 FUND BALANCE - BUDGET AND ACTUAL (NON-GAAP BUDGETARY BASIS)
 FIBER INFRASTRUCTURE FUND
 FOR THE YEAR ENDED DECEMBER 31, 2014

	<u>Budgeted Amounts</u>		<u>Actual</u>	<u>Variance with Final Budget Positive (Negative)</u>
	<u>Original</u>	<u>Final</u>		
Revenues:				
Rental income.	\$ 7,800	\$ 10,000	\$ 11,000	\$ 1,000
Total revenues.	<u>7,800</u>	<u>10,000</u>	<u>11,000</u>	<u>1,000</u>
Expenditures:				
Current:				
General government				
Electrical department				
Maintenance and operations	2,000	-	-	-
Total expenditures	<u>2,000</u>	<u>-</u>	<u>-</u>	<u>-</u>
Net change in fund balance.	5,800	10,000	11,000	1,000
Fund balance at beginning of year	<u>12,878</u>	<u>12,878</u>	<u>12,878</u>	<u>-</u>
Fund balance at end of year	<u>\$ 18,678</u>	<u>\$ 22,878</u>	<u>\$ 23,878</u>	<u>\$ 1,000</u>

CITY OF STEUBENVILLE, OHIO

SCHEDULE OF REVENUES, EXPENDITURES AND CHANGES IN
 FUND BALANCE - BUDGET AND ACTUAL (NON-GAAP BUDGETARY BASIS)
 FOOD FUND
 FOR THE YEAR ENDED DECEMBER 31, 2014

	Budgeted Amounts		Actual	Variance with Final Budget Positive (Negative)
	Original	Final		
Revenues:				
Licenses and permits	\$ 61,420	\$ 63,786	\$ 63,786	\$ -
Other	599	778	1,353	575
Total revenues	<u>62,019</u>	<u>64,564</u>	<u>65,139</u>	<u>575</u>
Expenditures:				
Current:				
Public health and welfare				
Food				
Personal services	63,839	62,905	61,520	1,385
Maintenance and operations	12,518	9,118	8,052	1,066
Total expenditures	<u>76,357</u>	<u>72,023</u>	<u>69,572</u>	<u>2,451</u>
Net change in fund balance.	(14,338)	(7,459)	(4,433)	3,026
Fund balance at beginning of year	19,988	19,988	19,988	-
Prior year encumbrances appropriated	554	554	554	-
Fund balance at end of year.	<u>\$ 6,204</u>	<u>\$ 13,083</u>	<u>\$ 16,109</u>	<u>\$ 3,026</u>

CITY OF STEUBENVILLE, OHIO

SCHEDULE OF REVENUES, EXPENDITURES AND CHANGES IN
 FUND BALANCE - BUDGET AND ACTUAL (NON-GAAP BUDGETARY BASIS)
 EPSDT FUND
 FOR THE YEAR ENDED DECEMBER 31, 2014

	<u>Budgeted Amounts</u>		<u>Actual</u>	<u>Variance with Final Budget Positive (Negative)</u>
	<u>Original</u>	<u>Final</u>		
Revenues:				
Licenses and permits.	\$ 19,046	\$ 19,046	\$ 22,347	\$ 3,301
Other	-	24	24	-
Total revenues	<u>19,046</u>	<u>19,070</u>	<u>22,371</u>	<u>3,301</u>
Expenditures:				
Current:				
Public health and welfare				
EPSDT				
Personal services.	18,055	16,813	16,597	216
Maintenance and operations.	8,230	6,714	6,357	357
Other	-	12	12	-
Total expenditures	<u>26,285</u>	<u>23,539</u>	<u>22,966</u>	<u>573</u>
Net change in fund balance.	(7,239)	(4,469)	(595)	3,874
Fund balance at beginning of year	27,901	27,901	27,901	-
Prior year encumbrances appropriated	<u>250</u>	<u>250</u>	<u>250</u>	<u>-</u>
Fund balance at end of year.	<u>\$ 20,912</u>	<u>\$ 23,682</u>	<u>\$ 27,556</u>	<u>\$ 3,874</u>

CITY OF STEUBENVILLE, OHIO

SCHEDULE OF REVENUES, EXPENDITURES AND CHANGES IN
 FUND BALANCE - BUDGET AND ACTUAL (NON-GAAP BUDGETARY BASIS)
 MEARS RELIEF FUND
 FOR THE YEAR ENDED DECEMBER 31, 2014

	<u>Budgeted Amounts</u>		<u>Actual</u>	<u>Variance with Final Budget Positive (Negative)</u>
	<u>Original</u>	<u>Final</u>		
Revenues:				
Investment income	\$ 18	\$ 11	\$ 10	\$ (1)
Other	-	75	75	-
Total revenues	<u>18</u>	<u>86</u>	<u>85</u>	<u>(1)</u>
Net change in fund balance	18	86	85	(1)
Fund balance at beginning of year	<u>10,172</u>	<u>10,172</u>	<u>10,172</u>	<u>-</u>
Fund balance at end of year	<u>\$ 10,190</u>	<u>\$ 10,258</u>	<u>\$ 10,257</u>	<u>\$ (1)</u>

CITY OF STEUBENVILLE, OHIO

SCHEDULE OF REVENUES, EXPENDITURES AND CHANGES IN
 FUND BALANCE - BUDGET AND ACTUAL (NON-GAAP BUDGETARY BASIS)
 SWIMMING POOL FUND
 FOR THE YEAR ENDED DECEMBER 31, 2014

	Budgeted Amounts		Actual	Variance with Final Budget Positive (Negative)
	Original	Final		
Revenues:				
Licenses and permits.	\$ 1,715	\$ 1,715	\$ 1,447	\$ (268)
Total revenues	<u>1,715</u>	<u>1,715</u>	<u>1,447</u>	<u>(268)</u>
Expenditures:				
Current:				
Leisure time activity				
Recreation-pools				
Maintenance and operations	940	885	872	13
Other	<u>775</u>	<u>775</u>	<u>575</u>	<u>200</u>
Total expenditures	<u>1,715</u>	<u>1,660</u>	<u>1,447</u>	<u>213</u>
Net change in fund balance.	-	55	-	(55)
Fund balance at beginning of year	<u>-</u>	<u>-</u>	<u>-</u>	<u>-</u>
Fund balance at end of year.	<u><u>\$ -</u></u>	<u><u>\$ 55</u></u>	<u><u>\$ -</u></u>	<u><u>\$ (55)</u></u>

CITY OF STEUBENVILLE, OHIO

SCHEDULE OF REVENUES, EXPENDITURES AND CHANGES IN
 FUND BALANCE - BUDGET AND ACTUAL (NON-GAAP BUDGETARY BASIS)
 ROUTE 7 PROJECT FUND
 FOR THE YEAR ENDED DECEMBER 31, 2014

	<u>Budgeted Amounts</u>			Variance with Final Budget Positive (Negative)
	<u>Original</u>	<u>Final</u>	<u>Actual</u>	
Fund balance at beginning of year	\$ 1,595	\$ 1,595	\$ 1,595	\$ -
Fund balance at end of year.	<u>\$ 1,595</u>	<u>\$ 1,595</u>	<u>\$ 1,595</u>	<u>\$ -</u>

CITY OF STEUBENVILLE, OHIO

SCHEDULE OF REVENUES, EXPENDITURES AND CHANGES IN
 FUND BALANCE - BUDGET AND ACTUAL (NON-GAAP BUDGETARY BASIS)
 COMMUNITY DEVELOPMENT FUND
 FOR THE YEAR ENDED DECEMBER 31, 2014

	<u>Budgeted Amounts</u>		<u>Actual</u>	<u>Variance with Final Budget Positive (Negative)</u>
	<u>Original</u>	<u>Final</u>		
Revenues:				
Intergovernmental	\$ 1,370,743	\$ 468,418	\$ 441,184	\$ (27,234)
Other	-	-	10,078	10,078
Total revenues	<u>1,370,743</u>	<u>468,418</u>	<u>451,262</u>	<u>(17,156)</u>
Expenditures:				
Current:				
Community environment				
Community development				
Personal services.	133,701	129,460	125,438	4,022
Maintenance and operations.	48,267	41,734	34,529	7,205
Capital outlay	<u>1,138,955</u>	<u>303,186</u>	<u>298,631</u>	<u>4,555</u>
Total expenditures	<u>1,320,923</u>	<u>474,380</u>	<u>458,598</u>	<u>15,782</u>
Net change in fund balance.	49,820	(5,962)	(7,336)	(1,374)
Fund balance at beginning of year	1,899	1,899	1,899	-
Prior year encumbrances appropriated	<u>10,089</u>	<u>10,089</u>	<u>10,089</u>	<u>-</u>
Fund balance at end of year.	<u>\$ 61,808</u>	<u>\$ 6,026</u>	<u>\$ 4,652</u>	<u>\$ (1,374)</u>

CITY OF STEUBENVILLE, OHIO

SCHEDULE OF REVENUES, EXPENDITURES AND CHANGES IN
 FUND BALANCE - BUDGET AND ACTUAL (NON-GAAP BUDGETARY BASIS)
 CDP - REVOLVING LOAN
 FOR THE YEAR ENDED DECEMBER 31, 2014

	<u>Budgeted Amounts</u>		<u>Actual</u>	<u>Variance with Final Budget Positive (Negative)</u>
	<u>Original</u>	<u>Final</u>		
Revenues:				
Investment income.	\$ -	\$ 4	\$ 5	\$ 1
Other.	4,607	4,607	4,961	354
Total revenues	<u>4,607</u>	<u>4,611</u>	<u>4,966</u>	<u>355</u>
 Net change in fund balance.	 4,607	 4,611	 4,966	 355
 Fund balance at beginning of year	 <u>10,992</u>	 <u>10,992</u>	 <u>10,992</u>	 <u>-</u>
 Fund balance at end of year.	 <u>\$ 15,599</u>	 <u>\$ 15,603</u>	 <u>\$ 15,958</u>	 <u>\$ 355</u>

CITY OF STEUBENVILLE, OHIO

SCHEDULE OF REVENUES, EXPENDITURES AND CHANGES IN
 FUND BALANCE - BUDGET AND ACTUAL (NON-GAAP BUDGETARY BASIS)
 CHIP LOAN FUND
 FOR THE YEAR ENDED DECEMBER 31, 2014

	<u>Budgeted Amounts</u>		<u>Actual</u>	<u>Variance with Final Budget Positive (Negative)</u>
	<u>Original</u>	<u>Final</u>		
Revenues:				
Intergovernmental	\$ 1,160,000	\$ 614,975	\$ 612,475	\$ (2,500)
Total revenues	<u>1,160,000</u>	<u>614,975</u>	<u>612,475</u>	<u>(2,500)</u>
Expenditures:				
Current:				
Community environment				
Community development				
Personal services.	18,716	-	-	-
Other.	<u>953,516</u>	<u>743,550</u>	<u>679,803</u>	<u>63,747</u>
Total expenditures	<u>972,232</u>	<u>743,550</u>	<u>679,803</u>	<u>63,747</u>
Net change in fund balance.	187,768	(128,575)	(67,328)	61,247
Fund balance at beginning of year	23,769	23,769	23,769	-
Prior year encumbrances appropriated . .	<u>53,516</u>	<u>53,516</u>	<u>53,516</u>	<u>-</u>
Fund balance (deficit) at end of year. . . .	<u>\$ 265,053</u>	<u>\$ (51,290)</u>	<u>\$ 9,957</u>	<u>\$ 61,247</u>

CITY OF STEUBENVILLE, OHIO

SCHEDULE OF REVENUES, EXPENDITURES AND CHANGES IN
 FUND BALANCE - BUDGET AND ACTUAL (NON-GAAP BUDGETARY BASIS)
 GENERAL BOND RETIREMENT FUND
 FOR THE YEAR ENDED DECEMBER 31, 2014

	<u>Budgeted Amounts</u>		<u>Actual</u>	<u>Variance with Final Budget Positive (Negative)</u>
	<u>Original</u>	<u>Final</u>		
Revenues:				
Property and other taxes	\$ 210,293	\$ 213,917	\$ 213,917	\$ -
Intergovernmental.	33,188	33,190	33,123	(67)
Total revenues.	<u>243,481</u>	<u>247,107</u>	<u>247,040</u>	<u>(67)</u>
Expenditures:				
Current:				
General government				
General bond retirement				
Maintenance and operations	<u>5,909</u>	<u>7,800</u>	<u>5,515</u>	<u>2,285</u>
Total general government.	<u>5,909</u>	<u>7,800</u>	<u>5,515</u>	<u>2,285</u>
Debt service:				
Principal retirement.	90,000	90,000	90,000	-
Interest and fiscal charges.	<u>137,431</u>	<u>137,431</u>	<u>137,431</u>	<u>-</u>
Total debt service	<u>227,431</u>	<u>227,431</u>	<u>227,431</u>	<u>-</u>
Total expenditures.	<u>233,340</u>	<u>235,231</u>	<u>232,946</u>	<u>2,285</u>
Net change in fund balance.	10,141	11,876	14,094	2,218
Fund balance at beginning of year	<u>112,157</u>	<u>112,157</u>	<u>112,157</u>	<u>-</u>
Fund balance at end of year.	<u>\$ 122,298</u>	<u>\$ 124,033</u>	<u>\$ 126,251</u>	<u>\$ 2,218</u>

THIS PAGE IS INTENTIONALLY LEFT BLANK

CITY OF STEUBENVILLE, OHIO

COMBINING BALANCE SHEET
NONMAJOR CAPITAL PROJECTS FUNDS
DECEMBER 31, 2014

	Capital Improvement	Municipal Court Improvement	.7% City Income Tax - Equipment Improvement
Assets:			
Equity in pooled cash and cash equivalents	\$ 1,288,980	\$ 99,267	\$ 852,220
Receivables (net of allowances of uncollectibles):			
Income taxes	-	-	92,852
Due from other governments	3,870	-	-
	<hr/>	<hr/>	<hr/>
Total assets	<u>\$ 1,292,850</u>	<u>\$ 99,267</u>	<u>\$ 945,072</u>
Liabilities:			
Accounts payable	\$ -	\$ 9	\$ 79
Total liabilities	<hr/>	<hr/>	<hr/>
	-	9	79
Deferred inflows of resources:			
Income tax revenue not available.	-	-	92,852
Intergovernmental revenue not available.	3,870	-	-
Total deferred inflows of resources	<hr/>	<hr/>	<hr/>
	3,870	-	92,852
Fund balances:			
Restricted	1,278,980	99,258	-
Committed	10,000	-	852,141
Total fund balances	<hr/>	<hr/>	<hr/>
	1,288,980	99,258	852,141
Total liabilities, deferred inflows of resources and fund balances.	<u>\$ 1,292,850</u>	<u>\$ 99,267</u>	<u>\$ 945,072</u>

.7% City Income Tax - Recreation Improvement	Total Nonmajor Capital Projects Funds
\$ 168,594	\$ 2,409,061
30,951	123,803
<u>-</u>	<u>3,870</u>
<u>\$ 199,545</u>	<u>\$ 2,536,734</u>
<u>\$ -</u>	<u>\$ 88</u>
<u>-</u>	<u>88</u>
30,951	123,803
<u>-</u>	<u>3,870</u>
<u>30,951</u>	<u>127,673</u>
-	1,378,238
<u>168,594</u>	<u>1,030,735</u>
<u>168,594</u>	<u>2,408,973</u>
<u>\$ 199,545</u>	<u>\$ 2,536,734</u>

CITY OF STEUBENVILLE, OHIO

COMBINING STATEMENT OF REVENUES, EXPENDITURES
AND CHANGES IN FUND BALANCES
NONMAJOR CAPITAL PROJECTS FUNDS
FOR THE YEAR ENDED DECEMBER 31, 2014

	<u>Capital Improvement</u>	<u>Municipal Court Improvement</u>	<u>.7% City Income Tax - Equipment Improvement</u>
Revenues:			
Municipal income taxes	\$ -	\$ -	\$ 300,000
Fines and forfeitures	-	29,526	-
Intergovernmental	213,289	-	-
Total revenues	<u>213,289</u>	<u>29,526</u>	<u>300,000</u>
Expenditures:			
Current:			
General government	-	22,135	-
Capital outlay	213,289	-	474,851
Debt service:			
Bond issuance costs.	<u>25,712</u>	<u>-</u>	<u>-</u>
Total expenditures	<u>239,001</u>	<u>22,135</u>	<u>474,851</u>
Excess (deficiency) of revenues over (under) expenditures	<u>(25,712)</u>	<u>7,391</u>	<u>(174,851)</u>
Other financing sources:			
Bond issuance	1,000,000	-	-
Premium on bond issuance.	31,224	-	-
Total other financing sources	<u>1,031,224</u>	<u>-</u>	<u>-</u>
Net change in fund balances	1,005,512	7,391	(174,851)
Fund balances at beginning of year	<u>283,468</u>	<u>91,867</u>	<u>1,026,992</u>
Fund balances at end of year	<u>\$ 1,288,980</u>	<u>\$ 99,258</u>	<u>\$ 852,141</u>

.7% City Income Tax - Recreation Improvement	Total Nonmajor Capital Projects Funds
\$ 100,000	\$ 400,000
-	29,526
-	213,289
<u>100,000</u>	<u>642,815</u>
-	22,135
75,581	763,721
-	25,712
<u>75,581</u>	<u>811,568</u>
24,419	(168,753)
-	1,000,000
-	31,224
-	1,031,224
24,419	862,471
<u>144,175</u>	<u>1,546,502</u>
<u>\$ 168,594</u>	<u>\$ 2,408,973</u>

CITY OF STEUBENVILLE, OHIO

SCHEDULE OF REVENUES, EXPENDITURES AND CHANGES IN
 FUND BALANCE - BUDGET AND ACTUAL (NON-GAAP BUDGETARY BASIS)
 CAPITAL IMPROVEMENT FUND
 FOR THE YEAR ENDED DECEMBER 31, 2014

	<u>Budgeted Amounts</u>		<u>Actual</u>	<u>Variance with Final Budget Positive (Negative)</u>
	<u>Original</u>	<u>Final</u>		
Revenues:				
Intergovernmental.	\$ 273,994	\$ 213,289	\$ 213,289	\$ -
Other	70,000	-	-	-
Total revenues	<u>343,994</u>	<u>213,289</u>	<u>213,289</u>	<u>-</u>
Expenditures:				
Capital improvement				
Maintenance and operations.	140,000	-	-	-
Capital outlay	<u>203,994</u>	<u>215,585</u>	<u>215,585</u>	<u>-</u>
Total expenditures.	<u>343,994</u>	<u>215,585</u>	<u>215,585</u>	<u>-</u>
Excess of expenditures over revenues	<u>-</u>	<u>(2,296)</u>	<u>(2,296)</u>	<u>-</u>
Other financing sources:				
Bond issuance.	-	1,005,512	1,005,512	-
Total other financing sources	<u>-</u>	<u>1,005,512</u>	<u>1,005,512</u>	<u>-</u>
Net change in fund balance.	-	1,003,216	1,003,216	-
Fund balance at beginning of year	<u>283,468</u>	<u>283,468</u>	<u>283,468</u>	<u>-</u>
Fund balance at end of year.	<u>\$ 283,468</u>	<u>\$ 1,286,684</u>	<u>\$ 1,286,684</u>	<u>\$ -</u>

CITY OF STEUBENVILLE, OHIO

SCHEDULE OF REVENUES, EXPENDITURES AND CHANGES IN
 FUND BALANCE - BUDGET AND ACTUAL (NON-GAAP BUDGETARY BASIS)
 MUNICIPAL COURT IMPROVEMENT FUND
 FOR THE YEAR ENDED DECEMBER 31, 2014

	Budgeted Amounts		Actual	Variance with Final Budget Positive (Negative)
	Original	Final		
Revenues:				
Fines and forfeitures.	\$ 35,318	\$ 30,000	\$ 29,526	\$ (474)
Total revenues.	<u>35,318</u>	<u>30,000</u>	<u>29,526</u>	<u>(474)</u>
Expenditures:				
Capital outlay				
Municipal court				
Maintenance and operations.	100	100	80	20
Capital outlay.	<u>28,487</u>	<u>24,293</u>	<u>22,055</u>	<u>2,238</u>
Total expenditures.	<u>28,587</u>	<u>24,393</u>	<u>22,135</u>	<u>2,258</u>
Net change in fund balance	6,731	5,607	7,391	1,784
Fund balance at beginning of year	90,882	90,882	90,882	-
Prior year encumbrances appropriated . . .	<u>985</u>	<u>985</u>	<u>985</u>	<u>-</u>
Fund balance at end of year	<u><u>\$ 98,598</u></u>	<u><u>\$ 97,474</u></u>	<u><u>\$ 99,258</u></u>	<u><u>\$ 1,784</u></u>

CITY OF STEUBENVILLE, OHIO

SCHEDULE OF REVENUES, EXPENDITURES AND CHANGES IN
 FUND BALANCE - BUDGET AND ACTUAL (NON-GAAP BUDGETARY BASIS)
 .7% CITY INCOME TAX - EQUIPMENT IMPROVEMENT FUND
 FOR THE YEAR ENDED DECEMBER 31, 2014

	Budgeted Amounts		Actual	Variance with Final Budget Positive (Negative)
	Original	Final		
Revenues:				
Municipal income taxes	\$ 300,000	\$ 300,000	\$ 300,000	\$ -
Intergovernmental	7,538	-	-	-
Total revenues	<u>307,538</u>	<u>300,000</u>	<u>300,000</u>	<u>-</u>
Expenditures:				
Capital outlay				
Equipment improvement				
Maintenance and operations.	900	900	729	171
Capital outlay	465,074	832,493	552,656	279,837
Other	13,600	13,600	10,286	3,314
Total expenditures.	<u>479,574</u>	<u>846,993</u>	<u>563,671</u>	<u>283,322</u>
 Net change in fund balance	 (172,036)	 (546,993)	 (263,671)	 283,322
 Fund balance at beginning of year.	 996,913	 996,913	 996,913	 -
Prior year encumbrances appropriated	<u>39,074</u>	<u>39,074</u>	<u>39,074</u>	<u>-</u>
 Fund balance at end of year	 <u>\$ 863,951</u>	 <u>\$ 488,994</u>	 <u>\$ 772,316</u>	 <u>\$ 283,322</u>

CITY OF STEUBENVILLE, OHIO

SCHEDULE OF REVENUES, EXPENDITURES AND CHANGES IN
 FUND BALANCE - BUDGET AND ACTUAL (NON-GAAP BUDGETARY BASIS)
 .7% CITY INCOME TAX - RECREATION IMPROVEMENT FUND
 FOR THE YEAR ENDED DECEMBER 31, 2014

	Budgeted Amounts		Actual	Variance with Final Budget Positive (Negative)
	Original	Final		
Revenues:				
Municipal income taxes	\$ 100,000	\$ 100,000	\$ 100,000	\$ -
Total revenues.	100,000	100,000	100,000	-
Expenditures:				
Capital outlay				
Recreation improvement				
Maintenance and operations	400	400	151	249
Capital outlay	70,850	183,085	162,598	20,487
Other.	4,600	4,600	3,409	1,191
Total expenditures.	75,850	188,085	166,158	21,927
Net change in fund balance.	24,150	(88,085)	(66,158)	21,927
Fund balance at beginning of year	143,325	143,325	143,325	-
Prior year encumbrances appropriated . . .	850	850	850	-
Fund balance at end of year.	\$ 168,325	\$ 56,090	\$ 78,017	\$ 21,927

CITY OF STEUBENVILLE, OHIO
INDIVIDUAL FUND SCHEDULES
FUND DESCRIPTIONS - PROPRIETARY FUNDS

ENTERPRISE FUNDS

To account for the financing of costs (expenses, including depreciation) of providing goods or services to the general public on a continuing basis that are financed or recovered primarily through user charges.

Major Enterprise Funds

Water Fund

This fund accounts for the provision of water treatment and distribution to its residential and commercial users located within the City.

Sewer Fund

This fund accounts for the provision of sanitary sewer service to the residents and commercial users located within the City.

Refuse Fund

This fund accounts for the operations of providing refuse waste removal to the residents and commercial users located within the City.

INTERNAL SERVICE FUND

To account for the financing of services provided by one department or agency to other departments or agencies of the City on a cost-reimbursement basis.

Internal Service Fund

Health Assurance Fund

This fund accounts for health care claims for the City's employees.

CITY OF STEUBENVILLE, OHIO

SCHEDULE OF REVENUES, EXPENSES AND CHANGES IN
 FUND EQUITY - BUDGET AND ACTUAL (NON-GAAP BUDGETARY BASIS)
 WATER FUND
 FOR THE YEAR ENDED DECEMBER 31, 2014

	Budgeted Amounts		Actual	Variance with Final Budget Positive (Negative)
	Original	Final		
Operating revenues:				
Charges for services	\$ 6,287,745	\$ 5,693,280	\$ 5,772,249	\$ 78,969
Other	-	23,309	23,309	-
Total revenues	6,287,745	5,716,589	5,795,558	78,969
Operating expenses:				
Personal services	1,400,408	1,427,652	1,331,416	96,236
Maintenance and operations	2,034,748	2,035,335	1,732,397	302,938
Other	6,700	-	-	-
Capital outlay	975,606	1,313,943	823,708	490,235
Total expenses	4,417,462	4,776,930	3,887,521	889,409
Operating income	1,870,283	939,659	1,908,037	968,378
Nonoperating revenues (expenses):				
Bond issuance	-	2,856,911	2,856,911	-
Intergovernmental	150,000	-	-	-
Legal settlement	-	2,540,000	2,540,000	-
Debt service:				
Principal retirement	(1,911,746)	(1,897,462)	(1,895,043)	2,419
Interest and fiscal charges	(1,052,679)	(1,045,123)	(1,043,481)	1,642
Total nonoperating revenues (expenses)	(2,814,425)	2,454,326	2,458,387	4,061
Net change in fund equity	(944,142)	3,393,985	4,366,424	972,439
Fund equity at beginning of year	654,278	654,278	654,278	-
Prior year encumbrances appropriated	687,336	687,336	687,336	-
Fund equity at end of year	\$ 397,472	\$ 4,735,599	\$ 5,708,038	\$ 972,439

CITY OF STEUBENVILLE, OHIO

SCHEDULE OF REVENUES, EXPENSES AND CHANGES IN
 FUND EQUITY - BUDGET AND ACTUAL (NON-GAAP BUDGETARY BASIS)
 SEWER FUND
 FOR THE YEAR ENDED DECEMBER 31, 2014

	Budgeted Amounts		Actual	Variance with Final Budget Positive (Negative)
	Original	Final		
Operating revenues:				
Charges for services	\$ 4,295,500	\$ 3,901,500	\$ 3,894,273	\$ (7,227)
Other	-	837	880	43
Total revenues	4,295,500	3,902,337	3,895,153	(7,184)
Operating expenses:				
Personal services	1,387,110	1,474,403	1,394,122	80,281
Maintenance and operations	3,158,978	4,237,161	3,353,990	883,171
Other	31,700	-	-	-
Capital outlay	1,563,658	1,159,382	978,669	180,713
Total expenses	6,141,446	6,870,946	5,726,781	1,144,165
Operating loss	(1,845,946)	(2,968,609)	(1,831,628)	1,136,981
Nonoperating revenues (expenses):				
Bond issuance	-	4,501,722	4,494,593	(7,129)
Notes issued	830,000	857,520	857,520	-
Intergovernmental	46,000	150,300	106,738	(43,562)
Debt service:				
Principal retirement	(520,166)	(555,868)	(532,154)	23,714
Interest and fiscal charges	(584,133)	(640,152)	(603,356)	36,796
Total nonoperating revenues (expenses)	(228,299)	4,313,522	4,323,341	9,819
Net change in fund equity	(2,074,245)	1,344,913	2,491,713	1,146,800
Fund equity at beginning of year	4,443,506	4,443,506	4,443,506	-
Prior year encumbrances appropriated	943,109	943,109	943,109	-
Fund equity at end of year	\$ 3,312,370	\$ 6,731,528	\$ 7,878,328	\$ 1,146,800

CITY OF STEUBENVILLE, OHIO

SCHEDULE OF REVENUES, EXPENSES AND CHANGES IN
 FUND EQUITY - BUDGET AND ACTUAL (NON-GAAP BUDGETARY BASIS)
 REFUSE FUND
 FOR THE YEAR ENDED DECEMBER 31, 2014

	Budgeted Amounts		Actual	Variance with Final Budget Positive (Negative)
	Original	Final		
Operating revenues:				
Charges for services	\$ 2,240,000	\$ 2,242,400	\$ 2,231,563	\$ (10,837)
Other.	2,400	415	415	-
Total revenues	2,242,400	2,242,815	2,231,978	(10,837)
Operating expenses:				
Personal services.	932,249	769,978	717,017	52,961
Contractual services	362,218	329,339	313,365	15,974
Maintenance and operations	262,840	270,453	217,303	53,150
Capital outlay	382,920	360,389	222,220	138,169
Total expenses	1,940,227	1,730,159	1,469,905	260,254
Operating income (loss).	302,173	512,656	762,073	249,417
Nonoperating revenues (expenses):				
Debt service:				
Principal retirement	(98,944)	(101,458)	(98,944)	2,514
Interest and fiscal charges.	(6,924)	(7,057)	(6,924)	133
Total nonoperating revenues (expenses). . .	(105,868)	(108,515)	(105,868)	2,647
Net change in fund equity	196,305	404,141	656,205	252,064
Fund equity at beginning of year.	3,955,333	3,955,333	3,955,333	-
Prior year encumbrances appropriated . . .	175,409	175,409	175,409	-
Fund equity at end of year	\$ 4,327,047	\$ 4,534,883	\$ 4,786,947	\$ 252,064

CITY OF STEUBENVILLE, OHIO

SCHEDULE OF REVENUES, EXPENSES AND CHANGES IN
 FUND EQUITY - BUDGET AND ACTUAL (NON-GAAP BUDGETARY BASIS)
 HEALTH ASSURANCE FUND
 FOR THE YEAR ENDED DECEMBER 31, 2014

	<u>Budgeted Amounts</u>		<u>Actual</u>	<u>Variance with Final Budget Positive (Negative)</u>
	<u>Original</u>	<u>Final</u>		
Operating revenues:				
Charges for services	\$ 1,618,000	\$ 1,673,349	\$ 1,276,588	\$ (396,761)
Total revenues	<u>1,618,000</u>	<u>1,673,349</u>	<u>1,276,588</u>	<u>(396,761)</u>
Operating expenses:				
Claims	1,600,000	1,600,000	1,115,981	484,019
Maintenance and operations.	50	200	25	175
Total expenses	<u>1,600,050</u>	<u>1,600,200</u>	<u>1,116,006</u>	<u>484,194</u>
Net change in fund equity	17,950	73,149	160,582	87,433
Fund equity at beginning of year.	<u>138,262</u>	<u>138,262</u>	<u>138,262</u>	<u>-</u>
Fund equity at end of year	<u>\$ 156,212</u>	<u>\$ 211,411</u>	<u>\$ 298,844</u>	<u>\$ 87,433</u>

CITY OF STEUBENVILLE, OHIO
INDIVIDUAL FUND SCHEDULES
FUND DESCRIPTION - AGENCY FUNDS

Agency Funds

Agency funds are purely custodial (assets equal liabilities) and thus do not involve measurement of results of operations.

Utility Service Deposit

This fund is to account for monies put forth by customers as deposits on their utility accounts.

Fire Damage Removal

This fund is to account for monies deposited with the City in escrow until proper completion of work on fire damaged buildings.

Zoning and Rezoning

This fund accounts for monies paid by residents or businesses applying for zoning or rezoning of their property.

Municipal Court

This fund accounts for fines and forfeitures used for the operation of the City's Municipal Court.

CITY OF STEUBENVILLE, OHIO

COMBINING STATEMENT OF CHANGES IN ASSETS AND LIABILITIES
 AGENCY FUNDS
 FOR THE YEAR ENDED DECEMBER 31, 2014

	Beginning Balance 12/31/2013	Additions	Reductions	Ending Balance 12/31/2014
Utility Service Deposit				
Assets:				
Equity in pooled cash and cash equivalents	\$ 299,668	\$ 101,861	\$ 87,895	\$ 313,634
Total assets	<u>\$ 299,668</u>	<u>\$ 101,861</u>	<u>\$ 87,895</u>	<u>\$ 313,634</u>
Liabilities:				
Deposits held and due to others	\$ 299,668	\$ 101,861	\$ 87,895	\$ 313,634
Total liabilities	<u>\$ 299,668</u>	<u>\$ 101,861</u>	<u>\$ 87,895</u>	<u>\$ 313,634</u>
 Fire Damage Removal				
Assets:				
Equity in pooled cash and cash equivalents	\$ 25,750	\$ 67,007	\$ 22,474	\$ 70,283
Total assets	<u>\$ 25,750</u>	<u>\$ 67,007</u>	<u>\$ 22,474</u>	<u>\$ 70,283</u>
Liabilities:				
Deposits held and due to others	\$ 25,750	\$ 67,007	\$ 22,474	\$ 70,283
Total liabilities	<u>\$ 25,750</u>	<u>\$ 67,007</u>	<u>\$ 22,474</u>	<u>\$ 70,283</u>
 Zoning and Rezoning				
Assets:				
Equity in pooled cash and cash equivalents	\$ 8,905	\$ 1,000	\$ 91	\$ 9,814
Total assets	<u>\$ 8,905</u>	<u>\$ 1,000</u>	<u>\$ 91</u>	<u>\$ 9,814</u>
Liabilities:				
Deposits held and due to others	\$ 8,905	\$ 1,000	\$ 91	\$ 9,814
Total liabilities	<u>\$ 8,905</u>	<u>\$ 1,000</u>	<u>\$ 91</u>	<u>\$ 9,814</u>

- - Continued

CITY OF STEUBENVILLE, OHIO

COMBINING STATEMENT OF CHANGES IN ASSETS AND LIABILITIES
 AGENCY FUNDS (CONCLUDED)
 FOR THE YEAR ENDED DECEMBER 31, 2014

	Beginning Balance 12/31/2013	Additions	Reductions	Ending Balance 12/31/2014
Municipal Court				
Assets:				
Cash in segregated accounts.	\$ 20,949	\$ 1,065,285	\$ 1,060,043	\$ 26,191
Total assets	<u>\$ 20,949</u>	<u>\$ 1,065,285</u>	<u>\$ 1,060,043</u>	<u>\$ 26,191</u>
Liabilities:				
Undistributed monies.	\$ 20,949	\$ 1,065,285	\$ 1,060,043	\$ 26,191
Total liabilities	<u>\$ 20,949</u>	<u>\$ 1,065,285</u>	<u>\$ 1,060,043</u>	<u>\$ 26,191</u>
Total Agency Funds				
Assets:				
Equity in pooled cash and cash equivalents	\$ 334,323	\$ 169,868	\$ 110,460	\$ 393,731
Cash in segregated accounts.	20,949	1,065,285	1,060,043	26,191
Total assets	<u>\$ 355,272</u>	<u>\$ 1,235,153</u>	<u>\$ 1,170,503</u>	<u>\$ 419,922</u>
Liabilities:				
Undistributed monies.	\$ 20,949	\$ 1,065,285	\$ 1,060,043	\$ 26,191
Deposits held and due to others	334,323	169,868	110,460	393,731
Total liabilities	<u>\$ 355,272</u>	<u>\$ 1,235,153</u>	<u>\$ 1,170,503</u>	<u>\$ 419,922</u>

THIS PAGE IS INTENTIONALLY LEFT BLANK

STATISTICAL SECTION

CITY OF STEUBENVILLE, OHIO
STATISTICAL SECTION

This part of the City of Steubenville's Comprehensive Annual Financial Report presents detailed information as a context for understanding what the information in the financial statements, note disclosures, and required supplementary information says about the City's overall financial health.

<u>Contents</u>	<u>Page</u>
Financial Trends These schedules contain trend information to help the reader understand how the City's financial performance and well-being have changed over time.	164-177
Revenue Capacity These schedules contain information to help the reader assess the City's most significant local revenue sources, income and property taxes.	178-184
Debt Capacity These schedules present information to help the reader assess the affordability of the City's current levels of outstanding debt and the City's ability to issue additional debt in the future.	186-197
Demographic and Economic Information These schedules offer demographic and economic indicators to help the reader understand the environment within which the City's financial activities take place.	198-199
Operating Information These schedules contain service and infrastructure data to help the reader understand how the information in the City's financial report relates to the services the City provides and the activities it performs.	200-205

CITY OF STEUBENVILLE, OHIO

NET POSITION BY COMPONENT
LAST TEN YEARS
(ACCRUAL BASIS OF ACCOUNTING)

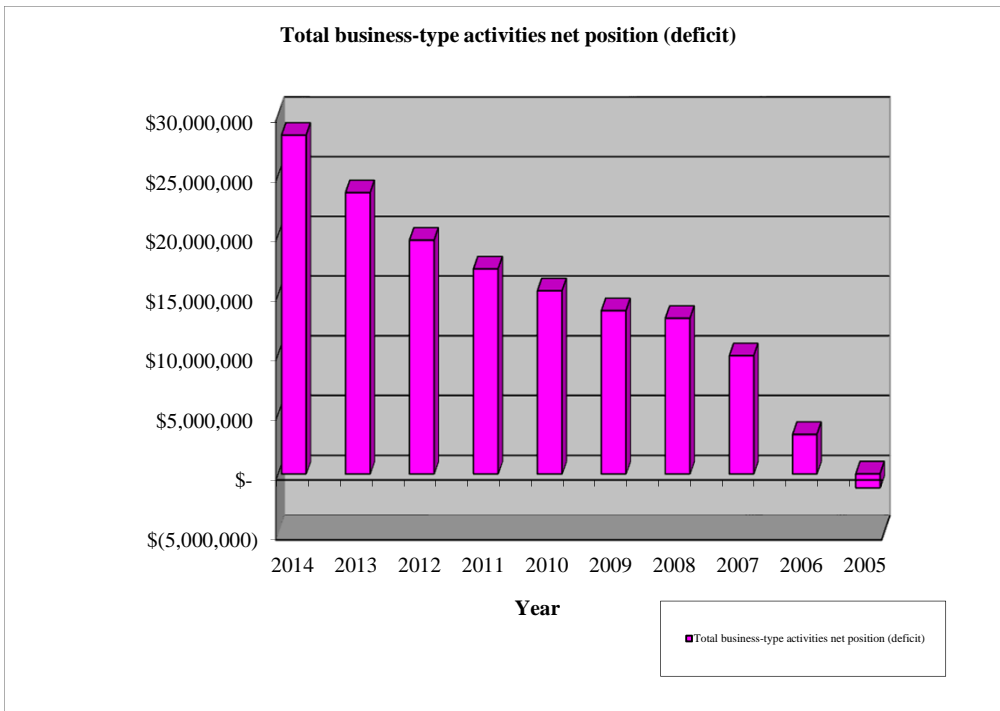
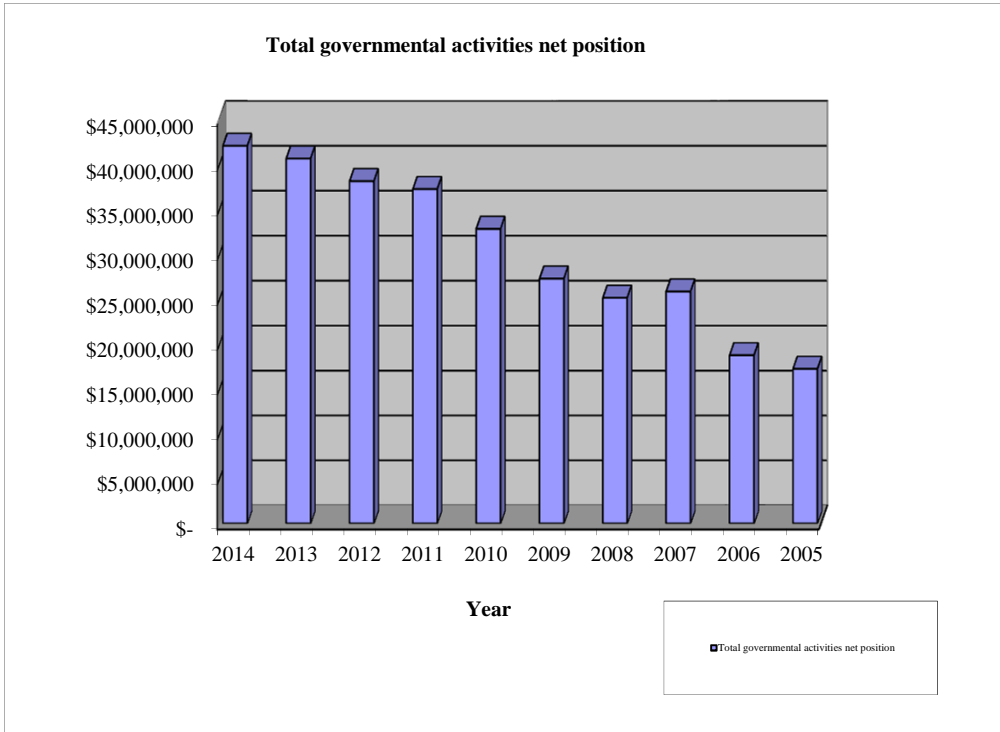
	<u>2014</u>	<u>2013</u>	<u>2012</u>	<u>2011</u>
Governmental activities:				
Net investment in capital assets	\$ 31,621,010	\$ 29,968,932	\$ 30,592,967	\$ 30,618,154
Restricted for:				
Capital projects	282,850	273,468	273,468	277,873
Debt service	-	-	-	-
Street construction, maintenance and repair	1,750,025	4,801,831	991,621	775,909
Police and fire	32,516	35,395	37,557	43,405
Municipal court improvements	99,258	91,867	78,158	59,114
Recreation	-	-	-	-
Community development projects	1,177,269	1,204,789	1,501,925	1,670,954
Health programs	-	-	-	-
Safety programs	-	-	-	-
Equipment improvement	-	-	-	-
Court programs	108,757	103,236	71,785	86,679
Emergency management	-	-	-	54,516
Other purposes	367,539	215,047	119,724	168,242
Unrestricted (deficit)	<u>6,591,977</u>	<u>3,932,979</u>	<u>4,434,985</u>	<u>3,469,243</u>
Total governmental activities net position	<u>\$ 42,031,201</u>	<u>\$ 40,627,544</u>	<u>\$ 38,102,190</u>	<u>\$ 37,224,089</u>
Business-type activities:				
Net investment in capital assets	\$ 15,606,124	\$ 14,664,196	\$ 13,135,521	\$ 12,022,392
Restricted for:				
Debt service	-	-	-	-
Unrestricted (deficit)	<u>12,736,401</u>	<u>8,858,962</u>	<u>6,409,878</u>	<u>5,112,891</u>
Total business-type activities net position (deficit)	<u>\$ 28,342,525</u>	<u>\$ 23,523,158</u>	<u>\$ 19,545,399</u>	<u>\$ 17,135,283</u>
Total primary government:				
Net investment in capital assets	\$ 47,227,134	\$ 44,633,128	\$ 43,728,488	\$ 42,640,546
Restricted for:				
Capital projects	282,850	273,468	273,468	277,873
Debt service	-	-	-	-
Street construction, maintenance and repair	1,750,025	4,801,831	991,621	775,909
Police and fire	32,516	35,395	37,557	43,405
Court computer	99,258	91,867	78,158	59,114
Recreation	-	-	-	-
Community development projects	1,177,269	1,204,789	1,501,925	1,670,954
Health programs	-	-	-	-
Safety programs	-	-	-	-
Equipment improvement	-	-	-	-
Court programs	108,757	103,236	71,785	86,679
Emergency management	-	-	-	54,516
Other purposes	367,539	215,047	119,724	168,242
Unrestricted (deficit)	<u>19,328,378</u>	<u>12,791,941</u>	<u>10,844,863</u>	<u>8,582,134</u>
Total primary government net position	<u>\$ 70,373,726</u>	<u>\$ 64,150,702</u>	<u>\$ 57,647,589</u>	<u>\$ 54,359,372</u>

Source: City financial records

2010	2009	2008	2007	2006	2005
\$ 26,909,300	\$ 23,206,767	\$ 16,585,071	\$ 15,898,225	\$ 11,569,280	\$ 10,295,202
288,314	-	-	5,669	6,163	6,064
-	420,527	879,230	606,116	349,711	96,880
622,845	1,728,087	2,435,015	2,154,123	1,901,304	1,206,031
82,567	102,051	88,829	51,763	22,519	16,172
54,566	60,325	59,684	45,815	77,582	79,110
15,831	29,430	2,846,834	3,045,062	387,185	264,184
1,747,983	1,829,627	2,354,668	1,619,150	1,433,165	1,496,213
57,079	114,445	128,361	165,029	170,125	155,792
1,051,792	1,136,229	1,210,404	1,303,307	1,334,423	1,397,229
-	786,267	654,301	-	-	-
-	-	-	-	-	-
-	-	-	-	-	-
156,074	63,380	58,704	758,041	811,675	626,979
1,813,032	(2,205,828)	(2,163,937)	183,363	681,931	1,597,186
<u>\$ 32,799,383</u>	<u>\$ 27,271,307</u>	<u>\$ 25,137,164</u>	<u>\$ 25,835,663</u>	<u>\$ 18,745,063</u>	<u>\$ 17,237,042</u>
\$ 10,317,812	\$ 10,038,419	\$ 7,806,962	\$ 6,003,850	\$ 4,329,702	\$ 3,617,908
1,996,135	-	-	-	-	-
2,994,392	3,603,255	5,195,321	3,862,938	(1,042,723)	(4,784,303)
<u>\$ 15,308,339</u>	<u>\$ 13,641,674</u>	<u>\$ 13,002,283</u>	<u>\$ 9,866,788</u>	<u>\$ 3,286,979</u>	<u>\$ (1,166,395)</u>
\$ 37,227,112	\$ 33,245,186	\$ 24,392,033	\$ 21,902,075	\$ 15,898,982	\$ 13,913,110
288,314	-	-	5,669	6,163	6,064
1,996,135	420,527	879,230	606,116	349,711	96,880
622,845	1,728,087	2,435,015	2,154,123	1,901,304	1,206,031
82,567	102,051	88,829	51,763	22,519	16,172
54,566	60,325	59,684	45,815	77,582	79,110
15,831	29,430	2,846,834	3,045,062	387,185	264,184
1,747,983	1,829,627	2,354,668	1,619,150	1,433,165	1,496,213
57,079	114,445	128,361	165,029	170,125	155,792
1,051,792	1,136,229	1,210,404	1,303,307	1,334,423	1,397,229
-	786,267	654,301	-	-	-
-	-	-	-	-	-
-	-	-	-	-	-
156,074	63,380	58,704	758,041	811,675	626,979
4,807,424	1,397,427	3,031,384	4,046,301	(360,792)	(3,187,117)
<u>\$ 48,107,722</u>	<u>\$ 40,912,981</u>	<u>\$ 38,139,447</u>	<u>\$ 35,702,451</u>	<u>\$ 22,032,042</u>	<u>\$ 16,070,647</u>

CITY OF STEUBENVILLE, OHIO

**NET POSITION CHART BY YEAR
LAST TEN YEARS
(ACCRUAL BASIS OF ACCOUNTING)**



Source: City financial records.

THIS PAGE IS INTENTIONALLY LEFT BLANK

CITY OF STEUBENVILLE, OHIO

CHANGES IN NET POSITION
LAST TEN YEARS
(ACCRUAL BASIS OF ACCOUNTING)

	<u>2014</u>	<u>2013</u>	<u>2012</u>	<u>2011</u>
Program revenues:				
Governmental activities:				
Charges for services:				
General government	\$ 1,039,119	\$ 1,019,762	\$ 733,045	\$ 657,322
Security of persons and property	15,614	16,202	14,296	2,064
Public health and welfare	241,025	237,519	245,919	225,540
Transportation	124,182	201,701	97,248	51,905
Community environment	173,887	179,916	145,779	104,721
Leisure time activity	44,536	52,863	181,111	191,819
Operating grants and contributions	1,652,528	2,983,006	1,762,522	5,814,008
Capital grants and contributions	1,229,473	1,869,869	1,479,365	4,950,871
Total governmental activities program revenues	<u>4,520,364</u>	<u>6,560,838</u>	<u>4,659,285</u>	<u>11,998,250</u>
Business-type activities:				
Charges for services:				
Water	5,956,995	5,267,519	5,447,787	4,674,343
Sewer	3,842,815	4,231,045	4,399,628	5,296,897
Refuse	2,243,643	2,220,288	2,251,504	2,265,419
Operating grants & contributions	-	-	10,692	-
Capital grants and contributions	106,738	84,234	-	-
Total business-type activities program revenues	<u>12,150,191</u>	<u>11,803,086</u>	<u>12,109,611</u>	<u>12,236,659</u>
Total primary government	<u>\$ 16,670,555</u>	<u>\$ 18,363,924</u>	<u>\$ 16,768,896</u>	<u>\$ 24,234,909</u>
Expenses:				
Governmental activities:				
General government	\$ 2,918,782	\$ 2,963,682	\$ 2,851,065	\$ 2,990,157
Security of persons and property	7,038,402	7,194,554	7,359,922	7,694,175
Public health and welfare	573,512	634,498	657,200	654,869
Transportation	3,215,726	3,397,420	3,220,095	6,606,547
Community environment	681,418	1,681,840	748,089	941,681
Leisure time activity	796,512	719,238	993,906	1,047,822
Interest and fiscal charges	291,849	268,026	271,234	278,428
Total governmental activities expenses	<u>15,516,201</u>	<u>16,859,258</u>	<u>16,101,511</u>	<u>20,213,679</u>
Business-type activities:				
Water	4,832,198	4,568,647	4,993,615	4,969,172
Sewer	4,283,771	3,630,546	3,872,870	3,798,340
Refuse	1,313,113	1,307,220	1,492,302	1,593,846
Total business-type activities expenses	<u>10,429,082</u>	<u>9,506,413</u>	<u>10,358,787</u>	<u>10,361,358</u>
Total primary government	<u>\$ 25,945,283</u>	<u>\$ 26,365,671</u>	<u>\$ 26,460,298</u>	<u>\$ 30,575,037</u>
Net (expense) revenue:				
Governmental activities	\$ (10,995,837)	\$ (10,298,420)	\$ (11,442,226)	\$ (8,215,429)
Business-type activities	1,721,109	2,296,673	1,750,824	1,875,301
Total primary government net expense	<u>\$ (9,274,728)</u>	<u>\$ (8,001,747)</u>	<u>\$ (9,691,402)</u>	<u>\$ (6,340,128)</u>

<u>2010</u>	<u>2009</u>	<u>2008</u>	<u>2007</u>	<u>2006</u>	<u>2005</u>
\$ 646,991	\$ 801,003	\$ 672,740	\$ 722,722	\$ 859,967	\$ 1,162,228
1,466	-	-	-	-	-
232,830	225,164	222,305	96,972	116,237	116,747
41,896	57,906	61,712	80,782	42,126	12,174
129,981	72,974	91,980	122,548	117,697	92,777
191,177	153,526	173,053	147,641	141,343	150,299
2,651,845	1,695,188	2,085,508	2,075,776	2,845,380	3,299,749
5,745,507	1,225,697	1,121,706	336,145	693,500	156,930
<u>9,641,693</u>	<u>4,231,458</u>	<u>4,429,004</u>	<u>3,582,586</u>	<u>4,816,250</u>	<u>4,990,904</u>
4,795,414	4,835,011	6,173,116	7,097,240	5,208,970	2,953,427
5,324,955	5,484,921	5,135,268	5,607,176	4,261,270	3,303,677
2,323,022	2,291,258	2,071,423	2,054,759	1,879,283	1,558,520
-	5,000	-	-	-	-
-	-	-	-	-	-
<u>12,443,391</u>	<u>12,616,190</u>	<u>13,379,807</u>	<u>14,759,175</u>	<u>11,349,523</u>	<u>7,815,624</u>
<u>\$ 22,085,084</u>	<u>\$ 16,847,648</u>	<u>\$ 17,808,811</u>	<u>\$ 18,341,761</u>	<u>\$ 16,165,773</u>	<u>\$ 12,806,528</u>
\$ 2,911,400	\$ 2,934,361	\$ 3,483,576	\$ 3,709,120	\$ 3,068,472	\$ 3,643,118
7,306,577	7,992,803	8,339,319	7,899,412	7,396,326	7,039,478
676,872	666,247	673,311	584,846	554,806	552,773
3,109,896	3,033,970	3,128,182	3,108,143	2,524,113	2,662,626
1,306,035	978,797	798,136	766,962	996,697	1,152,806
952,104	1,049,465	1,134,775	1,150,102	1,094,251	1,330,663
262,986	200,235	166,141	110,959	155,708	157,898
<u>16,525,870</u>	<u>16,855,878</u>	<u>17,723,440</u>	<u>17,329,544</u>	<u>15,790,373</u>	<u>16,539,362</u>
5,090,449	5,329,685	5,109,929	4,196,897	3,005,936	3,883,618
4,075,627	3,293,273	3,544,872	3,261,806	2,668,393	2,926,004
1,653,505	1,678,034	1,757,654	1,643,833	1,480,158	1,566,337
<u>10,819,581</u>	<u>10,300,992</u>	<u>10,412,455</u>	<u>9,102,536</u>	<u>7,154,487</u>	<u>8,375,959</u>
<u>\$ 27,345,451</u>	<u>\$ 27,156,870</u>	<u>\$ 28,135,895</u>	<u>\$ 26,432,080</u>	<u>\$ 22,944,860</u>	<u>\$ 24,915,321</u>
\$ (6,884,177)	\$ (12,624,420)	\$ (13,294,436)	\$ (13,746,958)	\$ (10,974,123)	\$ (11,548,458)
1,623,810	2,315,198	2,967,352	5,656,639	4,195,036	(560,335)
<u>\$ (5,260,367)</u>	<u>\$ (10,309,222)</u>	<u>\$ (10,327,084)</u>	<u>\$ (8,090,319)</u>	<u>\$ (6,779,087)</u>	<u>\$ (12,108,793)</u>

-- Continued

CITY OF STEUBENVILLE, OHIO

CHANGES IN NET POSITION
LAST TEN YEARS (CONTINUED)
(ACCRUAL BASIS OF ACCOUNTING)

	<u>2014</u>	<u>2013</u>	<u>2012</u>	<u>2011</u>
General revenues and other changes in net position:				
Governmental activities:				
Taxes:				
Property taxes levied for:				
General purposes	\$ 940,815	\$ 916,282	\$ 999,622	\$ 1,111,461
Debt service	203,185	198,808	185,150	229,331
Municipal income taxes levied for:				
General purposes	8,376,021	8,822,516	8,379,389	7,866,863
Street improvement	703,978	758,523	741,205	646,294
Equipment improvement	294,506	319,027	308,845	305,337
Recreation	98,169	106,342	102,949	101,779
Other taxes:				
Hotel occupance taxes	396,254	307,047	292,107	220,348
Grants and entitlements				
not restricted to specific programs	907,314	1,169,401	1,192,720	2,056,140
Investment earnings	1,972	3,357	3,383	9,160
Contributions and donations	-	-	-	-
Other	386,495	222,471	123,955	214,161
Special item	-	-	-	-
Transfers	90,785	-	(8,998)	-
Total governmental activities	<u>12,399,494</u>	<u>12,823,774</u>	<u>12,320,327</u>	<u>12,760,874</u>
Business-type activities:				
Investment earnings	-	-	-	-
Other	149,043	105,187	53,038	10,895
Oil & gas lease revenue	-	-	597,256	-
Special item	3,040,000	1,575,899	-	-
Transfers	(90,785)	-	8,998	-
Total business-type activities	<u>3,098,258</u>	<u>1,681,086</u>	<u>659,292</u>	<u>10,895</u>
Total primary government	<u>\$ 15,497,752</u>	<u>\$ 14,504,860</u>	<u>\$ 12,979,619</u>	<u>\$ 12,771,769</u>
Change in net position:				
Governmental activities	\$ 1,403,657	\$ 2,525,354	\$ 878,101	\$ 4,545,445
Business-type activities	4,819,367	3,977,759	2,410,116	1,886,196
Total primary government	<u>\$ 6,223,024</u>	<u>\$ 6,503,113</u>	<u>\$ 3,288,217</u>	<u>\$ 6,431,641</u>

Source: City financial records

<u>2010</u>	<u>2009</u>	<u>2008</u>	<u>2007</u>	<u>2006</u>	<u>2005</u>
\$ 986,308	\$ 1,045,944	\$ 1,081,165	\$ 1,166,643	\$ 1,250,706	\$ 1,205,469
211,596	218,263	224,870	241,412	236,710	227,932
7,389,061	7,943,321	7,236,415	7,585,986	7,562,801	7,404,956
679,734	734,850	780,379	695,058	1,094,769	1,091,160
293,627	316,041	355,469	300,000	-	-
97,875	105,347	118,490	100,000	-	-
181,220	215,029	252,246	268,287	2,607	237,241
2,353,784	1,857,377	2,156,652	2,921,033	1,899,649	1,939,642
40,629	87,574	148,934	238,765	233,119	161,181
-	15,941	15,864	20,915	-	-
184,657	225,452	225,453	195,974	295,708	225,647
-	-	-	2,617,966	-	-
(6,238)	1,993,424	-	(30,000)	(93,925)	6,896
<u>12,412,253</u>	<u>14,758,563</u>	<u>12,595,937</u>	<u>16,322,039</u>	<u>12,482,144</u>	<u>12,500,124</u>
195	3,606	150,867	283,091	128,394	72,849
36,422	171,224	17,276	610,079	36,019	-
-	-	-	-	-	-
-	142,787	-	-	-	-
6,238	(1,993,424)	-	30,000	93,925	(6,896)
<u>42,855</u>	<u>(1,675,807)</u>	<u>168,143</u>	<u>923,170</u>	<u>258,338</u>	<u>65,953</u>
<u>\$ 12,455,108</u>	<u>\$ 13,082,756</u>	<u>\$ 12,764,080</u>	<u>\$ 17,245,209</u>	<u>\$ 12,740,482</u>	<u>\$ 12,566,077</u>
\$ 5,528,076	\$ 2,134,143	\$ (698,499)	\$ 2,575,081	\$ 1,508,021	\$ 951,666
1,666,665	639,391	3,135,495	6,579,809	4,453,374	(494,382)
<u>\$ 7,194,741</u>	<u>\$ 2,773,534</u>	<u>\$ 2,436,996</u>	<u>\$ 9,154,890</u>	<u>\$ 5,961,395</u>	<u>\$ 457,284</u>

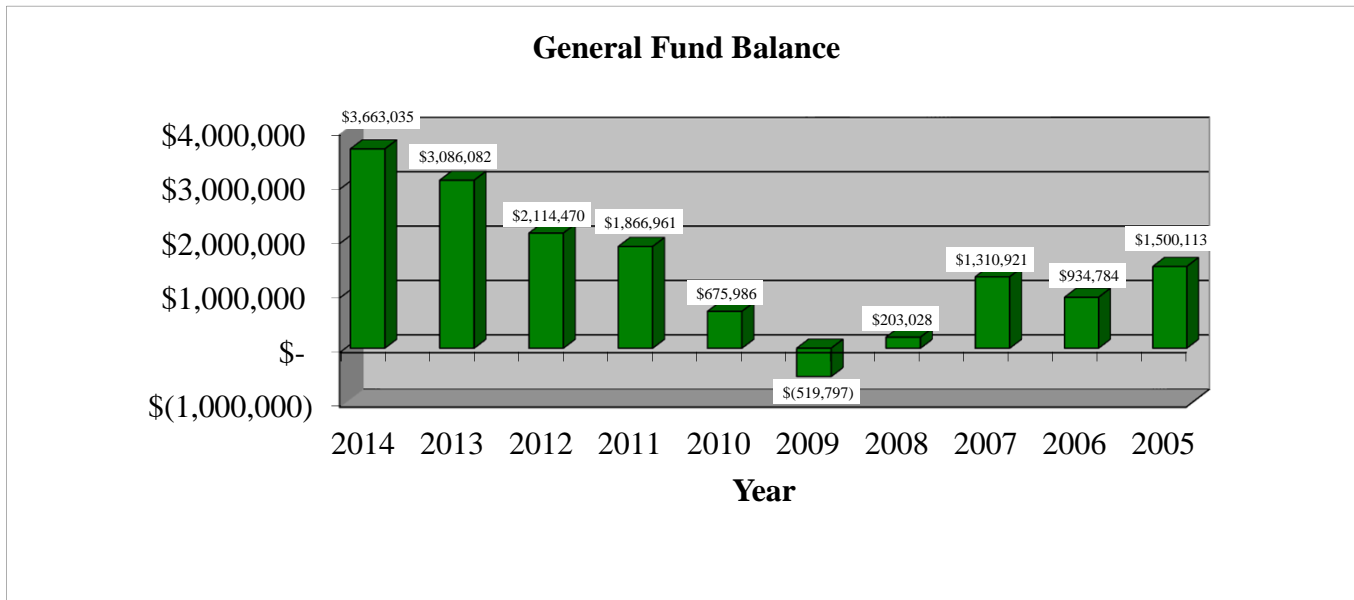
CITY OF STEUBENVILLE, OHIO

FUND BALANCES, GOVERNMENTAL FUNDS
LAST TEN YEARS
(MODIFIED ACCRUAL BASIS OF ACCOUNTING)

	<u>2014</u>	<u>2013</u>	<u>2012</u>	<u>2011</u>	<u>2010</u>	<u>2009</u>
General fund:						
Nonspendable	\$ 245,030	\$ 233,270	\$ 297,807	\$ 341,304	\$ -	\$ -
Assigned	1,520,850	1,770,542	1,816,663	1,059,384	-	-
Unassigned	1,897,155	1,082,270	-	466,273	-	-
Reserved	-	-	-	-	361,587	319,606
Unreserved (deficit)	-	-	-	-	314,399	(839,403)
Total general fund	<u>\$ 3,663,035</u>	<u>\$ 3,086,082</u>	<u>\$ 2,114,470</u>	<u>\$ 1,866,961</u>	<u>\$ 675,986</u>	<u>\$ (519,797)</u>
All other governmental funds:						
Nonspendable	\$ 53,783	\$ 43,230	\$ 473,326	\$ 131,273	\$ -	\$ -
Restricted	2,751,828	1,527,646	1,268,961	1,172,425	-	-
Committed	2,970,141	1,316,247	2,395,604	2,440,719	-	-
Unassigned (deficit)	-	(160,843)	-	(668,428)	-	-
Reserved	-	-	-	-	312,317	1,472,789
Unreserved (deficit), reported in:						
Special revenue funds	-	-	-	-	1,994,119	3,094,366
Capital projects funds	-	-	-	-	288,314	483,583
Debt service fund	-	-	-	-	64,342	344,483
Total all other governmental funds	<u>\$ 5,775,752</u>	<u>\$ 2,726,280</u>	<u>\$ 4,137,891</u>	<u>\$ 3,075,989</u>	<u>\$ 2,659,092</u>	<u>\$ 5,395,221</u>

Source: City financial records

Note: The City implemented GASB Statement No. 54 in 2011 which changed the fund balance classifications in governmental funds.



<u>2008</u>	<u>2007</u>	<u>2006</u>	<u>2005</u>
\$ -	\$ -	\$ -	\$ -
-	-	-	-
-	-	-	-
1,279,272	2,166,736	1,355,508	1,715,504
(1,076,244)	(855,815)	(420,724)	(215,391)
<u>\$ 203,028</u>	<u>\$ 1,310,921</u>	<u>\$ 934,784</u>	<u>\$ 1,500,113</u>
\$ -	\$ -	\$ -	\$ -
-	-	-	-
-	-	-	-
-	-	-	-
1,339,217	214,565	546,490	412,947
6,033,891	7,731,775	4,175,135	3,434,654
(114,796)	5,669	6,163	6,064
806,046	542,029	287,488	-
<u>\$ 8,064,358</u>	<u>\$ 8,494,038</u>	<u>\$ 5,015,276</u>	<u>\$ 3,853,665</u>

CITY OF STEUBENVILLE, OHIO

CHANGES IN FUND BALANCES, GOVERNMENTAL FUNDS
LAST TEN YEARS
(MODIFIED ACCRUAL BASIS OF ACCOUNTING)

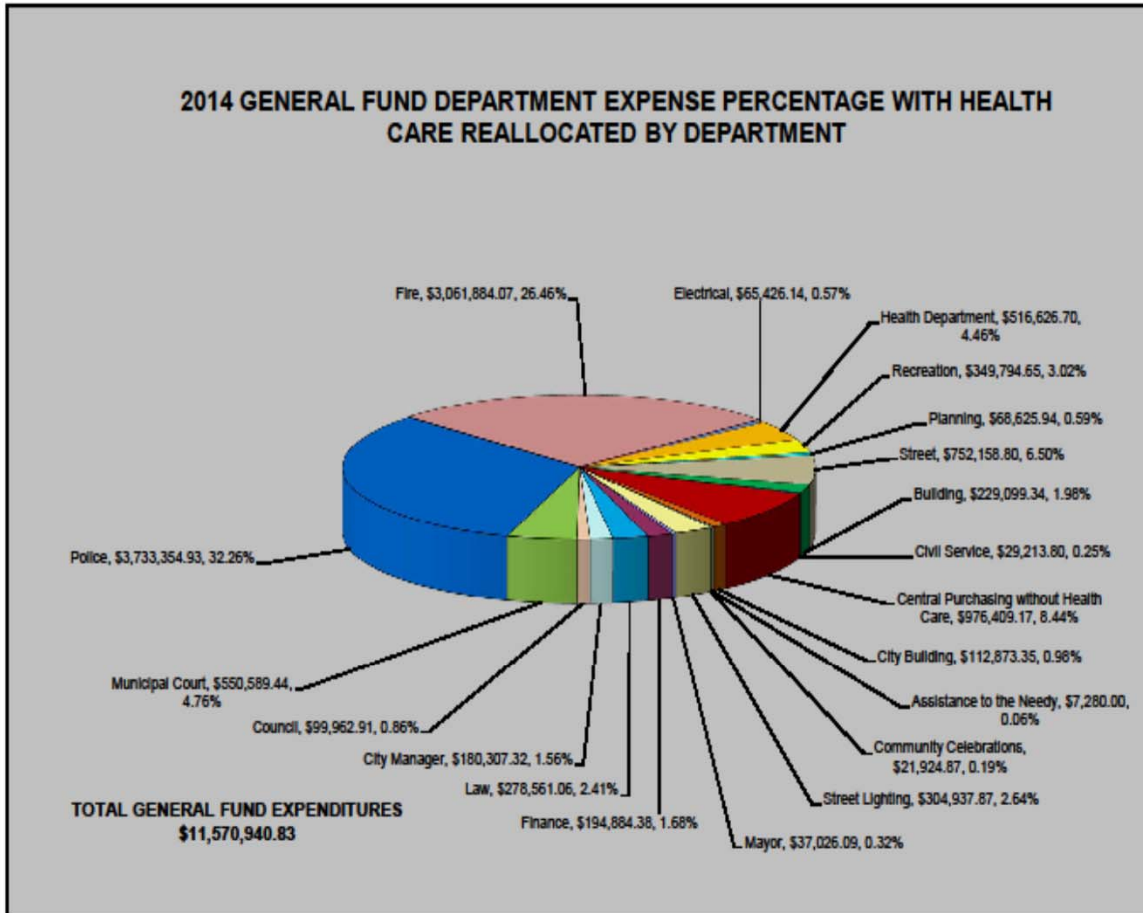
	<u>2014</u>	<u>2013</u>	<u>2012</u>	<u>2011</u>	<u>2010</u>
Revenues					
Taxes	\$ 11,129,961	\$ 10,941,486	\$ 10,656,734	\$ 10,145,540	\$ 10,022,014
Charges for services	52,638	58,640	80,558	80,638	93,014
Licenses and permits	893,575	1,003,244	853,116	707,714	746,178
Fines and forfeitures	382,097	434,304	371,436	334,151	328,654
Intergovernmental	5,482,153	4,708,251	5,282,808	13,908,820	9,041,850
Special assessments	96,479	31,943	4,961	11,071	37,481
Investment income	1,982	3,357	3,398	9,206	41,021
Rental income	129,643	138,587	115,103	121,706	106,107
Contributions and donations	11,390	52,925	11,852	26,377	87,358
Other	375,019	209,726	113,613	162,443	220,932
Total revenues	<u>18,554,937</u>	<u>17,582,463</u>	<u>17,493,579</u>	<u>25,507,666</u>	<u>20,724,609</u>
Expenditures					
Current:					
General government	2,696,811	2,587,744	2,617,083	2,754,883	2,802,787
Security of persons and property	7,005,187	6,885,508	7,092,438	7,408,184	6,901,448
Public health and welfare	639,995	635,243	655,812	649,477	668,145
Transportation	1,518,671	1,594,075	1,455,190	5,129,288	4,216,869
Community environment	500,175	1,268,090	942,727	1,137,272	1,631,489
Leisure time activity	490,645	367,899	652,209	685,042	666,609
Capital outlay	2,600,886	4,170,686	2,295,269	5,678,947	4,871,515
Debt service:					
Principal retirement	243,199	265,135	242,655	231,646	3,706,834
Interest and fiscal charges	239,611	251,182	257,143	267,063	303,767
Bond issuance cost	25,712	-	-	-	125,262
Total expenditures	<u>15,960,892</u>	<u>18,025,562</u>	<u>16,210,526</u>	<u>23,941,802</u>	<u>25,894,725</u>
Excess of revenues over (under) expenditures	<u>2,594,045</u>	<u>(443,099)</u>	<u>1,283,053</u>	<u>1,565,864</u>	<u>(5,170,116)</u>
Other financing sources (uses)					
Notes issued	-	-	-	-	-
Loans issued	-	-	-	-	-
Bonds issued	1,000,000	-	-	-	3,497,612
Premium on bonds	31,224	-	-	-	131,071
Capital lease transaction	-	-	24,995	-	-
Sale of capital assets	1,156	3,100	1,363	42,008	1,087
Transfers in	52,993	27,956	28,952	-	344,482
Transfers (out)	(52,993)	(27,956)	(28,952)	-	(344,482)
Proceeds from sale of golf course	-	-	-	-	-
Total other financing sources (uses)	<u>1,032,380</u>	<u>3,100</u>	<u>26,358</u>	<u>42,008</u>	<u>3,629,770</u>
Net change in fund balances	<u>\$ 3,626,425</u>	<u>\$ (439,999)</u>	<u>\$ 1,309,411</u>	<u>\$ 1,607,872</u>	<u>\$ (1,540,346)</u>
Capital expenditures	2,340,972	3,557,473	2,206,032	5,645,566	7,497,907
Debt service as a percentage of noncapital expenditures.	3.54%	3.57%	3.57%	2.73%	21.80%

Source: City financial records

2009	2008	2007	2006	2005
\$ 10,334,853	\$ 10,270,175	\$ 10,609,414	\$ 9,896,164	\$ 10,114,019
99,956	108,076	115,666	117,442	141,887
531,924	644,608	578,566	574,840	508,617
385,276	366,135	389,442	400,215	627,392
4,840,646	4,808,235	5,208,001	5,550,198	5,534,534
24,546	17,396	19,532	21,917	21,052
94,164	177,626	400,646	254,387	158,753
88,750	102,971	86,991	105,189	89,754
320,987	15,864	35,915	-	-
225,452	210,552	182,084	333,118	225,647
<u>16,946,554</u>	<u>16,721,638</u>	<u>17,626,257</u>	<u>17,253,470</u>	<u>17,421,655</u>
3,082,262	3,182,833	3,818,711	2,994,448	3,557,204
7,739,712	8,116,321	7,730,624	7,304,695	7,056,162
654,942	657,005	567,287	550,636	541,450
3,931,171	3,475,403	2,883,481	1,982,037	3,964,513
1,365,997	800,670	790,370	995,509	1,142,684
4,143,221	1,341,137	1,095,447	1,023,240	1,275,090
1,968,845	120,465	24,900	1,286,959	497,326
804,310	412,361	226,195	362,045	120,688
148,056	167,917	110,716	157,552	136,303
-	-	-	-	-
<u>23,838,516</u>	<u>18,274,112</u>	<u>17,247,731</u>	<u>16,657,121</u>	<u>18,291,420</u>
<u>(6,891,962)</u>	<u>(1,552,474)</u>	<u>378,526</u>	<u>596,349</u>	<u>(869,765)</u>
3,500,000	-	750,000	-	-
-	-	-	-	586,100
-	-	-	-	-
-	-	-	-	-
-	-	24,406	-	7,377
-	14,901	13,890	-	1,251
150,000	-	695	54,692	2,163,120
(150,000)	-	(695)	(54,759)	(2,156,224)
-	-	2,688,077	-	-
<u>3,500,000</u>	<u>14,901</u>	<u>3,476,373</u>	<u>(67)</u>	<u>601,624</u>
<u>\$ (3,391,962)</u>	<u>\$ (1,537,573)</u>	<u>\$ 3,854,899</u>	<u>\$ 596,282</u>	<u>\$ (268,141)</u>
10,162,964	2,099,841	1,336,789	1,339,728	2,356,926
6.96%	3.59%	2.12%	3.39%	1.61%

CITY OF STEUBENVILLE, OHIO

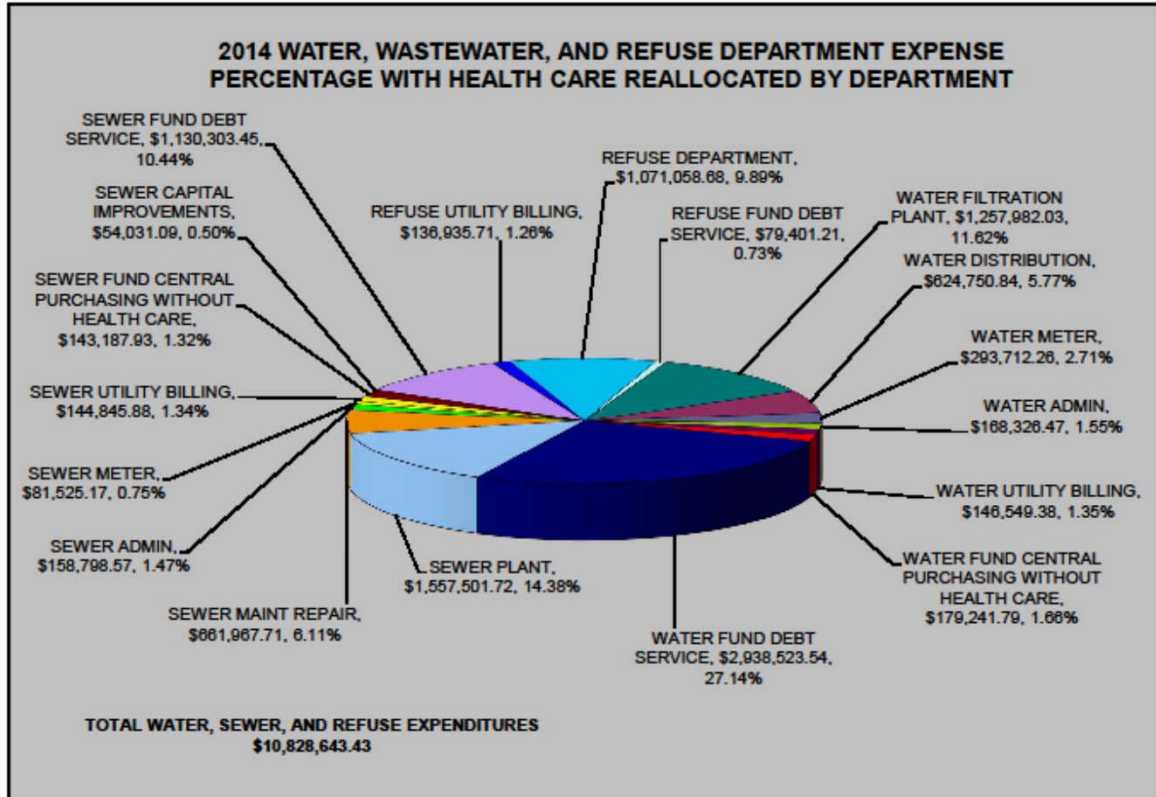
**GENERAL FUND EXPENDITURES CHART BY DEPARTMENT
CURRENT YEAR
(CASH BASIS)**



Source: City financial records.

CITY OF STEUBENVILLE, OHIO

ENTERPRISE FUNDS EXPENSES BY DEPARTMENT
CURRENT YEAR
(CASH BASIS)



Source: City financial records.

CITY OF STEUBENVILLE, OHIO

ASSESSED VALUATION AND ESTIMATED ACTUAL VALUE OF TAXABLE PROPERTY
LAST TEN YEARS

Collection Year	Real Property		Public Utility Property		Tangible Personal Property	
	Assessed Value	Estimated Actual Value (a)	Assessed Value	Estimated Actual Value (b)	Assessed Value	Estimated Actual Value (c)
2014	\$ 224,014,650	\$ 640,041,857	\$ 14,191,520	\$ 16,126,727	\$ -	\$ -
2013	224,091,290	640,260,829	13,453,550	15,288,125	-	-
2012	231,075,880	660,216,800	12,429,730	14,124,693	-	-
2011	230,747,900	659,279,714	11,691,860	13,286,205	-	-
2010	232,243,400	663,552,571	11,301,060	12,842,114	553,008	8,848,128
2009	237,605,420	678,872,629	10,779,200	12,249,091	1,079,888	17,278,208
2008	234,308,020	669,451,486	10,902,720	12,389,455	14,664,912	234,638,592
2007	230,981,890	659,948,257	12,857,380	14,610,659	19,189,085	153,512,680
2006	206,432,060	589,805,886	13,051,460	14,831,205	22,470,997	119,845,317
2005	203,563,940	581,611,257	13,235,020	15,039,795	31,607,557	126,430,228

Source: Jefferson County, Ohio; Auditor's Office

- (a) Real property is assessed at 35% of actual value. Real property taxes collected in a calendar year are levied as of January 1 of that year based on assessed values as of January 1 of the preceding year.
- (b) Public utility is assessed at 88% of actual value. Public utility real and tangible property taxes collected in a calendar year are levied in the preceding calendar year based on assessed values determined as of December 31 of the second preceding year.
- (c) For 2005 and prior, tangible personal is assessed at 25% of true value for capital assets and 23% percent of true value for inventory. For 2006, tangible personal personal property tax is assessed at 18.75% of property value, including inventory. For 2007, tangible personal personal property tax is assessed at 12.50% of property value, including inventory. For 2008, tangible personal personal property tax is assessed at 6.25% of property value, including inventory. For 2009 and 2010, tangible personal personal property tax is assessed at 0.00% of property value, including inventory, except for telephone tangible personal property which is assessed at 10% of property value, including inventory. In 2009 and 2010, telephone tangible is the only taxable tangible personal property. The tangible personal property tax was phased out in 2011.

Total

Assessed Value	Estimated Actual Value	Ratio	Total Direct Tax Rate
\$ 238,206,170	\$ 656,168,584	36.30%	\$ 8.20
237,544,840	655,548,954	36.24%	8.20
243,505,610	674,341,493	36.11%	8.20
242,439,760	672,565,919	36.05%	8.20
244,097,468	685,242,813	35.62%	8.20
249,464,508	708,399,928	35.22%	8.20
259,875,652	916,479,533	28.36%	8.20
263,028,355	828,071,596	31.76%	8.20
241,954,517	724,482,409	33.40%	8.20
248,406,517	723,081,282	34.35%	8.20

CITY OF STEUBENVILLE, OHIO

DIRECT AND OVERLAPPING PROPERTY TAX RATES
(RATE PER \$1,000 OF ASSESSED VALUE)
LAST TEN YEARS

Collection Year	City Direct Rates				Overlapping Rates				
	Operating	Debt Service	Police and Fire Pension	Total Direct Rate	Jefferson County	Steubenville City School District	Jefferson County Joint Vocational School	Steel Valley Regional Transit Authority	
2014	\$ 6.60	\$ 1.00	\$ 0.60	\$ 8.20	\$ 11.95	\$ 35.35	\$ 2.50	\$ 1.50	
2013	6.60	1.00	0.60	8.20	11.95	35.35	1.50	1.50	
2012	6.60	1.00	0.60	8.20	11.95	35.35	1.50	1.50	
2011	6.60	1.00	0.60	8.20	11.95	35.35	1.50	1.50	
2010	6.60	1.00	0.60	8.20	11.95	35.35	1.50	1.50	
2009	6.60	1.00	0.60	8.20	13.25	35.35	1.50	1.50	
2008	6.60	1.00	0.60	8.20	11.95	35.35	1.50	1.50	
2007	6.60	1.00	0.60	8.20	11.95	35.35	1.50	1.50	
2006	6.60	1.00	0.60	8.20	11.95	35.35	1.50	1.50	
2005	6.60	1.00	0.60	8.20	11.95	35.35	1.50	1.00	

Source: Jefferson County, Ohio; Auditor's Office

Note: Prior to 2010, Eastern Gateway Community College was known as Jefferson County Community College.

Overlapping Rates (continued)

Eastern Gateway Community College	Indian Creek Local School District	Public Library of Steubenville and Jefferson County	Total Overlapping Rates	Total Direct and Overlapping Rates
\$ 1.00	\$ 42.65	\$ 1.00	\$ 95.95	\$ 104.15
1.00	42.65	1.00	94.95	103.15
1.00	42.65	1.00	94.95	103.15
1.00	42.65	1.00	94.95	103.15
1.00	42.65	1.00	94.95	103.15
1.00	42.65	-	95.25	103.45
1.00	39.10	-	90.40	98.60
1.00	39.10	-	90.40	98.60
1.00	39.10	-	90.40	98.60
1.00	39.10	-	89.90	98.10

CITY OF STEUBENVILLE, OHIO

PRINCIPAL PROPERTY TAXPAYERS
CURRENT YEAR AND SIX YEARS AGO

December 31, 2014			
Taxpayer	Taxable Assessed Value	Rank	Percentage of Assessed Value
Fort Steuben Improvements	\$ 13,613,670	1	5.72%
Ohio Power Company	12,176,650	2	5.11%
Hollywood Center, Inc.	3,406,480	3	1.43%
Columbia Gas of Ohio, Inc.	2,576,070	4	1.08%
CHS of Dayton Real Estate Inc.	2,138,325	5	0.90%
Laurels of Steubenville LLC	2,010,120	6	0.84%
Cal-Steuben Limited	1,874,390	7	0.79%
Lowe's Home Centers Inc.	1,755,565	8	0.74%
L & L Realty Holding Company LLC	1,479,240	9	0.62%
River Rail Development	1,475,530	10	0.62%
Total, top ten principal property taxpayers	<u>\$ 42,506,040</u>		<u>17.85%</u>
Total City property tax assessed valuation	<u>\$ 238,206,170</u>		

December 31, 2008			
Taxpayer	Taxable Assessed Value	Rank	Percentage of Assessed Value
Fort Steuben Improvements	\$ 12,726,650	1	4.90%
Ohio Power Company	9,750,000	2	3.75%
Hollywood Center, Inc.	3,847,730	3	1.48%
Wheeling Pittsburgh Steel	2,784,680	4	1.07%
Cal-Steuben Limited	2,325,930	5	0.90%
Carriage Inn of Steubenville, Inc.	1,948,010	6	0.75%
Crown Hotels, Inc.	1,236,970	7	0.48%
L Steubenville LLC	1,155,000	8	0.44%
Albert Ltd.	1,086,560	9	0.42%
Columbia Gas of Ohio, Inc.	1,069,280	10	0.41%
Total, top ten principal property taxpayers	<u>\$ 37,930,810</u>		<u>14.60%</u>
Total City property tax assessed valuation	<u>\$ 259,875,652</u>		

Source: Jefferson County, Ohio; Auditor's Office

Note: Information prior to 2008 is not available

CITY OF STEUBENVILLE, OHIO

PROPERTY TAX LEVIES AND COLLECTIONS
LAST TEN YEARS

Year	Total Levy	Current Collection	Percent of Current Collections to Tax Levy	Delinquent Collections	Total Collections	Percent of Total Collections to Tax Levy	Outstanding Delinquent Taxes	Percentage of Delinquent Taxes to Tax Levy
2014	\$ 1,339,769	\$ 1,288,885	96.20%	\$ 88,834	\$ 1,377,719	102.83%	\$ 347,572	25.94%
2013	1,328,278	1,273,602	95.88%	81,587	1,355,189	102.03%	483,185	36.38%
2012	1,347,254	1,291,062	95.83%	74,526	1,365,588	101.36%	488,814	36.28%
2011	1,379,576	1,144,649	82.97%	77,282	1,221,931	88.57%	617,236	44.74%
2010	1,314,478	1,119,407	85.16%	58,587	1,177,994	89.62%	512,001	38.95%
2009	1,327,149	1,128,015	85.00%	72,954	1,200,969	90.49%	495,411	37.33%
2008	1,348,726	1,176,758	87.25%	63,689	1,240,447	91.97%	467,612	34.67%
2007	1,496,121	1,331,222	88.98%	60,922	1,392,144	93.05%	427,988	28.61%
2006	1,442,041	1,296,800	89.93%	49,154	1,345,954	93.34%	425,422	29.50%
2005	1,428,992	1,310,667	91.72%	58,691	1,369,358	95.83%	383,321	26.82%

Source: Jefferson County, Ohio; Auditor's Office

Note: Delinquent tax collections are available only by collection year rather than the year in which they were levied; therefore, the percentage of total collections to tax levy exceeds 100 percent in some years. The City will continue to work with the County Auditor to retrieve this information in the future.

CITY OF STEUBENVILLE, OHIO

**INCOME TAX RATE AND COLLECTIONS
LAST TEN YEARS
(CASH BASIS)**

Year	Tax Rate	Total Tax Collected
2014	2.00%	\$ 9,551,821
2013	2.00%	9,423,734
2012	2.00%	9,256,607
2011	1.925% (a)	8,560,807
2010	2.00%	8,641,927
2009	2.00%	8,772,925
2008	2.00%	8,809,796
2007	2.00%	8,915,531
2006	2.00%	8,476,037
2005	2.00%	8,445,071

Source: Regional Income Tax Agency (RITA)

(a) The income tax rate was reduced from 2% to 1.7% for the period of May 4, 2011 through August 2, 2011. The increase from 1.7% to 2% was approved by voters August 2, 2011. The City allowed for the use of a blended rate of 1.925% for tax year 2011.

THIS PAGE IS INTENTIONALLY LEFT BLANK

CITY OF STEUBENVILLE, OHIO

**RATIOS OF OUTSTANDING DEBT BY TYPE
LAST TEN YEARS**

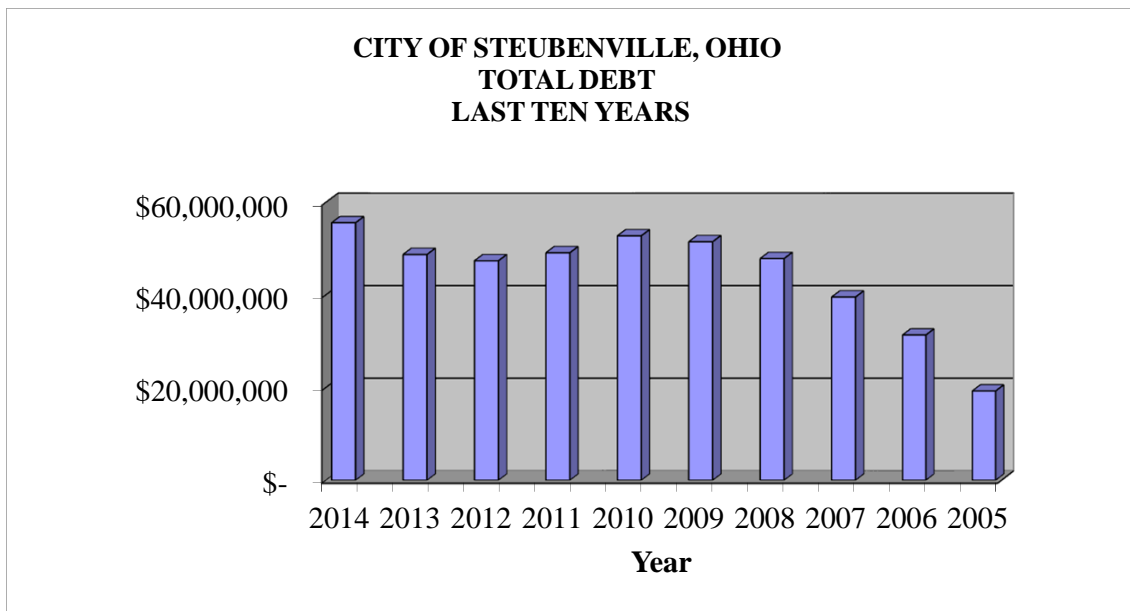
Year	Governmental Activities				Business-type Activities		
	General Obligation Bonds	Loans	Notes	Capital Leases	General Obligation Bonds	Revenue Bonds	Loans
2014	\$ 4,391,146	\$ 635,663	\$ -	\$ 12,193	\$ 8,700,462	\$ 1,255,814	\$ 40,482,981
2013	3,426,304	731,303	-	16,978	1,705,000	740,137	42,104,837
2012	3,491,935	856,403	-	21,413	1,825,000	401,044	40,769,527
2011	3,561,232	960,164	-	1,794	1,945,000	495,000	42,138,146
2010	3,628,629	1,059,760	-	7,326	4,559,776	-	43,466,803
2009	-	1,216,006	3,500,000	13,311	2,698,876	-	44,001,171
2008	-	1,429,942	541,239	19,679	2,888,630	-	42,890,909
2007	-	1,650,340	681,864	30,013	3,069,261	-	33,332,047
2006	-	1,759,540	-	15,150	3,245,984	-	25,481,533
2005	-	2,076,248	-	22,790	3,414,000	-	13,658,121

Sources:

- (a) See notes to the financial statements regarding the City's outstanding debt information.
- (b) See Schedule " Demographic and Economic Statistics - Last Ten Years" for personal income and population.

Business-type Activities (Continued)

Notes	Capital Leases	(a) Total Primary Government	(b) Total Personal Income	Percentage of Personal Income	(b) Population	Per Capita
\$ -	\$ 96,405	\$ 55,574,664	\$ 624,749,135	8.90%	18,355	\$ 3,028
-	-	48,724,559	609,478,880	7.99%	18,440	2,642
-	-	47,365,322	577,891,160	8.20%	18,440	2,569
-	-	49,101,336	561,244,061	8.75%	18,659	2,632
26,304	-	52,748,598	590,762,599	8.93%	18,659	2,827
51,292	-	51,480,656	591,493,780	8.70%	18,820	2,735
75,029	-	47,845,428	568,021,323	8.42%	19,329	2,475
749,579	10,296	39,523,400	528,103,595	7.48%	19,015	2,079
787,257	20,121	31,309,585	498,421,180	6.28%	19,015	1,647
42,334	29,495	19,242,988	494,351,970	3.89%	19,015	1,012



CITY OF STEUBENVILLE, OHIO

RATIO OF GENERAL BONDED DEBT TO ASSESSED
VALUE AND BONDED DEBT PER CAPITA
LAST TEN YEARS

<u>Year</u>	<u>Population (1)</u>	<u>Estimated Actual Value of Taxable Property</u>	<u>Bonded Debt</u>	<u>Ratio of Bonded Debt to Estimated Actual Value of Property</u>	<u>Bonded Debt Per Capita</u>
2014	18,355	\$ 656,168,584	\$ 13,091,608	2.00%	\$ 713
2013	18,440	655,548,954	5,131,304	0.78%	278
2012	18,440	674,341,493	5,316,935	0.79%	288
2011	18,659	672,565,919	5,506,232	0.82%	295
2010	18,659	685,242,813	8,188,405	1.19%	439
2009	18,820	708,399,928	2,698,876	0.38%	143
2008	19,329	916,479,533	2,888,630	0.32%	149
2007	19,015	828,071,596	3,069,261	0.37%	161
2006	19,015	724,482,409	3,245,984	0.45%	171
2005	19,015	723,081,282	3,414,000	0.47%	180

Source: (1) U.S Census Bureau

CITY OF STEUBENVILLE, OHIO

DIRECT AND OVERLAPPING GOVERNMENTAL ACTIVITIES DEBT
AS OF DECEMBER 31, 2014

<u>Governmental Unit</u>	<u>Debt Outstanding</u>	<u>Estimated Percentage Applicable</u>	<u>Estimated Share of Overlapping Debt</u>
Direct:			
City of Steubenville	\$ 5,039,002	100.00%	\$ 5,039,002
Total of direct debt	<u>5,039,002</u>		<u>5,039,002</u>
Overlapping debt:			
Steubenville City School District	3,029,999	96.61%	2,927,282
Jefferson County	8,078,000	19.76%	1,596,213
Jefferson County Joint Vocational School	815,249	19.23%	156,772
Indian Creek Local School District	10,174,999	25.12%	2,555,960
Total of overlapping debt	<u>22,098,247</u>		<u>7,236,227</u>
Total direct and overlapping debt	<u>\$ 27,137,249</u>		<u>\$ 12,275,229</u>

Source: Ohio Municipal Advisory Council

Note: The percentage of overlapping debt applicable is estimated using taxable assessed property values. Applicable percentages were estimated by determining the portion of the City's taxable assessed value that is within the subdivision's boundaries and dividing it by the City's total taxable assessed value.

CITY OF STEUBENVILLE, OHIO

**WATER OWDA LOAN PLEDGED REVENUE COVERAGE
LAST TEN YEARS**

<u>Year</u>	<u>Operating Revenues</u>	<u>Direct Operating Expenses (1)</u>	<u>Net Available Revenues</u>	<u>Debt Service</u>		<u>Coverage</u>
				<u>Principal</u>	<u>Interest</u>	
2014	\$ 5,980,304	\$ 2,513,960	\$ 3,466,344	\$ 1,726,339	\$ 1,008,080	1.27
2013	5,283,449	2,449,493	2,833,956	1,629,500	1,067,913	1.05
2012	5,448,141	3,015,713	2,432,428	1,607,604	1,022,437	0.92
2011	4,678,829	2,833,944	1,844,885	1,621,849	1,175,766	0.66
2010	4,824,259	2,985,940	1,838,319	1,564,824	1,232,791	0.66
2009	4,769,977	3,235,982	1,533,995	1,448,648	1,182,229	0.58
2008	6,182,944	3,096,569	3,086,375	1,881,887	1,137,062	1.02
2007	7,663,037	2,665,927	4,997,110	1,471,497	817,390	2.18
2006	5,235,595	2,110,122	3,125,473	1,125,350	507,860	1.91
2005	2,953,427	2,960,570	(7,143)	1,087,056	531,682	(0.00)

(1) Operating expenses do not include depreciation.

Source: City financial records

CITY OF STEUBENVILLE, OHIO

WATER REVENUE BOND PLEDGED REVENUE COVERAGE
LAST YEAR

<u>Year</u>	<u>Operating Revenues</u>	<u>Direct Operating Expenses (1)</u>	<u>Net Available Revenues</u>	<u>Debt Service</u>		<u>Coverage</u>
				<u>Principal</u>	<u>Interest</u>	
2014	\$ 5,980,304	\$ 2,513,960	\$ 3,466,344	\$ 87,884	\$ 9,916	35.44

(1) Operating expenses do not include depreciation.

Source: City financial records

Note: The City did not have debt service payments on water revenue bonds prior to 2014.

CITY OF STEUBENVILLE, OHIO

**SEWER OWDA LOAN PLEDGED REVENUE COVERAGE
LAST TEN YEARS**

Year	Operating Revenues	Direct Operating Expenses (1)	Net Available Revenues	Debt Service		Coverage
				Principal	Interest	
2014	\$ 3,843,695	\$ 2,992,434	\$ 851,261	\$ 351,271	\$ 561,733	0.93
2013	4,252,505	2,658,274	1,594,231	184,368	492,207	2.36
2012	4,426,856	3,017,842	1,409,014	225,595	444,198	2.10
2011	5,298,290	2,926,266	2,372,024	233,786	462,389	3.41
2010	5,327,028	3,230,109	2,096,919	224,560	471,615	3.01
2009	5,433,208	3,386,044	2,047,164	215,698	480,477	2.94
2008	5,140,602	3,366,498	1,774,104	330,086	23,638	5.02
2007	5,647,788	3,019,514	2,628,274	319,723	33,998	7.43
2006	4,262,096	2,448,946	1,813,150	309,685	44,035	5.13
2005	3,303,677	2,619,793	683,884	299,963	53,685	1.93

(1) Operating expenses do not include depreciation.

Source: City financial records

CITY OF STEUBENVILLE, OHIO

SEWER REVENUE BOND PLEDGED REVENUE COVERAGE
LAST YEAR

<u>Year</u>	<u>Operating Revenues</u>	<u>Direct Operating Expenses (1)</u>	<u>Net Available Revenues</u>	<u>Debt Service</u>		<u>Coverage</u>
				<u>Principal</u>	<u>Interest</u>	
2014	\$ 3,843,695	\$ 2,992,434	\$ 851,261	\$ 70,000	\$ 13,838	10.15

(1) Operating expenses do not include depreciation.

Source: City financial records

Note: The City did not have debt service payments on sewer revenue bonds prior to 2014.

CITY OF STEUBENVILLE, OHIO

REFUSE REVENUE BOND PLEDGED REVENUE COVERAGE
LAST THREE YEARS

<u>Year</u>	<u>Operating Revenues</u>	<u>Direct Operating Expenses (1)</u>	<u>Net Available Revenues</u>	<u>Debt Service</u>		<u>Coverage</u>
				<u>Principal</u>	<u>Interest</u>	
2014	\$ 2,244,058	\$ 1,216,037	\$ 1,028,021	\$ 74,439	\$ 4,962	12.95
2013	2,222,432	1,194,320	1,028,112	120,907	11,428	7.77
2012	2,259,319	1,368,669	890,650	93,956	12,209	8.39

(1) Operating expenses do not include depreciation.

Source: City financial records

Note: The City did not have debt service payments on revenue bonds prior to 2012.

THIS PAGE IS INTENTIONALLY LEFT BLANK

CITY OF STEUBENVILLE, OHIO

**COMPUTATION OF LEGAL DEBT MARGIN
LAST TEN YEARS**

	<u>2014</u>	<u>2013</u>	<u>2012</u>	<u>2011</u>
Assessed value (a)	\$ 238,206,170	\$ 237,544,840	\$ 243,505,610	\$ 242,439,760
Legal debt margin:				
Debt limitation - 10.5% of assessed value	25,011,648	24,942,208	25,568,089	25,456,175
Debt applicable to limitation:				
General obligation bonds	<u>12,572,612</u>	<u>4,952,612</u>	<u>5,157,612</u>	<u>5,362,612</u>
Gross indebtedness (Total voted and unvoted debt)	<u>12,572,612</u>	<u>4,952,612</u>	<u>5,157,612</u>	<u>5,362,612</u>
Less: debt outside limitations				
General obligation bonds	<u>(8,415,000)</u>	<u>(1,705,000)</u>	<u>(1,825,000)</u>	<u>(1,945,000)</u>
Total debt outside limitations	<u>(8,415,000)</u>	<u>(1,705,000)</u>	<u>(1,825,000)</u>	<u>(1,945,000)</u>
Total debt applicable to limitation - Within 10.5% limitations	4,157,612	3,247,612	3,332,612	3,417,612
Less: amount available in debt service fund to pay debt applicable to limitation	<u>(126,251)</u>	<u>(112,157)</u>	<u>(98,478)</u>	<u>(81,309)</u>
Net debt within 10.5% limitation	<u>4,031,361</u>	<u>3,135,455</u>	<u>3,234,134</u>	<u>3,336,303</u>
Overall debt margin within 10.5% limitation	<u>\$ 20,980,287</u>	<u>\$ 21,806,753</u>	<u>\$ 22,333,955</u>	<u>\$ 22,119,872</u>
Unvoted debt limitation - 5.5% of assessed valuation	\$ 13,101,339	\$ 13,064,966	\$ 13,392,809	\$ 13,334,187
Gross indebtedness authorized by council	12,572,612	4,952,612	5,157,612	5,362,612
Less: debt outside limitations: Total debt outside limitations	<u>(12,572,612)</u>	<u>(4,952,612)</u>	<u>(5,157,612)</u>	<u>(5,362,612)</u>
Unvoted debt margin within 5.5% limitation	<u>\$ 13,101,339</u>	<u>\$ 13,064,966</u>	<u>\$ 13,392,809</u>	<u>\$ 13,334,187</u>

Source: City of Steubenville financial records

(a) Beginning in 2007, the debt limit excludes the assessed valuation of tangible personal property tax, as well as railroad and telephone public utility personal property in accordance with Ohio House Bill 530.

2010	2009	2008	2007	2006	2005
\$ 243,544,460	\$ 248,384,620	\$ 244,714,840	\$ 241,293,590	\$ 724,482,408	\$ 723,081,280
25,572,168	26,080,385	25,695,058	25,335,827	76,070,653	75,923,534
8,057,388	2,698,876	2,888,630	3,069,261	3,245,984	3,414,000
8,057,388	2,698,876	4,104,636	3,069,261	3,245,984	3,414,000
(4,559,776)	(2,698,876)	(2,888,630)	(3,069,261)	(3,245,984)	(3,414,000)
(4,559,776)	(2,698,876)	(2,888,630)	(3,069,261)	(3,245,984)	(3,414,000)
3,497,612	-	1,216,006	-	-	-
(64,342)	(344,483)	(806,046)	(542,029)	(287,488)	(37,683)
3,433,270	(344,483)	409,960	(542,029)	(287,488)	(37,683)
<u>\$ 22,138,898</u>	<u>\$ 26,424,868</u>	<u>\$ 25,285,098</u>	<u>\$ 25,877,856</u>	<u>\$ 76,358,141</u>	<u>\$ 75,961,217</u>
\$ 13,394,945	\$ 13,661,154	\$ 13,459,316	\$ 13,271,147	\$ 39,846,532	\$ 39,769,470
8,057,388	2,698,876	4,104,636	3,069,261	3,245,984	3,414,000
(8,057,388)	(2,698,876)	(2,888,630)	(3,069,261)	(3,245,984)	(3,414,000)
<u>\$ 13,394,945</u>	<u>\$ 13,661,154</u>	<u>\$ 12,243,310</u>	<u>\$ 13,271,147</u>	<u>\$ 39,846,532</u>	<u>\$ 39,769,470</u>

CITY OF STEUBENVILLE, OHIO

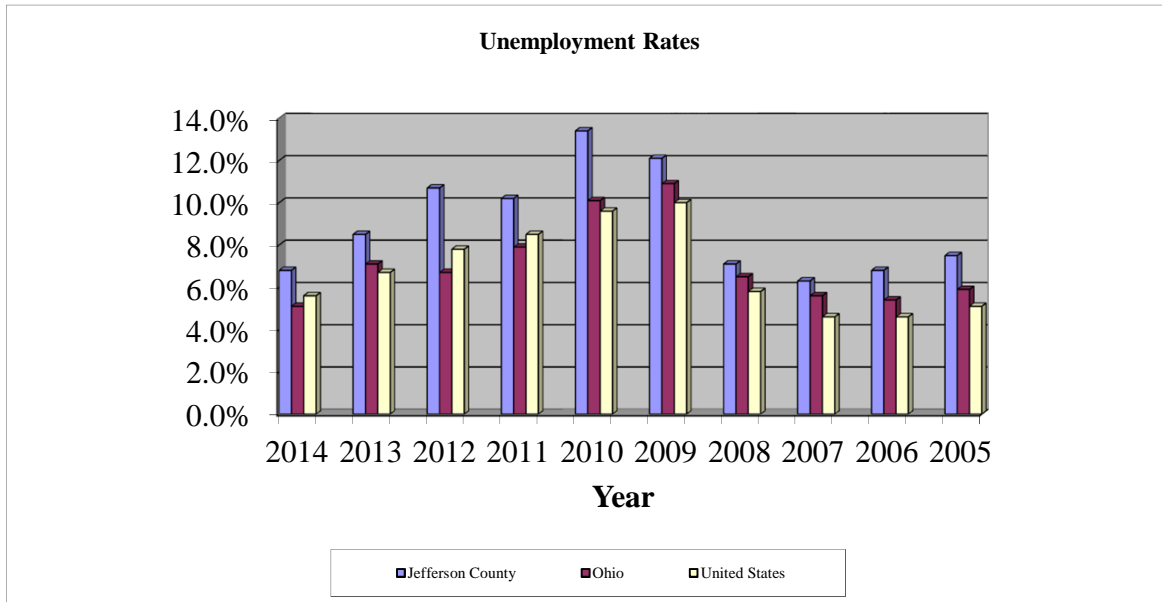
DEMOGRAPHIC AND ECONOMIC STATISTICS
LAST TEN YEARS

Year	Population (1)	Personal Income	Per Capita Personal Income (3)	Annual Average Unemployment Rates (2)		
				Jefferson County	Ohio	United States
2014	18,355	\$ 624,749,135	\$ 34,037	6.8%	5.1%	5.6%
2013	18,440	609,478,880	33,052	8.5%	7.1%	6.7%
2012	18,440	577,891,160	31,339	10.7%	6.7%	7.8%
2011	18,659	561,244,061	30,079	10.2%	7.9%	8.5%
2010	18,659	590,762,599	31,661	13.4%	10.1%	9.6%
2009	18,820	591,493,780	31,429	12.1%	10.9%	10.0%
2008	19,329	568,021,323	29,387	7.1%	6.5%	5.8%
2007	19,015	528,103,595	27,773	6.3%	5.6%	4.6%
2006	19,015	498,421,180	26,212	6.8%	5.4%	4.6%
2005	19,015	494,351,970	25,998	7.5%	5.9%	5.1%

Sources:

- (1) U.S. Census Bureau
- (2) Ohio Department of Job & Family Services, Office of Workforce Development
- (3) U.S. Department of Commerce, Bureau of Economic Analysis

Note: Per capita personal income is presented for the Weirton-Steubenville Metropolitan Statistical Area (MSA).



CITY OF STEUBENVILLE, OHIO

PRINCIPAL EMPLOYERS
CURRENT YEAR AND SIX YEARS AGO

2014			
Employer	Number of Employees	Rank	Percent of Total Employment
Franciscan University	2,018	1	21.92%
Trinity Medical Center West	1,495	2	16.24%
Wal-Mart Associates Inc.	620	3	6.73%
Jefferson County	612	4	6.65%
Steubenville City School District	420	5	4.56%
Eastern Gateway Community College	409	6	4.44%
Trinity Medical Center East	340	7	3.69%
Lowe's Home Centers Inc.	251	8	2.73%
The Kroger Company	225	9	2.44%
City of Steubenville	207	10	2.25%
Total of top ten	<u>6,597</u>		<u>71.66%</u>
Total City employment	<u>9,208</u>		

2008			
Employer	Number of Employees	Rank	Percent of Total Employment
Franciscan University	1,859	1	18.02%
Trinity Medical Center West	1,508	2	14.62%
Jefferson County	660	3	6.40%
Wal-Mart Associates Inc.	637	4	6.18%
Eastern Gateway Community College	445	5	4.31%
Trinity Medical Center East	345	6	3.34%
Steubenville City School District	344	7	3.34%
City of Steubenville	245	8	2.38%
Lowe's Home Centers Inc.	245	9	2.38%
Wheeling-Pittsburgh Steel	240	10	2.33%
Total of top ten	<u>6,528</u>		<u>63.30%</u>
Total City employment	<u>10,314</u>		

Source: Regional Income Tax Agency (RITA)

Note: Information prior to 2008 was not available.

CITY OF STEUBENVILLE, OHIO

**FULL-TIME-EQUIVALENT CITY EMPLOYEES BY FUNCTION/PROGRAM
LAST TEN YEARS**

Function/Program	2014	2013	2012	2011	2010	2009
General government:						
Mayor	2.00	2.00	2.00	2.00	1.00	1.00
Finance	5.00	5.00	5.00	5.00	5.00	5.00
Law director	2.00	2.00	2.00	2.00	1.00	1.00
Civil service	1.00	1.00	1.00	1.00	1.00	1.00
City manager	2.00	1.00	1.00	1.00	1.00	1.00
Engineering	2.00	2.00	2.00	2.00	1.00	1.00
City council	8.00	8.00	8.00	8.00	8.00	8.00
Municipal court	9.00	10.00	10.00	10.00	7.00	7.00
Building	1.00	1.00	1.00	1.00	1.00	3.00
Information systems	1.00	1.00	1.00	1.00	1.00	1.00
Security of persons and property:						
Police	45.00	45.00	47.00	47.00	47.00	47.00
Fire	40.00	36.00	37.00	37.00	38.00	38.00
Electrical	1.00	1.00	2.00	2.00	2.00	2.00
Public health and welfare:						
Health services	3.00	3.00	3.00	3.00	3.00	3.00
Health clinic	3.00	3.00	3.00	3.00	3.00	3.00
Health administration	3.00	3.00	3.00	3.00	3.00	3.00
Food	1.00	1.00	1.00	1.00	1.00	1.00
Transportation:						
Street	12.00	12.00	13.00	14.00	18.00	19.00
Weed control	-	-	-	-	-	-
Community environment:						
Community development	4.00	4.00	4.00	4.00	5.00	5.00
Leisure time activity:						
Parks	2.00	3.00	3.00	3.00	-	-
Indoors	2.00	1.00	2.00	2.00	5.00	7.00
Administration	1.00	-	1.00	1.00	1.00	1.00
Swimming pool	10.00	-	10.00	10.00	20.00	16.00
Utility services:						
Water	21.00	23.00	26.00	26.00	26.00	26.00
Sewer	18.00	18.00	19.00	19.00	19.00	18.00
Refuse	12.00	12.00	12.00	12.00	12.00	12.00
Total	211.00	198.00	219.00	220.00	230.00	230.00

Source: City of Steubenville records

<u>2008</u>	<u>2007</u>	<u>2006</u>	<u>2005</u>
1.00	1.00	1.00	1.00
5.00	5.00	5.00	7.00
1.00	1.00	1.00	1.00
1.00	1.00	1.00	1.00
1.00	1.00	1.00	1.00
1.00	1.00	1.00	1.00
8.00	8.00	8.00	8.00
7.00	7.00	7.00	7.00
4.00	4.00	4.00	4.00
1.00	1.00	1.00	-
46.00	43.00	46.00	45.00
40.00	40.00	40.00	40.00
3.00	3.00	4.00	4.00
3.00	3.00	3.00	3.00
3.00	3.00	3.00	3.00
1.00	1.00	1.00	1.00
22.00	20.00	23.00	23.00
8.00	6.00	6.00	10.00
4.00	4.00	4.00	4.00
5.00	5.00	5.00	6.00
7.00	6.00	9.00	5.00
2.00	2.00	2.00	3.00
17.00	20.00	19.00	18.00
26.00	26.00	25.00	30.00
19.00	19.00	19.00	19.00
13.00	15.00	15.00	15.00
<u>252.00</u>	<u>249.00</u>	<u>257.00</u>	<u>263.00</u>

CITY OF STEUBENVILLE, OHIO

**OPERATING INDICATORS BY FUNCTION
LAST TEN YEARS**

Function	2014	2013	2012	2011	2010	2009
General government:						
Positions filled	211	198	219	220	220	230
Ordinances & resolutions	149	95	121	112	90	107
Security of persons and property:						
Police:						
Physical arrests	1,927	1,924	1,612	1,505	1,510	1,518
Parking violations	433	281	273	427	644	288
Traffic violations	1,214	1,572	1,249	936	772	856
Leisure time activity:						
Recreation center attendance	8,772	N/A	24,000	24,019	16,245	21,408
Transportation:						
Tons of salt used	N/A	5,547	3,000	2,400	3,000	3,114
Water:						
New connections	1	3	10	7	7	4
Water main breaks	108	127	103	69	103	75

Source: City of Steubenville Departments.

Note: N/A indicates the information was not available.

<u>2008</u>	<u>2007</u>	<u>2006</u>	<u>2005</u>
326	316	331	315
101	116	110	121
1,603	1,531	1,488	1,507
392	429	828	1,540
1,250	1,364	2,040	1,672
2,154	2,159	761	N/A
1,642	3,611	2,005	2,872
3	7	7	3
57	119	73	60

CITY OF STEUBENVILLE, OHIO

**CAPITAL ASSETS STATISTICS BY FUNCTION
LAST TEN YEARS**

Function	2014	2013	2012	2011	2010	2009
Security of persons and property:						
Police:						
Stations	1.00	1.00	1.00	1.00	1.00	1.00
Fire:						
Stations	3.00	2.00	3.00	3.00	3.00	3.00
Leisure time activities:						
Parks	13.00	13.00	13.00	13.00	13.00	13.00
Park acreage	261.32	261.32	261.32	261.32	261.32	261.32
Fitness center	1.00	1.00	1.00	1.00	1.00	1.00
Swimming pools	1.00	1.00	1.00	1.00	1.00	1.00
Wading pools	1.00	1.00	1.00	1.00	1.00	1.00
Tennis courts	6.00	6.00	6.00	6.00	6.00	6.00
Baseball diamonds	8.00	8.00	8.00	8.00	8.00	8.00
Softball fields	0.00	0.00	0.00	0.00	0.00	0.00
Transportation:						
Streets (paved miles)	120.00	120.00	120.00	120.00	120.00	120.00
Water:						
Water mains (miles)	84.00	84.00	84.00	84.00	84.00	84.00
Sewer:						
Sanitary sewers (miles)	81.00	81.00	81.00	81.00	81.00	81.00

Source: City of Steubenville Departments.

<u>2008</u>	<u>2007</u>	<u>2006</u>	<u>2005</u>
1.00	1.00	1.00	1.00
3.00	3.00	3.00	3.00
13.00	13.00	13.00	13.00
261.32	261.32	369.19	369.19
1.00	1.00	1.00	1.00
1.00	1.00	1.00	1.00
1.00	1.00	1.00	1.00
6.00	6.00	6.00	6.00
4.00	4.00	4.00	4.00
0.00	0.00	1.00	1.00
120.00	120.00	120.00	120.00
84.00	84.00	84.00	84.00
81.00	81.00	81.00	81.00

This page intentionally left blank.



Dave Yost • Auditor of State

CITY OF STEUBENVILLE

JEFFERSON COUNTY

CLERK'S CERTIFICATION

This is a true and correct copy of the report which is required to be filed in the Office of the Auditor of State pursuant to Section 117.26, Revised Code, and which is filed in Columbus, Ohio.

Susan Babbitt

CLERK OF THE BUREAU

**CERTIFIED
AUGUST 18, 2015**