



Balestra, Harr & Scherer, CPAs, Inc.

Accounting, Auditing and Consulting Services for Federal, State and Local Governments

www.bhscpas.com

VALLEY VIEW LOCAL SCHOOL DISTRICT MONTGOMERY COUNTY

SINGLE AUDIT

For the Year Ended June 30, 2012
Fiscal Year Audited Under GAGAS: 2012



Dave Yost • Auditor of State

Board of Education
Valley View Local School District
59 Peffley Street
Germantown, Ohio 45327

We have reviewed the *Independent Auditor's Report* of the Valley View Local School District, Montgomery County, prepared by Balestra, Harr & Scherer, CPAs, Inc., for the audit period July 1, 2011 through June 30, 2012. Based upon this review, we have accepted these reports in lieu of the audit required by Section 117.11, Revised Code. The Auditor of State did not audit the accompanying financial statements and, accordingly, we are unable to express, and do not express an opinion on them.

Our review was made in reference to the applicable sections of legislative criteria, as reflected by the Ohio Constitution, and the Revised Code, policies, procedures and guidelines of the Auditor of State, regulations and grant requirements. The Valley View Local School District is responsible for compliance with these laws and regulations.

A handwritten signature in black ink that reads "Dave Yost".

Dave Yost
Auditor of State

February 7, 2013

This page intentionally left blank.

**VALLEY VIEW LOCAL SCHOOL DISTRICT
MONTGOMERY COUNTY**

**BASIC FINANCIAL STATEMENTS
FOR THE YEAR ENDED JUNE 30, 2012**

TABLE OF CONTENTS

<u>TITLE</u>	<u>PAGE</u>
Independent Auditor’s Report	1
Management’s Discussion and Analysis	3
Basic Financial Statements:	
Government-Wide Financial Statements:	
Statement of Net Assets	13
Statement of Activities.....	14
Fund Financial Statements:	
Balance Sheet – Governmental Funds	15
Reconciliation of Total Governmental Fund Balances To Net Assets of Governmental Activities	16
Statement of Revenues, Expenditures, and Changes in Fund Balances – Governmental Funds.....	17
Reconciliation of the Statement of Revenues, Expenditures and Changes in Fund Balances of Governmental Funds to the Statement of Activities.....	18
Statement of Revenues, Expenditures and Changes in Fund Balance – Budget and Actual (Non-GAAP Budgetary Basis) – General Fund.....	19
Statement of Fiduciary Net Assets – Fiduciary Funds	20
Statement of Changes in Fiduciary Net Assets – Fiduciary Fund.....	21
Notes to the Basic Financial Statements	22
Schedule of Federal Awards Receipts and Expenditures.....	51
Notes to the Schedule of Federal Awards Receipts and Expenditures.....	52
Report on Internal Control Over Financial Reporting and on Compliance and Other Matters Required by <i>Governmental Auditing Standards</i>	53
Report on Compliance with Requirements Applicable to Each Major Federal Program and on Internal Control Over Compliance Required by OMB Circular A-133	55
Schedule of Findings OMB Circular A-133 Section §.505	57



Balestra, Harr & Scherer, CPAs, Inc.

Accounting, Auditing and Consulting Services for Federal, State and Local Governments

www.bhscpas.com

Independent Auditor's Report

Members of the Board of Education
Valley View Local School District
59 Peffley Street
Germantown, Ohio 45327

We have audited the accompanying financial statements of the governmental activities, the major fund, and the aggregate remaining fund information of the Valley View Local School District, Montgomery County, (the District) as of and for the year ended June 30, 2012, which collectively comprise the District's basic financial statements as listed in the table of contents. These financial statements are the responsibility of the District's management. Our responsibility is to express opinions on these financial statements based on our audit.

We conducted our audit in accordance with auditing standards generally accepted in the United States of America and the standards applicable to financial audits contained in the Comptroller General of the United States' *Government Auditing Standards*. Those standards require that we plan and perform the audit to reasonably assure whether the financial statements are free of material misstatement. An audit includes examining, on a test basis, evidence supporting the amounts and disclosures in the financial statements. An audit also includes assessing the accounting principles used and significant estimates made by management, as well as evaluating the overall financial statement presentation. We believe our audit provides a reasonable basis for our opinions.

In our opinion, the financial statements referred to above present fairly, in all material respects, the respective financial position of the governmental activities, the major fund, and the aggregate remaining fund information of Valley View Local School District, Montgomery County, Ohio, as of June 30, 2012, and the respective changes in financial position thereof, and the budgetary comparison for the General Fund for the year then ended in conformity with accounting principles generally accepted in the United States of America.

In accordance with *Government Auditing Standards*, we have also issued our report dated December 14, 2012 on our consideration of the District's internal control over financial reporting and our tests of its compliance with certain provisions of laws, regulations, contracts and grant agreements and other matters. While we did not opine on the internal control over financial reporting or on compliance, that report describes the scope of our testing of internal control over financial reporting and compliance, and the results of that testing. That report is an integral part of an audit performed in accordance with *Government Auditing Standards*. You should read it in conjunction with this report in assessing the results of our audit.

Accounting principles generally accepted in the United States of America require this presentation to include Management's discussion and analysis, as listed in the table of contents, to supplement the basic financial statements. Although this information is not part of the basic financial statements, the Governmental Accounting Standards Board considers it essential for placing the basic financial statements in an appropriate operational, economic, or historical context. We have applied certain limited procedures to the required supplementary information in accordance with auditing standards generally accepted in the United States of America, which consisted of inquiries of management about the methods of preparing the information and comparing the information for consistency with management's responses to our inquiries, the basic financial statements, and other knowledge we obtained during our audit of the basic financial statements. We do not express an opinion or

provide any assurance on the information because the limited procedures do not provide us with sufficient evidence to express an opinion or provide any other assurance.

We conducted our audit to opine on the financial statements that collectively comprise the District's basic financial statements taken as a whole. The Schedule of Federal Awards Receipts and Expenditures provides additional information required by the U.S. Office of Management and Budget Circular A-133, *Audits of States, Local Governments, and Non-Profit Organizations*, and is not a required part of the basic financial statements. The Schedule of Federal Awards Receipts and Expenditures is management's responsibility, and was derived from and relates directly to the underlying accounting and other records used to prepare the basic financial statements. This schedule was subject to the auditing procedures we applied to the basic financial statements. We also applied certain additional procedures, including comparing and reconciling this information directly to the underlying accounting and other records used to prepare the basic financial statements or to the basic financial statements themselves, in accordance with auditing standards generally accepted in the United States of America. In our opinion, this information is fairly stated in all material respects in relation to the basic financial statements taken as a whole.

As described in Note 3 to the financial statements, the District has implemented Governmental Accounting Standards Board (GASB) Statement No. 57, *OPEB Measurements by Agent Employers and Agent Multiple-Employer Plans* and GASB Statement No. 64, *Derivative Instruments: Application of Hedge Accounting Termination Provisions – an Amendment of GASB Statement No. 53*.

Balestra, Harr & Scherer, CPAs
Balestra, Harr & Scherer, CPAs, Inc.
December 14, 2012

**VALLEY VIEW LOCAL SCHOOL DISTRICT
MONTGOMERY COUNTY, OHIO**

**MANAGEMENT'S DISCUSSION AND ANALYSIS
FOR THE FISCAL YEAR ENDED JUNE 30, 2012**

The management's discussion and analysis of the Valley View Local School District's ("the District") financial performance provides an overall review of the District's financial activities for the fiscal year ended June 30, 2012. The intent of this discussion and analysis is to look at the District's financial performance as a whole; readers should also review the basic financial statements and the notes to the basic financial statements to enhance their understanding of the District's financial performance.

Financial Highlights

Key financial highlights for fiscal year 2012 are as follows:

- In total, net assets of governmental activities decreased \$1,334,575 which represents a 20.24% decrease from 2011.
- General revenues accounted for \$16,606,288 in revenue or 86.48% of all revenues. Program specific revenues in the form of charges for services and sales, grants and contributions accounted for \$2,595,661 or 13.52% for total revenues of \$19,201,949.
- The District had \$20,536,524 in expenses related to governmental activities; only \$2,595,661 of these expenses was offset by program specific charges for services, grants or contributions. General revenues supporting governmental activities (primarily taxes and unrestricted grants and entitlements) of \$16,606,288 were not adequate to provide for these programs.
- The District's major governmental fund is the general fund. The general fund had \$16,569,419 in revenues and \$17,842,077 in expenditures and other financing uses. During fiscal year 2012, the general fund's fund balance decreased \$1,272,658 from a restated fund balance of \$1,929,514 to \$656,856.

Using the Basic Financial Statements

This annual report consists of a series of financial statements and notes to those statements. These statements are organized so the reader can understand the District as a financial whole, an entire operating entity. The statements then proceed to provide an increasingly detailed look at specific financial activities.

The *statement of net assets* and *statement of activities* provide information about the activities of the whole District, presenting both an aggregate view of the District's finances and a longer-term view of those finances. Fund financial statements provide the next level of detail. For governmental funds, these statements tell how services were financed in the short-term as well as what remains for future spending. The fund financial statements also look at the District's most significant funds with all other nonmajor funds presented in total in one column. In the case of the District, the general fund is by far the most significant fund, and the only governmental fund reported as a major fund.

Reporting the District as a Whole

Statement of Net Assets and the Statement of Activities

While this document contains the large number of funds used by the District to provide programs and activities, the view of the District as a whole looks at all financial transactions and asks the question, "How did we do financially during 2012?" The statement of net assets and the statement of activities answer this question. These statements include *all assets, liabilities, revenues and expenses* using the *accrual basis of accounting* similar to the accounting used by most private-sector companies. This basis of accounting will take into account all of the current year's revenues and expenses regardless of when cash is received or paid.

**VALLEY VIEW LOCAL SCHOOL DISTRICT
MONTGOMERY COUNTY, OHIO**

**MANAGEMENT'S DISCUSSION AND ANALYSIS
FOR THE FISCAL YEAR ENDED JUNE 30, 2012**

These two statements report the District's *net assets* and changes in those assets. This change in net assets is important because it tells the reader that, for the District as a whole, the *financial position* of the District has improved or diminished. The causes of this change may be the result of many factors, some financial, some not. Non-financial factors include the District's property tax base, current property tax laws in Ohio restricting revenue growth, facility conditions, required educational programs and other factors.

In the statement of net assets and the statement of activities, the governmental activities include the District's programs and services, including instruction, support services, operation of non-instructional services, extracurricular activities, latchkey and food service operations.

The District's statement of net assets and statement of activities can be found on pages 13 and 14 of this report.

Reporting the District's Most Significant Funds

Fund Financial Statements

The analysis of the District's major governmental fund begins on page 9. Fund financial reports provide detailed information about the District's major fund. The District uses many funds to account for a multitude of financial transactions. However, these fund financial statements focus on the District's most significant funds. The District's only major governmental fund is the general fund.

Governmental Funds

Most of the District's activities are reported in governmental funds, which focus on how money flows into and out of those funds and the balances left at year-end available for spending in future periods. These funds are reported using an accounting method called *modified accrual* accounting, which measures cash and all other *financial assets* than can readily be converted to cash. The governmental fund financial statements provide a detailed *short-term* view of the District's general government operations and the basic services it provides. Governmental fund information helps you determine whether there are more or fewer financial resources that can be spent in the near future to finance educational programs. The relationship (or differences) between governmental *activities* (reported in the statement of net assets and the statement of activities) and governmental *funds* is reconciled in the basic financial statements. The basic governmental fund financial statements can be found on pages 15 - 19 of this report.

Reporting the District's Fiduciary Responsibilities

The District is the trustee, or fiduciary, for its scholarship programs. This activity is presented as a private-purpose trust fund. The District also acts in a trustee capacity as an agent for individuals. These activities are reported in an agency fund. All of the District's fiduciary activities are reported in separate statements of fiduciary net assets and changes in fiduciary net assets on pages 20 and 21. These activities are excluded from the District's other financial statements because the assets cannot be utilized by the District to finance its operations.

Notes to the Basic Financial Statements

The notes provide additional information that is essential to a full understanding of the data provided in the government-wide and fund financial statements. These notes to the basic financial statements can be found on pages 22 - 50 of this report.

The District as a Whole

The statement of net assets provides the perspective of the District as a whole.

**VALLEY VIEW LOCAL SCHOOL DISTRICT
MONTGOMERY COUNTY, OHIO**

**MANAGEMENT'S DISCUSSION AND ANALYSIS
FOR THE FISCAL YEAR ENDED JUNE 30, 2012**

The table below provides a summary of the District's net assets at June 30, 2012 and June 30, 2011.

	Net Assets	
	Governmental Activities	Governmental Activities
	<u>2012</u>	<u>2011</u>
<u>Assets</u>		
Current and other assets	\$ 7,924,794	\$ 11,264,852
Capital assets, net	<u>5,792,116</u>	<u>5,601,186</u>
Total assets	<u>13,716,910</u>	<u>16,866,038</u>
<u>Liabilities</u>		
Current liabilities	6,877,737	8,583,578
Long-term liabilities	<u>1,581,488</u>	<u>1,690,200</u>
Total liabilities	<u>8,459,225</u>	<u>10,273,778</u>
<u>Net Assets</u>		
Invested in capital assets, net of related debt	5,259,290	4,931,337
Restricted	59,616	791,973
Unrestricted (deficit)	<u>(61,221)</u>	<u>868,950</u>
Total net assets	<u>\$ 5,257,685</u>	<u>\$ 6,592,260</u>

Over time, net assets can serve as a useful indicator of a government's financial position. At June 30, 2012, the District's assets exceeded liabilities by \$5,257,685. At year-end, restricted net assets were \$59,616.

Assets of the District decreased \$3,149,128 or 18.67%. This decrease can be attributed to a decrease in equity in pooled cash and property taxes receivable. Liabilities of the District decreased \$1,814,553 or 17.66%. The current liabilities decreased as the District incurred contracts payable and retainage payable related to the construction of the stadium at the District's high school and remodeling of the District new board office building during fiscal year 2011. These projects were completed and, thus, no liabilities remained. In addition, unearned revenue decreased approximately \$1,300,000 related to property taxes receivable to finance fiscal year 2013.

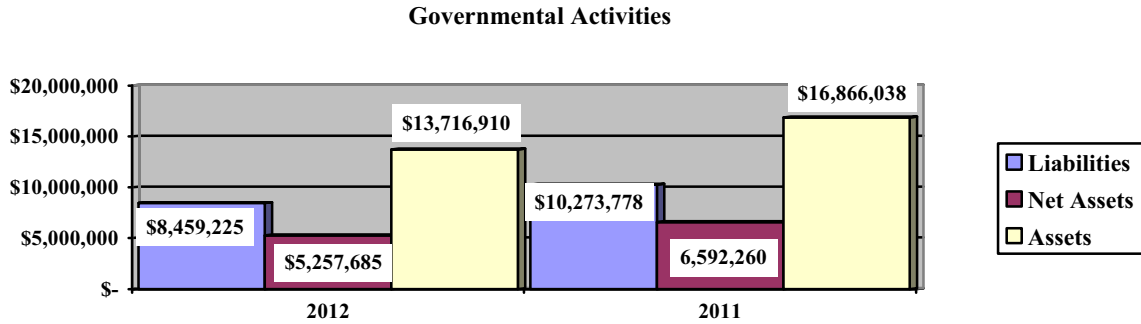
At year-end, capital assets represented 42.22% of total assets. Capital assets include land, land improvements, buildings and improvements, furniture and equipment and vehicles. Capital assets, net of related debt to acquire the assets at June 30, 2012, were \$5,259,290. These capital assets are used to provide services to the students and are not available for future spending. Although the District's investment in capital assets is reported net of related debt, it should be noted that the resources to repay the debt must be provided from other sources, since capital assets may not be used to liquidate these liabilities. Capital assets increased primarily due to the construction projects described above.

The remaining balance of unrestricted net assets was a deficit of \$61,221. Unrestricted net assets decreased primarily due to an approximate \$800,000 decrease in general fund cash and investments.

**VALLEY VIEW LOCAL SCHOOL DISTRICT
MONTGOMERY COUNTY, OHIO**

**MANAGEMENT'S DISCUSSION AND ANALYSIS
FOR THE FISCAL YEAR ENDED JUNE 30, 2012**

The graph below illustrates the governmental activities assets, liabilities and net assets at June 30, 2012 and 2011:



The table below shows the change in net assets for fiscal years 2012 and 2011.

Change in Net Assets

	Governmental Activities <u>2012</u>	Governmental Activities <u>2011</u>
<u>Revenues</u>		
Program revenues:		
Charges for services and sales	\$ 1,047,512	\$ 1,039,276
Operating grants and contributions	1,548,149	2,596,722
General revenues:		
Property taxes	4,968,785	4,834,723
School district income taxes	3,286,634	2,795,370
Grants and entitlements	8,212,803	8,012,654
Investment earnings	20,106	51,380
Other	<u>117,960</u>	<u>29,361</u>
Total revenues	<u>\$ 19,201,949</u>	<u>\$ 19,359,486</u>

**VALLEY VIEW LOCAL SCHOOL DISTRICT
MONTGOMERY COUNTY, OHIO**

**MANAGEMENT'S DISCUSSION AND ANALYSIS
FOR THE FISCAL YEAR ENDED JUNE 30, 2012**

	Change in Net Assets	
	Governmental Activities <u>2012</u>	Governmental Activities <u>2011</u>
<u>Expenses</u>		
Program expenses:		
Instruction:		
Regular	\$ 8,752,525	\$ 8,986,338
Special	1,637,062	1,559,934
Vocational	322,311	333,266
Other	629,930	598,726
Support services:		
Pupil	1,207,225	1,129,225
Instructional staff	2,081,748	1,601,200
Board of education	92,618	27,216
Administration	1,055,416	1,488,856
Fiscal	300,117	347,394
Business	10,158	13,403
Operations and maintenance	1,501,572	1,829,950
Pupil transportation	1,126,713	1,102,186
Central	307,093	533,918
Food service operations	734,905	624,204
Latchkey operations	-	68,674
Extracurricular activities	739,719	775,994
Interest and fiscal charges	<u>37,412</u>	<u>40,749</u>
Total expenses	<u>20,536,524</u>	<u>21,061,233</u>
Special item - gain on sale of land	<u>-</u>	<u>129,733</u>
Change in net assets	(1,334,575)	(1,572,014)
Net assets at beginning of year	<u>6,592,260</u>	<u>8,164,274</u>
Net assets at end of year	<u>\$ 5,257,685</u>	<u>\$ 6,592,260</u>

Governmental Activities

Net assets of the District's governmental activities decreased \$1,334,575. Total governmental expenses of \$20,536,524 were offset by program revenues of \$2,595,661 and general revenues of \$16,606,288. Program revenues supported 12.64% of the total governmental expenses.

The primary sources of revenue for governmental activities are derived from property taxes, a school district income tax, and unrestricted grants and entitlements. These revenue sources represent 85.76% of total governmental revenue. Real estate property is reappraised every six years and the school district income tax rate is 1.25%.

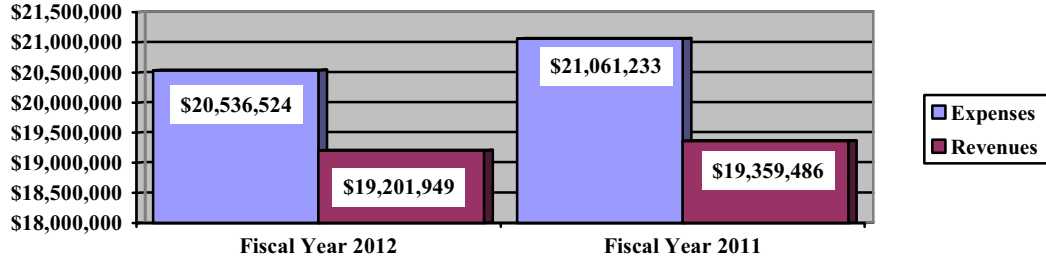
Overall revenues remained consistent with fiscal year 2011, decreasing only \$157,537 or 0.81%. Overall expenses remained comparable to fiscal year 2011, decreasing only \$524,709 or 2.49%.

**VALLEY VIEW LOCAL SCHOOL DISTRICT
MONTGOMERY COUNTY, OHIO**

MANAGEMENT'S DISCUSSION AND ANALYSIS
FOR THE FISCAL YEAR ENDED JUNE 30, 2012

The graph below presents the District's governmental activities revenues and expenses for fiscal year 2012 and 2011.

Governmental Activities - Revenues and Expenses



The statement of activities shows the cost of program services and the charges for services and grants offsetting those services. The following table shows, for governmental activities, the total cost of services and the net cost of services. That is, it identifies the cost of these services supported by tax revenue and unrestricted State grants and entitlements.

Governmental Activities

	Total Cost of Services <u>2012</u>	Net Cost of Services <u>2012</u>	Total Cost of Services <u>2011</u>	Net Cost of Services <u>2011</u>
Program expenses				
Instruction:				
Regular	\$ 8,752,525	\$ 8,469,733	\$ 8,986,338	\$ 8,174,256
Special	1,637,062	609,308	1,559,934	467,998
Vocational	322,311	250,256	333,266	307,537
Other	629,930	620,648	598,726	564,169
Support services:				
Pupil	1,207,225	1,112,905	1,129,225	1,002,346
Instructional staff	2,081,748	2,055,402	1,601,200	1,483,481
Board of education	92,618	92,618	27,216	27,216
Administration	1,055,416	1,040,270	1,488,856	1,475,292
Fiscal	300,117	292,214	347,394	339,655
Business	10,158	10,158	13,403	13,403
Operations and maintenance	1,501,572	1,480,361	1,829,950	1,809,499
Pupil transportation	1,126,713	1,072,607	1,102,186	1,081,786
Central	307,093	305,975	533,918	184,005
Extracurricular activities	739,719	489,561	775,994	528,175
Food service operations	734,905	1,435	624,204	(82,598)
Latchkey operations	-	-	68,674	8,266
Interest and fiscal charges	37,412	37,412	40,749	40,749
Total expenses	<u>\$ 20,536,524</u>	<u>\$ 17,940,863</u>	<u>\$ 21,061,233</u>	<u>\$ 17,425,235</u>

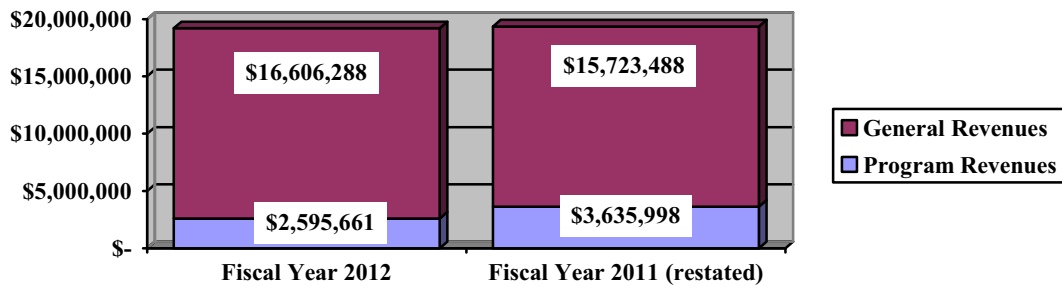
**VALLEY VIEW LOCAL SCHOOL DISTRICT
MONTGOMERY COUNTY, OHIO**

**MANAGEMENT'S DISCUSSION AND ANALYSIS
FOR THE FISCAL YEAR ENDED JUNE 30, 2012**

The dependence upon tax and other general revenues for governmental activities is apparent, 87.73% of instruction activities are supported through taxes and other general revenues. For all governmental activities, general revenue support is 87.36%. The District's taxpayers and unrestricted grants and entitlements are by far the primary support for District's students.

The graph below presents the District's governmental activities revenue for fiscal years 2012 and 2011.

Governmental Activities - General and Program Revenues



The District's Funds

The District's governmental funds (as presented on page 15) reported a combined fund balance of \$420,570 which is lower than last year's total of \$1,677,581. The schedule below indicates the fund balance and the total change in fund balance as of June 30, 2012 and 2011. Fund balances at June 30, 2011 have been restated as described in Note 3.B.

	Fund Balance (Deficit) <u>June 30, 2012</u>	Restated Fund Balance (Deficit) <u>June 30, 2011</u>	Increase/ (Decrease)
General	\$ 656,856	\$ 1,929,514	\$ (1,272,658)
Other Governmental	<u>(236,286)</u>	<u>(251,933)</u>	<u>15,647</u>
Total	<u>\$ 420,570</u>	<u>\$ 1,677,581</u>	<u>\$ (1,257,011)</u>

General Fund

The District's general fund's fund balance decreased \$1,272,658.

**VALLEY VIEW LOCAL SCHOOL DISTRICT
MONTGOMERY COUNTY, OHIO**

**MANAGEMENT'S DISCUSSION AND ANALYSIS
FOR THE FISCAL YEAR ENDED JUNE 30, 2012**

The table that follows assists in illustrating the financial activities and fund balance of the general fund.

	<u>2012</u> <u>Amount</u>	<u>2011</u> <u>Amount</u>	<u>Increase/</u> <u>(Decrease)</u>	<u>Percentage</u> <u>Change</u>
<u>Revenues</u>				
Taxes	\$ 7,336,954	\$ 6,977,284	\$ 359,670	5.15 %
Tuition	139,078	113,445	25,633	22.60 %
Earnings on investments	22,767	51,347	(28,580)	(55.66) %
Intergovernmental	8,666,247	8,341,377	324,870	3.89 %
Other revenues	<u>404,373</u>	<u>310,663</u>	<u>93,710</u>	30.16 %
Total	<u>\$ 16,569,419</u>	<u>\$ 15,794,116</u>	<u>\$ 775,303</u>	4.91 %
<u>Expenditures</u>				
Instruction	\$ 9,975,372	\$ 10,587,330	\$ (611,958)	(5.78) %
Support services	7,210,996	7,178,977	32,019	0.45 %
Extracurricular activities	461,636	486,751	(25,115)	(5.16) %
Latchkey operations	-	7,845	(7,845)	(100.00) %
Facilities acquisition and construction	8,018	702,451	(694,433)	(98.86) %
Capital outlay	-	296,105	(296,105)	100.00 %
Debt Service	<u>174,435</u>	<u>187,799</u>	<u>(13,364)</u>	(7.12) %
Total	<u>\$ 17,830,457</u>	<u>\$ 19,447,258</u>	<u>\$ (1,616,801)</u>	(8.31) %

Revenues of the general fund increased \$775,303 or 4.91%. The most significant increases were in the areas of taxes and intergovernmental. Taxes increased \$359,670 or 5.15% due to better collections on income taxes. Intergovernmental revenue increased \$324,870 or 3.89%. This increase is mainly due to an increase in State foundation revenues. The decrease of \$28,580 in earnings on investments is the result of decreased interest rates earned on investments.

Expenditures of the general fund decreased \$1,616,801 or 8.31%. The most significant decreases were in the areas of instruction, facilities acquisition and construction and capital outlay. Instruction expenditures decreased \$611,958 or 5.78% due to cost cutting measures. Facilities acquisition and construction expenditures decreased due to the construction of the stadium at the District's high school and remodeling the District's new board office building that took place in fiscal year 2011. Capital outlay decreased due to a new copier capital lease entered into during fiscal year 2011.

General Fund Budgeting Highlights

The District's budget is prepared according to Ohio law and is based on accounting for certain transactions on a basis of cash receipts, disbursements and encumbrances. The most significant budgeted fund is the general fund.

During the course of fiscal year 2012, the District amended its general fund budget numerous times. For the general fund, original budgeted revenues of \$16,987,678 were decreased to \$16,200,000 in the final budget. Actual revenues and other financing sources were \$16,296,944 which is higher than the final budgeted revenues and other financing sources estimate of \$96,944.

General fund original appropriations (appropriated expenditures plus other financing uses) of \$18,422,974 were decreased to \$18,298,861 in the final budget. Actual budget basis expenditures of \$18,131,784 were \$167,077 less than the final budget.

**VALLEY VIEW LOCAL SCHOOL DISTRICT
MONTGOMERY COUNTY, OHIO**

MANAGEMENT'S DISCUSSION AND ANALYSIS
FOR THE FISCAL YEAR ENDED JUNE 30, 2012

Capital Assets and Debt Administration

Capital Assets

At the end of fiscal year 2012, the District had \$5,792,116 invested in land, land improvements, buildings and improvements, furniture and equipment, and vehicles. This entire amount is reported in governmental activities.

The following table shows June 30, 2012 balances compared to June 30, 2011:

	Capital Assets at June 30 (Net of Depreciation)	
	<u>Governmental Activities</u>	
	<u>2012</u>	<u>2011</u>
Land	\$ 405,123	\$ 405,123
Land improvements	1,493,057	1,506,017
Building and improvements	2,440,007	2,539,894
Furniture and equipment	1,068,313	658,908
Vehicles	<u>385,616</u>	<u>491,244</u>
Total	<u>\$ 5,792,116</u>	<u>\$ 5,601,186</u>

Capital assets increased \$190,930 during fiscal year 2012. This increase can be attributed to additions of \$605,615 exceeding depreciation expense of \$414,685.

Refer to Note 9 in the basic financial statements for further detail on the District's capital assets.

Debt Administration

At June 30, 2012, the District had \$532,826 in general obligation bonds and capital leases outstanding. Of this total, \$146,314 is due within one year and \$386,512 is due in greater than one year.

The following table summarizes the bonds and capital leases outstanding.

	Outstanding Debt, at Year End	
	Governmental Activities	Governmental Activities
	<u>2012</u>	<u>2011</u>
General obligation bonds	\$ 46,356	\$ 59,800
Capital leases	<u>486,470</u>	<u>610,049</u>
Total	<u>\$ 532,826</u>	<u>\$ 669,849</u>

The general obligation bonds are scheduled to mature in fiscal year 2015 and bear an interest rate of 6.90%. Payment of principal and interest on the general obligation bonds are being made from the general fund.

See Note 11 to the basic financial statements for further detail on the District's debt administration.

**VALLEY VIEW LOCAL SCHOOL DISTRICT
MONTGOMERY COUNTY, OHIO**

**MANAGEMENT'S DISCUSSION AND ANALYSIS
FOR THE FISCAL YEAR ENDED JUNE 30, 2012**

Current Financial Related Activities

The District continued to provide excellent services to our students, parents and community in fiscal year 2012 while spending less than the average Ohio school district. The Board of Education and management team have carefully managed general fund budgets in order to minimize the need for additional local support. An Emergency Levy of an additional 5.25 mil was approved in August, 2004 which expired December 2009. The prudent management of District funds had allowed the District to fund student achievement without levying additional taxes to the local community for over nine years.

The District demonstrated continued success in fiscal year 2012 as indicated by the "excellent with distinction" designation of our District on the Ohio Department of Education district report card. We maintained our excellent with distinction rating with a combination of performance indicators (26 out of 26) and the performance index score (101.6). The District was able to provide the services necessary to obtain the student achievement while spending less per pupil than the average Ohio school district.

The District has a low industry base and relies heavily on residential support for local funding. The District operated at the 20 mill floor in fiscal year 2012, effectively collecting only 20 mills of property taxes on a total millage rate of 38.66 mills. The District also relies on two school district income tax levies that total 1.25%. A five-year .75% income tax levy was renewed in the May 2010 primary election for calendar years 2011-2015 and a five-year .50% income tax levy was renewed in May, 2011 for calendar years 2012-2016. The passage of the .50% income tax renewal levy in 2011 was critical to the continued successful operations of the District.

The District relies significantly on funding from the State of Ohio due to the low local valuation of primarily residential development. The primary source of state funding is the state foundation program, which funded the District at a state funding share of 53.79% in fiscal year 2011. The District suffered losses due to several legislative actions, including HB 95 that reduced revenue for fiscal year 2005 and beyond and HB 66, which overhauled the business taxation system for the State beginning July 1, 2005 and initiated the phase out of the collection of tangible personal property taxes for the district. Due to HB 66, the District was slated to receive no revenue growth for the next two years based on the state's projected enrollment for the District. The District is anticipating no revenue growth from the state foundation program due to the decline of the economy and the financial situation of the State in the upcoming first year of the biennial budget for fiscal year 2012. Federal funding increased in fiscal year 2010 because of the federal stimulus act. The future of both State and Federal funding has been difficult to predict and the future of both is unknown.

Contacting the District's Financial Management

This financial report is designed to provide our citizens, taxpayers, and investors and creditors with a general overview of the District's finances and to show the District's accountability for the money it receives. If you have questions about this report or need additional financial information contact Mr. Daniel Schall, Treasurer, Valley View Local School District, 64 Comstock Ave., Germantown, Ohio 45327.

**VALLEY VIEW LOCAL SCHOOL DISTRICT
MONTGOMERY COUNTY, OHIO**

STATEMENT OF NET ASSETS
JUNE 30, 2012

	Governmental Activities
Assets:	
Equity in pooled cash and investments	\$ 1,427,146
Cash in segregated accounts	5,526
Receivables:	
Property taxes	4,823,532
Income taxes.	1,368,493
Accounts.	27,607
Accrued interest	1,890
Intergovernmental	257,238
Prepayments	10,112
Materials and supplies inventory.	3,250
Capital assets:	
Land	405,123
Depreciable capital assets, net.	5,386,993
Capital assets, net.	5,792,116
 Total assets.	 13,716,910
 Liabilities:	
Accounts payable.	67,577
Contracts payable.	54,535
Accrued wages and benefits	1,900,585
Pension obligation payable.	406,060
Intergovernmental payable	123,102
Unearned revenue	4,325,878
Long-term liabilities:	
Due within one year.	153,525
Due in more than one year.	1,427,963
 Total liabilities	 8,459,225
 Net Assets:	
Invested in capital assets, net of related debt.	5,259,290
Restricted for:	
State funded programs.	3,600
Federally funded programs	28,748
Student activities	5,356
Other purposes	21,912
Unrestricted (deficit)	(61,221)
 Total net assets	 \$ 5,257,685

SEE ACCOMPANYING NOTES TO THE BASIC FINANCIAL STATEMENTS

**VALLEY VIEW LOCAL SCHOOL DISTRICT
MONTGOMERY COUNTY, OHIO**

STATEMENT OF ACTIVITIES
FOR THE FISCAL YEAR ENDED JUNE 30, 2012

	<u>Expenses</u>	<u>Program Revenues</u>		<u>Net (Expense)</u>
		<u>Charges for Services and Sales</u>	<u>Operating Grants and Contributions</u>	<u>Revenue and Changes in Net Assets</u>
				<u>Governmental Activities</u>
Governmental activities:				
Instruction:				
Regular	\$ 8,752,525	\$ 171,051	\$ 111,741	\$ (8,469,733)
Special	1,637,062	73,584	954,170	(609,308)
Vocational	322,311	-	72,055	(250,256)
Other	629,930	-	9,282	(620,648)
Support services:				
Pupil	1,207,225	76,686	17,634	(1,112,905)
Instructional staff	2,081,748	636	25,710	(2,055,402)
Board of education	92,618	-	-	(92,618)
Administration	1,055,416	-	15,146	(1,040,270)
Fiscal	300,117	-	7,903	(292,214)
Business	10,158	-	-	(10,158)
Operations and maintenance	1,501,572	21,211	-	(1,480,361)
Pupil transportation	1,126,713	-	54,106	(1,072,607)
Central	307,093	-	1,118	(305,975)
Food service operations	734,905	469,928	263,542	(1,435)
Extracurricular activities	739,719	234,416	15,742	(489,561)
Interest and fiscal charges	37,412	-	-	(37,412)
Total governmental activities	<u>\$ 20,536,524</u>	<u>\$ 1,047,512</u>	<u>\$ 1,548,149</u>	<u>(17,940,863)</u>

General Revenues:

Property taxes levied for:	
General purposes	4,248,994
Capital projects	719,791
Income taxes levied for:	
General purposes	3,286,634
Grants and entitlements not restricted	
to specific programs	8,212,803
Investment earnings	20,106
Miscellaneous	117,960
Total general revenues	<u>16,606,288</u>
Change in net assets	(1,334,575)
Net assets at beginning of year	<u>6,592,260</u>
Net assets at end of year	<u>\$ 5,257,685</u>

SEE ACCOMPANYING NOTES TO THE BASIC FINANCIAL STATEMENTS

**VALLEY VIEW LOCAL SCHOOL DISTRICT
MONTGOMERY COUNTY, OHIO**

BALANCE SHEET
GOVERNMENTAL FUNDS
JUNE 30, 2012

	<u>General</u>	<u>Other Governmental Funds</u>	<u>Total Governmental Funds</u>
Assets:			
Equity in pooled cash and investments	\$ 1,300,575	\$ 126,571	\$ 1,427,146
Cash in segregated accounts	-	5,526	5,526
Receivables:			
Property taxes	4,139,184	684,348	4,823,532
Income taxes	1,368,493	-	1,368,493
Accounts	27,607	-	27,607
Accrued interest	1,777	113	1,890
Interfund loans	129,867	-	129,867
Intergovernmental	44,015	213,223	257,238
Prepayments	10,112	-	10,112
Materials and supplies inventory	-	3,250	3,250
Total assets	<u>\$ 7,021,630</u>	<u>\$ 1,033,031</u>	<u>\$ 8,054,661</u>
Liabilities:			
Accounts payable	\$ 67,407	\$ 170	\$ 67,577
Contracts payable	-	54,535	54,535
Accrued wages and benefits	1,703,939	196,646	1,900,585
Interfund loans payable	-	129,867	129,867
Intergovernmental payable	118,983	4,119	123,102
Pension obligation payable	363,889	42,171	406,060
Deferred revenue	391,749	234,738	626,487
Unearned revenue	<u>3,718,807</u>	<u>607,071</u>	<u>4,325,878</u>
Total liabilities	<u>6,364,774</u>	<u>1,269,317</u>	<u>7,634,091</u>
Fund Balances:			
Nonspendable:			
Materials and supplies inventory	-	3,250	3,250
Prepays	10,112	-	10,112
Unclaimed monies	5,940	-	5,940
Restricted:			
Other purposes	-	25,493	25,493
Extracurricular	-	5,356	5,356
Committed:			
Capital improvements	-	58,019	58,019
Underground storage tank	11,000	-	11,000
Assigned:			
Student and staff support	14,337	-	14,337
Subsequent year appropriations	560,123	-	560,123
Other purposes	55,344	-	55,344
Unassigned (deficit)	-	(328,404)	(328,404)
Total fund balances (deficit)	<u>656,856</u>	<u>(236,286)</u>	<u>420,570</u>
Total liabilities and fund balances	<u>\$ 7,021,630</u>	<u>\$ 1,033,031</u>	<u>\$ 8,054,661</u>

SEE ACCOMPANYING NOTES TO THE BASIC FINANCIAL STATEMENTS

**VALLEY VIEW LOCAL SCHOOL DISTRICT
MONTGOMERY COUNTY, OHIO**

RECONCILIATION OF TOTAL GOVERNMENTAL FUND BALANCES TO
NET ASSETS OF GOVERNMENTAL ACTIVITIES
JUNE 30, 2012

Total governmental fund balances		\$	420,570
<i>Amounts reported for governmental activities on the statement of net assets are different because:</i>			
Capital assets used in governmental activities are not financial resources and therefore are not reported in the funds.			5,792,116
Other long-term assets are not available to pay for current-period expenditures and therefore are deferred in the funds.			
Property taxes receivable	\$	138,196	
Income taxes receivable		202,228	
Accounts receivable		27,607	
Accrued interest receivable		1,218	
Intergovernmental receivable		257,238	
Total		626,487	626,487
Long-term liabilities, including bonds payable, are not due and payable in the current period and therefore are not reported in the funds.			
General obligation bonds		(46,356)	
Capital lease obligations		(486,470)	
Compensated absences		(1,048,662)	
Total		(1,581,488)	(1,581,488)
Net assets of governmental activities		\$	5,257,685

SEE ACCOMPANYING NOTES TO THE BASIC FINANCIAL STATEMENTS

**VALLEY VIEW LOCAL SCHOOL DISTRICT
MONTGOMERY COUNTY, OHIO**

STATEMENT OF REVENUES, EXPENDITURES AND CHANGES IN FUND BALANCES
GOVERNMENTAL FUNDS
FOR THE FISCAL YEAR ENDED JUNE 30, 2012

	<u>General</u>	<u>Other Governmental Funds</u>	<u>Total Governmental Funds</u>
Revenues:			
From local sources:			
Property taxes	\$ 4,252,548	\$ 721,107	\$ 4,973,655
Income taxes	3,084,406	-	3,084,406
Tuition	139,078	-	139,078
Earnings on investments	22,767	3,724	26,491
Charges for services	-	469,928	469,928
Extracurricular	130,006	202,922	332,928
Classroom materials and fees	114,387	-	114,387
Rental income	20,430	-	20,430
Contributions and donations	5,660	11,162	16,822
Other local revenues	133,890	4,048	137,938
Intergovernmental - state	8,666,247	150,199	8,816,446
Intergovernmental - federal	-	1,351,960	1,351,960
Total revenues	<u>16,569,419</u>	<u>2,915,050</u>	<u>19,484,469</u>
Expenditures:			
Current:			
Instruction:			
Regular	8,019,060	506,492	8,525,552
Special	1,024,207	599,748	1,623,955
Vocational	314,717	-	314,717
Other	617,388	12,542	629,930
Support services:			
Pupil	1,141,197	26,317	1,167,514
Instructional staff	2,030,190	42,113	2,072,303
Board of education	92,618	-	92,618
Administration	1,036,087	21,275	1,057,362
Fiscal	322,825	10,679	333,504
Business	10,158	-	10,158
Operations and maintenance	1,360,754	245,656	1,606,410
Pupil transportation	947,148	75,687	1,022,835
Central	270,019	30,931	300,950
Food service operations	-	719,517	719,517
Extracurricular activities	461,636	234,662	696,298
Facilities acquisition and construction	8,018	386,591	394,609
Debt service:			
Principal retirement	137,023	-	137,023
Interest and fiscal charges	37,412	-	37,412
Total expenditures	<u>17,830,457</u>	<u>2,912,210</u>	<u>20,742,667</u>
Excess (deficiency) of revenues over (under) expenditures	<u>(1,261,038)</u>	<u>2,840</u>	<u>(1,258,198)</u>
Other financing sources (uses):			
Transfers in	-	11,620	11,620
Transfers (out)	<u>(11,620)</u>	<u>-</u>	<u>(11,620)</u>
Total other financing sources (uses)	<u>(11,620)</u>	<u>11,620</u>	<u>-</u>
Net change in fund balances	(1,272,658)	14,460	(1,258,198)
Fund balances (deficits) at			
beginning of year (restated)	1,929,514	(251,933)	1,677,581
Increase in reserve for inventory	-	1,187	1,187
Fund balances (deficits) at end of year	<u>\$ 656,856</u>	<u>\$ (236,286)</u>	<u>\$ 420,570</u>

SEE ACCOMPANYING NOTES TO THE BASIC FINANCIAL STATEMENTS

**VALLEY VIEW LOCAL SCHOOL DISTRICT
MONTGOMERY COUNTY, OHIO**

RECONCILIATION OF THE STATEMENT OF REVENUES, EXPENDITURES
AND CHANGES IN FUND BALANCES OF GOVERNMENTAL FUNDS
TO THE STATEMENT OF ACTIVITIES
FOR THE FISCAL YEAR ENDED JUNE 30, 2012

Net change in fund balances - total governmental funds \$ (1,258,198)

Amounts reported for governmental activities in the statement of activities are different because:

Governmental funds report capital outlays as expenditures. However, in the statement of activities, the cost of those assets is allocated over their estimated useful lives as depreciation expense. This is the amount by which capital outlays exceeds depreciation expense in the current period.

Capital asset additions	\$ 605,615	
Current year depreciation	(414,685)	
Total		190,930

Governmental funds report expenditures for inventory when purchased. However, in the statement of activities, they are reported as an expense when consumed.

1,187

Revenues in the statement of activities that do not provide current financial resources are not reported as revenues in the funds.

Property taxes	(4,870)	
Income taxes	202,228	
Earnings on investments	(6,104)	
Classroom materials and fees	(38,761)	
Intergovernmental	(444,535)	
Total		(292,042)

Repayment of bond and capital lease principal is an expenditure in the governmental funds, but the repayment reduces long-term liabilities on the statement of net assets. Principal payments during the year were:

Bonds	13,444	
Capital leases	123,579	
Total		137,023

Some expenses reported in the statement of activities, such as compensated absences, do not require the use of current financial resources and therefore are not reported as expenditures in governmental funds.

(113,475)

Change in net assets of governmental activities \$ (1,334,575)

SEE ACCOMPANYING NOTES TO THE BASIC FINANCIAL STATEMENTS

**VALLEY VIEW LOCAL SCHOOL DISTRICT
MONTGOMERY COUNTY, OHIO**

STATEMENT OF REVENUES, EXPENDITURES AND CHANGES IN
FUND BALANCE - BUDGET AND ACTUAL (NON-GAAP BUDGETARY BASIS)
GENERAL FUND
FOR THE FISCAL YEAR ENDED JUNE 30, 2012

	<u>Budgeted Amounts</u>			Variance with Final Budget Positive (Negative)
	<u>Original</u>	<u>Final</u>	<u>Actual</u>	
Revenues:				
From local sources:				
Property taxes	\$ 5,265,000	\$ 5,020,873	\$ 4,217,840	\$ (803,033)
Income taxes	2,745,000	2,617,721	2,949,914	332,193
Tuition	71,089	67,793	139,078	71,285
Earnings on investments	68,874	64,783	20,986	(43,797)
Extracurricular	30,000	28,609	31,494	2,885
Classroom materials and fees	88,750	84,635	114,387	29,752
Rental income	21,150	21,067	20,430	(637)
Other local revenues	25,000	23,841	117,741	93,900
Intergovernmental - state	8,650,950	8,249,826	8,666,247	416,421
Total revenues	16,965,813	16,179,148	16,278,117	98,969
Expenditures:				
Current:				
Instruction:				
Regular	8,134,216	7,900,295	8,126,465	(226,170)
Special	976,280	984,982	1,007,105	(22,123)
Vocational	316,301	314,607	313,133	1,474
Other	530,649	588,144	637,319	(49,175)
Support services:				
Pupil	1,014,500	998,852	1,023,463	(24,611)
Instructional staff	1,796,811	1,626,650	1,930,211	(303,561)
Board of education	34,510	98,947	95,144	3,803
Administration	1,400,622	1,314,035	1,101,292	212,743
Fiscal	352,165	300,845	303,677	(2,832)
Business	15,500	10,158	10,158	-
Operations and maintenance	1,921,629	1,936,923	1,648,749	288,174
Pupil transportation	897,587	962,243	955,054	7,189
Central	136,075	380,451	223,602	156,849
Extracurricular activities	485,868	452,636	457,655	(5,019)
Facilities acquisition and construction	290,425	119,708	8,018	111,690
Debt service:				
Principal	84,025	84,025	79,529	4,496
Interest and fiscal charges	23,164	14,285	27,723	(13,438)
Total expenditures	18,410,327	18,087,786	17,948,297	139,489
Excess of expenditures over revenues	(1,444,514)	(1,908,638)	(1,670,180)	238,458
Other financing sources (uses):				
Refund of prior year's expenditures	20,000	19,073	16,962	(2,111)
Transfers in	545	520	545	25
Transfers (out)	(12,181)	(99,588)	(53,620)	45,968
Advances in	1,320	1,259	1,320	61
Advances (out)	(466)	(111,487)	(129,867)	(18,380)
Total other financing sources (uses)	9,218	(190,223)	(164,660)	25,563
Net change in fund balance	(1,435,296)	(2,098,861)	(1,834,840)	264,021
Fund balance at beginning of year (restated)	2,785,789	2,785,789	2,785,789	-
Prior year encumbrances appropriated	255,487	255,487	255,487	-
Fund balance at end of year	\$ 1,605,980	\$ 942,415	\$ 1,206,436	\$ 264,021

SEE ACCOMPANYING NOTES TO THE BASIC FINANCIAL STATEMENTS

**VALLEY VIEW LOCAL SCHOOL DISTRICT
MONTGOMERY COUNTY, OHIO**

STATEMENT OF FIDUCIARY NET ASSETS
FIDUCIARY FUNDS
JUNE 30, 2012

	<u>Private-Purpose Trust</u>	
	<u>Scholarship</u>	<u>Agency</u>
Assets:		
Equity in pooled cash and investments	\$ 1,185,977	\$ 59,850
Receivables:		
Accrued interest.	1,820	4
Total assets.	<u>1,187,797</u>	<u>\$ 59,854</u>
Liabilities:		
Due to students.	-	\$ 59,854
Total liabilities	-	<u>\$ 59,854</u>
Net assets:		
Held in trust for scholarships:		
Nonexpendable	1,123,704	
Expendable	64,093	
Total net assets	<u>\$ 1,187,797</u>	

SEE ACCOMPANYING NOTES TO THE BASIC FINANCIAL STATEMENTS

**VALLEY VIEW LOCAL SCHOOL DISTRICT
MONTGOMERY COUNTY, OHIO**

STATEMENT OF CHANGES IN FIDUCIARY NET ASSETS
FIDUCIARY FUND
FOR THE FISCAL YEAR ENDED JUNE 30, 2012

	Private-Purpose Trust
	Scholarship
Additions:	
Interest	\$ 6,006
Gifts and contributions	9,695
Total additions	15,701
Deductions:	
Scholarships awarded	50,435
Change in net assets	(34,734)
Net assets at beginning of year	1,222,531
Net assets at end of year	\$ 1,187,797

SEE ACCOMPANYING NOTES TO THE BASIC FINANCIAL STATEMENTS

THIS PAGE IS INTENTIONALLY LEFT BLANK

**VALLEY VIEW LOCAL SCHOOL DISTRICT
MONTGOMERY COUNTY, OHIO**

**NOTES TO THE BASIC FINANCIAL STATEMENTS
FOR THE FISCAL YEAR ENDED JUNE 30, 2012**

NOTE 1 - DESCRIPTION OF THE SCHOOL DISTRICT

The Valley View Local School District (the "District") is located in Montgomery County and encompasses the Villages of Germantown, Carlisle and Farmersville and the Townships of German, Jackson, Jefferson, Miami and Gratis. The District serves an area of approximately 68 square miles.

The District was established through the consolidation of existing land areas and school districts and is organized under Section 2 and 3, Article VI of the Constitution of the State of Ohio. Under such laws there is no authority for a school district to have a charter or adopt local laws. The legislative power of the District is vested in the Board of Education, consisting of five members elected at large for staggered four-year terms.

The District ranks as the 284th largest by enrollment among the 918 public school districts and community schools in the State. It currently operates 2 elementary schools, 1 middle school, and 1 comprehensive high school. The District employs 109 non-certified and 180 certified employees to provide services to 2,005 students in grades K through 12 and various community groups.

NOTE 2 - SUMMARY OF SIGNIFICANT ACCOUNTING POLICIES

The basic financial statements of the District have been prepared in conformity with accounting principles generally accepted in the United States of America (GAAP) as applied to governmental units. The Governmental Accounting Standards Board (GASB) is the accepted standard-setting body for establishing governmental accounting and financial reporting principles. The District also applies Financial Accounting Standards Board (FASB) guidance issued on or before November 30, 1989, to its governmental activities provided it does not conflict with or contradict GASB pronouncements. The District's significant accounting policies are described below.

A. Reporting Entity

The reporting entity has been defined in accordance with GASB Statement No. 14, "The Financial Reporting Entity" as amended by GASB Statement No. 39, "Determining Whether Certain Organizations Are Component Units". The reporting entity is composed of the primary government and component units. The primary government consists of all funds, departments, boards and agencies that are not legally separate from the District. For the District, this includes general operations, food service and student related activities of the District.

Component units are legally separate organizations for which the District is financially accountable. The District is financially accountable for an organization if the District appoints a voting majority of the organization's Governing Board and (1) the District is able to significantly influence the programs or services performed or provided by the organization; or (2) the District is legally entitled to or can otherwise access the organization's resources; or (3) the District is legally obligated or has otherwise assumed the responsibility to finance the deficits of, or provide financial support to, the organization; or (4) the District is obligated for the debt of the organization. Component units may also include organizations that are fiscally dependent on the District in that the District approves the budget, the issuance of debt or the levying of taxes. Certain organizations are also included as component units if the nature and significance of the relationship between the primary government and the organization is such that exclusion by the primary government would render the primary governments financial statements incomplete or misleading. Based upon the application of these criteria, the District has no component units. The basic financial statements of the reporting entity include only those of the District (the primary government).

**VALLEY VIEW LOCAL SCHOOL DISTRICT
MONTGOMERY COUNTY, OHIO**

NOTES TO THE BASIC FINANCIAL STATEMENTS
FOR THE FISCAL YEAR ENDED JUNE 30, 2012

NOTE 2 - SUMMARY OF SIGNIFICANT ACCOUNTING POLICIES - (Continued)

The following organizations are described due to their relationship to the District:

JOINTLY GOVERNED ORGANIZATIONS

Miami Valley Career Tech Vocational School

The vocational school district is a separate body politic and corporate, established by the Ohio Revised Code (ORC) to provide for the vocational and special education needs of its students. The Board of Education is comprised of 17 members elected from the 27 participating school districts. The school accepts non-tuition students from the District as a member school, however, it is considered to be a separate political subdivision and not part of the District. Financial information is available from Debbie Gossett, Treasurer, at 200 Lau Parkway, Clayton, Ohio 45315.

Southwestern Ohio Educational Purchasing Council (SOEPC)

SOEPC is a purchasing cooperative made up of nearly 100 school districts in Montgomery and surrounding counties. The Montgomery County Educational Service Center acts as fiscal agent for the group. The purpose of the cooperative is to obtain lower prices for supplies and materials commonly used by the member districts. The members are obligated to pay all fees, charges, and assessments as established by SOEPC. Each member district has one voting representative. Title to any and all equipment and supplies purchased by SOEPC is held in trust for the member districts by the fiscal agent. Any district withdrawing from SOEPC shall forfeit its claim to any and all SOEPC assets. One year of prior notice is necessary for withdrawal from the group. During this time, the withdrawing member is liable for all member obligations. Payments to SOEPC are made from the District's general fund. Financial information is available from SOEPC by contacting Ken Swink, Director, at 303 Corporate Center Drive, Suite 208, Vandalia, Ohio 45377.

Metropolitan Dayton Educational Cooperative Association (MDECA)

The District is a participant in MDECA, which is a computer consortium of 25 public school districts within the boundaries of Darke, Greene, Miami, and Montgomery Counties. The organization was formed for the purpose of applying modern technology (with the aid of computers and other electronic equipment) to administrative and instructional functions among member school districts. The governing board of MDECA consists of one representative from each district plus one representative from the fiscal agent. The District pays MDECA an enrollment based fee for services provided during the year. Financial information is available from Jerry C. Woodyard, Executive Director, at 225 Linwood Street, Dayton, Ohio 45405.

RELATED ORGANIZATION

Germantown Public Library

The Germantown Public Library is a distinct political subdivision of the State of Ohio, created in accordance with Chapter 3375, ORC. The Board of Education is responsible for appointing the trustees of the Library; however, the Board cannot influence the Library's operation, nor does the Library represent a potential financial benefit or burden to the District. Although the District does serve as the taxing authority and may issue tax related debt on behalf of the Library, its role is limited to a ministerial function. Once the Library determines to present a levy to the voters, including the determination of the rate and duration, the District must place the levy on the ballot. The Library determines its need for the issuance of debt and determines its own budget. Library did not receive any funding from the District during fiscal year 2012.

**VALLEY VIEW LOCAL SCHOOL DISTRICT
MONTGOMERY COUNTY, OHIO**

NOTES TO THE BASIC FINANCIAL STATEMENTS
FOR THE FISCAL YEAR ENDED JUNE 30, 2012

NOTE 2 - SUMMARY OF SIGNIFICANT ACCOUNTING POLICIES - (Continued)

B. Fund Accounting

The District uses funds to maintain its financial records during the year. A fund is defined as a fiscal and accounting entity with a self balancing set of accounts. There are three categories of funds: governmental, proprietary and fiduciary.

GOVERNMENTAL FUNDS

Governmental funds are those through which most governmental functions typically are financed. Governmental fund reporting focuses on the sources, uses and balances of current financial resources. Expendable assets are assigned to the various governmental funds according to the purposes for which they may or must be used. Current liabilities are assigned to the fund from which they will be paid. The difference between governmental fund assets and liabilities is reported as fund balance. The following is the District's major governmental fund:

General fund -The general fund is used to account for and report all financial resources not accounted for and reported in another fund. The general fund balance is available for any purpose provided it is expended or transferred according to the general laws of Ohio.

Other governmental funds of the District are used to account for (a) specific revenue sources that are restricted or committed to an expenditure for specified purposes other than debt service or capital projects and (b) financial resources that are restricted, committed, or assigned to expenditures for capital outlays including the acquisition or construction of capital facilities and other capital assets.

PROPRIETARY FUNDS

Proprietary funds are used to account for the District's ongoing activities which are similar to those often found in the private sector. The District has no proprietary funds.

FIDUCIARY FUNDS

Fiduciary fund reporting focuses on net assets and changes in net assets. The fiduciary fund category is split into four classifications: pension trust funds, investment trust funds, private-purpose trust funds and agency funds. Trust funds are used to account for assets held by the District under a trust agreement for individuals, private organizations, or other governments and are therefore not available to support the District's own programs. The District's only trust fund is a private-purpose trust which accounts for a scholarship program for students.

Agency funds are custodial in nature (assets equal liabilities) and do not involve measurement of results of operations. The District's agency fund accounts for student activities.

C. Basis of Presentation and Measurement Focus

Government-wide Financial Statements - The statement of net assets and the statement of activities display information about the District as a whole. These statements include the financial activities of the primary government, except for fiduciary funds.

**VALLEY VIEW LOCAL SCHOOL DISTRICT
MONTGOMERY COUNTY, OHIO**

NOTES TO THE BASIC FINANCIAL STATEMENTS
FOR THE FISCAL YEAR ENDED JUNE 30, 2012

NOTE 2 - SUMMARY OF SIGNIFICANT ACCOUNTING POLICIES - (Continued)

The government-wide statement of activities presents a comparison between direct expenses and program revenues for each function or program of the governmental activities of the District. Direct expenses are those that are specifically associated with a service, program or department and therefore clearly identifiable to a particular function. Program revenues include amounts paid by the recipient of goods or services offered by the program and grants and contributions that are restricted to meeting the operational or capital requirements of a particular program. Revenues not classified as program revenues are presented as general revenues of the District.

The government-wide financial statements are prepared using the economic resources measurement focus. All assets and all liabilities associated with the operation of the District are included on the statement of net assets.

Fund Financial Statements - Fund financial statements report detailed information about the District. The focus of governmental fund financial statements is on major funds rather than reporting funds by type. Each major fund is presented in a separate column, and all nonmajor funds are aggregated into one column. Fiduciary funds are reported by fund type.

All governmental funds are accounted for using a flow of current financial resources measurement focus. With this measurement focus, only current assets and current liabilities generally are included on the balance sheet. The statement of revenues, expenditures and changes in fund balances reports on the sources (i.e., revenues and other financing sources) and uses (i.e., expenditures and other financing uses) of current financial resources. This approach differs from the manner in which the governmental activities of the government-wide financial statements are prepared. Governmental fund financial statements therefore include a reconciliation with brief explanations to better identify the relationship between the government-wide statements and the statements for governmental funds.

The private-purpose trust fund is reported using the economic resources measurement focus. Agency funds do not report a measurement focus as they do not report operations.

D. Basis of Accounting

Basis of accounting determines when transactions are recorded in the financial records and reported on the financial statements. Government-wide financial statements are prepared using the accrual basis of accounting. Governmental funds use the modified accrual basis of accounting. Fiduciary funds also use the accrual basis of accounting.

Revenues - Exchange and Nonexchange Transactions - Revenues resulting from exchange transactions, in which each party gives and receives essentially equal value, are recorded on the accrual basis when the exchange takes place. On a modified accrual basis, revenue is recorded in the fiscal year in which the resources are measurable and become available. Available means that the resources will be collected within the current fiscal year or are expected to be collected soon enough thereafter to be used to pay liabilities of the current fiscal year. For the District, available means expected to be received within sixty days of fiscal year end.

**VALLEY VIEW LOCAL SCHOOL DISTRICT
MONTGOMERY COUNTY, OHIO**

NOTES TO THE BASIC FINANCIAL STATEMENTS
FOR THE FISCAL YEAR ENDED JUNE 30, 2012

NOTE 2 - SUMMARY OF SIGNIFICANT ACCOUNTING POLICIES - (Continued)

Nonexchange transactions, in which the District receives value without directly giving equal value in return, include property taxes, income taxes, grants, entitlements and donations. On an accrual basis, revenue from property taxes is recognized in the fiscal year for which the taxes are levied (See Note 6). Revenue from income taxes is recognized in the fiscal year in which the underlying exchange transaction occurred (See Note 7). Revenue from grants, entitlements and donations is recognized in the fiscal year in which all eligibility requirements have been satisfied. Eligibility requirements include timing requirements, which specify the year when the resources are required to be used or the fiscal year when use is first permitted, matching requirements, in which the District must provide local resources to be used for a specified purpose, and expenditure requirements, in which the resources are provided to the District on a reimbursement basis. On a modified accrual basis, revenue from nonexchange transactions must also be available before it can be recognized.

Under the modified accrual basis, the following revenue sources are considered to be both measurable and available at fiscal year end: property taxes available as an advance, income taxes, interest, tuition, grants, student fees and rentals.

Unearned Revenue and Deferred Revenue - Unearned revenue and deferred revenue arise when assets are recognized before revenue recognition criteria have been satisfied.

Property taxes for which there is an enforceable legal claim as of June 30, 2012, but which were levied to finance fiscal year 2013 operations, and other revenues received in advance of the fiscal year for which they are intended to finance, have been recorded as unearned revenue. Grants and entitlements received before the eligibility requirements are met are recorded as deferred revenue.

On governmental fund financial statements, receivables that will not be collected within the available period have been reported as deferred revenue.

Expenses/Expenditures - On the accrual basis of accounting, expenses are recognized at the time they are incurred. The entitlement value of donated commodities received during the year is reported in the fund financial statements as an expenditure with a like amount reported as intergovernmental revenue.

The measurement focus of governmental fund accounting is on decreases in net financial resources (expenditures) rather than expenses. Expenditures are generally recognized in the accounting period in which the related fund liability is incurred, if measurable. Allocations of cost, such as depreciation and amortization, are not recognized in governmental funds.

E. Budgets

The budgetary process is prescribed by provisions of the Ohio Revised Code and entails the preparation of budgetary documents within an established timetable. The major documents prepared are the tax budget, the certificate of estimated resources, and the appropriation resolution, all of which are prepared on the budgetary basis of accounting. The certificate of estimated resources and the appropriations resolution are subject to amendment throughout the year with the legal restriction that appropriations cannot exceed estimated resources, as certified. All funds, other than agency funds, are legally required to be budgeted and appropriated. The legal level of budgetary control has been established at the fund level of expenditures for all funds. Any budgetary modifications at this level may only be made by resolution of the Board of Education.

**VALLEY VIEW LOCAL SCHOOL DISTRICT
MONTGOMERY COUNTY, OHIO**

**NOTES TO THE BASIC FINANCIAL STATEMENTS
FOR THE FISCAL YEAR ENDED JUNE 30, 2012**

NOTE 2 - SUMMARY OF SIGNIFICANT ACCOUNTING POLICIES - (Continued)

Tax Budget:

Prior to January 15, the Superintendent and Treasurer submit to the Board of Education a proposed operating budget for the fiscal year commencing the following July 1. The budget includes proposed expenditures and the means of financing for all funds. Public hearings are publicized and conducted to obtain taxpayers' comments. The purpose of this budget document is to reflect the need for existing (or increased) tax rates. By no later than January 20, the Board-adopted budget is filed with Montgomery County Budget Commission for rate determination.

Estimated Resources:

By April 1, the Board of Education accepts, by formal resolution, the tax rates as determined by the Budget Commission and receives the Commission's certificate of estimated resources, which states the projected revenue of each fund. Prior to July 1, the District must revise its budget so that total contemplated expenditures from any fund during the ensuing year will not exceed the amount stated in the certificate of estimated resources. The revised budget then serves as the basis for the appropriation measure. On or about July 1, the certificate is amended to include any unencumbered cash balances from the preceding year. The certificate may be further amended during the year if projected increases or decreases in revenue are identified by the District Treasurer. The amounts reported in the budgetary statements reflect the amounts from the certificate of estimated resources that was in effect at the time the original and final appropriations were passed by the Board of Education.

Appropriations:

Upon receipt from the County Auditor of an amended certificate of estimated resources based on final assessed values and tax rates or a certificate saying no new certificate is necessary, the annual appropriation resolution is enacted by the Board of Education. Prior to the passage of the annual appropriation measure, the Board may pass a temporary appropriation measure to meet the ordinary expenses of the District. The appropriation resolution, at the fund level for all funds, must be within the estimated resources as certified by the County Budget Commission and the total of expenditures may not exceed the appropriation totals at any level of control. Any revisions that alter the level of budgetary control must be approved by the Board of Education.

The Board may pass supplemental fund appropriations so long as the total appropriations by fund do not exceed the amounts set forth in the most recent certificate of estimated resources. During the year, all supplemental appropriations were legally enacted.

Although the legal level of budgetary control was established at the fund level of expenditures, the budgetary statements present comparisons at the fund and function level of expenditures as elected by the District Treasurer.

The appropriation resolution is subject to amendment by the Board throughout the year with the restriction that appropriations may not exceed estimated revenues. The amounts reported as the original budget amounts reflect the first appropriation for that fund covered the entire fiscal year, including amounts automatically carried over from prior year. The amounts reported as the final budgeted amounts represent the original and final appropriation amounts passed by the Board during the year.

**VALLEY VIEW LOCAL SCHOOL DISTRICT
MONTGOMERY COUNTY, OHIO**

**NOTES TO THE BASIC FINANCIAL STATEMENTS
FOR THE FISCAL YEAR ENDED JUNE 30, 2012**

NOTE 2 - SUMMARY OF SIGNIFICANT ACCOUNTING POLICIES - (Continued)

Lapsing of Appropriations:

At the close of each fiscal year, the unencumbered balance of each appropriation reverts to the respective fund from which it was appropriated and becomes subject to future appropriation. Encumbered appropriations are carried forward to the succeeding fiscal year and are not reappropriated.

F. Cash and Investments

To improve cash management, cash received by the District is pooled in a central bank account. Monies for all funds are maintained in this pool. Individual fund integrity is maintained through the District's records. Each fund's interest in the pool is presented as "equity in pooled cash and investments" on the basic financial statements.

During fiscal year 2012, investments were limited to negotiable and nonnegotiable certificates of deposits, Federal Home Loan Mortgage Corporation (FHLMC) Securities and U.S. Government money market funds.. Except for nonparticipating investment contracts, investments are reported at fair value, which is based on quoted market prices. Nonparticipating investment contracts, such as nonnegotiable certificates of deposit, are reported at cost.

Under existing Ohio statutes all investment earnings are assigned to the general fund unless statutorily required to be credited to a specific fund. The Board of Education has, by resolution, specified the funds to receive an allocation of interest earnings. Interest revenue credited to the general fund during fiscal year 2012 amounted to \$22,767 which includes \$10,469 assigned from other District funds.

For presentation on the basic financial statements, investments of the cash management pool and investments with original maturities of three months or less at the time they are purchased by the District are considered to be cash equivalents. Investments with an initial maturity of more than three months are reported as investments.

An analysis of the District's investment account at fiscal year end is provided in Note 4.

G. Inventory

On government-wide and fund financial statements, purchased inventories are presented at the lower of cost or market and donated commodities are presented at their entitlement value. Inventories are recorded on a first-in, first-out basis and are expensed when received. Inventories are accounted for using the purchase method on the fund statements and using the consumption method on the government-wide statements.

On the fund financial statements, reported material and supplies inventory is equally offset by a nonspendable fund balance in the governmental funds which indicates that it does not constitute available spendable resources even though it is a component of net current assets.

Inventory consists of expendable supplies held for consumption, donated food and purchased food.

**VALLEY VIEW LOCAL SCHOOL DISTRICT
MONTGOMERY COUNTY, OHIO**

NOTES TO THE BASIC FINANCIAL STATEMENTS
FOR THE FISCAL YEAR ENDED JUNE 30, 2012

NOTE 2 - SUMMARY OF SIGNIFICANT ACCOUNTING POLICIES - (Continued)

H. Prepayments

Certain payments to vendors reflect the costs applicable to future accounting periods and are recorded as prepaid items in both government-wide and fund financial statements. These items are reported as assets on the balance sheet using the consumption method. A current asset for the prepaid amounts is recorded at the time of the purchase and the expenditure/expense is reported in the year in which services are consumed. On the fund financial statements, reported prepayments are equally offset by a nonspendable fund balance.

I. Capital Assets

General capital assets are those assets specifically related to governmental activities. These assets result from expenditures in the governmental funds. These assets are reported in the governmental activities column of the government-wide statement of net assets, but are not reported in the fund financial statements.

All capital assets are capitalized at cost (or estimated historical cost) and updated for additions and deductions during the year. Donated capital assets are recorded at their fair market values as of the date received. The District maintains a capitalization threshold of \$5,000. The District does not possess any infrastructure. Improvements are capitalized; the costs of normal maintenance and repairs that do not add to the value of the asset or materially extend an asset's life are not.

All reported capital assets except land are depreciated. Improvements are depreciated over the remaining useful lives of the related capital assets. Depreciation is computed using the straight-line method over the following useful lives:

Description	Governmental Activities Estimated Lives
Land improvements	7 - 30 years
Buildings and improvements	7 - 40 years
Furniture and equipment	5 - 30 years
Vehicles	7 - 15 years

J. Interfund Balances

On fund financial statements, receivables and payables resulting from short-term interfund loans are classified as "interfund loans receivables/payables". These amounts are eliminated in the governmental activities column on the statement of net assets.

K. Compensated Absences

Compensated absences of the District consist of vacation leave and sick leave to the extent that payment to the employee for these absences is attributable to services already rendered and is not contingent on a specific event that is outside the control of the District and the employee.

**VALLEY VIEW LOCAL SCHOOL DISTRICT
MONTGOMERY COUNTY, OHIO**

NOTES TO THE BASIC FINANCIAL STATEMENTS
FOR THE FISCAL YEAR ENDED JUNE 30, 2012

NOTE 2 - SUMMARY OF SIGNIFICANT ACCOUNTING POLICIES - (Continued)

In accordance with the provisions of GASB Statement No. 16, “Accounting for Compensated Absences”, a liability for vacation leave is accrued if a) the employees’ rights to payment are attributable to services already rendered; and b) it is probable that the employer will compensate the employees for the benefits through paid time off or other means, such as cash payment at termination or retirement. An accrual for earned sick leave is made to the extent that it is probable that the benefits will result in termination (severance) payments. A liability for sick leave is based on the sick leave accumulated at the balance sheet date by those employees who are currently eligible to receive termination (severance) payments, as well as those employees expected to become eligible in the future. For purposes of establishing a liability for severance on employees expected to become eligible to retire in the future, all employees age fifty or greater with at least ten years of service and all employees with at least 15 years of service regardless of their age were considered expected to become eligible in accordance with GASB Statement No. 16.

The total liability for vacation and sick leave payments has been calculated using pay rates in effect at the balance sheet date, and reduced to the maximum payment allowed by labor contract and/or statute, plus any applicable additional salary related payments.

The entire compensated absence liability is reported on the government-wide financial statements.

For governmental fund financial statements, compensated absences are recognized as liabilities and expenditures as payments come due each period upon the occurrence of employee resignations and retirements.

L. Accrued Liabilities and Long-Term Obligations

All payables, accrued liabilities and long-term obligations are reported in the government-wide financial statements.

In general, governmental fund payables and accrued liabilities that, once incurred, are paid in a timely manner and in full from current financial resources, are reported as obligations of the funds. However, compensated absences and contractually required pension contributions that will be paid from governmental funds are reported as a liability in the fund financial statements only to the extent that they are due for payment during the current year. Bonds are recognized on the fund financial statements when due.

M. Fund Balance

Fund balance is divided into five classifications based primarily on the extent to which the District is bound to observe constraints imposed upon the use of the resources in the governmental funds. The classifications are as follows:

Nonspendable - The nonspendable fund balance classification includes amounts that cannot be spent because they are not in spendable form or legally required to be maintained intact. The “not in spendable form” criterion includes items that are not expected to be converted to cash. It also includes the long-term amount of loans receivable.

**VALLEY VIEW LOCAL SCHOOL DISTRICT
MONTGOMERY COUNTY, OHIO**

NOTES TO THE BASIC FINANCIAL STATEMENTS
FOR THE FISCAL YEAR ENDED JUNE 30, 2012

NOTE 2 - SUMMARY OF SIGNIFICANT ACCOUNTING POLICIES - (Continued)

Restricted - Fund balance is reported as restricted when constraints are placed on the use of resources that are either externally imposed by creditors (such as through debt covenants), grantors, contributors, or laws or regulations of other governments, or imposed by law through constitutional provisions or enabling legislation.

Committed - The committed fund balance classification includes amounts that can be used only for the specific purposes imposed by a formal action (resolution) of the District Board of Education (the highest level of decision making authority). Those committed amounts cannot be used for any other purpose unless the District Board of Education removes or changes the specified use by taking the same type of action (resolution) it employed to previously commit those amounts. Committed fund balance also incorporates contractual obligations to the extent that existing resources in the fund have been specifically committed for use in satisfying those contractual requirements.

Assigned - Amounts in the assigned fund balance classification are intended to be used by the District for specific purposes but do not meet the criteria to be classified as restricted nor committed. In governmental funds other than the general fund, assigned fund balance represents the remaining amount that is not restricted or committed. In the general fund, assigned amounts represent intended uses established by policies of the District Board of Education, which includes giving the Treasurer the authority to constrain monies for intended purposes.

Unassigned - Unassigned fund balance is the residual classification for the general fund and includes all spendable amounts not contained in the other classifications. In other governmental funds, the unassigned classification is only used to report a deficit fund balance resulting from overspending for specific purposes for which amounts had been restricted, committed, or assigned.

The District applies restricted resources first when expenditures are incurred for purposes for which restricted and unrestricted (committed, assigned, and unassigned) fund balance is available. Similarly, within unrestricted fund balance, committed amounts are reduced first followed by assigned, and then unassigned amounts when expenditures are incurred for purposes for which amounts in any of the unrestricted fund balance classifications could be used.

N. Net Assets

Net assets represent the difference between assets and liabilities. Net assets invested in capital assets, net of related debt consist of capital assets, net of accumulated depreciation, reduced by the outstanding balances of any borrowings used for the acquisition, construction or improvement of those assets. Net assets are reported as restricted when there are limitations imposed on their use either through the enabling legislation or through external restrictions imposed by creditors, grantors or laws or regulations of other governments. The amount restricted for other purposes represents amounts restricted for the special trust fund (a nonmajor governmental fund).

The District applies restricted resources first when an expense is incurred for purposes for which both restricted and unrestricted net assets are available.

**VALLEY VIEW LOCAL SCHOOL DISTRICT
MONTGOMERY COUNTY, OHIO**

NOTES TO THE BASIC FINANCIAL STATEMENTS
FOR THE FISCAL YEAR ENDED JUNE 30, 2012

NOTE 2 - SUMMARY OF SIGNIFICANT ACCOUNTING POLICIES - (Continued)

O. Estimates

The preparation of the basic financial statements in conformity with GAAP requires management to make estimates and assumptions that affect the amounts reported in the basic financial statements and accompanying notes. Actual results may differ from those estimates.

P. Interfund Activity

Exchange transactions between funds are reported as revenues in the seller funds and as expenditures/expenses in the purchaser funds. Flows of cash or goods from one fund to another without a requirement for repayment are reported as interfund transfers. Interfund transfers are reported as other financing sources/uses in governmental funds. Repayments from funds responsible for particular expenditures/expenses to the funds that initially paid for them are not presented on the basic financial statements.

Interfund transfers between governmental funds are eliminated for reporting in the statement of activities.

Q. Extraordinary and Special Items

Extraordinary items are transactions or events that are both unusual in nature and infrequent in occurrence. Special items are transactions or events that are within the control of the Board of Education and that are either unusual in nature or infrequent in occurrence. Neither type of transaction occurred during fiscal year 2012.

NOTE 3 - ACCOUNTABILITY AND COMPLIANCE

A. Change in Accounting Principles

For fiscal year 2012, the District has implemented GASB Statement No. 57, "OPEB Measurements by Agent Employers and Agent Multiple-Employer Plans", and GASB Statement No. 64, "Derivative Instruments: Application of Hedge Accounting Termination Provisions - an Amendment of GASB Statement No. 53".

GASB Statement No. 57 addresses issues related to the use of the alternative measurement method and the frequency and timing of measurements by employers that participate in agent multiple-employer other postemployment benefit (OPEB) plans. The implementation of GASB Statement No. 57 did not have an effect on the financial statements of the District.

GASB Statement No. 64 clarifies the circumstances in which a hedge accounting should continue when a swap counterparty, or a swap counterparty's credit support provider, is replaced. The implementation of GASB Statement No. 64 did not have an effect on the financial statements of the District.

**VALLEY VIEW LOCAL SCHOOL DISTRICT
MONTGOMERY COUNTY, OHIO**

NOTES TO THE BASIC FINANCIAL STATEMENTS
FOR THE FISCAL YEAR ENDED JUNE 30, 2012

NOTE 3 - ACCOUNTABILITY AND COMPLIANCE - (Continued)

B. Fund Restatement

A restatement of governmental fund balances is necessary to account errors and omissions included in previous years. This fund restatement had the following effect on the District's governmental fund balances as previously reported:

	General	Nonmajor Governmental	Total Governmental
Fund balance at June 30, 2011	\$ 987,096	\$ 690,485	\$ 1,677,581
Fund restatement	942,418	(942,418)	-
Total fund restatement	942,418	(942,418)	-
Restated fund balance (deficit) at July 1, 2011	\$ 1,929,514	\$ (251,933)	\$ 1,677,581

The fund reclassifications did not have an effect on net assets as previously reported.

C. Budgetary Prior Period Adjustment

The above adjustment has the following effect on the general fund's budgetary basis fund balance at June 30, 2011:

Budgetary Basis

	General Fund
Fund balance at June 30, 2011	\$ 1,843,371
Restatement	942,418
Restated fund balance at July 1, 2011	\$ 2,785,789

**VALLEY VIEW LOCAL SCHOOL DISTRICT
MONTGOMERY COUNTY, OHIO**

**NOTES TO THE BASIC FINANCIAL STATEMENTS
FOR THE FISCAL YEAR ENDED JUNE 30, 2012**

NOTE 3 - ACCOUNTABILITY AND COMPLIANCE - (Continued)

D. Deficit Fund Balances

Fund balances at June 30, 2012 included the following individual fund deficits:

<u>Nonmajor funds</u>	<u>Deficit</u>
Food service	\$ 30,054
Miscellaneous State grants	17,427
Education jobs	138,333
Race to the top	6,477
IDEA Part-B	88,125
Title II-D	1,118
Title I	30,230
IDEA Part-B preschool	812
Improving teacher quality	12,578

The general fund is liable for any deficits in these funds and provides transfers when cash is required, not when accruals occur. The deficit fund balances resulted from adjustments for accrued liabilities.

NOTE 4 - DEPOSITS AND INVESTMENTS

State statutes classify monies held by the District into three categories.

Active deposits are public deposits necessary to meet current demands on the treasury. Such monies must be maintained either as cash in the District treasury, in commercial accounts payable or withdrawable on demand, including negotiable order of withdrawal (NOW) accounts, or in money market deposit accounts.

Inactive deposits are public deposits that the Board of Education has identified as not required for use within the current five year period of designation of depositories. Inactive deposits must either be evidenced by certificates of deposit maturing not later than the end of the current period of designation of depositories, or by savings or deposit accounts including, but not limited to, passbook accounts.

Interim deposits are deposits of interim monies. Interim monies are those monies which are not needed for immediate use, but which will be needed before the end of the current period of designation of depositories.

Interim deposits must be evidenced by time certificates of deposit maturing not more than one year from the date of deposit or by savings or deposit accounts including passbook accounts.

Interim monies may be deposited or invested in the following securities:

1. United States Treasury Notes, Bills, Bonds, or any other obligation or security issued by the United States Treasury or any other obligation guaranteed as to principal and interest by the United States;

**VALLEY VIEW LOCAL SCHOOL DISTRICT
MONTGOMERY COUNTY, OHIO**

**NOTES TO THE BASIC FINANCIAL STATEMENTS
FOR THE FISCAL YEAR ENDED JUNE 30, 2012**

NOTE 4 - DEPOSITS AND INVESTMENTS - (Continued)

2. Bonds, notes, debentures, or any other obligations or securities issued by any federal government agency or instrumentality, including, but not limited to, the Federal National Mortgage Association, Federal Home Loan Bank, Federal Farm Credit Bank, Federal Home Loan Mortgage Corporation, Government National Mortgage Association, and Student Loan Marketing Association. All federal agency securities shall be direct issuances of federal government agencies or instrumentalities;
3. Written repurchase agreements in the securities listed above provided that the market value of the securities subject to the repurchase agreement must exceed the principal value of the agreement by at least two percent and be marked to market daily, and that the term of the agreement must not exceed thirty days;
4. Bonds and other obligations of the State of Ohio;
5. No-load money market mutual funds consisting exclusively of obligations described in items (1) and (2) above and repurchase agreements secured by such obligations, provided that investments in securities described in this division are made only through eligible institutions;
6. The State Treasurer's investment pool (State Treasury Asset Reserve of Ohio (STAR Ohio));
7. Certain banker's acceptance and commercial paper notes for a period not to exceed one hundred eighty days from the purchase date in an amount not to exceed twenty-five percent of the interim monies available for investment at any one time; and,
8. Under limited circumstances, corporate debt interests rated in either of the two highest classifications by at least two nationally recognized rating agencies.

Protection of the District's deposits is provided by the Federal Deposit Insurance Corporation (FDIC), by eligible securities pledged by the financial institution as security for repayment, by surety company bonds deposited with the Treasurer by the financial institution or by a single collateral pool established by the financial institution to secure the repayment of all public monies deposited with the institution.

Investments in stripped principal or interest obligations, reverse repurchase agreements and derivatives are prohibited. The issuance of taxable notes for the purpose of arbitrage, the use of leverage and short selling are also prohibited. An investment must mature within five years from the date of purchase unless matched to a specific obligation or debt of the District, and must be purchased with the expectation that it will be held to maturity. Investments may only be made through specified dealers and institutions. Payment for investments may be made only upon delivery of the securities representing the investments to the Treasurer or, if the securities are not represented by a certificate, upon receipt of confirmation of transfer from the custodian.

A. Cash in Segregated Accounts

At fiscal year-end, \$5,526 was on deposit for athletic accounts. This amount is not included in the total amount of "Deposits with Financial Institutions" below.

**VALLEY VIEW LOCAL SCHOOL DISTRICT
MONTGOMERY COUNTY, OHIO**

NOTES TO THE BASIC FINANCIAL STATEMENTS
FOR THE FISCAL YEAR ENDED JUNE 30, 2012

NOTE 4 - DEPOSITS AND INVESTMENTS - (Continued)

B. Deposits with Financial Institutions

At June 30, 2012, the carrying amount of all District deposits was \$1,458,222. Based on the criteria described in GASB Statement No. 40, “Deposits and Investment Risk Disclosures”, as of June 30, 2012, \$625,687 of the District’s bank balance of \$1,372,911 was exposed to custodial risk as discussed below, while \$747,224 was covered by the FDIC.

Custodial credit risk is the risk that, in the event of bank failure, the District’s deposits may not be returned. All deposits are collateralized with eligible securities in amounts equal to at least 105% of the carrying value of the deposits. Such collateral, as permitted by the Ohio Revised Code, is held in single financial institution collateral pools at Federal Reserve Banks, or at member banks of the federal reserve system, in the name of the respective depository bank and pledged as a pool of collateral against all of the public deposits it holds or as specific collateral held at the Federal Reserve Bank in the name of the District. The District has no deposit policy for custodial credit risk beyond the requirements of State statute. Although the securities were held by the pledging institutions’ trust department and all statutory requirements for the deposit of money had been followed, noncompliance with federal requirements could potentially subject the District to a successful claim by the FDIC.

C. Investments

As of June 30, 2012, the District had the following investments and maturities:

<u>Investment type</u>	<u>Fair Value</u>	<u>6 months or less</u>	<u>7 to 12 months</u>	<u>13 to 18 months</u>	<u>19 to 24 months</u>	<u>Greater than 24 months</u>
FHLMC	\$ 500,125	\$ -	\$ -	\$ -	\$ -	\$ 500,125
Negotiable CD's	708,428	-	-	-	101,862	606,566
U.S. Government money market	6,198	6,198	-	-	-	-
Total	<u>\$ 1,214,751</u>	<u>\$ 6,198</u>	<u>\$ -</u>	<u>\$ -</u>	<u>\$ 101,862</u>	<u>\$ 1,106,691</u>

The weighted average maturity of investments is 3.14 years.

Interest Rate Risk: As a means of limiting its exposure to fair value losses arising from rising interest rates and according to State law, the District’s investment policy limits investment portfolio maturities to five years or less.

Credit Risk: The District’s investments in federal agency securities were rated AA+ and Aaa by Standard & Poor’s and Moody’s Investor Services, respectively. The District’s investment in the U.S. Government money market was rated AAAM by Standard & Poor’s.

**VALLEY VIEW LOCAL SCHOOL DISTRICT
MONTGOMERY COUNTY, OHIO**

NOTES TO THE BASIC FINANCIAL STATEMENTS
FOR THE FISCAL YEAR ENDED JUNE 30, 2012

NOTE 4 - DEPOSITS AND INVESTMENTS - (Continued)

Custodial Credit Risk: For an investment, custodial credit risk is the risk that, in the event of the failure of the counterparty, the District will not be able to recover the value of its investments or collateral securities that are in the possession of an outside party. The federal agency securities and the negotiable CDs are exposed to custodial credit risk in that they are uninsured, unregistered and held by the counterparty's trust department or agent but not in the District's name. The District has no investment policy dealing with investment custodial risk beyond the requirement in State statute that prohibits payment for investments prior to the delivery of the securities representing such investments to the Treasurer or qualified trustee.

Concentration of Credit Risk: The District places no limit on the amount that may be invested in any one issuer. The following table includes the percentage of each investment type held by the District at June 30, 2012:

<u>Investment type</u>	<u>Fair Value</u>	<u>% of Total</u>
FHLMC	\$ 500,125	41.17
Negotiable CD's	708,428	58.32
U.S. Government money market	<u>6,198</u>	<u>0.51</u>
Total	<u>\$ 1,214,751</u>	<u>100.00</u>

D. Reconciliation of cash and investment to the statement of net assets

The following is a reconciliation of cash and investments as reported in the note above to cash and investments as reported on the statement of net assets as of June 30, 2012:

<u>Cash and investments per note</u>	
Carrying amount of deposits	\$ 1,458,222
Cash in segregated accounts	5,526
Investments	<u>1,214,751</u>
Total	<u>\$ 2,678,499</u>
 <u>Cash and investments per statement of net assets</u>	
Governmental activities	\$ 1,432,672
Private-purpose trust funds	1,185,977
Agency funds	<u>59,850</u>
Total	<u>\$ 2,678,499</u>

**VALLEY VIEW LOCAL SCHOOL DISTRICT
MONTGOMERY COUNTY, OHIO**

NOTES TO THE BASIC FINANCIAL STATEMENTS
FOR THE FISCAL YEAR ENDED JUNE 30, 2012

NOTE 5 - INTERFUND TRANSACTIONS

- A. Interfund loans receivable/payable consisted of the following at June 30, 2012, as reported on the fund statements:

<u>Receivable fund</u>	<u>Payable fund</u>	<u>Amount</u>
General fund	Nonmajor governmental funds	<u>\$ 129,867</u>

The primary purpose of the interfund balances is to cover costs in specific funds where revenues were not received by June 30. These interfund balances will be repaid once the anticipated revenues are received.

Interfund loans between governmental funds are eliminated for reporting in the statement of net assets.

Interfund loans between governmental funds and agency funds appear as “loans receivable/payable” on the statement of net assets, the balance sheet and the statement of fiduciary net assets.

- B. Interfund transfers for the year ended June 30, 2012, consisted of the following, as reported on the fund statements:

<u>Transfers from general fund to:</u>	<u>Amount</u>
Nonmajor governmental funds	<u>\$ 11,620</u>

Transfers are used to (1) move revenues from the fund that statute or budget requires to collect them to the fund that statute or budget requires to expend them, and (2) use unrestricted revenues collected in the general fund to finance various programs accounted for in other funds in accordance with budgetary authorizations.

All transfers were made in compliance with Ohio Revised Code Sections 5705.14, 5705.15 and 5705.16.

Interfund transfers between governmental funds are eliminated for reporting in the statement of activities.

NOTE 6 - PROPERTY TAXES

Property taxes are levied and assessed on a calendar year basis while the District fiscal year runs from July through June. First half tax collections are received by the District in the second half of the fiscal year. Second half tax distributions occur in the first half of the following fiscal year.

**VALLEY VIEW LOCAL SCHOOL DISTRICT
MONTGOMERY COUNTY, OHIO**

NOTES TO THE BASIC FINANCIAL STATEMENTS
FOR THE FISCAL YEAR ENDED JUNE 30, 2012

NOTE 6 - PROPERTY TAXES - (Continued)

Property taxes include amounts levied against all real property and public utility property. Real property tax revenues received in calendar year 2012 represent the collection of calendar year 2011 taxes. Real property taxes received in calendar year 2012 were levied after April 1, 2011, on the assessed values as of January 1, 2011, the lien date. Assessed values for real property taxes are established by State statute at 35 percent of appraised market value. Real property taxes are payable annually or semiannually. If paid annually, payment is due December 31; if paid semiannually, the first payment is due December 31, with the remainder payable by June 20. Under certain circumstances, State statute permits alternate payment dates to be established. Public utility property tax revenues received in calendar year 2012 represent the collection of calendar year 2011 taxes. Public utility real and personal property taxes received in calendar year 2012 became a lien on December 31, 2010, were levied after April 1, 2011, and are collected with real property taxes. Public utility real property is assessed at 35 percent of true value; public utility tangible personal property is currently assessed at varying percentages of true value.

The District receives property taxes from Montgomery County. The County Auditor periodically advances to the District its portion of the taxes collected. Second-half real property tax payments collected by the County by June 30, 2012, are available to finance fiscal year 2012 operations. The amount available as an advance at June 30, 2012 was \$303,583 in the general fund and \$55,875 in the permanent improvement fund (a nonmajor governmental fund). This amount is recorded as revenue. The amount available for advance at June 30, 2011 was \$268,875 in the general fund and \$50,974 in the permanent improvement fund (a nonmajor governmental fund). The amount of second-half real property taxes available for advance at fiscal year-end can vary based on the date the tax bills are sent.

Accrued property taxes receivable includes real property, public utility property and delinquent tangible personal property taxes which are measurable as of June 30, 2012 and for which there is an enforceable legal claim. Although total property tax collections for the next fiscal year are measurable, only the amount of real property taxes available as an advance at June 30 was levied to finance current fiscal year operations and is reported as revenue at fiscal year end. The portion of the receivable not levied to finance current fiscal year operations is offset by a credit to unearned revenue.

On the accrual basis of accounting, collectible delinquent property taxes have been recorded as a receivable and revenue, while on a modified accrual basis of accounting the revenue has been deferred.

The assessed values upon which the fiscal year 2012 taxes were collected are:

	2011 Second Half Collections		2012 First Half Collections	
	<u>Amount</u>	<u>Percent</u>	<u>Amount</u>	<u>Percent</u>
Agricultural/residential and other real estate	\$ 213,745,550	94.14	\$ 208,769,260	94.56
Public utility personal	<u>13,297,670</u>	<u>5.86</u>	<u>12,009,290</u>	<u>5.44</u>
Total	<u>\$ 227,043,220</u>	<u>100.00</u>	<u>\$ 220,778,550</u>	<u>100.00</u>

Tax rate per \$1,000 of
assessed valuation for:

General	\$28.56	\$28.56
Permanent improvement	3.80	3.80

**VALLEY VIEW LOCAL SCHOOL DISTRICT
MONTGOMERY COUNTY, OHIO**

**NOTES TO THE BASIC FINANCIAL STATEMENTS
FOR THE FISCAL YEAR ENDED JUNE 30, 2012**

NOTE 7 - SCHOOL DISTRICT INCOME TAX

In fiscal year 1991, the voters of the District passed a .50% income tax, effective for five years. This income tax was renewed by the voters in 2006 for calendar years 2007 - 2011. In fiscal year 1995, voters of the District passed an additional .75% income tax, and renewed it in fiscal year 2006 for calendar years 2007 - 2010. In fiscal year 2010, voters renewed this levy for an additional five years. The tax is collected by the State of Ohio and remitted to the District quarterly. Total income tax revenue for fiscal year 2012 credited to the general fund was \$3,084,406.

NOTE 8 - RECEIVABLES

Receivables at June 30, 2012 consisted of taxes (both property taxes and income taxes), accounts (billings for user charged services and student fees), accrued interest, and intergovernmental grants and entitlements. All receivables are considered collectible in full due to the ability to foreclose for the nonpayment of taxes, the stable condition of State programs and the current year guarantee of federal funds.

A summary of the principal items of receivables reported on the statement of net assets follows:

Governmental activities:

Property taxes	\$ 4,823,532
Income taxes	1,368,493
Accounts	27,607
Accrued interest	1,890
Intergovernmental	<u>257,238</u>
Total	<u>\$ 6,478,760</u>

Receivables have been disaggregated on the face of the basic financial statements. All receivables are expected to be collected in the subsequent year.

**VALLEY VIEW LOCAL SCHOOL DISTRICT
MONTGOMERY COUNTY, OHIO**

NOTES TO THE BASIC FINANCIAL STATEMENTS
FOR THE FISCAL YEAR ENDED JUNE 30, 2012

NOTE 9 - CAPITAL ASSETS

Capital asset activity for the fiscal year ended June 30, 2012 was as follows:

	<u>Balance</u> <u>06/30/11</u>	<u>Additions</u>	<u>Deductions</u>	<u>Balance</u> <u>06/30/12</u>
Governmental activities:				
<i>Capital assets, not being depreciated:</i>				
Land	\$ 405,123	\$ -	\$ -	\$ 405,123
Total capital assets, not being depreciated	<u>405,123</u>	<u>-</u>	<u>-</u>	<u>405,123</u>
<i>Capital assets, being depreciated:</i>				
Land improvements	2,254,113	35,000	-	2,289,113
Buildings and improvements	7,202,889	29,350	-	7,232,239
Furniture and equipment	2,736,992	541,265	-	3,278,257
Vehicles	<u>1,601,209</u>	<u>-</u>	<u>-</u>	<u>1,601,209</u>
Total capital assets, being depreciated	<u>13,795,203</u>	<u>605,615</u>	<u>-</u>	<u>14,400,818</u>
<i>Less: accumulated depreciation</i>				
Land improvements	(748,096)	(47,960)	-	(796,056)
Buildings and improvements	(4,662,995)	(129,237)	-	(4,792,232)
Furniture and equipment	(2,078,084)	(131,860)	-	(2,209,944)
Vehicles	<u>(1,109,965)</u>	<u>(105,628)</u>	<u>-</u>	<u>(1,215,593)</u>
Total accumulated depreciation	<u>(8,599,140)</u>	<u>(414,685)</u>	<u>-</u>	<u>(9,013,825)</u>
Governmental activities capital assets, net	<u>\$ 5,601,186</u>	<u>\$ 190,930</u>	<u>\$ -</u>	<u>\$ 5,792,116</u>

**VALLEY VIEW LOCAL SCHOOL DISTRICT
MONTGOMERY COUNTY, OHIO**

NOTES TO THE BASIC FINANCIAL STATEMENTS
FOR THE FISCAL YEAR ENDED JUNE 30, 2012

NOTE 9 - CAPITAL ASSETS - (Continued)

Depreciation expense was charged to governmental functions as follows:

<u>Instruction:</u>	
Regular	\$ 139,866
Special	6,590
Vocational	6,839
 <u>Support services:</u>	
Pupil	2,841
Instructional staff	7,216
Administration	5,401
Fiscal	186
Operations and maintenance	49,232
Pupil transportation	108,674
Central	5,970
 Extracurricular activities	 67,953
Food service operations	13,917
	<hr/>
Total depreciation expense	\$ <u>414,685</u>

NOTE 10 - CAPITALIZED LEASES - LESSEE DISCLOSURE

In prior fiscal years, the District entered into a lease for copiers and a building. These leases meet the criteria of a capital lease as defined by FASB Statement No. 13, "Accounting for Leases", which defines a capital lease generally as one that transfers benefits and risks of ownership to the lessee at the conclusion of the lease term.

Capital lease payments have been reclassified and are reflected as debt service expenditures in the statement of revenues, expenditures and changes in fund balances - general fund. These expenditures are reflected as program/function expenditures on a budgetary basis. Capital assets acquired by lease and the related lease obligation liability have been reported on the statement of net assets.

Capital assets consisting of buildings and equipment have been capitalized in the amount of \$1,136,105. These amounts represent the present value of the minimum lease payments at the time of acquisition. Accumulated depreciation as of June 30, 2012 for the buildings and equipment was \$210,000 and \$59,222, respectively, leaving a current book value of \$630,000 and \$236,883, respectively. Total principal payments for fiscal year 2012 totaled \$123,579.

**VALLEY VIEW LOCAL SCHOOL DISTRICT
MONTGOMERY COUNTY, OHIO**

NOTES TO THE BASIC FINANCIAL STATEMENTS
FOR THE FISCAL YEAR ENDED JUNE 30, 2012

NOTE 10 - CAPITALIZED LEASES - LESSEE DISCLOSURE - (Continued)

The following is a schedule of the future minimum lease payments required under the capital leases and the present value of the future minimum lease payments as of June 30, 2012:

Fiscal Year <u>Ending June 30,</u>	<u>Building</u>	<u>Copiers</u>	<u>Total</u>
2013	\$ 90,037	\$ 67,183	\$ 157,220
2014	90,039	67,183	157,222
2015	90,039	67,183	157,222
2016	<u>-</u>	<u>67,184</u>	<u>67,184</u>
Total future minimum lease payments	270,115	268,733	538,848
Less: amount representing interest	<u>(26,752)</u>	<u>(25,626)</u>	<u>(52,378)</u>
Present value of future minimum lease payments	<u>\$ 243,363</u>	<u>\$ 243,107</u>	<u>\$ 486,470</u>

NOTE 11 - LONG-TERM OBLIGATIONS

During the fiscal year 2012, the following activity occurred in governmental activities long-term obligations:

	<u>Issued</u>	<u>Due</u>	<u>Interest Rate</u>	<u>Balance 06/30/11</u>	<u>Increase</u>	<u>Decrease</u>	<u>Balance 06/30/12</u>	<u>Amount Due in One Year</u>
G.O. Bonds Payable								
Facility acquisition	2000	2015	6.9%	\$ 59,800	\$ -	\$ (13,444)	\$ 46,356	\$ 14,401
Total G.O. bonds				<u>59,800</u>	<u>-</u>	<u>(13,444)</u>	<u>46,356</u>	<u>14,401</u>
Other Long-Term Obligations								
Capital lease obligation				610,049	-	(123,579)	486,470	131,913
Compensated absences				<u>1,020,351</u>	<u>162,066</u>	<u>(133,755)</u>	<u>1,048,662</u>	<u>7,211</u>
Total other long-term obligations				<u>1,630,400</u>	<u>162,066</u>	<u>(257,334)</u>	<u>1,535,132</u>	<u>139,124</u>
Total governmental activities				<u>\$ 1,690,200</u>	<u>\$ 162,066</u>	<u>\$ (270,778)</u>	<u>\$ 1,581,488</u>	<u>\$ 153,525</u>

During fiscal year 2000, the District issued un-voted general obligation bonds to provide funds for the acquisition of a new building. These bonds are general obligations of the District for which the full faith and credit of the District are pledged for repayment. Accordingly, such unmatured obligations of the District are accounted for in the statement of net assets. Principal and interest payments are made from the general fund.

By agreement with the County Budget Commission, and in accordance with Ohio law, the District has converted a portion of its "inside", or un-voted millage to provide the source of repayment for these bonds. Ohio statutes allow for the issuance of un-voted general obligation debt to the extent that the par amount of said debt does not exceed 1/10 of 1% of the valuation (at issuance date) of the District.

**VALLEY VIEW LOCAL SCHOOL DISTRICT
MONTGOMERY COUNTY, OHIO**

NOTES TO THE BASIC FINANCIAL STATEMENTS
FOR THE FISCAL YEAR ENDED JUNE 30, 2012

NOTE 11 - LONG-TERM OBLIGATIONS - (Continued)

Principal and interest requirements to for general obligation bonds outstanding at June 30, 2012, are as follows:

Fiscal Year Ending June 30	General Obligation Bonds		
	Principal	Interest	Total
2013	\$ 14,401	\$ 2,749	\$ 17,150
2014	15,427	1,723	17,150
2015	<u>16,528</u>	<u>624</u>	<u>17,152</u>
Total	<u>\$ 46,356</u>	<u>\$ 5,096</u>	<u>\$ 51,452</u>

Legal Debt Margin

The Ohio Revised Code provides that voted net general obligation debt of the District shall never exceed 9% of the total assessed valuation of the District. The code further provides that unvoted indebtedness shall not exceed 1/10 of 1% of the property valuation of the District. The code additionally states that unvoted indebtedness related to energy conservation debt shall not exceed 9/10 of 1% of the property valuation of the District. The assessed valuation used in determining the District's legal debt margin has been modified by House Bill 530 which became effective March 30, 2006. In accordance with House Bill 530, the assessed valuation used in the District's legal debt margin calculation excluded tangible personal property used in business, telephone or telegraph property, interexchange telecommunications company property, and personal property owned or leased by a railroad company and used in railroad operations. The effects of these debt limitations at June 30, 2012, are a voted debt margin of \$19,823,714 and an unvoted debt margin of \$220,779.

NOTE 12 - OTHER EMPLOYEE BENEFITS

A. Compensated Absences

The criteria for determining vacation and sick leave components are derived from negotiated agreements and State laws. Classified employees earn ten to twenty days of vacation per fiscal year, depending upon length of service. Accumulated, unused vacation time is paid to administrators upon termination of employment. Teachers do not earn vacation time. Teachers, administrators, and classified employees earn sick leave at the rate of one and one-fourth days per month. Upon retirement, payment is made to certified and classified employees for one-fourth of accrued, but unused, sick leave credit.

B. Insurance Benefits

The District provides life insurance and accidental death and dismemberment insurance to most employees through Horace Mann Life Insurance Company.

**VALLEY VIEW LOCAL SCHOOL DISTRICT
MONTGOMERY COUNTY, OHIO**

**NOTES TO THE BASIC FINANCIAL STATEMENTS
FOR THE FISCAL YEAR ENDED JUNE 30, 2012**

NOTE 13 - RISK MANAGEMENT

The District is exposed to various risks of loss related to torts; theft of, damage to, and destruction of assets; errors and omissions; injuries to employees; and natural disasters. The District carries general liability insurance coverage through a commercial carrier. Absent the deductible, the risk of loss transfers entirely to the commercial carrier.

The District purchases health and dental insurance through the Southwestern Ohio Educational Purchasing Council Benefit Plan Trust (the "Trust"). The Trust is a public entity risk pool currently operating as a common risk management and insurance program (See Note 2.A). The intent of the Trust is to achieve the benefit of a reduced premium for the District by virtue of its grouping and representation with other participants in the Trust. Risk of loss transfers to the Trust upon payment of the premium.

The District purchases workers' compensation insurance through Hunter Consulting, Inc., Inc. via SOEPC.

Post employment health care is provided to plan participants or their beneficiaries through the respective retirement systems discussed in Note 15. As such, no funding provisions are required by the District.

The District continues to carry commercial insurance for all other risks of loss. Settled claims resulting from these risks have not exceeded commercial insurance coverage in any of the past three fiscal years. There has been no significant reduction in amounts of insurance coverage from fiscal year 2011.

NOTE 14 - PENSION PLANS

A. School Employees Retirement System

Plan Description - The District contributes to the School Employees Retirement System (SERS), a cost-sharing, multiple-employer defined benefit pension plan. SERS provides retirement, disability, survivor benefits, annual cost-of-living adjustments, and death benefits to plan members and beneficiaries. Authority to establish and amend benefits is provided by Chapter 3309 of the Ohio Revised Code. SERS issues a publicly available, stand-alone financial report that includes financial statements and required supplementary information. That report may be obtained by writing to the School Employees Retirement System, 300 East Broad Street, Suite 100, Columbus, Ohio 43215-3746. It is also posted on the SERS' Ohio website, www.ohsers.org, under "*Employers/Audit Resources*".

Funding Policy - Plan members are required to contribute 10 percent of their annual covered salary and the District is required to contribute at an actuarially determined rate. The current District rate is 14 percent of annual covered payroll. A portion of the District's contribution is used to fund pension obligations with the remainder being used to fund health care benefits. For fiscal year 2012, 12.65 percent and 0.05 percent of annual covered salary was the portion used to fund pension obligations and death benefits, respectively. The contribution requirements of plan members and employers are established and may be amended by the SERS' Retirement Board up to a statutory maximum amount of 10 percent for plan members and 14 percent for employers. Chapter 3309 of the Ohio Revised Code provides statutory authority for member and employer contributions. The District's required contributions for pension obligations and death benefits to SERS for the fiscal years ended June 30, 2012, 2011 and 2010 were \$322,022, \$308,179 and \$349,691, respectively; 61.66 percent has been contributed for fiscal year 2012 and 100 percent for fiscal years 2011 and 2010.

**VALLEY VIEW LOCAL SCHOOL DISTRICT
MONTGOMERY COUNTY, OHIO**

NOTES TO THE BASIC FINANCIAL STATEMENTS
FOR THE FISCAL YEAR ENDED JUNE 30, 2012

NOTE 14 - PENSION PLANS - (Continued)

B. State Teachers Retirement System of Ohio

Plan Description - The District participates in the State Teachers Retirement System of Ohio (STRS Ohio), a cost-sharing, multiple-employer public employee retirement plan. STRS Ohio provides retirement and disability benefits to members and death and survivor benefits to beneficiaries. STRS Ohio issues a stand-alone financial report that may be obtained by writing to STRS Ohio, 275 E. Broad St., Columbus, OH 43215-3771, by calling (888) 227-7877, or by visiting the STRS Ohio website at www.strsoh.org, under "Publications".

New members have a choice of three retirement plans, a Defined Benefit (DB) Plan, a Defined Contribution (DC) Plan and a Combined Plan. The DB plan offers an annual retirement allowance based on final average salary times a percentage that varies based on years of service, or an allowance based on a member's lifetime contributions and earned interest matched by STRS Ohio funds divided by an actuarially determined annuity factor. The DC Plan allows members to place all their member contributions and employer contributions equal to 10.5 percent of earned compensation into an investment account. Investment decisions are made by the member. A member is eligible to receive a retirement benefit at age 50 and termination of employment. The member may elect to receive a lifetime monthly annuity or a lump sum withdrawal. The Combined Plan offers features of both the DC Plan and the DB Plan. In the Combined Plan, member contributions are invested by the member, and employer contributions are used to fund the defined benefit payment at a reduced level from the regular DB Plan. The DB portion of the Combined Plan payment is payable to a member on or after age 60; the DC portion of the account may be taken as a lump sum or converted to a lifetime monthly annuity at age 50. Benefits are established by Chapter 3307 of the Ohio Revised Code.

A DB or Combined Plan member with five or more years credited service who becomes disabled may qualify for a disability benefit. Eligible spouses and dependents of these active members who die before retirement may qualify for survivor benefits. Members in the DC Plan who become disabled are entitled only to their account balance. If a member of the DC Plan dies before retirement benefits begin, the member's designated beneficiary is entitled to receive the member's account balance.

Funding Policy - For fiscal year 2012, plan members were required to contribute 10 percent of their annual covered salaries. The District was required to contribute 14 percent; 13 percent was the portion used to fund pension obligations. Contribution rates are established by the State Teachers Retirement Board, upon recommendations of its consulting actuary, not to exceed statutory maximum rates of 10 percent for members and 14 percent for employers. Chapter 3307 of the Ohio Revised Code provides statutory authority for member and employer contributions.

The District's required contributions for pension obligations to STRS Ohio for the fiscal years ended June 30, 2012, 2011 and 2010 were \$1,156,059, \$1,211,098 and \$1,190,628, respectively; 83.52 percent has been contributed for fiscal year 2012 and 100 percent for fiscal years 2011 and 2010. Contributions to the DC and Combined Plans for fiscal year 2012 were \$38,565 made by the District and \$27,546 made by the plan members.

C. Social Security System

Effective July 1, 1991, all employees not otherwise covered by the SERS/STRS Ohio have an option to choose Social Security or the SERS/STRS Ohio. As of June 30, 2012, certain members of the Board of Education have elected Social Security. The District's liability is 6.2 percent of wages paid.

**VALLEY VIEW LOCAL SCHOOL DISTRICT
MONTGOMERY COUNTY, OHIO**

NOTES TO THE BASIC FINANCIAL STATEMENTS
FOR THE FISCAL YEAR ENDED JUNE 30, 2012

NOTE 15 - POSTEMPLOYMENT BENEFITS

A. School Employees Retirement System

Plan Description - The District participates in two cost-sharing, multiple employer postemployment benefit plans administered by the School Employees Retirement System (SERS) for non-certificated retirees and their beneficiaries, a Health Care Plan and a Medicare Part B Plan. The Health Care Plan includes hospitalization and physicians' fees through several types of plans including HMO's, PPO's, Medicare Advantage, and traditional indemnity plans. A prescription drug program is also available to those who elect health coverage. SERS employs two third-party administrators and a pharmacy benefit manager to manage the self-insurance and prescription drug plans, respectively. The Medicare Part B Plan reimburses Medicare Part B premiums paid by eligible retirees and beneficiaries as set forth in Section 3309.69 of the Ohio Revised Code. Qualified benefit recipients who pay Medicare Part B premiums may apply for and receive a monthly reimbursement from SERS. The reimbursement amount is limited by statute to the lesser of the January 1, 1999 Medicare Part B premium or the current premium. The Medicare Part B premium for calendar year 2012 was \$99.90 for most participants, but could be as high as \$319.70 per month depending on their income and the SERS' reimbursement to retirees was \$45.50. Benefit provisions and the obligations to contribute are established by the System based on authority granted by State statute. The financial reports of both Plans are included in the SERS Comprehensive Annual Financial Report which is available by contacting SERS at 300 East Broad St., Suite 100, Columbus, Ohio 43215-3746. It is also posted on the SERS' Ohio website, www.ohsers.org, under "Employers/Audit Resources".

Funding Policy - State statute permits SERS to fund the health care benefits through employer contributions. Each year, after the allocation for statutorily required benefits, the Retirement Board allocates the remainder of the employer contribution of 14 percent of covered payroll to the Health Care Fund. The Health Care Fund was established and is administered in accordance with Internal Revenue Code Section 105(e). For 2012, 0.55 percent of covered payroll was allocated to health care. An additional health care surcharge on employers is collected for employees earning less than an actuarially determined minimum compensation amount, pro-rated according to service credit earned. Statutes provide that no employer shall pay a health care surcharge greater than 2.0 percent of that employer's SERS-covered payroll; nor may SERS collect in aggregate more than 1.5 percent of the statewide SERS-covered payroll for the health care surcharge. For fiscal year 2012, the actuarially determined amount was \$35,800.

Active members do not contribute to the postemployment benefit plans. The Retirement Board establishes the rules for the premiums paid by the retirees for health care coverage for themselves and their dependents or for their surviving beneficiaries. Premiums vary depending on the plan selected, qualified years of service, Medicare eligibility and retirement status.

The District's contributions for health care (including surcharge) for the fiscal years ended June 30, 2012, 2011 and 2010 were \$52,270, \$78,262 and \$63,609, respectively; 61.66 percent has been contributed for fiscal year 2012 and 100 percent for fiscal years 2011 and 2010.

The Retirement Board, acting with advice of the actuary, allocates a portion of the employer contribution to the Medicare B Fund. For fiscal year 2012, this actuarially required allocation was 0.75 percent of covered payroll. The District's contributions for Medicare Part B for the fiscal years ended June 30, 2012, 2011, and 2010 were \$19,017, \$19,832 and \$20,795, respectively; 61.66 percent has been contributed for fiscal year 2012 and 100 percent for fiscal years 2011 and 2010.

**VALLEY VIEW LOCAL SCHOOL DISTRICT
MONTGOMERY COUNTY, OHIO**

NOTES TO THE BASIC FINANCIAL STATEMENTS
FOR THE FISCAL YEAR ENDED JUNE 30, 2012

NOTE 15 - POSTEMPLOYMENT BENEFITS - (Continued)

B. State Teachers Retirement System of Ohio

Plan Description - The District contributes to the cost sharing, multiple employer defined benefit Health Plan (the "Plan") administered by the State Teachers Retirement System of Ohio (STRS Ohio) for eligible retirees who participated in the defined benefit or combined pension plans offered by STRS Ohio. Benefits include hospitalization, physicians' fees, prescription drugs and reimbursement of monthly Medicare Part B premiums. The Plan is included in the report of STRS Ohio which may be obtained by visiting www.strsoh.org, under "Publications" or by calling (888) 227-7877.

Funding Policy - Ohio law authorizes STRS Ohio to offer the Plan and gives the Retirement Board authority over how much, if any, of the health care costs will be absorbed by STRS Ohio. Active employee members do not contribute to the Plan. All benefit recipients pay a monthly premium. Under Ohio law, funding for post-employment health care may be deducted from employer contributions. For 2012, STRS Ohio allocated employer contributions equal to 1 percent of covered payroll to the Health Care Stabilization Fund. The District's contributions for health care for the fiscal years ended June 30, 2012, 2011 and 2010 were \$88,928, \$93,161 and \$91,587, respectively; 83.52 percent has been contributed for fiscal year 2012 and 100 percent for fiscal years 2011 and 2010.

NOTE 16 - BUDGETARY BASIS OF ACCOUNTING

While reporting financial position, results of operations, and changes in fund balance on the basis of generally accepted accounting principles (GAAP), the budgetary basis as provided by law is based upon accounting for certain transactions on a basis of cash receipts and disbursements.

The statement of revenue, expenditures and changes in fund balance - budget and actual (non-GAAP budgetary basis) presented for the general fund is presented on the budgetary basis to provide a meaningful comparison of actual results with the budget. The major differences between the budget basis and the GAAP basis are that:

- (a) Revenues and other financing sources are recorded when received in cash (budget basis) as opposed to when susceptible to accrual (GAAP basis);
- (b) Expenditures and other financing uses are recorded when paid in cash (budget basis) as opposed to when the liability is incurred (GAAP basis);
- (c) In order to determine compliance with Ohio law, and to reserve that portion of the applicable appropriation, total outstanding encumbrances (budget basis) are recorded as the equivalent of an expenditure, as opposed to assigned or committed fund balance for that portion of outstanding encumbrances not already recognized as an account payable (GAAP basis);
- (d) Advances-in and advances-out are operating transactions (budget basis) as opposed to balance sheet transactions (GAAP basis);
- (e) Some funds are included in the general fund (GAAP basis), but have separate legally adopted budgets (budget basis); and,
- (f) Investments are reported at fair value (GAAP basis) rather than at cost (budget basis).

**VALLEY VIEW LOCAL SCHOOL DISTRICT
MONTGOMERY COUNTY, OHIO**

NOTES TO THE BASIC FINANCIAL STATEMENTS
FOR THE FISCAL YEAR ENDED JUNE 30, 2012

NOTE 16 - BUDGETARY BASIS OF ACCOUNTING - (Continued)

The adjustments necessary to convert the results of operations for the year on the budget basis to the GAAP basis for the general fund is as follows:

Net Change in Fund Balance

	<u>General fund</u>
Budget basis	\$ (1,834,840)
Net adjustment for revenue accruals	170,981
Net adjustment for expenditure accruals	277,934
Net adjustment for other sources/uses	111,040
Funds budgeted elsewhere	2,227
GAAP basis	<u>\$ (1,272,658)</u>

Certain funds that are legally budgeted in separate special revenue funds are considered part of the general fund on a GAAP basis. This includes the public school support fund, unclaimed monies fund, other grants fund, special enterprise fund, the underground storage tank fund and the school Hall of Fame fund.

NOTE 17 - CONTINGENCIES

A. Grants and ADM

The Auditor of State is currently performing a statewide review of supporting documentation for student attendance data reported to the Ohio Department of Education. The results of this review are still pending and will be reported separately to the Ohio Department of Education at a later date.

The District received financial assistance from federal and State agencies in the form of grants. The expenditure of funds received under these programs generally requires compliance with terms and conditions specified in the grant agreements and is subject to audit by the grantor agencies. Any disallowed claims resulting from such audits could become a liability of the general fund or other applicable funds. This also encompasses the Auditor of State's ongoing review of student attendance data. However, the effect of any such disallowed claims on the overall financial position of the District at June 30, 2012, if applicable, cannot be determined at this time.

B. Litigation

The District is not party to legal proceedings which, in the opinion of District management, will have a material effect, if any, on the financial condition of the District.

**VALLEY VIEW LOCAL SCHOOL DISTRICT
MONTGOMERY COUNTY, OHIO**

NOTES TO THE BASIC FINANCIAL STATEMENTS
FOR THE FISCAL YEAR ENDED JUNE 30, 2012

NOTE 18 - SET-ASIDES

The District is required by State law to annually set-aside certain general fund revenue amounts, as defined by statutory formula, for the acquisition and construction of capital improvements. Amounts not spent by the end of the fiscal year or offset by similarly restricted resources received during the year must be held in cash at fiscal year-end. This amount must be carried forward to be used for the same purpose in future years. Expenditures exceeding the set-aside requirement may not be carried forward to the next fiscal year.

The following cash-basis information describes the change in the fiscal year-end set-aside amount for capital improvements. Disclosure of this information is required by State statute.

	<u>Capital Improvements</u>
Set-aside balance June 30, 2011	\$ -
Current year set-aside requirement	330,588
Contributions in excess of the current fiscal year set-aside requirement	-
Current year qualifying expenditures	-
Excess qualified expenditures from prior years	-
Current year offsets	(849,550)
Waiver granted by ODE	-
Prior year offset from bond proceeds	<u>-</u>
Total	<u>\$ (518,962)</u>
Balance carried forward to fiscal year 2013	<u>\$ -</u>
Set-aside balance June 30, 2012	<u><u>\$ -</u></u>

Valley View Local School District
Montgomery County

Schedule of Federal Awards Receipts and Expenditures
For the Fiscal Year Ended June 30, 2012

Federal Grantor/ Pass Through Grantor/ Program Title	Pass Through Entity Number	Federal CFDA Number	Receipts	Non-Cash Receipts	Disbursements	Non-Cash Disbursements
United States Department of Agriculture						
<i>Passed through Ohio Department of Education</i>						
<i>Nutrition Cluster:</i>						
School Breakfast Program	3L70	10.553	\$ 12,795		\$ 12,795	
National School Lunch Program	3L60	10.555	202,048	44,072	202,048	44,072
Total - Nutrition Cluster			214,843	44,072	214,843	44,072
Total United States Department of Agriculture			214,843	44,072	214,843	44,072
United States Department of Education						
<i>Passed through Ohio Department of Education</i>						
<i>Special Education Cluster:</i>						
Special Education - Grants to States	3M20	84.027	316,638	-	344,825	-
Special Education - Preschool Grants	3C50	84.173	3,784	-	5,166	-
ARRA - Special Education Grants to States, Recovery Act	3DJ0	84.391	289,505	-	286,812	-
Total Special Education Cluster			609,927	-	636,803	-
<i>Title I, Part A Cluster:</i>						
Title I Grants to Local Educational Agencies	3M00	84.010	124,181	-	181,667	-
ARRA - Title I Grants to Local Educational Agencies, Recovery Act	3DK0	84.389	31,017	-	37,029	-
Total Title I, Part A Cluster			155,198	-	218,696	-
Education Jobs Fund	3ET0	84.410	320,548		388,350	
State Fiscal Stabilization Funds (SFSF) -Race-to-the-Top Incentive Grants, Recovery Act	3FD0	84.395	-	-	7,193	-
Educational Technology State Grants	3S20	84.318	-	-	1,681	-
Improving Teacher Quality State Grants	3Y60	84.367	46,535	-	51,062	-
ARRA - State Fiscal Stabilization Fund (SFSF) - Education State Grants, Recovery Act	GRF	84.394	-	-	198,694	-
Total Passed through Ohio Department of Education			367,083	-	646,980	-
Total United States Department of Education			1,132,208	-	1,502,479	-
Total Federal Financial Assistance			\$ 1,347,051	\$ 44,072	\$ 1,717,322	\$ 44,072

See Notes to the Schedule of Federal Awards Receipts and Expenditures.

**VALLEY VIEW LOCAL SCHOOL DISTRICT
MONTGOMERY COUNTY**

**NOTES TO THE SCHEDULE OF FEDERAL AWARDS RECEIPTS AND EXPENDITURES
FOR THE FISCAL YEAR ENDED JUNE 30, 2012**

NOTE A - SIGNIFICANT ACCOUNTING POLICIES

The accompanying Schedule of Federal Awards Receipts and Expenditures is a summary of the activity of the District's federal award programs. The Schedule has been prepared on the cash basis of accounting.

NOTE B - FOOD DISTRIBUTIONS

Program regulations do not require the District to maintain separate inventory records from purchased food and food received from the U.S. Department of Agriculture. This nonmonetary assistance (expenditures) is reported in the Schedule at the fair market value of the commodities received.

Cash receipts from the U.S. Department of Agriculture are commingled with State grants. It is assumed federal monies are expended first.



Balestra, Harr & Scherer, CPAs, Inc.

Accounting, Auditing and Consulting Services for Federal, State and Local Governments

www.bhscpas.com

Report on Internal Control Over Financial Reporting and on Compliance and Other Matters Required by *Government Auditing Standards*

Members of the Board of Education
Valley View Local School District
59 Peffley Street
Germantown, Ohio 45327

We have audited the financial statements of the governmental activities, the major fund, and the aggregate remaining fund information of the Valley View Local School District, Montgomery County, Ohio (the District), as of and for the year ended June 30, 2012, which collectively comprise the District's basic financial statements and have issued our report thereon dated December 14, 2012 wherein we noted that the District implemented GASB Statements No. 57 and 64. We conducted our audit in accordance with auditing standards generally accepted in the United States of America and the standards applicable to financial audits contained in the Comptroller General of the United States' *Government Auditing Standards*.

Internal Control over Financial Reporting

In planning and performing our audit, we considered the District's internal control over financial reporting as a basis for designing our audit procedures for the purpose of expressing our opinions on the financial statements, but not for the purpose of opining on the effectiveness of the District's internal controls over financial reporting. Accordingly, we have not opined on the effectiveness of the District's internal control over financial reporting.

A *deficiency in internal control* exists when the design or operation of a control does not allow management or employees, when performing their assigned functions, to prevent, or detect and timely correct misstatements. A *material weakness* is a deficiency, or combination of internal control deficiencies resulting in more than a reasonable possibility that a material misstatement of the District's financial statements will not be prevented, or detected and timely corrected.

Our consideration of internal control over financial reporting was for the limited purpose described in the first paragraph of this section and would not necessarily identify all deficiencies in internal control that might be deficiencies, significant deficiencies or material weaknesses. We did not identify any deficiencies in internal control over financial reporting that we consider material weaknesses, as defined above. However, we identified a certain deficiency in internal control over financial reporting, described in the accompanying schedule of findings that we consider a significant deficiency in internal control over financial reporting. We consider finding 2012-001 to be a significant deficiency. A *significant deficiency* is a deficiency, or a combination of deficiencies, in internal control that is less severe than a material weakness, yet important enough to merit attention by those charged with governance.

Compliance and Other Matters

As part of reasonably assuring whether the District's financial statements are free of material misstatement, we tested its compliance with certain provisions of laws, regulations, contracts, and grant agreements, noncompliance with which could directly and materially affect the determination of financial statement amounts. However, providing an opinion on compliance with those provisions was not an objective of our audit and accordingly, we do not express an opinion. The results of our tests disclosed no instances of noncompliance or other matters we must report under *Government Auditing Standards*.

We did note certain matters not requiring inclusion in this report that we reported to the District's management in a separate letter dated December 14, 2012.

The District's response to the finding identified in our audit is described in the accompanying schedule of findings. We did not audit the District's response and, accordingly, we express no opinion on it.

We intend this report solely for the information and use of management, the Board of Education, federal awarding agencies, pass-through entities, and others within the District. We intend it for no one other than these specified parties.

Balestra, Harr & Scherer, CPAs
Balestra, Harr & Scherer, CPAs, Inc.
December 14, 2012



Balestra, Harr & Scherer, CPAs, Inc.

Accounting, Auditing and Consulting Services for Federal, State and Local Governments

www.bhscpas.com

Report on Compliance with Requirements Applicable to Each Major Federal Program and on Internal Control Over Compliance Required by OMB Circular A-133

Members of the Board of Education
Valley View Local School District
59 Peffley Street
Germantown, Ohio 45327

Compliance

We have audited the compliance of Valley View Local School District, Montgomery County, Ohio (the District) with the types of compliance requirements described in the U.S. Office of Management and Budget (OMB) *Circular A-133, Compliance Supplement* that could directly and materially affect each of Valley View Local School District's major federal programs for the year ended June 30, 2012. The summary of auditor's results section of the accompanying schedule of findings identifies the District's major federal programs. The District's management is responsible for complying with the requirements of laws, regulations, contracts, and grants applicable to each major federal program. Our responsibility is to express an opinion on the District's compliance based on our audit.

We conducted our audit of compliance in accordance with auditing standards generally accepted in the United States of America; the standards applicable to financial audits included in the Comptroller General of the United States' *Government Auditing Standards*; and OMB Circular A-133, *Audits of States, Local Governments, and Non-Profit Organizations*. Those standards and OMB Circular A-133 require that we plan and perform the audit to reasonably assure whether noncompliance occurred with the compliance requirements referred to above that could directly and materially affect a major federal program. An audit includes examining, on a test basis, evidence about the District's compliance with those requirements and performing other procedures we considered necessary in the circumstances. We believe our audit provides a reasonable basis for our opinion. Our audit does not provide a legal determination on the District's compliance with those requirements.

In our opinion, Valley View Local School District complied, in all material respects, with the requirements referred to above that could directly and materially affect each of its major federal programs for the year ended June 30, 2012.

Internal Control Over Compliance

The District's management is responsible for establishing and maintaining effective internal control over compliance with the requirements of laws, regulations, contracts, and grants applicable to federal programs. In planning and performing our audit, we considered the District's internal control over compliance with requirements that could directly and materially affect a major federal program, to determine our auditing procedures for the purpose of opining on compliance and to test and report on internal control over compliance in accordance with OMB Circular A-133, but not for the purpose of opining on the effectiveness of internal control over compliance. Accordingly, we have not opined on the effectiveness of the District's internal control over compliance.

Members of the Board of Education
Valley View Local School District
Report on Compliance with Requirements Applicable to each Major Federal Program and on
Internal Control Over Compliance Required by OMB Circular A-133
Page 2

A deficiency in internal control over compliance exists when the design or operation of a control over compliance does not allow management or employees, when performing their assigned functions, to prevent, or to timely detect and correct, noncompliance with a federal program compliance requirement. A *material weakness* in internal control over compliance is a deficiency, or combination of deficiencies, in internal control over compliance, such that there is a reasonable possibility that material noncompliance with a federal program compliance requirement will not be prevented, or timely detected and corrected.

Our consideration of internal control over compliance was for the limited purpose described in the first paragraph of this section and would not necessarily identify all deficiencies in internal control over compliance that might be deficiencies, significant deficiencies or material weaknesses. We did not identify any deficiencies in internal control over compliance that we consider to be material weaknesses, as defined above.

We intend this report solely for the information and use of management, the Board of Education, others within the entity, federal awarding agencies, and pass-through entities. It is not intended for anyone other than these specified parties.

Balestra, Harr & Scherer, CPAs

Balestra, Harr & Scherer, CPAs, Inc.
December 14, 2012

**Valley View Local School District
Montgomery County, Ohio**

**Schedule of Findings
OMB Circular A-133 Section §.505
June 30, 2012**

1. SUMMARY OF AUDITOR'S RESULTS

(d)(1)(i)	Type of Financial Statement Opinion	Unqualified
(d)(1)(ii)	Were there any material weaknesses reported at the financial statement level (GAGAS)?	No
(d)(1)(ii)	Were there any other significant control deficiencies reported at the financial statement level (GAGAS)?	Yes
(d)(1)(iii)	Was there any reported noncompliance at the financial statement level (GAGAS)?	No
(d)(1)(iv)	Were there any material internal control weaknesses reported for major federal programs?	No
(d)(1)(iv)	Were there any other significant internal control deficiencies reported for major federal programs?	No
(d)(1)(v)	Type of Major Program's Compliance Opinion	Unqualified
(d)(1)(vi)	Are there any reportable findings under §.510(a)?	No
(d)(1)(vii)	Major Programs (list):	<p>Special Education Cluster: Special Education Grants to States; CFDA# 84.027 Special Education Grants to States – ARRA; CFDA# 84.391 Special Education Preschool Grants; CFDA# 84.173 Education Jobs Fund; CFDA# 84.410</p>
(d)(1)(viii)	Dollar Threshold: Type A\B Programs	Type A: > \$300,000 Type B: all others
(d)(1)(ix)	Low Risk Auditee?	Yes

**Valley View Local School District
Montgomery County, Ohio**

**Schedule of Findings
OMB Circular A-133 Section §.505
June 30, 2012**

**2. FINDINGS RELATED TO THE FINANCIAL STATEMENTS
REQUIRED TO BE REPORTED IN ACCORDANCE WITH GAGAS**

Finding 2012-001

The District restated the beginning fund balances in the General Fund and the Permanent Improvement Fund. This restatement was to correct expenditures paid from the General Fund that should have been paid from the Permanent Improvement fund in fiscal year 2011 in the amount of \$942,418.

The District should implement monitoring controls to ensure that all financial reports are correctly stated.

District's Response:

This was a one-time clerical error that will not happen again due to monitoring controls currently in place.

3. FINDINGS AND QUESTIONED COSTS FOR FEDERAL AWARDS

None noted



Dave Yost • Auditor of State

VALLEY VIEW LOCAL SCHOOL DISTRICT

MONTGOMERY COUNTY

CLERK'S CERTIFICATION

This is a true and correct copy of the report which is required to be filed in the Office of the Auditor of State pursuant to Section 117.26, Revised Code, and which is filed in Columbus, Ohio.

Susan Babbitt

CLERK OF THE BUREAU

CERTIFIED
FEBRUARY 19, 2013