

**ROCKY RIVER  
CITY SCHOOL DISTRICT  
CUYAHOGA COUNTY, OHIO**

**SINGLE AUDIT REPORT**

**FOR THE FISCAL YEAR  
ENDED JUNE 30, 2012**

***James G. Zupka, CPA, Inc.***  
**Certified Public Accountants**





# Dave Yost • Auditor of State

Board of Education  
Rocky River City School District  
1101 Morewood Parkway  
Rocky River, Ohio, 44116

We have reviewed the *Independent Auditor's Report* of the Rocky River City School District, Cuyahoga County, prepared by James G. Zupka, CPA, Inc., for the audit period July 1, 2011 through June 30, 2012. Based upon this review, we have accepted these reports in lieu of the audit required by Section 117.11, Revised Code. The Auditor of State did not audit the accompanying financial statements and, accordingly, we are unable to express, and do not express an opinion on them.

Our review was made in reference to the applicable sections of legislative criteria, as reflected by the Ohio Constitution, and the Revised Code, policies, procedures and guidelines of the Auditor of State, regulations and grant requirements. The Rocky River City School District is responsible for compliance with these laws and regulations.

A handwritten signature in black ink that reads "Dave Yost".

Dave Yost  
Auditor of State

January 28, 2013

**This page intentionally left blank.**

**ROCKY RIVER CITY SCHOOL DISTRICT  
CUYAHOGA COUNTY, OHIO  
AUDIT REPORT  
FOR THE FISCAL YEAR ENDED JUNE 30, 2012**

---

---

TABLE OF CONTENTS

	<u>PAGE</u>
Report on Internal Control over Financial Reporting and on Compliance and Other Matters Based on an Audit of Financial Statements Performed in Accordance with <i>Government Auditing Standards</i>	1-2
Report on Compliance with Requirements that Could Have a Direct and Material Effect on Each Major Program and on Internal Control Over Compliance in Accordance with OMB Circular A-133	3-5
Schedule of Expenditures of Federal Awards	6
Notes to the Supplemental Schedule of Expenditures of Federal Awards	7
Schedule of Findings and Questioned Costs	8
Schedule of Prior Audit Findings and Recommendations	9

**This page intentionally left blank.**

**JAMES G. ZUPKA, C.P.A., INC.**  
*Certified Public Accountants*  
5240 East 98<sup>th</sup> Street  
Garfield Hts., Ohio 44125

---

Member American Institute of Certified Public Accountants

(216) 475 - 6136

Ohio Society of Certified Public Accountants

**REPORT ON INTERNAL CONTROL OVER FINANCIAL REPORTING  
AND ON COMPLIANCE AND OTHER MATTERS BASED ON AN AUDIT OF  
FINANCIAL STATEMENTS PERFORMED IN ACCORDANCE WITH  
GOVERNMENT AUDITING STANDARDS**

Board of Education  
Rocky River City School District  
Rocky River, Ohio

We have audited the financial statements of the governmental activities, each major fund, and the aggregate remaining fund information of the Rocky River City School District, Cuyahoga County, Ohio, as of and for the year ended June 30, 2012, which collectively comprise the Rocky River City School District, Ohio's basic financial statements and have issued our report thereon dated December 14, 2012. We conducted our audit in accordance with auditing standards generally accepted in the United States of America and the standards applicable to financial audits contained in *Government Auditing Standards*, issued by the Comptroller General of the United States.

**Internal Control Over Financial Reporting**

Management of the Rocky River City School District, Ohio, is responsible for establishing and maintaining effective internal control over financial reporting. In planning and performing our audit, we considered the Rocky River City School District, Ohio's internal control over financial reporting as a basis for designing our auditing procedures for the purpose of expressing our opinions on the financial statements, but not for the purpose of expressing an opinion on the effectiveness of the Rocky River City School District, Ohio's internal control over financial reporting. Accordingly, we do not express an opinion on the effectiveness of the Rocky River City School District, Ohio's internal control over financial reporting.

*A deficiency in internal control* exists when the design or operation of a control does not allow management or employees, in the normal course of performing their assigned functions, to prevent, or detect and correct misstatements on a timely basis. *A material weakness* is a deficiency, or a combination of deficiencies, in internal control such that there is a reasonable possibility that a material misstatement of the entity's financial statements will not be prevented, or detected and corrected on a timely basis.

Our consideration of internal control over financial reporting was for the limited purpose described in the first paragraph of this section and was not designed to identify all deficiencies in internal control over financial reporting that might be deficiencies, significant deficiencies, or material weaknesses. We did not identify any deficiencies in internal control over financial reporting that we consider to be material weaknesses, as defined above.

**Compliance and Other Matters**

As part of obtaining reasonable assurance about whether the Rocky River City School District, Ohio's financial statements are free of material misstatement, we performed tests of its compliance with certain provisions of laws, regulations, contracts, and grant agreements, noncompliance with which could have a direct and material effect on the determination of financial statement amounts. However, providing an opinion on compliance with those provisions was not an objective of our audit, and accordingly, we do not express such an opinion. The results of our tests disclosed no instances of noncompliance or other matters that are required to be reported under *Government Auditing Standards*.

We noted certain matters that we reported to the management of the Rocky River City School District, Ohio, in a separate letter dated December 14, 2012.

This report is intended solely for the information and use of management, the Board of Education, others within the entity, federal awarding agencies and pass-through entities and is not intended to be and should not be used by anyone other than these specified parties.



James G. Zupka, CPA, Inc.  
Certified Public Accountants

December 14, 2012



**JAMES G. ZUPKA, C.P.A., INC.**

*Certified Public Accountants*

*5240 East 98<sup>th</sup> Street*

*Garfield Hts., Ohio 44125*

---

Member American Institute of Certified Public Accountants

(216) 475 - 6136

Ohio Society of Certified Public Accountants

**REPORT ON COMPLIANCE WITH REQUIREMENTS THAT COULD HAVE A  
DIRECT AND MATERIAL EFFECT ON EACH MAJOR PROGRAM AND ON  
INTERNAL CONTROL OVER COMPLIANCE  
IN ACCORDANCE WITH OMB CIRCULAR A-133**

Board of Education  
Rocky River City School District  
Rocky River, Ohio

**Compliance**

We have audited the Rocky River City School District, Cuyahoga County, Ohio's compliance with the types of compliance requirements described in the *OMB Circular A-133 Compliance Supplement* that could have a direct and material effect on the Rocky River City School District, Ohio's major federal programs for the year ended June 30, 2012. The Rocky River City School District, Ohio's major federal programs are identified in the Summary of Auditors' Results section of the accompanying Schedule of Findings and Questioned Costs. Compliance with the requirements of laws, regulations, contracts, and grants applicable to its major federal program is the responsibility of the Rocky River City School District, Ohio's management. Our responsibility is to express an opinion on the Rocky River City School District, Ohio's compliance based on our audit.

We conducted our audit of compliance in accordance with auditing standards generally accepted in the United States of America; the standards applicable to financial audits contained in *Government Auditing Standards*, issued by the Comptroller General of the United States; and OMB Circular A-133, *Audits of States, Local Governments, and Non-Profit Organizations*. Those standards and OMB Circular A-133 require that we plan and perform the audit to obtain reasonable assurance about whether noncompliance with the types of compliance requirements referred to above that could have a direct and material effect on a major federal program occurred. An audit includes examining, on a test basis, evidence about the Rocky River City School District, Ohio's compliance with those requirements and performing such other procedures as we considered necessary in the circumstances. We believe that our audit provides a reasonable basis for our opinion. Our audit does not provide a legal determination of the Rocky River City School District, Ohio's compliance with those requirements.

In our opinion, the Rocky River City School District, Ohio, complied, in all material respects, with the compliance requirements referred to above that could have a direct and material effect on its major federal program for the year ended June 30, 2012.

## **Internal Control Over Compliance**

Management of the Rocky River City School District, Ohio, is responsible for establishing and maintaining effective internal control over compliance with requirements of laws, regulations, contracts, and grants applicable to federal programs. In planning and performing our audit, we considered the Rocky River City School District, Ohio's internal control over compliance with requirements that could have a direct and material effect on a major federal program to determine the auditing procedures for the purpose of expressing our opinion on compliance and to test and report on internal control over compliance in accordance with OMB Circular A-133, but not for the purpose of expressing an opinion on the effectiveness of internal control over compliance. Accordingly, we do not express an opinion on the effectiveness of the Rocky River City School District, Ohio's internal control over compliance.

*A deficiency in internal control over compliance* exists when the design or operation of a control over compliance does not allow management or employees, in the normal course of performing their assigned functions, to prevent, or detect and correct, noncompliance with a type of compliance requirement of a federal program on a timely basis. *A material weakness in internal control over compliance* is a deficiency, or combination of deficiencies, in internal control over compliance, such that there is a reasonable possibility that material noncompliance with a type of compliance requirement of a federal program will not be prevented, or detected and corrected, on a timely basis.

Our consideration of internal control over compliance was for the limited purpose described in the first paragraph of this section and was not designed to identify all deficiencies in internal control over compliance that might be deficiencies, significant deficiencies, or material weaknesses. We did not identify any deficiencies in internal control over compliance that we consider to be material weaknesses, as defined above.

We have audited the financial statements of the governmental activities, each major fund, and the aggregate remaining fund information of the Rocky River City School District, Ohio, as of and for the year ended June 30, 2012, and have issued our report thereon dated December 14, 2012, which contained unqualified opinions on those financial statements. Our audit was performed for the purpose of forming opinions on the financial statements as a whole. The accompanying Schedule of Expenditures of Federal Awards is presented for the purpose of additional analysis as required by U.S. Office of Management and Budget Circular A-133, *Audits of States, Local Governments, and Non-Profit Organizations*, and is not a required part of the financial statements. Such information is the responsibility of management and was derived from and related directly to the underlying accounting and other records used to prepare the financial statements. The information has been subjected to the auditing procedures applied in the audit of the financial statements and certain additional procedures, including comparing and reconciling such information directly to the underlying accounting and other records used to prepare the financial statements or to the financial statements themselves, and other additional procedures in accordance with auditing standards generally accepted in the United States of America. In our opinion, the Schedule of Expenditures of federal awards is fairly stated in all material respects in relation to the financial statements as a whole.

This report is intended solely for the information and use of management, the Board of Education, others within the entity, federal awarding agencies and pass-through entities and is not intended to be and should not be used by anyone other than these specified parties.

*James G. Zupka, CPA, Inc.*

James G. Zupka, CPA, Inc.  
Certified Public Accountants

December 14, 2012

**ROCKY RIVER CITY SCHOOL DISTRICT  
CUYAHOGA COUNTY, OHIO  
SCHEDULE OF EXPENDITURES OF FEDERAL AWARDS  
FOR THE YEAR ENDED JUNE 30, 2012**

Federal Grantor/ Pass-Through Grantor/ Program or Cluster Title	Federal CFDA Number	Receipts	Non-Cash Receipts	Expenditures	Non-Cash Expenditures
<b>U.S. Department of Agriculture</b>					
<b>Passed through Ohio Department of Education</b>					
<i>Child Nutrition Cluster:</i>					
Special Milk Program	10.556	\$ 11,058	\$ 0	\$ 11,058	\$ 0
National School Lunch Program-See Note 2	10.555	99,245	28,800	99,245	28,800
<i>Total Child Nutrition Cluster</i>		<u>110,303</u>	<u>28,800</u>	<u>110,303</u>	<u>28,800</u>
<b>Total U.S. Department of Agriculture</b>		<u>110,303</u>	<u>28,800</u>	<u>110,303</u>	<u>28,800</u>
<b>U.S. Department of Education</b>					
<b>Passed through Ohio Department of Education</b>					
<i>Title I Grant Cluster:</i>					
Title I - Grants to Local Educational Agencies	84.010	189,271	0	189,249	0
ARRA - Title I Grants to Local Educational Agencies	84.389	0	0	820	0
<i>Total Title I Grant Cluster</i>		<u>189,271</u>	<u>0</u>	<u>190,069</u>	<u>0</u>
<i>Special Education Cluster:</i>					
Special Education Grants to States - IDEA, Part B	84.027	699,801	0	758,500	0
Special Education - Pre-School Grants	84.173	10,693	0	10,693	0
ARRA - Special Education Grants to States, Recovery Act	84.391	119,740	0	52,047	0
<b>Total Special Education Cluster</b>		<u>830,234</u>	<u>0</u>	<u>821,240</u>	<u>0</u>
Education Technology (Title II, Part D)	84.318	1,349	0	1,349	0
Improving Teacher Quality State Grants, Title II-A	84.367	55,404	0	55,404	0
<i>English Language Acquisition Cluster:</i>					
English Language Acquisition Grant	84.365	14,965	0	14,669	0
Immigrant Grant (Title III)	84.365	2,138	0	2,138	0
<i>Total English Language Acquisition Cluster</i>		<u>17,103</u>	<u>0</u>	<u>16,807</u>	<u>0</u>
ARRA - Race to the Top	84.395A	3,150	0	3,150	0
Education Jobs Fund	84.410	60,812	0	60,812	0
<b>Total U.S. Department of Education</b>		<u>1,157,323</u>	<u>0</u>	<u>1,148,831</u>	<u>0</u>
<b>TOTAL EXPENDITURES OF FEDERAL AWARDS</b>		<u>\$ 1,267,626</u>	<u>\$ 28,800</u>	<u>\$ 1,259,134</u>	<u>\$ 28,800</u>

See accompanying notes to Supplemental Schedule of Expenditures of Federal Awards.

**ROCKY RIVER CITY SCHOOL DISTRICT  
CUYAHOGA COUNTY, OHIO  
NOTES TO THE SUPPLEMENTAL SCHEDULE OF  
EXPENDITURES OF FEDERAL AWARDS  
JUNE 30, 2012**

---

---

**NOTE 1: SIGNIFICANT ACCOUNTING POLICIES**

The accompanying Schedule of Expenditures of Federal Awards summarizes activity of the District's federal award programs. The Schedule has been prepared on the cash basis of accounting.

**NOTE 2: CHILD NUTRITION CLUSTER**

Cash receipts from the U.S. Department of Agriculture are commingled with State grants. It is assumed federal monies are expended first.

**NOTE 3: FOOD DONATION PROGRAM**

Program regulations do not require the District to maintain separate inventory records for purchased food and food received from the U.S. Department of Agriculture. This non-monetary assistance (expenditures) is reported in the Schedule at the fair value of the commodities received.

**ROCKY RIVER CITY SCHOOL DISTRICT  
 CUYAHOGA COUNTY, OHIO  
 SCHEDULE OF FINDINGS AND QUESTIONED COSTS  
 OMB CIRCULAR A-133 & §.505  
 JUNE 30, 2012**

---

**1. SUMMARY OF AUDITOR'S RESULTS**

2012(i)	Type of Financial Statement Opinion	Unqualified
2012(ii)	Were there any material control weakness conditions reported at the financial statement level (GAGAS)?	No
2012(ii)	Were there any significant deficiencies in internal control reported at the financial statement level (GAGAS)?	No
2012(iii)	Was there any reported noncompliance at the financial statement level (GAGAS)?	No
2012(iv)	Were there any material internal control weaknesses reported for major federal programs?	No
2012(iv)	Were there any other significant deficiencies in internal control reported for major federal programs?	No
2012(v)	Type of Major Program's Compliance Opinion	Unqualified
2012(vi)	Are there any reportable findings under .510?	No
2012(vii)	Major Programs (list):  Special Education Cluster: Special Education - Grants to States, CFDA #84.027 ARRA - Special Education - Grants to States, Recovery Act, CFDA #84.391 Special Education Pre-School, CFDA # 84.173	
2012(viii)	Dollar Threshold: Type A\B Program	Type A: \$300,000 or more Type B: All others less than \$300,000
2012(ix)	Low Risk Auditee?	Yes

**2. FINDINGS RELATED TO THE FINANCIAL STATEMENTS REQUIRED TO BE REPORTED IN ACCORDANCE WITH GAGAS**

None.

**3. FINDINGS AND QUESTIONED COSTS FOR FEDERAL AWARDS**

None.

**ROCKY RIVER CITY SCHOOL DISTRICT  
CUYAHOGA COUNTY, OHIO  
SCHEDULE OF PRIOR AUDIT FINDINGS AND RECOMMENDATIONS  
FOR THE YEAR ENDED JUNE 30, 2012**

---

---

Management letter recommendations as of June 30, 2011, have been corrected, repeated, or procedures instituted to prevent occurrences in this audit period.

**This page intentionally left blank.**



# Comprehensive Annual Financial Report


For the fiscal year ended June 30, 2012



*Madigan O'Malley*  
Grade 2

**ROCKY RIVER CITY SCHOOL DISTRICT**  
Cuyahoga County • Ohio

**This page intentionally left blank.**



*Emily DeCrane*  
Grade 12

**ROCKY RIVER CITY SCHOOL DISTRICT**  
Cuyahoga County, Ohio

**This page intentionally left blank.**

# Comprehensive Annual Financial Report

For the fiscal year ended June 30, 2012

Prepared by Treasurer's Office  
Greg R. Markus, CPA • Treasurer



**ROCKY RIVER CITY SCHOOL DISTRICT**  
Cuyahoga County, Ohio



**Rocky River City School District**  
*Comprehensive Annual Financial Report*  
*For the Fiscal Year Ended June 30, 2012*  
*Table of Contents*

---

<b>Title Page</b>	Page
Table of Contents .....	i - iv
 <b>I. Introductory Section</b>	
Letter of Transmittal.....	1
List of Principal Officials .....	28
Organizational Chart.....	29
GFOA Certificate of Achievement.....	30
 <b>II. Financial Section</b>	
Independent Accountants' Report .....	31
Management's Discussion and Analysis .....	33
Basic Financial Statements	
Government-wide Financial Statements:	
Statement of Net Assets .....	51
Statement of Activities.....	52
Fund Financial Statements:	
Balance Sheet - Governmental Funds.....	53
Reconciliation of Total Governmental Fund Balances to Net Assets of Governmental Activities .....	54
Statement of Revenues, Expenditures and Changes in Fund Balances - Governmental Funds .....	55
Reconciliation of the Statement of Revenues, Expenditures and Changes in Fund Balances of Governmental Funds to the Statement of Activities.....	56
Statement of Revenues, Expenditures and Changes in Fund Balance – Budget and Actual (Non-GAAP Budgetary Basis) - General Fund .....	57
Statement of Fiduciary Net Assets - Fiduciary Funds .....	58
Statement of Changes in Fiduciary Net Assets - Fiduciary Fund .....	59
Notes to the Basic Financial Statements.....	61

Combining and Individual Fund Statements and Schedules:

Major Funds:

Fund Descriptions – Major Governmental Funds .....	98
Schedule of Revenues, Expenditures and Changes in Fund Balance - Budget and Actual (Non-GAAP Budgetary Basis) - General Fund.....	99
Schedule of Revenues, Expenditures and Changes in Fund Balance - Budget and Actual (Non-GAAP Budgetary Basis) - Bond Retirement Fund .....	103
Schedule of Revenues, Expenditures and Changes in Fund Balance - Budget and Actual (Non-GAAP Budgetary Basis) - Building Fund.....	104

Combining Statements - Nonmajor Governmental Funds:

Combining Balance Sheet - Nonmajor Governmental Funds .....	105
Combining Statement of Revenues, Expenditures and Changes in Fund Balances – Nonmajor Governmental Funds .....	106

Combining Statements and Individual Fund Schedules - Nonmajor Special Revenue Funds:

Fund Descriptions - Nonmajor Special Revenue Funds.....	107
Combining Balance Sheet - Nonmajor Special Revenue Funds .....	110
Combining Statement of Revenues, Expenditures and Changes in Fund Balances - Nonmajor Special Revenue Funds.....	114

Schedules of Revenues, Expenditures and Changes in  
Fund Balance - Budget and Actual (Non-GAAP Budgetary Basis):

Nonmajor Special Revenue Funds:

Food Service Fund.....	118
Special Trust Fund.....	119
Other Grants Fund .....	120
District Managed Activity Fund.....	121
Auxiliary Services Fund .....	122
Education Management Information Systems Fund .....	123
Data Communications Fund .....	124
Education Jobs Fund .....	125
Race To The Top Fund.....	126
Title VI-B Fund .....	127
Title III Fund .....	128
Title I Fund.....	129
Preschool Disability Fund .....	130
Title II-A Fund .....	131
Miscellaneous Federal Grants Fund .....	132
Unclaimed Monies Fund .....	133
Uniform School Supplies Fund .....	134
Beach Building Fund.....	135
Building Rotary Fund.....	136
Public School Support Fund .....	137



Individual Fund Schedule – Nonmajor Capital Projects Fund:

Fund Description – Nonmajor Capital Projects Fund ..... 138

Schedules of Revenues, Expenditures and Changes in  
Fund Balance - Budget and Actual (Non-GAAP Budgetary Basis):

Nonmajor Capital Projects Fund:

    Permanent Improvements Fund..... 139

Combining Statements and Individual Fund Schedules - Fiduciary Funds:

Fund Descriptions - Fiduciary Funds ..... 140

Schedule of Revenues, Expenses and Changes in Fund Equity -  
Budget and Actual (Non-GAAP Budgetary Basis) – Private-Purpose Trust Fund:

    Special Trust Fund ..... 141

    Statement of Changes in Assets and Liabilities - Agency Fund ..... 142

**III. Statistical Section**

Table of Contents ..... 143

Net Assets by Component - Last Ten Fiscal Years  
(Accrual Basis of Accounting) ..... 144

Changes in Net Assets - Last Ten Fiscal Years  
(Accrual Basis of Accounting) ..... 146

Fund Balances, Governmental Funds - Last Ten Fiscal  
Years (Modified Accrual Basis of Accounting) ..... 152

Changes in Fund Balances, Governmental Funds – Last  
Ten Fiscal Years (Modified Accrual Basis of Accounting) ..... 154

Assessed Valuation and Estimated Actual Value of Taxable  
Property - Last Ten Years..... 156

Direct and Overlapping Property Tax Rates - Last  
Ten Years ..... 158

Principal Taxpayers, Real Estate Tax - December 31,  
2011 and December 31, 2002..... 159

Principal Taxpayers, Tangible Personal Property and Public Utility Property Tax -  
December 31, 2011 and December 31, 2002..... 160


Property Tax Levies and Collections - Last  
Ten Fiscal Years ..... 162

Ratios of Outstanding Debt by Type - Last  
Ten Fiscal Years ..... 164

Ratios of General Bonded Debt Outstanding - Last Ten Fiscal Years .....	165
Direct and Overlapping Governmental Activities Debt - June 30, 2012.....	166
Legal Debt Margin Information - Last Ten Fiscal Years .....	167
Demographic and Economic Statistics - Last Ten Fiscal Years .....	168
Principal Employers - Current Year and Six Years Ago .....	169
Staffing Statistics, Full Time Equivalents (FTE) by Type and Function - Last Ten Fiscal Years .....	170
Operating Indicators by Function - Last Ten Fiscal Years .....	172
Capital Asset Statistics - Last Ten Fiscal Years .....	174
School Building Information - Last Ten Fiscal Years .....	176
Operating Statistics - Last Ten Fiscal Years .....	178
Certificated Teaching Staff Education, Experience and Average Salary Information - Last Ten Fiscal Years .....	180

Comprehensive Annual Financial Report  
For the fiscal year ended June 30, 2012

# Introductory Section



**ROCKY RIVER CITY SCHOOL DISTRICT**  
Cuyahoga County, Ohio





December 14, 2012

To the Board of Education, residents of the Rocky River City School District and other interested parties:

We are pleased to submit to you the Comprehensive Annual Financial Report (CAFR) of the Rocky River City School District (the “District”) for the fiscal year ended June 30, 2012. This CAFR, which includes financial statements and other financial and statistical data, conforms to generally accepted accounting principles as applicable to governmental entities. Responsibility for both the accuracy of the data presented, and the completeness and fairness of the presentation, including all disclosures, rests with the District. To the best of our knowledge and belief, the enclosed data are accurate in all material respects and are reported in a manner designed to present fairly the financial position and results of operations of the District. All disclosures necessary to enable the reader to gain an understanding of the District's financial activities have been included.

The report provides the taxpayers of the District, bond rating agencies and other interested parties with comprehensive financial information, enabling them to gain a clear understanding of the District's finances. This report is intended to contribute to meeting the accountability requirements of the public. Copies will be distributed to all school buildings, the Rocky River Public Library, the Rocky River Chamber of Commerce, rating agencies and other interested organizations. Copies will be made available to all residents of the District or any other interested party through the District's web site at [www.rrcs.org](http://www.rrcs.org).

## **The District**

### *History<sup>1</sup>*

The District has a long and rich tradition of academic excellence by providing a plethora of educational opportunities to its students. Early settlers in what is now Rocky River realized the importance of education for their children. The first grammar school in the area was built around 1840 at the corner of Wagar and Detroit Roads. The next schoolhouse, a one-room red brick structure, held eight grades and was built around 1890 at the northeast corner of Center Ridge and Northview Roads.

Rocky River's first high school was organized in 1892 at the site of the old Wooster School on Wooster Road. Five students graduated in 1897, the first graduating class. On January 7, 1919, a new high school at the corner of Lakeview and Riverview Avenues was opened with an enrollment of 45 students. The current high school was built in 1950 and completed and opened for students in 1951 and has been improved and updated periodically over the years. The District's most recently built school building is the current middle school that was finished and opened to students in 2000.

### *Current Organization*

The District is governed by the Constitution of the State of Ohio and various statutes enacted by the Ohio General Assembly through the State Department of Education. Under Ohio law, the District is a separate and distinct unit of government with its own taxing authority. The Rocky River Board of Education is a five member board, elected at large, with staggered four year terms.

<sup>1</sup>McCauley, Ann. Rocky River...Timeless. The Rocky River Library Foundation, 2002

The District is located in a suburban area west of Cleveland, Ohio and encompasses the entire City of Rocky River and a small portion of the City of Fairview Park. The property tax base is primarily residential with a significant amount of retail commercial property. The District serves 2,636 students ranging from Kindergarten through Twelfth Grade. In addition, a wide range of services are provided for preschool-aged children and adults.

### **The Reporting Entity**

The District has reviewed its reporting entity definition in order to insure conformance with the Government Accounting Standards Board Statement No. 14. "The Financial Reporting Entity" as amended by GASB Statement No. 39, "Determining Whether Certain Organizations Are Component Units". In evaluating how to define the District for financial reporting purposes, management has considered all agencies, departments and organizations making up the District (the primary government) and its potential component units. The District has no component units and the District is not a component unit of any other governmental organization.

The District is associated with the North Coast Council and the Ohio Schools Council Association, both jointly governed organizations; the Suburban Health Consortium and the Ohio Schools' Council Workers' Compensation Group Rating Program, both insurance purchasing pools; and the Rocky River Public Library, a related organization.

### **Demographics, Economic Condition and Outlook<sup>2</sup>**

The 2010 U.S. Census data reports a population of 20,213 in the City of Rocky River with 10,181 housing units. The 2007 business census reports a total of 1,987 businesses within the City. The median household income is \$65,055 (year 2010 data) and the per capita income is \$40,258 (year 2010 data). The median home value is \$207,200 (year 2010 data). In 2005 the average sale price for a single family home was \$288,506 with 65 days on the market. As of 10/31/2012, there were a total of 167 homes listed for sale with the least expensive home listed at \$23,500 and the most expensive listed at \$1,395,000. For the month of October 2012, there were 19 homes that sold with an average sale price of \$196,394 (lowest at \$23,900 and highest at \$400,000) with an average of 136 days on the market. The housing price trend in Rocky River as of October 2012 is stable.

Per the 2010 U.S. Census, the median age for residents of Rocky River is 43.5 and families (non-single residences) represent 56.5% of the population. The racial makeup of the city was 95.5% White, 1.0% African American, 0.1% Native American, 1.8% Asian, 0.01% Pacific Islander, 0.4% from other races, and 1.3% from two or more races. Hispanic or Latino of any race was 1.8% of the population.

There were 9,283 households out of which 24.3% had their own children under the age of 18 living with them, 45.9% were married couples living together, 7.7% had a female householder with no husband present, and 43.5% were single/non-family households. 25.1% of all households were made up of individuals under 18 years of age and 36% included individuals 65 years of age or older. The average household size was 2.16 and the average family size was 2.95. In the city the population was spread amongst age groupings with 23.4% under the age of 20, 3.2% from 20 to 24, 9.5% from 25 to 34, 13% from 35 to 44, 15.3% from 45 to 54, 13.2% from 55 – 64 and 22.3% who were 65 years of age or older.

<sup>2</sup> Primary sources of data used for this section are [http://realtymtimes.com/rtmcrloc/Ohio~Rocky\\_River](http://realtymtimes.com/rtmcrloc/Ohio~Rocky_River), <http://factfinder2.census.gov/faces/tableservices/jsf/pages/productview.xhtml?src=bkml> and <http://quickfacts.census.gov/qfd/states/39/3968056.html>

Per the 2006-2010 American Community Survey 5-Year Estimates, the City has an employed civilian population ages 16 years and over of 10,119 with the occupational makeup being 52.8% management, business, science, and arts occupations, 10.3% Service occupations, 27.1% Sales and office occupations, 3.1% Natural resources, construction, and maintenance occupations, and 5.7% Production, transportation, and material moving occupations. Of the population 25 years of age or older, over 51.8% have at least a bachelor's degree. Businesses within the community are predominantly retail and service oriented.

The District receives almost 72% of its governmental fund revenues from local property tax collections. Therefore, the long-term financial health of the District is very dependent on its tax base. The total assessed valuation of the District's tax duplicate has risen just under 10% over the last ten years. The increased value in the tax duplicate is due primarily to revisions in property values made by the County Auditor every three years as well as some new construction, although assessed values have decreased more recently due to the elimination of tangible personal property values from the tax duplicate as well as an overall reduction based on the triennial property update that took effect for calendar 2010.

The City of Rocky River is almost completely developed, so future assessed valuation increases will come primarily from property value changes. There may also be some growth from the demolition of existing commercial and residential building stock and the subsequent redevelopment of such property, as this is becoming increasingly common in fully-developed suburban areas like Rocky River. There are no major manufacturing plants located within the District's boundaries. In terms of assessed dollar value, the largest real property taxpayer owns approximately 1.92% of the total real property in the District.

## **Major Initiatives - Fiscal Year 2012**

During fiscal year 2012, the District continued working towards the goals as outlined in the District's Strategic Plan that was adopted in fiscal 2009. This strategic plan outlines actions designed to achieve desired outcomes. It is a statement of the Rocky River City School District's mission, beliefs, and goals. It defines what we as a community envision for the future of our schools, and details objectives and strategies to guide us on our Journey. Approved by the Board of Education on June 25, 2009, this Plan is meant to serve as the compass by which the District will chart its course for the next ten years. The Strategic Plan, as adopted, is as follows:

### **BELIEFS**

We believe ...

- Students are the heart of our purpose.
- Student success requires a partnership among family, school and community.
- A Rocky River education empowers values, inspires curiosity and encourages talents that lead to success.
- High expectations lead to high achievement.
- Lifelong learners thrive as they embrace the changing global society.

*An exceptional school district demonstrates all of the above.*

## **STRATEGIC OBJECTIVES**

By 2014 ...

- All students will engage in contemporary, globally competitive curricular and co-curricular programs of excellence.
- All students will achieve their educational goals incorporating the highest international standards.
- All students will participate in a student-centered environment that addresses educational, social and emotional needs.
- All students will learn through lessons and experience that communication is open, sincere, timely and responsive.
- All students will attend schools that are state-of-the art facilities.
- All students will learn in an environment that is technologically competitive on a global level.

## **COMMUNICATIONS**

*Develop guidelines, protocol and procedures to disseminate information to all students, staff, parents, alumni and community about the strategic plan, including updates on progress and status in achieving our mission.*

1. District staff members understand and are committed to the achievement of the mission.
2. Students understand and support the achievement of the mission.
3. Parents, alumni, civic leaders, and community members understand, support and work toward the accomplishment of the mission.
4. Updates on the progress and status of achieving our District's strategic objectives are accessible to stakeholders in a variety of formats, including social media.

## **CURRICULUM and CO-CURRICULUM**

*Develop systems to ensure the same expectation of excellence in all programs, curricular and co-curricular.*

1. Curricula, instruction and assessments are aligned and articulated.
2. Data guides instruction, appropriate to an individual's skills, needs and developmental stages.
3. A rigorous curriculum ensures that every student is appropriately challenged and learning at his/her highest level.
4. Multiple assessments provide student driven data necessary to communicate progress in each child's growth and development.
5. Rocky River students are prepared to succeed in an increasingly interconnected and competitive world.



## **FACILITIES**

*Provide facilities that meet our mission.*

1. Recommendations from the facility study for repairs and updates to district facilities are complete.
2. A facilities master plan provides a blueprint for buildings that support student success.
3. District facilities meet instructional and operational technology needs for all students, faculty, staff and administrators.
4. A facilities master plan provides a blueprint for non-instructional buildings and services (transportation, maintenance, Beach, Wooster and Board of Education Offices).
5. The capital improvement plan uses federal, state, local and non-traditional funding sources.

## **FINANCE**

*Provide traditional and nontraditional fiscal resources to meet our mission.*

1. Alternative revenue streams supplement traditional funding sources for all District programs.
2. Operational efficiencies and cost-containment measures are instituted to optimize resources for District programs.
3. The community is informed on the District's financial status and the Ohio school finance environment.
4. A "rainy day" fund is established and maintained to help ensure financial stability.

## **HUMAN RESOURCES**

*Recruit, hire and retain exceptional staff and provide professional development to accomplish our mission and strategic objectives.*

1. The Rocky River Local Professional Development Committee researches, promotes and communicates available, pertinent professional development opportunities.
2. Collaborative opportunities are provided in each building during the workday.
3. Administrators research, promote and communicate available, pertinent training opportunities for non-certified employees.
4. A comprehensive approach is in place to assure the District continues to recruit and hire exceptional employees.
5. Exceptional employees choose to make a long-term commitment to the District.

## TECHNOLOGY

*Ensure availability of technology and training necessary to support achievement of our mission and strategic objectives.*

1. All students have equal access and opportunities to use technology.
2. A culture is established where technological literacy is expected at all levels of the organization.
3. A dynamic, comprehensive infrastructure exists that supports teaching and learning.

### Goals for 2013

One of the primary goals for 2013 is to continue the implementation components of the aforementioned Strategic Plan. As of August 2012, the following progress has been made towards the indicated components of the plan:

<b>Strategic Objective: Communications</b>
<b>Strategy:</b> Develop guidelines, protocol and procedures to disseminate information to all students, staff, parents, alumni and community about the strategic plan, including updates on progress and status in achieving our mission.
<b>Result #1</b> District staff members understand and are committed to the achievement of the mission.
<b>Action (Completed 09-10)</b> <ul style="list-style-type: none"><li>• The strategic plan was shared with the district Instructional Leadership Team, the leadership of the Rocky River Teachers' Association and the Ohio Association of Public School Employees. It was also presented to all certificated and support staff members.</li><li>• All staff members were presented with an item containing the mission statement at Convocation.</li><li>• The mission statement is displayed in all buildings, classrooms and on district letterhead and business cards.</li><li>• Staff members were provided with a brochure detailing the components of the strategic plan.</li><li>• Inaugural issue of online education journal, the River Educator, was launched in August 2009. The theme was collaboration.</li></ul>
<b>Action (Completed 10-11)</b> <ul style="list-style-type: none"><li>• The strategic plan was presented to new staff members during orientation meetings in August.</li><li>• The strategic plan update was posted on the district website.</li></ul>
<b>Action (Completed 11-12)</b> <ul style="list-style-type: none"><li>• The strategic plan was presented to new staff members during orientation meetings in August.</li><li>• The strategic plan update was posted on the district website.</li></ul>

**Result # 2:** Students understand and support the achievement of the mission.

**Action (Completed 09-10)**

- The mission, beliefs, and strategic objectives are included in student planners and teachers presented the strategic plan to students in an age-appropriate manner during the first week of school.
- The strategic plan was presented to student groups, including student-board liaisons, student council, clubs and athletic teams.

**Action (Completed 10-11)**

- The mission, beliefs, and strategic objectives are included in student planners and teachers presented them to students in an age-appropriate manner during the first week of school.

**Action (Completed 11-12)**

- The mission, beliefs, and strategic objectives are included in student planners and teachers presented them to students in an age-appropriate manner during the first week of school.

**Result # 3:** Parents, alumni, civic leaders, and community members understand, support and work toward the accomplishment of the mission.

**Action (Completed 09-10)**

- The strategic plan was presented to parent and community groups, including PTA Council and Units, Boosters, Rocky River Clergy Group, Rocky River Community Federation, Rocky River City Council, Rocky River Recreation Center, Rocky River Senior Center, Rocky River Chamber of Commerce, and League of Women Voters.
- Building administrators presented the strategic plan to parents at Open House in the fall of 2009.
- Parents, civic leaders, and community members were presented with printed material detailing the components of the strategic plan.
- A fall campaign was conducted for parents, civic leaders, and community members to sign up for the new email notification system.

**Action (Completed 10-11)**

- The strategic plan update was presented to parent and community groups, including PTA Council and Units, Boosters, Rocky River Clergy Group, Rocky River Community Federation, Rocky River City Council, Rocky River Recreation Center, Rocky River Senior Center, Rocky River Chamber of Commerce, and League of Women Voters.
- The strategic plan update was presented at the State of the Schools in February, 2011.
- The strategic plan update was posted on the district website.

**Action (Completed 11-12)**

- The strategic plan update was presented to parent and community groups, including PTA Council and Units, Boosters, Rocky River Clergy Group, Rocky River Community Federation, Rocky River City Council, Rocky River Recreation Center, Rocky River Senior Center, Rocky River Chamber of Commerce, and League of Women Voters.
- The strategic plan update was presented at the State of the Schools in January, 2012.
- The strategic plan update was posted on the district website.

**Result # 4:** Updates on the progress and status of achieving our District’s strategic objectives are accessible to stakeholders in a variety of formats, including social media.

**Action (In Progress)**

- Press releases are issued as strategies are achieved.
- The District website is used to disseminate updates on the progress and status of achieving our strategic objectives, including social media to provide a vehicle for two-way communication about the strategic plan.
- Digital and print publications are used to disseminate updates on the progress and status of achieving our strategic objectives, including the R Schools, Annual Report, River Educator and school bulletins.
- The email notification system is used to disseminate updates on the progress and status of achieving our strategic objectives.

**Strategic Objective: Curriculum and Co-Curriculum**

**Strategy:** Develop systems to ensure the same expectation of excellence in all programs, curricular and co-curricular.

**Result #1:** Curricula, instruction and assessments are aligned and articulated.

**Action (Completed 09-10)**

- Guidance K-12 course of study (COS) revision
- Foreign Language 7-12 COS revision
- Technology 6-8 COS revision
- Math K-8 COS alignment and pacing
- Social Studies K-12 alignment and pacing
- 3-12 writing practice alignment: assessments and rubrics

**Action (Completed 10-11)**

- Fitness/Health K-12 COS revision
- Crosswalking from 2003 Ohio Academic Content Standards to Common Core State Standards for Math and English/Language Arts and to 2010 Revised ODE Standards for Science and Social Studies

**Action (Completed 11-12)**

- English/Language Arts K-12 COS revision, to include the acquisition of a new online, collaborative curriculum management system
- Technology 6-8 COS revision

**Result #2:** Data guides instruction, appropriate to an individual's skills, needs and developmental stages.

**Action (Completed 09-10)**

- 2 tutors added at KIS for Response to Intervention data tracking and student intervention
- New laptops issued to district tutoring staff and used to maintain and monitor student progress
- New electronic IEP program purchased and implemented
- AIMSweb data tracking and progress monitoring implemented 6-8
- Practice alignment for K-5 Response to Intervention /Intervention Assistance Team data tracking

**Action (Completed 10-11)**

- After school tutoring program for at-risk students implemented at Kensington Intermediate School, to include snack and transportation.
- Fountas and Pinnell Leveled Literacy Intervention (LLI) introduced K-3 for at-risk students. Necessary personnel trained over the course of the year.

**Action (Completed 11-12)**

- After school tutoring program for at-risk students implemented at Rocky River Middle School, to include snack and transportation.
- After school tutoring program continues at Kensington
- New electronic IEP program purchased and implemented, IEP Anywhere.
- Gifted intervention specialist position added for RRMS and RRHS to work with gifted students, and teachers of gifted students.
- Summer OGT intervention and testing program implemented

**Result #3:** A rigorous curriculum ensures that every student is appropriately challenged and learning at his/her highest level.

**Action (Completed 09-10)**

New course 09-10:

- Grade 8 Honors Science (for HS credit)

New courses of study written for 10-11:

- Grade 9 World History Honors
- Freshman Mentoring Program
- Introduction to Differential Calculus and Statistics

**Action (Completed 10-11)**

New courses 10-11:

- Grade 9 World History Honors
- Freshman Mentoring Program
- Introduction to Differential Calculus and Statistics

New courses of study written for 11-12:

- College and Career Readiness 7 & 8
- AP Government

**Action (Completed 11-12)**

New courses 11-12:

- College and Career Readiness 7-8
- AP Government

New courses of study written for 12-13:

- College and Career Readiness 6
- AP Music Theory

**Result #4:** Multiple assessments provide student driven data necessary to communicate progress in each child's growth and development.

**Action (Completed 09-10)**

- Formative assessment professional development training provided to cadre of 35 district teachers
- Grades 3-12 district writing sample rubrics rewritten

**Action (Completed 11-12)**

- Iowa Algebra Aptitude Test (IAAT) introduced and used at grade 6 to assess a student's readiness to be introduced to Algebra I concepts in grade 7.
- EXPLORE assessment introduced/administered to all 8th grade students. Results shared with parents, and used by staff to guide instruction and planning.
- PLAN assessment introduced/administered to all 9th grade students. Results shared with parents, and used by staff to guide instruction and planning.
- PSAT test administered to all district sophomores. Results shared with parents, and used by staff to guide instruction and planning.
- Rocky River High School introduces a testing day. On this day, all 9th graders take the PLAN test, and all 10th graders take the PSAT. Both of these tests are paid for by the district.

**Result #5:** Rocky River students are prepared to succeed in an increasingly interconnected and competitive world.

**Action (Completed 09-10)**

- Acquisition: 30 new computers in each GPS and KIS labs
- Video streaming of WVIZ content enabled at RRHS

**Action (Completed 10-11)**

- Google Apps for Educators and Students roll out

**Action (Completed 11-12)**

- Kensington Intermediate School wins 2011 National Blue Ribbon School recognition
- College Now Greater Cleveland contracted services introduced to high school students and parents. CNGC offers success advising, financial aid counseling, and scholarship services.
- Socio-emotional counseling services introduced at RRHS
- Chromebook pilots are introduced at RRMS and RRHS
- RRHS guidance department introduces Naviance for students and families. It is a college and career readiness platform that helps connect academic achievement to post-secondary goals.

**Strategic Objective: Facilities**

**Strategy:** Provide facilities to meet our mission.

**Result #1:** Recommendations from the facility study for repairs and updates to district facilities are complete.

**Action (Completed 08-09)**

- Review and update of assessment of district facilities completed by Project and Construction Services, Inc. (PCS). The assessment cited over \$13,000,000 in repairs that are needed to maintain safe, warm, and dry facilities. The assessment did not include additions or facility upgrades to meet the needs of 21<sup>st</sup> century learning.

**Result # 2:** A facilities master plan provides a blueprint for buildings that support student success.

**Action (Completed 08-09)**

- Burt, Hill Architects led three community engagements during the spring of 2009. The engagements focused on the following primary topics: Academics and Technology, Athletics and Activities, and Fine Arts and Music.
- Community telephone survey of 400 residents was conducted in early December of 2009 by Triad Research to gauge the level of community support for a bond issue to renovate and/or add new learning environments.
- An additional community engagement was completed in January 2010 and was facilitated by Triad Research.
- The facilities master plan was finalized in January 2010 prior to the initiation of a bond issue. The master plan recommended facilities that are globally competitive for all students.
- On May 4, 2010 a 3.2 mill bond issue was approved by residents.

**Result #3:** District facilities meet instructional and operational technology needs for all students, faculty, staff and administrators.

**Goldwood Primary School**

**Action (Completed 10-11)**

- A portion of the existing roof was replaced during the summer of 2011.

**Action (In-progress 10-11)**

- A small addition to house administrative offices and a new passive security entry is being planned, along with a renovation of the existing second grade classrooms. The design of this is ongoing, with bidding scheduled to occur by April 2012.
- The front building of the property (formerly the Board of Education Building) will be razed. It was determined that renovating this building would cost significantly more than renovating Beach School, so Beach was renovated and now houses the Board of Education offices. The hazardous materials abatement and demolition of this building will occur during the summer of 2012 with the office and entry addition to follow and be completed by the spring of 2013.
- Remaining areas for the complete roof replacement are scheduled to take place during the summer of 2012.

**Action (In-progress 11-12)**

- The second grade wing demolition and renovation started immediately following the 2011-12 school year. Completion of this wing will be prior to the start of the 2012-13 school year. Renovations include new windows, cabinetry, light fixtures and switches, ceilings, and painting.
- HVAC systems and roof repair/replacement will be complete by the end of fall 2012.
- Construction of the new reception and office addition will commence following the razing of the former ESC (Board of Education Offices) building. Construction will take place between August 2012 and March 2013.
- The current Goldwood office will be renovated during the spring/summer of 2013 into instructional space.
- The former ESC abatement and demolition started during the spring of 2012 and will be completed in August 2012.

**Kensington Intermediate School:**

**Action (In-progress 10-11)**

- The new addition, which will house the Administrative offices and the new passive security entry, will be occupied in early January 2012.
- The existing auditorium, which is being renovated into a new commons, will be occupied in January 2012. This space will temporarily be without new flooring because the rear of the space will not be completed until the summer of 2012, when the existing computer classroom can be moved, the dividing wall knocked down, and that space incorporated into the commons.
- The existing cafeteria will be renovated into a computer classroom, tutoring spaces, and a teacher workroom after the school vacates the space in January. Work in this area will be completed by late spring 2012.
- Renovation work in the remaining spaces of the building, which includes HVAC upgrades and new wall and ceiling finishes, as well as replacement of all existing roofs, will occur during the summer of 2012.



**Action (In-progress 11-12)**

- The commons renovation and abatement took place during the summer of 2012 with completion of the space being ready for the 2012-13 school year.
- The former cafeteria (basement) renovation will be complete prior to the start of the 2012-13 school year. A new computer lab with green room for television announcements, several instructional areas, and a workroom are part of this renovation.
- Classroom renovations will be complete prior to the start of the 2012-13 school year. Renovations include new windows, carpeting, painting, lighting and switches.
- HVAC systems and roof repair/replacement will be complete by the end of fall 2012.

**Rocky River Middle School:****Action (Completed 10-11)**

- This building is the newest in the district. WiFi, or wireless Internet connectivity for computers, was installed during the summer 2011

**Rocky River High School:****Action (Completed 10-11)**

- The track surface was replaced during the summer of 2011.

**Action (In-progress 10-11)**

- Construction of the new two-story Science Wing, Music Wing and Administrative Office additions are scheduled to be under roof before January 2012. These spaces will be ready for occupancy at the start of the 2012-13 school year.
- Renovation of the existing locker rooms is on-going.
- The first part of the main gym renovation will occur after basketball season and both spaces will be open by August 1, 2012. The second part of the main gym renovation (new floor, bleachers, basketball backstops, divider curtain, and painting) will take place next year, using the same time frame (between the end of basketball season and August 1, 2013).
- A small addition and renovation of the Wrestling Room will begin in the spring of 2012 and be complete for the start of the 2012-2013 wrestling season.
- An addition to the bus garage will take place during the 2012-2013 school year.
- The existing Pirate's Cove and the south half of the existing Media Center will be renovated during the summer of 2012 into a new commons area and guidance offices. At the same time, the remaining portion of the Media Center and the existing guidance offices adjacent to it will be renovated into a new Media Center, new Media Center computer classroom, and workroom.
- The existing computer and business classrooms will be renovated during the summer of 2012.
- Once the new additions are occupied, renovations to the existing classrooms and adjoining spaces will begin. During this time, the existing science classrooms will be used as "swing space," or classrooms for other departments as their existing classrooms are under construction. Renovations to these classrooms will include HVAC, electrical, and technology upgrades as well as new ceiling, wall, and floor finishes. This phased renovation work will be ongoing through the end of the summer of 2013.

- The entry addition and renovation to the Wagar Road entrance will start in spring of 2013 and be completed for the start of the 2013-14 school year.
- Two small additions to the existing Fieldhouse will begin in late 2012 and be completed in mid-Summer of 2013.
- Renovation of the existing facilities areas and maintenance building will occur during the summer of 2013.
- Repair/replacement of existing parking and drive areas will occur during the summers of 2012 and 2013.

**Action (In-progress 11-12)**

- The science wing and music wing additions will be ready for instructional use during the 2012-13 school year.
- Significant renovations are taking place at Rocky River High School throughout the summer of 2012. Renovations include extensive remodeling in the media center and student commons, relocation of the guidance offices, completing the addition and remodeling the administrative offices and demolition and refurbishing of the former science rooms to serve as swing space for the following years.
- Significant renovation will take place next summer as well to include the gymnasium, the addition of a new elevator in the student commons, and on-going renovation of classrooms.
- HVAC systems and roof repair/replacement will be complete by the end of fall 2012.
- Transportation garage will be complete during the fall 2012.

**Beach School/Board of Education Building:**

**Action (Completed 10-11)**

- This renovated building was finished during the fall of 2011. It now houses the Board of Education and administrative offices.

**Result #4:** A facilities master plan provides a blueprint for non-instructional buildings and services (transportation, maintenance, Beach, Wooster and Board of Education Offices).

**Action (Completed 08-09)**

**Result #5:** The capital improvement plan uses federal, state, local and non-traditional funding sources.

**Action (In-progress 10-11)**

- A Board of Education partnership is being fostered with the RRHS Science Department to provide direction on the new landscaping and rainwater detention/retention areas.

**Action (Completed 09-10)**

- A private-public partnership replaced the public address (PA) system at the Rocky River High School stadium in the summer of 2010. A resident offered a donation for a new PA system. Booster clubs conducted fundraisers to add to the donation.

**Action (Completed 10-11)**

- Ohio School Facilities Commission (OSFC) funding is not an option for the Rocky River City Schools at this time. OSFC funding will only be available to the Rocky River Schools if the district becomes eligible for funding a full project or if the laws that govern the funds change. At this time the Rocky River Schools OSFC eligibility rank is 595 out of 612 for funding of 2% (\$279,821).

- The Board of Education and administration are seeking private-public partnerships to address facility needs.
- The City of Rocky River has been approached to partner with the school district for the development of a turf sports field at Rocky River Middle School and the replacement of the all-weather track at Rocky River High School. The Board of Education is seeking a financial contribution for the joint use partnership.
- The Rocky River City Schools were approved for participation in the Qualified School Construction Bonds program on May 27, 2010; interest reimbursement subsidies are estimated at \$11,260,000 if all requirements are fulfilled by the district and the program is fully funded.
- The District was approved to participate in the Federal Build America Bonds program. If fully funded and all requirements are fulfilled by the district, projections for interest reimbursement are estimated at \$18,000,000 over 34 years.
- Historic Tax Credits were explored for Beach School renovations. This program is not available for the district.
- A letter was sent to the Cleveland Clinic seeking a partnership to develop a lecture hall facility at Rocky River High School.

**Action (In-progress 11-12)**

- The *Campus Landscape* initiative is taking organization form to create meaningful instructional spaces around Rocky River High School. This community led initiative will provide extensive landscaping that is educationally purposeful and provides appealing green space for the community.
- The community committee is seeking corporate and private donations to provide necessary funding for the *Campus Landscape* project.

**Strategic Objective: Finance**

**Strategy:** Provide traditional and non-traditional fiscal resources to meet our mission.

**Result #1:** Alternative revenue streams supplement traditional funding sources for all District programs.

**Action (Completed 09-10)**

- American Express Corporate Card program for District purchasing earns dollars (as of June 2012, \$9,616 in rewards credit had been redeemed mostly for Home Depot gift cards in order to purchase needed supplies and equipment for facilities in addition to receiving a cash rebate in the amount of \$5,840)
- Agreement with Magnificat High School for use of our stadium field for Girls' Soccer. District retains admission charges and the Rocky River Boosters operates concession stands and keeps the proceeds.
- Cell tower lease agreement with AT&T that produced \$30,000 in upfront rental payments (for the first two years) and will produce an additional \$15,000 per year in years three –five.
- Registration for district-hosted professional development opportunities opened to surrounding districts thus reducing PD costs for our district.

**Action (Completed 10-11)**

- Continued utilization of the American Express Corporate Card program - An additional \$4,200 worth of equivalent points redeemed for technology equipment and Home Depot gift cards as of November 2011. This card program was converted to a direct cash rebate program in the spring of 2011 whereas the District will earn up to a 1% cash rebate on all eligible purchases.
- Successfully secured an allocation of \$11,260,000 in Qualified School Construction Bonds (QSCB's) to be used as an integral part of the plan of finance for the \$42.9M bond issue passed by the voters in May 2010. It is anticipated that these bonds will be marketed and issued in mid-September 2010. The federal subsidies received on these bonds, along with Build America Bonds (BAB's) that the District issued for the vast majority of the remaining bond authority, provided in excess of \$25M in federal funding to offset a substantial portion of interest cost related to the bonds. A portion of this \$25M was also utilized to delay an operating levy for one year from fiscal 2011 to fiscal 2012 saving the average homeowner \$300 in taxes the first year while keeping District programs intact.

**Action (In Progress)**

- Private-public partnerships and shared services are explored with outside entities.

**Result #2:** Operational efficiencies and cost-containment measures are instituted to optimize resources for District programs.

**Action (Completed 09-10)**

- Contracted with a new third-party administrator to administer Section 125 employee flexible benefit plan that will save the District approximately \$6,000 - \$10,000 per year while providing for additional voluntary (100% employee-paid) benefits.
- Issued \$60,500 in General Obligation Notes using the unobligated portion of the bond retirement fund (i.e. internal borrowing) to purchase 60 computers to replace 8+ year old computers located at Goldwood and Kensington labs at a very minimal transaction cost and at an annual borrowing rate of only 2%.
- Shifted significant purchasing activity to Staples for office supplies and certain instructional supplies in order to take advantage of a 10% - 20% savings in this area through the Ohio Schools Council contract.
- Contracted with an outside consultant to review our telecommunication billings. Realized savings of approximately \$13,000 annually starting next year.
- Entered into an electric energy purchase agreement with Duke Energy through the Ohio Schools Council group contract resulting in an approximate annual savings of \$90,000.
- Substitute coding revised to facilitate analysis of expenditures.
- Staff attendance tracking enhanced to include professional leave.

**Action (Completed 10-11)**

- Entered into an electric energy purchase agreement with First Energy Solutions through the Power4Schools group contract resulting in savings of over 29% vs. standard utility pricing.

**Action (Completed 11-12)**

- Implemented use of the eSchoolmall online requisitioning and purchasing web-based application in order to streamline purchasing procedures within the District and to realize hard-dollar savings on everyday purchases by utilizing group catalogue purchasing with higher frequency
- Reviewed and reorganized duties amongst Treasurer's Office staff in order to compensate for the retirement of a long-term employee while incorporating a new employee into the department and reducing overall staff FTE
- Entered into a contract with a new telecommunications provider through the e-rate process in order to save approximately \$5,000 annually going forward

**Action (In-Progress)**

- Currently reviewing banking services and bank relationships to determine if there are additional services available that will lead to efficiencies in processing daily/monthly transactions, provide additional security over transaction processing, and provide additional investment opportunities and to ensure that our current fee structure for services is competitive.
- Continuing the process of investigating and pursuing outsourcing opportunities for payroll processing with third-party vendors in conjunction with another school district as well as the Cuyahoga County Educational Services Center.
- Continued the implementation of the Adaptive Planning budgeting, forecasting and reporting financial model to improve forecasting and financial reporting abilities for internal and external stakeholders.

**Result #3:** The community is informed on the District's financial status and the Ohio school finance environment.

**Action (Completed 10-11)**

- Provided financial information for the Superintendent to present to the community during his annual State of the Schools update and a community meeting regarding the impact of state funding reductions that were proposed as part of the State of Ohio's biennial budget process.
- Prepared and released a Comprehensive Annual Financial Report for the fiscal year ending June 30, 2010.

**Action (Completed 11-12)**

- Provided financial information for the Superintendent to present to the community during his annual State of the Schools update and a community meeting regarding the impact of state funding reductions and other budgetary items that were effected through the State of Ohio's biennial budget adoption.
- Prepared and released a Comprehensive Annual Financial Report for the fiscal year ending June 30, 2011.

**Action (In Progress)**

- Monthly finance committee meeting updates are provided for the community on the financial inter-workings of the District.
- Treasurer's Office website is maintained with links to important financial documents such as the five-year financial forecast, Comprehensive Annual Financial Report and other pertinent financial information
- Preparation of Comprehensive Annual Financial Report for the fiscal year ending June 30, 2012

**Strategic Objective: Human Resources**

**Strategy:** Recruit, hire and retain exceptional staff and provide professional development to accomplish our mission and strategic objectives.

**Result #1:** The Rocky River Local Professional Development Committee researches, promotes and communicates available, pertinent professional development opportunities.

**Action (Completed 09-10)**

09-10 District-Offered Professional Development Opportunities:

- 4-workshop Autism series, *A Deeper Understanding*
- Tech I & Tech II Certification courses
- Atomic Learning (online video tutorials) purchased for all district staff
- Align, Assess, Achieve formative assessment training for 35 staff members
- Wilson Reading System® Level I Certification earned by 11 certified staff members
- New Teacher Transition Program opportunities for qualified staff
- 6 District teachers obtained official SMART Technologies Certification.

**Action (Completed 10-11)**

10-11 District Offered Professional Development Opportunities:

- Gifted series with Dr. Susan Rakow
- Google Apps PD series for staff
- Moodle PD series
- Dyslexia PD series for special education and tutoring staff
- 504 Legal Update for administrators, guidance counselors, psychologist and learning resource coordinators
- Embedded IEP PD and support for P-12 special ed staff with Bobbe Miller
- Tech I & Tech II Certification courses continue
- Wilson Reading System® Level II Certification begun by 6 certified staff members
- Standard training for all administrators on interview practices and protocol

**Action (Completed 11-12)**

- Rocky River LPDC moves toward a paperless process and debuts its new online LPDC portal.
- District hosts a Wilson Foundations facilitator from Massachusetts for 4 days. Facilitator is embedded in grades K-3 to work with new staff and to ensure fidelity to the Foundations program.
- Four primary school teachers and tutors receive official Orton Gillingham training
- Five district staff members complete Wilson Level II Certification.
- Embedded MAX teaching professional development offered to 3-12 core subject staff.
- Nine new staff members complete Resident Educator, year - 1 training.

- An official from The College Board works with RRHS staff for 4 days to facilitate an ideal implementation of, and effective use of data from, the new PSAT test administration to all 10th graders.
- Ohio Teacher Evaluation System Certification for Administrators
- Ohio Principal Evaluation Certification for Administrators
- Tech I and Tech II Certification courses continues
- A.L.I.C.E. (Alert, Lockdown, Inform, Counter and Evacuate) Safety Training for all certified and non-certified staff by SWAT and Rocky River Police Department staff.
- Federal School Safety Training for school administrators.
- District Safety Plan and Building Safety Plans revised and communicated to all District staff.
- Safe Transport of Special Needs Students Training provided to Transportation staff.

**Result #2:** Collaborative opportunities are provided in each building during the workday.

**Action (Completed 09-10)**

- Rocky River High School Professional Learning Community was expanded to 27 weekly department meetings.

**Action (Completed 10-11)**

- All buildings have collaborative opportunities during the workday at least once weekly.
- K-5 collaborative meetings reorganized to include vertical subject area meetings in addition to grade level meetings.
- K-5 subject area representatives introduced

**Result #3:** Administrators research, promote and communicate available, pertinent training opportunities for non-certified employees.

**Action (Completed 09-10)**

- Tech I & Tech II Certification courses
- Atomic Learning (online video tutorials) available for non-certified staff
- Non-certified Staff Tech Inservice on NEOEA Day
- Non-certified Staff Adobe Acrobat Inservice
- New website Content Management System Inservice
- Website Inservice with company representative
- Individual Non-certified Staff Inservices on technology (12 different sessions)
- SMART Board training was provided for District substitute teachers.

**Action (Completed 10-11)**

- Substitute Teacher Training Workshop at ESC-CC
- Tech I and Tech II Certification courses continue
- Google Apps, Content Management System, and Online Facilities Use Request workshops held for secretaries.

**Action (Completed 11-12)**

- Tech I and Tech II certification courses continue
- A.L.I.C.E (Alert, Lockdown, Inform, Counter and Evacuate) Safety training for all certified and non-certified staff by SWAT and RRPD officials.
- Federal School Safety Training for school administrators.
- District Safety Plan and Building Safety Plans revised and communicated to all District staff.
- Safe Transport for Special Needs Students training provided to Transportation staff.
- Google Apps and Content Management System workshops held for secretaries.

**Result #4:** A comprehensive approach is in place to assure the district continues to recruit and hire exceptional employees.

**Action (Completed 09-10)**

- Positions posted on District website
- Online application process
- Advertise in newspapers, Ohio colleges, and professional organizations
- Three-tiered interview format used to identify top candidates
- Hired an additional school nurse
- Master Teacher recognition awarded to 10 district teachers.

**Action (Completed 10-11)**

- Comprehensive interview PD for all district administrators on interview practices and protocol
- Creation of new District interview protocol for certificated staff positions
- Expansion of online application and interview warehouse, AppliTrack
- Membership in HR professional organizations, to include NEOASPA and OMRC
- Master Teacher recognition awarded to 2 district teachers.



**Action (Completed 11-12)**

- Human Resource department transfers to a new, comprehensive personnel database, PD Express that also manages LPDC documents.
- All District job descriptions updated to reflect current and future desired skill sets of teachers and others.
- District is selected for membership in the Cleveland Area Minority Educators Recruitment Association.
- District enters into a mutual agreement with the Rocky River Police Department to provide a School Resource Officer within Rocky River High School.
- District hires 21 certificated and 6 non-certificated individuals to join the Rocky River City School District staff.
- Master Teacher recognition awarded to 4 district teachers.

**Strategic Objective: Technology**

**Strategy:** Ensure availability of technology and training necessary to support achievement of our mission and strategic objectives.

**Result #1:** All students have equal access and opportunities to use technology.

**Action (Completed 09-10)**

- New 30 iMac computer lab at Goldwood.
- New 30 iMac computer lab at Kensington.
- 12 year old iMacs replaced with 8 year old eMacs in Goldwood and Kensington classrooms
- RRMS Media Center computers networked to copier, replacing old printers
- 120 refurbished desktops deployed throughout the District

**Action (Completed 10-11)**

- 84 refurbished desktops deployed in RRMS science labs
- 26 refurbished desktops deployed in RRMS computer lab
- RRMS science lab probes and probe ware installed
- 4 iMacs for RRHS broadcasting lab
- Laptop cart battery replacement (30)
- 12 iPads deployed for special education students
- 14 iPads deployed in elementary and high school classrooms

**Action (Completed 11-12)**

- 30 Chromebooks and computer cart - pilot program at RRMS
- 30 Chromebooks and computer cart purchased for RRHS Social Studies Department
- 10 Chromebooks for KIS Gifted Program
- 18 SMART Slates
- 25 SMART Document Cameras
- 10 SMART Response Systems

**Result #2:** A culture is established where technological literacy is expected at all levels of the organization.

**Action (Completed 09-10)**

- 36 new laptops purchased for special education and other staff.
- District license purchased for Atomic Learning (online technology video tutorials).
- Special Services Education Module implemented and special education staff members inserviced (special education forms / reporting software)
- Tech I and II Certification Courses offered
- SMART technologies courses offered
- District Web 2.0 tools implemented: Moodle, Google Apps for Education for Staff (RrApps/Staff)
- Staff Development Needs Assessment
- Web-based Facilities Work Request database implemented and staff trained on its use.
- Web-based RRHS/RRMS Music database implemented and staff trained on its use.

**Action (Completed 10-11)**

- Google Apps PD for parents, PTA officers and community members
- Graduate technology classes for staff: Google Apps, Tech I & II Certification, Taking Tech to the Next Level
- Technology curriculum revised in grades 3-8 to include Google Apps

**Action (Completed 11-12)**

- Content Management System inservices conducted for certified and classified staff.
- Ongoing Certified and Classified technology inservices
- Tech I and II Certification Courses
- More consistent use of Trouble Trakker by staff to report technology issues.
- New certified and classified staff orientation includes technology component
- New laptops purchased for KIS and RRHS teachers

- New desktop computers purchased for secretarial staff
- Technology curriculum revised in grades 3-8 to reflect accelerated skills in grades 3-8

**Result #3: A dynamic, comprehensive infrastructure exists that supports teaching and learning.**

**Action (Completed 09-10)**

- Technology Audit conducted

**Action (Completed 10-11)**

- Updated backup system installed
- UPS replaced
- FitnessGram Server installed
- Google Apps for Education accounts created for students in grades 3-12
- 10 new laptops for administrative and instructional staff
- 12 new desktops for administrative and secretarial staff
- 30 laptops in cart for staff development
- Copiers networked at Goldwood and Board of Education
- District Safety Plan Website created - accessible from administrative mobile devices
- Transportation Zonar GPS System installed in all buses

**Action (Completed 11-12)**

- Developed RRCS D Data Disaster Recovery Plan
- Updated UPS Backups at all buildings
- Updated DNS DHCP Server
- Updated Microspft Server 2008 software
- Updated RRCS D data backup system - 4TB Raid Box
- New phone system installed at new Board of Education offices
- Wifi installed at RRMS and Board of Education
- Transportation Zonar Pre Trip System implemented
- All school buses equipped with security cameras and audio/visual recording devices.

**Action (In Progress)**

- Maintain a system of infrastructure support and maintenance in support of technology.
- Provide adequate opportunities for students and staff to share data, files, research and information effectively and efficiently.

In addition to the above, the following financial goals will be addressed:

- To effectively use District resources to assure the highest quality educational program while attempting to meet the District's revised financial plan. This includes continually working towards successfully managing funds that will be generated from the additional 4.9 mill property tax levy that was passed in November of 2012 to support the District's programming by providing financial stability through fiscal year 2017 per the District's current five-year financial forecast. This will be accomplished by carefully developing, monitoring and adjusting short-term and long-term financial projections and expenditures based on educational needs and objectives and attempting to anticipate and react to various outside factors such as state funding changes and major cost drivers.
- To continue to educate the electorate of the District on the District's financial situation and its impact on the future prosperity and financial stability of the District.
- To receive the GFOA Certificate of Achievement for Excellence in Financial Reporting for this fiscal year 2012 CAFR.
- To continue to enhance the District's budget and financial planning information for citizens; to communicate the District's dependence on local taxpayer support and current issues with the state funding such as the accelerated phase-out of the tangible personal property tax and public utility tax reimbursement subsidies that were implemented as part of the states biennial budget that became effective on July 1, 2011.
- To continue to assure that the District's property tax base remains strong and stable by working through economic issues with city and county governments, the business community and individual property owners.
- To continue to effectively and efficiently utilize the \$42.9 million generated from the bond issue that was approved by the voters in May 2010 as part of the District's Master Plan for facilities.

### **Prospects for the Future**

The Rocky River City School District continues to experience many financial challenges based on the current state of the economy and the continued erosion of state funding support. As the preceding information shows, the District heavily depends on its property taxpayers. The most recent operating levy of 4.9 mills was passed in November of 2012 for a continuing period of time. This levy is planned to enable the District to continue its currently excellent education program level for a three - four levy cycle.

The District will continue with its District-wide facilities upgrades during 2013 thanks to the funding from a \$42.9 million bond issue in September 2010. The master plan for the use of these funds is a comprehensive one that covers the upgrade of virtually all buildings in the District (physical plant upgrades for the primary, intermediate and high schools and technology upgrades for the middle school) with the main emphasis being placed on the renovation and expansion of Rocky River High School to meet the needs of our students in order to provide them a 21<sup>st</sup> Century education. The construction period will last approximately 42 months and has progressed through the design phase for the high school, primary school and intermediate school. As of June 2012, all phases of the project are significantly into the construction phase. The construction phase for renovated Board of Education administrative offices was substantially completed on July 15, 2011.

Educationally, the District continues to perform at the highest level as determined by the State of Ohio, which is measured by an objectively defined set of proficiency criteria. The District's most recent state report card (for the 2010-11 academic year) shows its students having met or exceeded the minimum requirements on 26 out of 26 objective performance indicators as mandated by the State of Ohio, therefore receiving an "Excellent with Distinction" designation from the State. The District's performance index of 110.9 out of a possible 120 was the second highest of all public school districts within the state. The 2011-12 state report card for the District has not been released as of the date of this report due to an ongoing statewide audit of school district attendance data currently being performed by the Auditor of State. However, the District has received preliminary results showing that it has again met 26 out of 26 objective performance indicators while earning a performance index score of 110.8, therefore earning the "Excellent with Distinction" honor yet again. Regarding the statewide attendance audit, the District has not been identified as having irregularities or other issues with its attendance reporting and feels strongly that processes are in place to accurately and fairly report its data to the State of Ohio. Further, Kensington Intermediate School was recently awarded the distinction of becoming a national Blue Ribbon School for 2011 and Rocky River High School was awarded with this distinction for 2012.

## **Financial Information**

***Internal Accounting and Budgetary Control:*** In developing the District's accounting system, much consideration was given to the adequacy of internal accounting controls. Internal accounting controls are designed to provide reasonable, but not absolute assurance regarding the safeguarding of assets against loss from unauthorized use or disposition and the reliability of financial records for preparing the financial statements and maintaining the accountability of assets. The concept of reasonable assurance is based on the assumption the cost of internal accounting controls should not exceed the benefits expected to be derived from their implementation.

The District utilizes a fully automated accounting system as well as an automated system of control for capital assets and payroll. These systems, coupled with the manual auditing of each voucher prior to payment, ensures financial information generated is both accurate and reliable.

At the beginning of each fiscal year, the Board of Education adopts either a temporary appropriation measure or a permanent appropriation measure for the fiscal year. If a temporary appropriation is first adopted, the permanent appropriation measure must be adopted upon receipt from the County Auditor of an amended certificate of estimated resources based on final assessed values and tax rates, which is usually within three months of the fiscal year.

Annual appropriations may not exceed the County Budget Commission's official estimate of resources. The County Auditor must certify that the Board of Education's appropriation measures, including any supplements or amendments, do not exceed the amount set forth in the latest of those official estimates.

All disbursements and transfers of cash between funds require appropriation authority from the Board. Budgets are controlled at the fund level for all District funds. All non-site-based purchase order requests must be approved by the Executive Director of Human Resources and Support Services and certified by the Treasurer; necessary funds are then encumbered and purchase orders released to vendors. Those requests which exceed the available appropriation are rejected until additional appropriations are secured.

The accounting system used by the District provides interim financial reports which detail year-to-date expenditures and encumbrances versus the original appropriation plus any additional appropriations to date.

In addition to interim financial statements, each administrator and school principal is furnished monthly reports showing the status of the budget accounts for which they are responsible.

As an additional safeguard, all employees are covered by a blanket bond and certain individuals in policy making roles are covered by a separate, higher limit bond.

The basis of accounting and the various funds utilized by the District are fully described in Note 2 of the financial statements. Additional information on the District's budgetary accounting can also be found in Note 2.

### ***Financial Reporting***

This is the eleventh year the District has prepared financial statements following GASB Statement No. 34 "Basic Financial Statements and Management's Discussion and Analysis for State and Local Governments". GASB Statement No. 34 creates basic financial statements for reporting on the District's financial activities as follows:

***Government-wide financial statements:*** These statements are prepared on an accrual basis of accounting which is similar to the basis of accounting followed by many businesses. The government-wide statements distinguish between those activities of the District that are governmental and those that are considered business-type activities. The District has no business-type activities.

***Fund financial statements:*** The focus of fund financial statements is on major funds rather than reporting funds by type. Non-major funds are presented in total in one column. Governmental funds use the modified accrual basis of accounting and include reconciliation to the governmental activities accrual information presented in the governmental-wide financial statements. Fiduciary funds use the accrual basis of accounting.

***Statements of budgetary comparisons:*** These statements present comparisons of actual information to the legally adopted budget. The budgetary basis as provided by law is based upon accounting for certain transactions on a basis of cash receipts, disbursements and encumbrances.

As part of this reporting model, management is responsible for preparing a Management Discussion and Analysis (MD&A) of the District. This discussion is presented in the financial section of this report and provides an assessment of the District finances for fiscal year 2012. This transmittal letter is intended to be read in conjunction with the District's MD&A.

### **Independent Audit**

State statutes require the District to be subjected to an annual examination by an independent auditor. An annual audit serves to maintain and strengthen the District's accounting and budgetary controls. The firm of James G. Zupka, CPA, Inc. was selected to render an opinion on the District's financial statements as of and for the year ended June 30, 2012. The opinion appears at the beginning of the financial section of this report.

Pursuant to statute, the State prescribes a uniform accounting system to standardize accounting classification and financial reporting for all school governments in Ohio. The District adopted and has been in conformance with that system beginning with its financial report for the year 1979.

## **Awards**

The Government Finance Officers Association of the United States and Canada (GFOA) awarded its Certificate of Achievement for Excellence in Financial Reporting to the Rocky River City School District for its comprehensive annual financial report (CAFR) for the year ended June 30, 2011.

This was the thirteenth year that the Rocky River City School District has achieved this prestigious award. In order to be awarded a Certificate of Achievement, a governmental unit must publish an easily readable and efficiently organized CAFR, whose contents conform to program standards. Such a report must satisfy both generally accepted accounting principles and applicable legal requirements.

A Certificate of Achievement is valid for a period of one year only. We believe that our current comprehensive annual financial report continues to meet the Certificate of Achievement Program's requirements and we are submitting it to the GFOA to determine its eligibility for another certificate. This Certificate is the highest form of recognition available for governmental accounting and financial reporting. Attainment of this Certificate represents a substantial accomplishment for any governmental entity.

## **Acknowledgments**

The publication of this report continues in the District's tradition of providing a high level of accountability of the District's finances to taxpayers, investors and other internal and external users of such information. This accomplishment would not have been possible without the support and efforts of the entire Treasurer's office staff of Janice Denham, Margaret Donnelly, Jeanne MacLaren and Betsy Lauer as well as administrators and other employees of the District. Assistance of the County Auditor's office staff and other outside agencies made possible the fair presentation of statistical data provided in this report.


Special thanks are extended to the CPA firm of Julian & Grube, Inc. for their technical assistance in preparing this report as well as to Dr. Dianna Foley, the District's Executive Director of Communications and Organizational Development, for designing the covers and divider pages of this report.

The Board of Education's commitment to excellence to the District in general, and support for this project in particular, are sincerely appreciated.

Respectfully Submitted,



Greg R. Markus, CPA  
Treasurer/CFO



Michael G. Shoaf, Ed.D.  
Superintendent of Schools

**Rocky River City School District**

*Principal Officials*

*June 30, 2012*

***Board of Education***

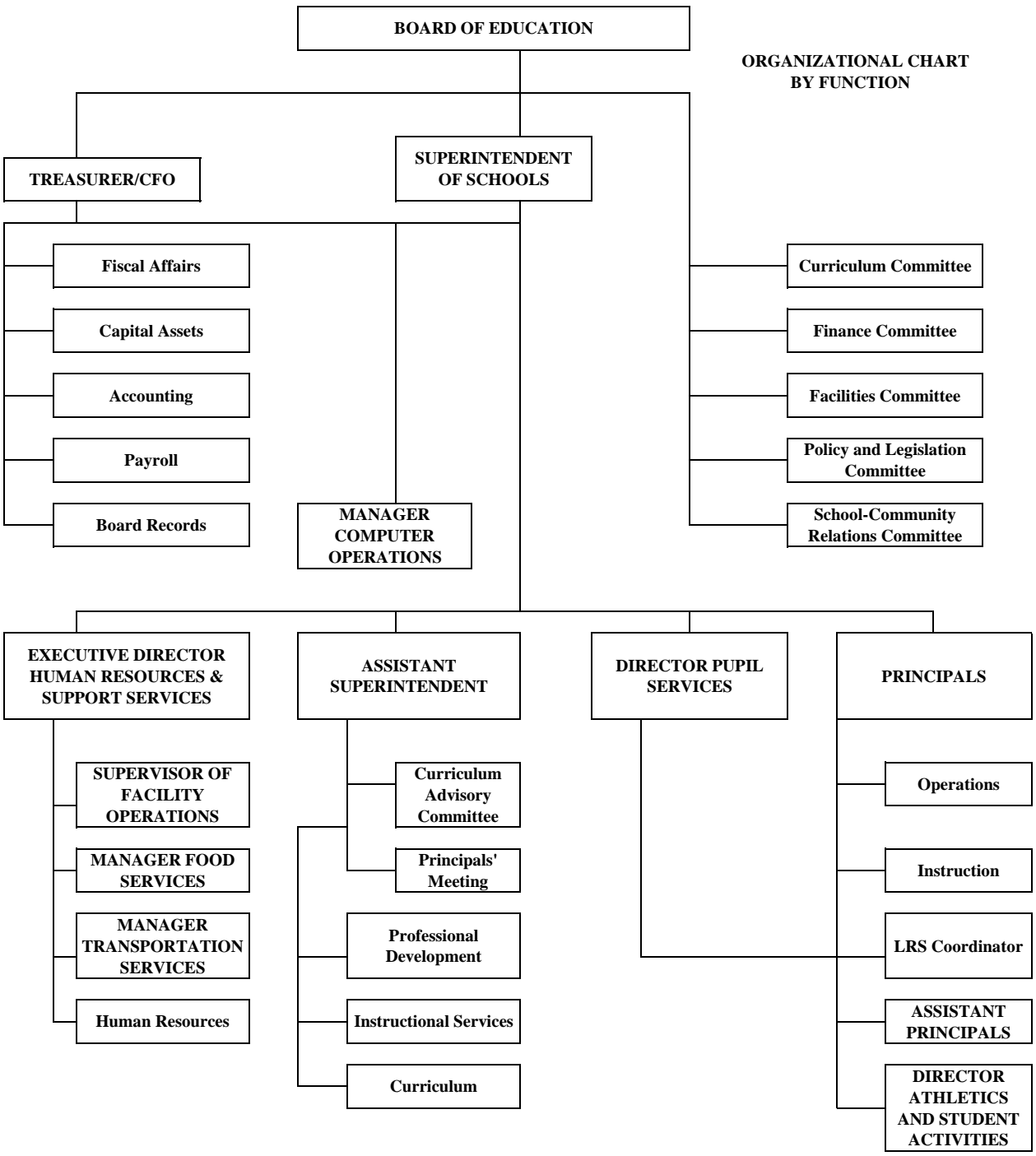
Kathleen Goepfert ..... President  
Jon Fancher ..... Vice-President  
Jay Milano ..... Member  
Jean A. Rounds ..... Member  
Scott E. Swartz ..... Member

***Administration***

Michael G. Shoaf, Ed.D ..... Superintendent  
Elizabeth Anderson ..... Assistant Superintendent  
Samuel Gifford ..... Executive Director of Human Resources and Support Services  
Dianna Foley ..... Executive Director of Communications and Organizational Development  
Jennifer Norman ..... Director of Pupil Services  
Greg R. Markus, CPA, CGMA ..... Treasurer/CFO



**ORGANIZATIONAL CHART  
BY FUNCTION**



# Certificate of Achievement for Excellence in Financial Reporting

Presented to

Rocky River City School  
District, Ohio

For its Comprehensive Annual  
Financial Report  
for the Fiscal Year Ended  
June 30, 2011

A Certificate of Achievement for Excellence in Financial Reporting is presented by the Government Finance Officers Association of the United States and Canada to government units and public employee retirement systems whose comprehensive annual financial reports (CAFRs) achieve the highest standards in government accounting and financial reporting.



*Linda C. Davison*

President

*Jeffrey R. Emer*

Executive Director

Comprehensive Annual Financial Report  
For the fiscal year ended June 30, 2012

# Financial Section



**ROCKY RIVER CITY SCHOOL DISTRICT**  
Cuyahoga County, Ohio



**JAMES G. ZUPKA, C.P.A., INC.**

*Certified Public Accountants*

*5240 East 98<sup>th</sup> Street*

*Garfield Hts., Ohio 44125*

Member American Institute of Certified Public Accountants

(216) 475 - 6136

Ohio Society of Certified Public Accountants

**INDEPENDENT AUDITOR'S REPORT**

Board of Education  
Rocky River City School District  
Rocky River, Ohio

The Honorable Dave Yost  
Auditor of State  
State of Ohio

We have audited the accompanying financial statements of the governmental activities, each major fund, and the aggregate remaining fund information of the Rocky River City School District, Cuyahoga County, Ohio, as of and for the year ended June 30, 2012, which collectively comprise the District's basic financial statements as listed in the table of contents. These financial statements are the responsibility of the Rocky River City School District, Ohio's management. Our responsibility is to express opinions on these financial statements based on our audit.


We conducted our audit in accordance with auditing standards generally accepted in the United States of America and the standards applicable to financial audits contained in *Government Auditing Standards*, issued by the Comptroller General of the United States. Those standards require that we plan and perform the audit to obtain reasonable assurance about whether the financial statements are free of material misstatement. An audit includes examining, on a test basis, evidence supporting the amounts and disclosures in the financial statements. An audit also includes assessing the accounting principles used and the significant estimates made by management, as well as evaluating the overall financial statement presentation. We believe that our audit provides a reasonable basis for our opinions.

In our opinion, the financial statements referred to above present fairly, in all material respects, the respective financial position of the governmental activities, each major fund, and the aggregate remaining fund information of the Rocky River City School District, Ohio as of June 30, 2012, and the respective changes in financial position, thereof and the budgetary comparison for the General Fund for the year then ended in conformity with accounting principles generally accepted in the United States of America.

In accordance with *Government Auditing Standards*, we have also issued our report dated December 14, 2012, on our consideration of the Rocky River City School District, Ohio's internal control over financial reporting and on our tests of its compliance with certain provisions of laws, regulations, contracts, and grant agreements and other matters. The purpose of that report is to describe the scope of our testing of internal control over financial reporting and compliance and the results of that testing, and not to provide an opinion on internal control over financial reporting or on compliance. That report is an integral part of an audit performed in accordance with *Government Auditing Standards* and should not be considered in assessing the results of our audit.

Accounting principles generally accepted in the United States of America require that the Management's Discussion and Analysis, as listed in the table of contents, be presented to supplement the basic financial statements. Such information, although not a part of the basic financial statements, is required by the Governmental Accounting Standards Board, who considers it to be an essential part of financial reporting for placing the basic financial statements in an appropriate operational, economic, or historical context. We have applied certain limited procedures to the required supplementary information in accordance with auditing standards generally accepted in the United States of America, which consisted of inquiries of management about the methods of preparing the information and comparing the information for consistency with management's responses to our inquiries, the basic financial statements, and other knowledge we obtained during our audit of the basic financial statements. We do not express an opinion or provide any assurance on the information because the limited procedures do not provide us with sufficient evidence to express an opinion or provide any assurance.

Our audit was conducted for the purpose of forming opinions on the financial statements that collectively comprise the Rocky River City School District, Ohio's financial statements as a whole. The introductory section, combining and individual nonmajor fund financial statements and schedules, and statistical section, are presented for purposes of additional analysis and are not a required part of the financial statements. The combining and individual nonmajor fund financial statements and schedules are the responsibility of management and were derived from and relate directly to the underlying accounting and other records used to prepare the financial statements. The information has been subjected to the auditing procedures applied in the audit of the financial statements and certain additional procedures, including comparing and reconciling such information directly to the underlying accounting and other records used to prepare the financial statements or to the financial statements themselves, and other additional procedures in accordance with auditing standards generally accepted in the United States of America. In our opinion, the information is fairly stated in all material respects in relation to the financial statements as a whole. The introductory and statistical sections have not been subjected to the auditing procedures applied in the audit of the basic financial statements and, accordingly, we do not express an opinion or provide any assurance on them.

  
James G. Zupka, CPA, Inc.  
Certified Public Accountants

December 14, 2012

**ROCKY RIVER CITY SCHOOL DISTRICT  
CUYAHOGA COUNTY, OHIO**

**MANAGEMENT'S DISCUSSION AND ANALYSIS  
FOR THE FISCAL YEAR ENDED JUNE 30, 2012  
(UNAUDITED)**

The discussion and analysis of Rocky River City School District's (the "District") financial performance provides an overall review of the District's financial activities for the fiscal year ended June 30, 2012. The intent of this discussion and analysis is to look at the District's financial performance as a whole; readers should also review the transmittal letter, notes to the basic financial statements and financial statements to enhance their understanding of the District's financial performance.

**Financial Highlights**

Key financial highlights for 2012 are as follows:

In total, net assets of the governmental activities increased \$1.2 million from a balance of \$11.2 million at June 30, 2011 to \$12.4 million at June 30, 2012.

Total governmental activities revenues decreased \$.1 million primarily due to a decrease in operating grants revenue as many federal programs were eliminated. The revenue decrease is further explained on page 37.

Total governmental activities expenses decreased \$2.0 million or 4.85 percent. The decrease was primarily due to cost cutting measures implemented by the District.

Program revenue, revenue from specific fees and grants, decreased to 9.41 percent of all revenue from 11.11 percent in 2011. Over ninety percent of governmental activities revenues come from general revenues, primarily property taxes.

Total capital assets, net increased from \$26.9 million at June 30, 2011 to \$42.6 million at June 30, 2012. This occurred as construction in progress more than offset depreciation expenses.

The District's outstanding long-term obligations decreased to \$58.2 million at June 30, 2012 from \$61.4 million at June 30, 2011.

The District's major governmental funds are the general fund, bond retirement fund and building fund. The general fund had \$32.2 million in revenues and other financing sources and \$31.8 million in expenditures and other financing uses. During fiscal 2012, the general fund's fund balance increased \$.4 million from a balance of \$1.6 million to a balance of \$2.0 million.

The bond retirement fund had \$4.3 million in revenues and \$5.5 million expenditures. During fiscal 2012, the bond retirement fund's fund balance decreased \$1.2 million from \$3.8 million to \$2.6 million.

The building fund had \$.4 million in revenues and \$17.5 million expenditures. During fiscal 2012, the building fund's fund balance decreased \$17.2 million from \$37.2 million to \$20.0 million.

**Using this Comprehensive Annual Financial Report (CAFR)**

This annual report consists of a series of financial statements and notes to those statements. These statements are organized so the reader can understand the District as a financial whole, an entire operating entity. The statements then proceed to provide an increasingly detailed look at specific financial activities.

**ROCKY RIVER CITY SCHOOL DISTRICT  
CUYAHOGA COUNTY, OHIO**

**MANAGEMENT'S DISCUSSION AND ANALYSIS  
FOR THE FISCAL YEAR ENDED JUNE 30, 2012  
(UNAUDITED)**

The *Statement of Net Assets* and *Statement of Activities* provide information about the activities of the whole District, presenting both an aggregate view of the District's finances and a longer-term view of those finances. Fund financial statements provide the next level of detail. For governmental funds, these statements tell how services were financed in the short-term and what remains for future spending. The fund financial statements also look at the District's most significant funds with all other non-major funds presented in total in one column. In the case of the District, the general fund, bond retirement fund and building fund are by far the most significant funds.

*Reporting the District as a Whole*

*Statement of Net Assets and the Statement of Activities*

While this document contains the large number of funds used by the District to provide programs and activities, the view of the District as a whole looks at all financial transactions and asks the question, "How did we do financially during 2012?" The Statement of Net Assets and the Statement of Activities answer this question. These statements include *all assets, liabilities, revenues and expenses* using the *accrual basis of accounting* similar to the accounting used by most private-sector companies. This basis of accounting will take into account all of the current year's revenues and expenses regardless of when cash is received or paid.

These two statements report the District's *net assets* and changes in those assets. This change in net assets is important because it tells the reader that, for the District as a whole, the *financial position* of the District has improved or diminished. The causes of this change may be the result of many factors, some financial, some not. Non-financial factors include the District's property tax base, current property tax laws in Ohio restricting revenue growth, facility conditions, required educational programs and other factors.

The statement of net assets and the statement of activities include the District's programs and services, including instruction, support services (which includes the operation and maintenance of plant and pupil transportation), extracurricular activities and food service operations.

The District's statement of net assets and statement of activities can be found on pages 51-52 of this report.

*Reporting the District's Most Significant Funds*

*Fund Financial Statements*

Fund financial statements provide detailed information about the District's major funds. The District uses many funds to account for a multitude of financial transactions. However, these fund financial statements focus on the District's most significant funds. The District's major governmental funds are the general fund, bond retirement debt service fund and the building capital projects fund.



**ROCKY RIVER CITY SCHOOL DISTRICT  
CUYAHOGA COUNTY, OHIO**

**MANAGEMENT'S DISCUSSION AND ANALYSIS  
FOR THE FISCAL YEAR ENDED JUNE 30, 2012  
(UNAUDITED)**

*Governmental Funds:* Most of the District's activities are reported in governmental funds, which focus on how money flows into and out of those funds and the balances left at year-end, available for spending in future periods. These funds are reported using an accounting method called *modified accrual* accounting, which measures cash and all other *financial assets* that can readily be converted to cash. The governmental fund statements provide a detailed *short-term view* of the District's general government operations and the services it provides. Governmental fund information helps you determine whether there are more or fewer financial resources that can be spent in the near future to finance educational programs. The relationship (or differences) between governmental *activities* (reported in the Statement of Net Assets and the Statement of Activities) and governmental *funds* is reconciled in the financial statements. The basic governmental fund financial statements can be found on pages 53-57 of this report.

**The District as a Whole**

Recall the Statement of Net Assets provides the perspective of the District as a whole. The Statement of Net Assets presents information on the Governmental Activities of the District. Table 1 provides a summary of the District's Governmental Activities net assets for 2012 compared to the two prior years.

**TABLE 1**  
Net Assets  
(In millions)

	Governmental Activities <u>2012</u>	Governmental Activities <u>2011</u>	Restated Governmental Activities <u>2010</u>
<b><u>Assets</u></b>			
Current and other assets	\$ 59.0	\$ 74.5	\$ 35.7
Capital assets, net	<u>42.6</u>	<u>26.9</u>	<u>23.9</u>
Total assets	<u>101.6</u>	<u>101.4</u>	<u>59.6</u>
<b><u>Liabilities</u></b>			
Current liabilities	31.0	28.8	28.7
Long-term liabilities	<u>58.2</u>	<u>61.4</u>	<u>19.0</u>
Total liabilities	<u>89.2</u>	<u>90.2</u>	<u>47.7</u>
<b><u>Net Assets</u></b>			
Invested in capital assets, net of related debt	10.1	9.7	10.9
Restricted	2.9	4.1	5.6
Unrestricted (deficit)	<u>(0.6)</u>	<u>(2.6)</u>	<u>(4.6)</u>
Total net assets	<u>\$ 12.4</u>	<u>\$ 11.2</u>	<u>\$ 11.9</u>

*Total Assets* increased by \$.2 million. Current assets decreased \$15.5 million primarily due to the current construction project which decreased cash and cash equivalents by \$15.8 million. Capital assets increased by \$15.7 million as capital additions exceeded depreciation expense. The District acquired \$17.6 million in capital assets in fiscal 2012 due to the current construction project.

*Total Liabilities* decreased by \$1.0 million. Long-term liabilities decreased \$3.2 million as the District paid bonds and other long-term obligations. Current liabilities increased by \$2.2 million due to an increase in contracts and retainage payable due at June 30.

**ROCKY RIVER CITY SCHOOL DISTRICT  
CUYAHOGA COUNTY, OHIO**

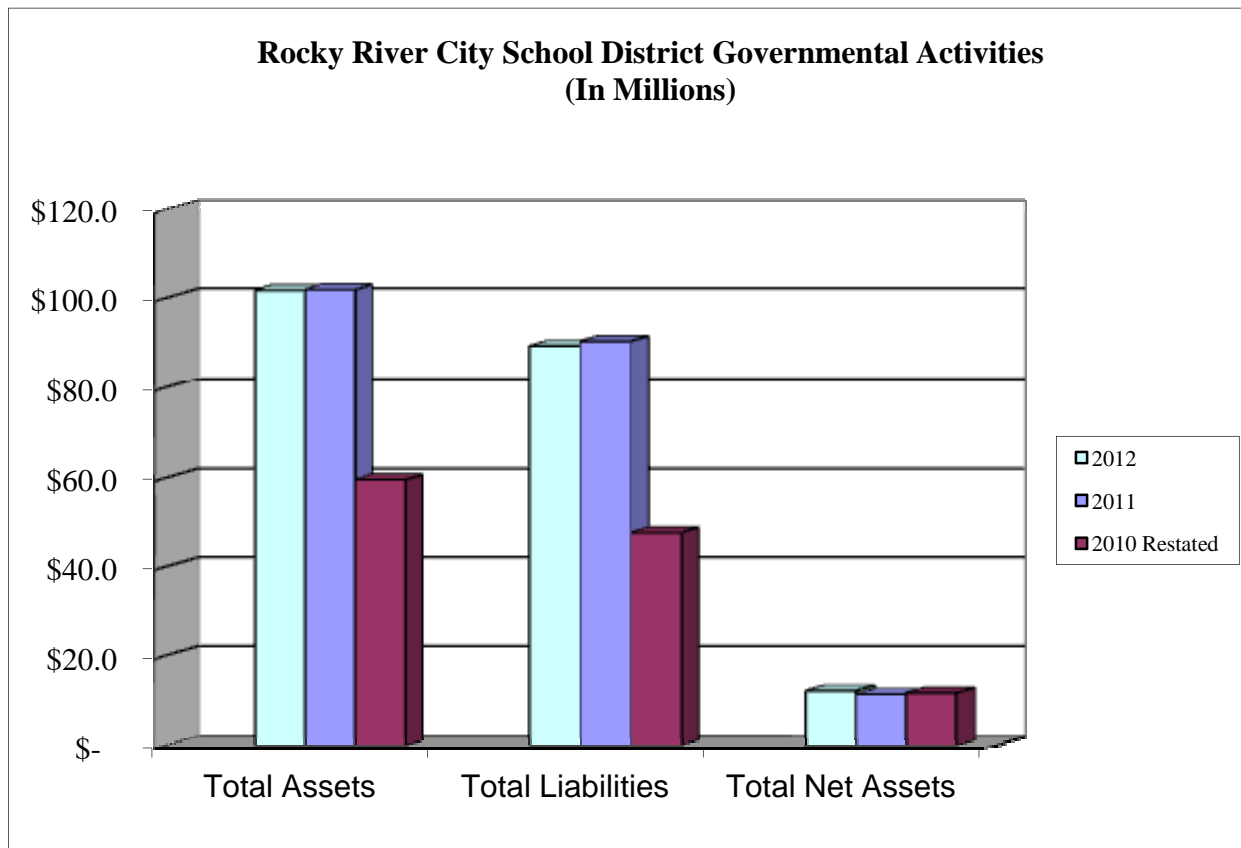
**MANAGEMENT'S DISCUSSION AND ANALYSIS  
FOR THE FISCAL YEAR ENDED JUNE 30, 2012  
(UNAUDITED)**

The unrestricted (deficit) portion of net assets of \$.6 million at June 30, 2012 was an increase of \$2.0 million from June 30, 2011.

Graph 1 below shows the District's governmental activities assets, liabilities and net assets for fiscal year 2012, 2011 and 2010.

**Graph 1**  
Net Assets Governmental Activities  
(In millions)

	2012	2011	Restated 2010
Total Assets	\$101.6	\$101.4	\$59.6
Total Liabilities	89.2	90.2	47.7
Total Net Assets	\$12.4	\$11.2	\$11.9



**ROCKY RIVER CITY SCHOOL DISTRICT  
CUYAHOGA COUNTY, OHIO**

**MANAGEMENT'S DISCUSSION AND ANALYSIS  
FOR THE FISCAL YEAR ENDED JUNE 30, 2012  
(UNAUDITED)**

Governmental Activities

The District's assets increased by \$.2 million, and total liabilities decreased by \$1.0 million. As a result, net assets increased \$1.2 million at the end of fiscal year 2012. Table 2 below shows the changes in governmental activities net assets for fiscal year 2012, 2011 and 2010.

**Table 2**  
Changes in Net Assets  
(In millions)

	Governmental Activities		
	2012	2011	Restated 2010
<b>Revenues</b>			
Program Revenues:			
Charges for Services and Sales	\$1.2	\$1.4	\$1.3
Operating Grants and Contributions	2.6	3.1	3.2
<i>Total Program Revenues</i>	<u>3.8</u>	<u>4.5</u>	<u>4.5</u>
General Revenues:			
Property Taxes	29.4	28.5	28.1
Grants and Entitlements	6.8	7.2	6.2
Other	0.4	0.3	0.3
<i>Total General Revenues</i>	<u>36.6</u>	<u>36.0</u>	<u>34.6</u>
<i>Total Revenues</i>	<u>40.4</u>	<u>40.5</u>	<u>39.1</u>
<b>Program Expenses</b>			
Instruction	19.6	21.5	20.4
Support Services:			
Pupils and Instructional Staff	3.6	3.3	3.1
Board of Education, Administration, Fiscal and Business	3.5	3.5	3.3
Operation and Maintenance of Plant	3.6	4.1	3.7
Pupil Transportation	1.8	1.8	1.5
Central	0.9	0.7	0.8
Operation of Non-Instructional Services:			
Food Service Operations	0.4	0.5	0.5
Other Non-Instructional Services	1.4	1.7	1.3
Extracurricular Activities	1.3	1.4	1.1
Interest and Fiscal Charges	3.1	2.7	1.1
<i>Total Expenses</i>	<u>39.2</u>	<u>41.2</u>	<u>36.8</u>
<i>Increase (Decrease) in Net Assets</i>	1.2	(0.7)	2.3
<i>Net Assets, July 1</i>	<u>11.2</u>	<u>11.9</u>	<u>9.6</u>
<i>Net Assets, June 30</i>	<u><u>\$12.4</u></u>	<u><u>\$11.2</u></u>	<u><u>\$11.9</u></u>

**ROCKY RIVER CITY SCHOOL DISTRICT  
CUYAHOGA COUNTY, OHIO**

**MANAGEMENT’S DISCUSSION AND ANALYSIS  
FOR THE FISCAL YEAR ENDED JUNE 30, 2012  
(UNAUDITED)**

Total revenue for *governmental activities* decreased \$.1 million primarily due to an increase in tax revenue resulting from the amount of taxes available as an advance at June 30, 2012. In addition, the District had a decrease in unrestricted grant and entitlement funding in fiscal year 2012 versus 2011 primarily due to Education Jobs revenue from the federal government in 2011.

Total expenses for *governmental activities* decreased \$2.0 million.

Instruction expenses decreased \$1.9 million primarily due to retirements and attrition coupled with increasing healthcare costs. This area accounts for 50.00 percent of District’s governmental activities expenses for 2012.

Support services expenses stayed the same primarily due to a decrease in operations and maintenance program expenses. The decrease is due to lower costs as the District started to wind down a construction project in fiscal 2012. Support services account for 34.19 percent of District’s governmental activities expenses for 2012.

Interest expenses increased \$.4 million as the District issued new debt to pay for the construction project.

Program revenue support for governmental activities decreased from 2011. The percent of program revenue support decreased to 9.41 percent from 11.11 percent in 2011. Operating grants and contributions decreased primarily due to funding received from the federal government through the American Reinvestment and Recovery Act (ARRA) in 2011. The vast majority of revenue supporting governmental activities, over 90 percent, continues to be general revenue. 72.77 percent of total revenue, \$29.4 million for 2012 was property taxes paid by the residents in the District. Only \$6.8 million (16.83 percent of total revenue) came from unrestricted state or federal sources (general revenue source).

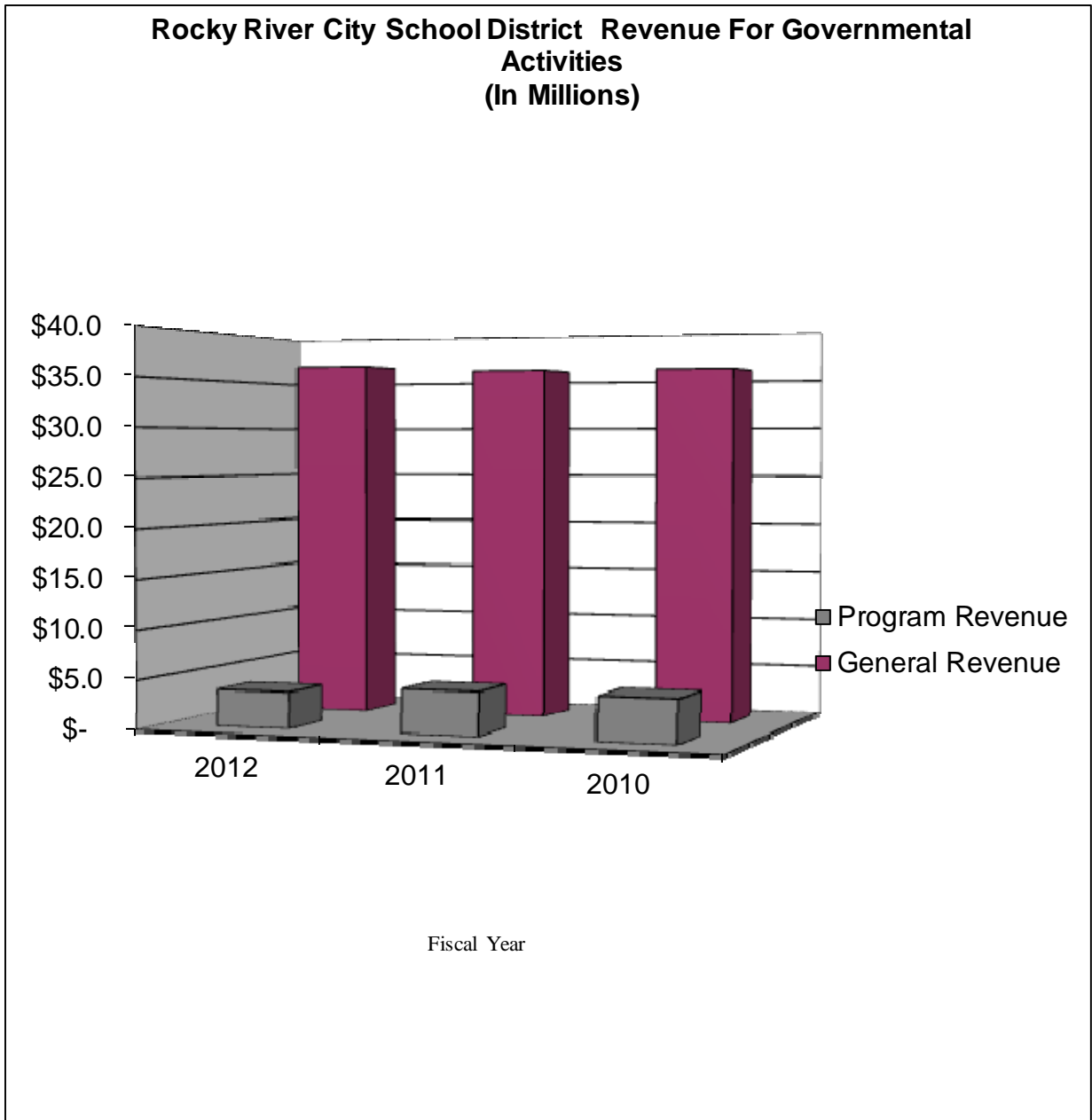
Graph 2 below shows a comparison of program revenues versus general revenue for the governmental activities for fiscal year 2012, 2011 and 2010.

**Graph 2**  
Revenues for Governmental Activities  
(In millions)

	2012	2011	2010
Program Revenue	\$3.8	\$4.5	\$4.5
General Revenue	36.6	36.0	34.6

**ROCKY RIVER CITY SCHOOL DISTRICT  
CUYAHOGA COUNTY, OHIO**

MANAGEMENT'S DISCUSSION AND ANALYSIS  
FOR THE FISCAL YEAR ENDED JUNE 30, 2012  
(UNAUDITED)



The District's property taxes increased \$.9 million in 2012 due to the taxes available as an advance in fiscal 2012. The unique nature of property taxes in Ohio creates the need to routinely seek voter approval for operating funds. The overall revenue generated by a voted levy does not increase solely as a result of inflation. As an example, a homeowner with a home valued at \$100,000 and taxed at 1.0 mill would pay \$35.00 annually in taxes. If three years later the home were reappraised and increased to \$200,000 (and this inflationary increase in value is comparable to other property owners) the effective tax rate would become .5 mills and the owner would still pay \$35.00.

**ROCKY RIVER CITY SCHOOL DISTRICT  
CUYAHOGA COUNTY, OHIO**

**MANAGEMENT'S DISCUSSION AND ANALYSIS  
FOR THE FISCAL YEAR ENDED JUNE 30, 2012  
(UNAUDITED)**

Thus Districts dependent upon property taxes are hampered by a lack of revenue growth and must regularly return to the voters to maintain a constant level of service. Property taxes made up 72.77 percent of revenues for governmental activities for District in fiscal year 2012.

The Statement of Activities shows the cost of program services and the charges for services and grants offsetting those services. Table 3 shows, for governmental activities, the total cost of services and the net cost of services. That is, it identifies the cost of these services supported by tax revenue and unrestricted State entitlements.

Table 3 below shows the governmental activities total cost of services and net cost of services for fiscal year 2012, 2011 and 2010.

**Table 3**  
Governmental Activities  
(In millions)

	2012		2011		2010	
	Total Cost of Services	Net Cost of Services	Total Cost of Services	Net Cost of Services	Total Cost of Services	Net Cost of Services
Instruction	\$ 19.6	\$ 18.6	\$ 21.5	\$ 20.1	\$ 20.4	\$ 18.7
Support Services:						
Pupils and Instructional Staff	3.6	3.2	3.3	2.8	3.1	2.8
Board of Education, Administration, Fiscal and Business	3.5	3.4	3.5	3.4	3.3	3.3
Operation and Maintenance of Plant	3.6	3.6	4.1	4.0	3.7	3.6
Pupil Transportation	1.8	1.6	1.8	1.7	1.5	1.4
Central	0.9	0.9	0.7	0.7	0.8	0.8
Operation of Non-Instructional Services:						
Food service Operations	0.4	0.0	0.5	0.0	0.5	0.0
Other Non-Instructional Services	1.4	0.0	1.7	0.3	1.3	(0.2)
Extracurricular Activities	1.3	1.0	1.4	1.0	1.1	0.8
Interest and Fiscal Charges	3.1	3.1	2.7	2.7	1.1	1.1
<b>Total</b>	<b>\$ 39.2</b>	<b>\$ 35.4</b>	<b>\$ 41.2</b>	<b>\$ 36.7</b>	<b>\$ 36.8</b>	<b>\$ 32.3</b>

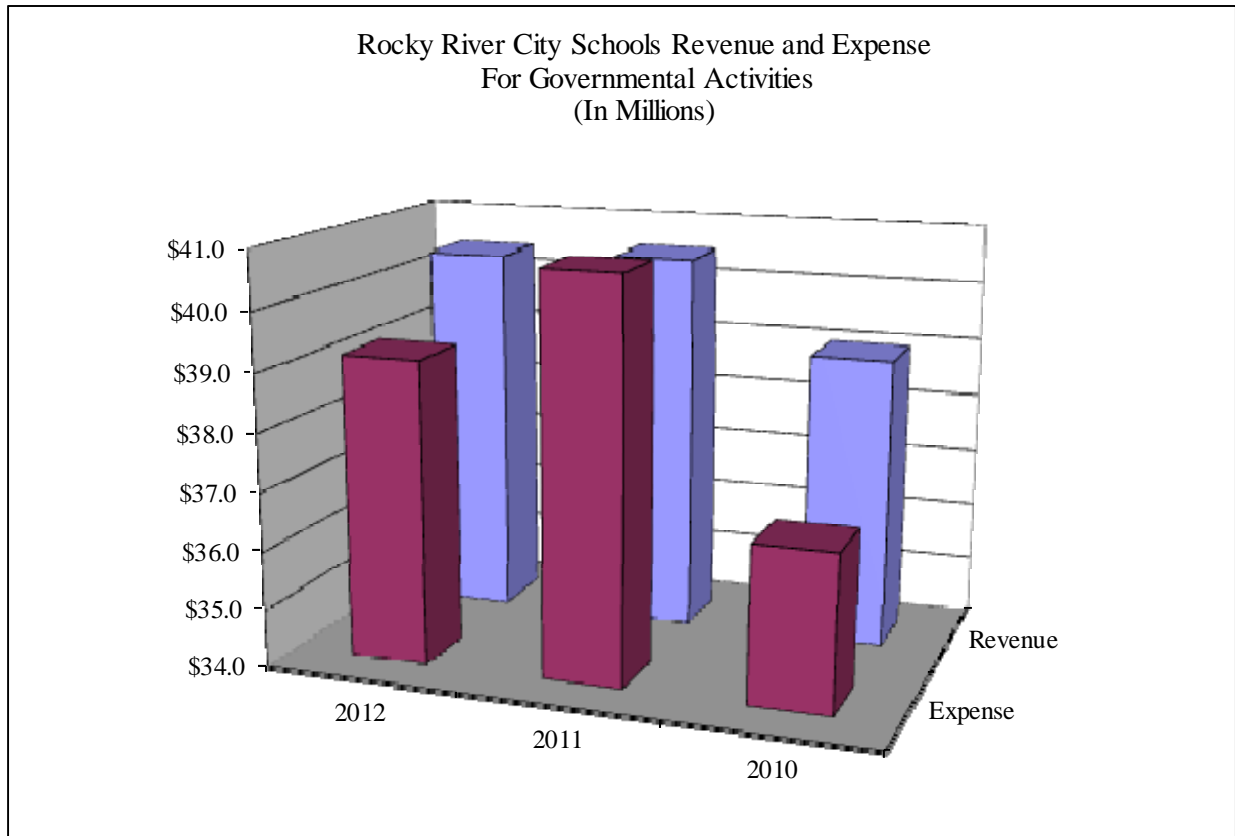
Graph 3 below shows the governmental activities revenues and expenses for fiscal year 2012, 2011 and 2010.

**Graph 3**  
Revenue and Expense for Governmental Activities  
(In millions)

	2012	2011	2010
Revenue	\$40.4	\$40.5	\$39.1
Expense	39.2	41.2	36.8

**ROCKY RIVER CITY SCHOOL DISTRICT  
CUYAHOGA COUNTY, OHIO**

**MANAGEMENT'S DISCUSSION AND ANALYSIS  
FOR THE FISCAL YEAR ENDED JUNE 30, 2012  
(UNAUDITED)**



Program revenue for governmental activities in 2012 was \$3.8 million or 9.41 percent of all revenue. For 2011, program revenue was \$4.5 million, or 11.11 percent of all revenue. The largest expense area was instruction, comprising \$19.6 million, 50.00 percent of all governmental activity expenses.

*The District's Governmental Funds*

The District's major governmental funds are reported on pages 53 and 55. All governmental funds are accounted for using the modified accrual basis of accounting. All governmental funds had total revenues of \$40.1 million and expenditures of \$58.0 million. The net change in fund balance for the year was most significant in the building fund. The building fund balance decreased by \$17.2 million primarily due to the payments for the District construction project. In addition, the general fund balance increased \$.4 million. The general fund had a decrease in intergovernmental-state revenue due to the loss of the reimbursement from the State of Ohio for lost tangible personal property tax which was phased-out. The only significant expenditure increase in the general fund was in the area of instructional staff which increased 105.39% due to increased staff, normal and customary wages and benefit increases coupled with increased health insurance and benefit costs.

**ROCKY RIVER CITY SCHOOL DISTRICT  
CUYAHOGA COUNTY, OHIO**

**MANAGEMENT'S DISCUSSION AND ANALYSIS  
FOR THE FISCAL YEAR ENDED JUNE 30, 2012  
(UNAUDITED)**

*General Fund Budgeting Highlights*

The District's budget is prepared according to Ohio law and is based on accounting for certain transactions on a basis of cash receipts, disbursements and encumbrances. The most significant budgeted fund is the general fund.

During the course of fiscal 2012, the District amended its general fund budget numerous times, none significant. The District uses site-based budgeting and the budgeting systems are designed to tightly control total site budgets but provide flexibility for site management.

For the general fund, actual budget basis revenue was \$0.4 million higher than the original budget estimates of \$31.0 million. Final budgeted revenues were \$31.4 million which was lower than actual budget basis revenues of \$32.1 million.

Total expenditures on the budget basis (cash outlays plus encumbrances) were \$32.0 million. Actual expenditures were less than original budgeted expenditures of \$32.1 million and \$.4 million less than final budgeted expenditures of \$32.4 million. The actual expenditures were less than the final budgeted amounts primarily due to less than anticipated spending on support services.

The general fund budgetary statement can be found on page 57.

***Capital Assets and Debt Administration***

**Capital Assets**

Table 4 below reports the District's capital assets, net of accumulated depreciation, for fiscal year 2012, 2011 and 2010.

**Table 4**  
Capital Assets, Net  
(In millions)

	Governmental Activities		
	2012	2011	2010
Land and construction in progress	\$19.1	\$5.3	\$1.0
Land Improvements	1.2	1.2	1.2
Buildings and Improvements	20.1	18.7	20.0
Furniture and Equipment	1.6	1.1	1.0
Vehicles	0.6	0.6	0.7
	\$42.6	\$26.9	\$23.9
<i>Total</i>			

At the end of fiscal 2012, the District had \$42.6 million in total capital assets. This is the value of land and construction in progress, land improvements, buildings and improvements, furniture and equipment and vehicles after depreciation is taken off their value. The largest component of these capital assets is buildings and improvements.



**ROCKY RIVER CITY SCHOOL DISTRICT  
CUYAHOGA COUNTY, OHIO**

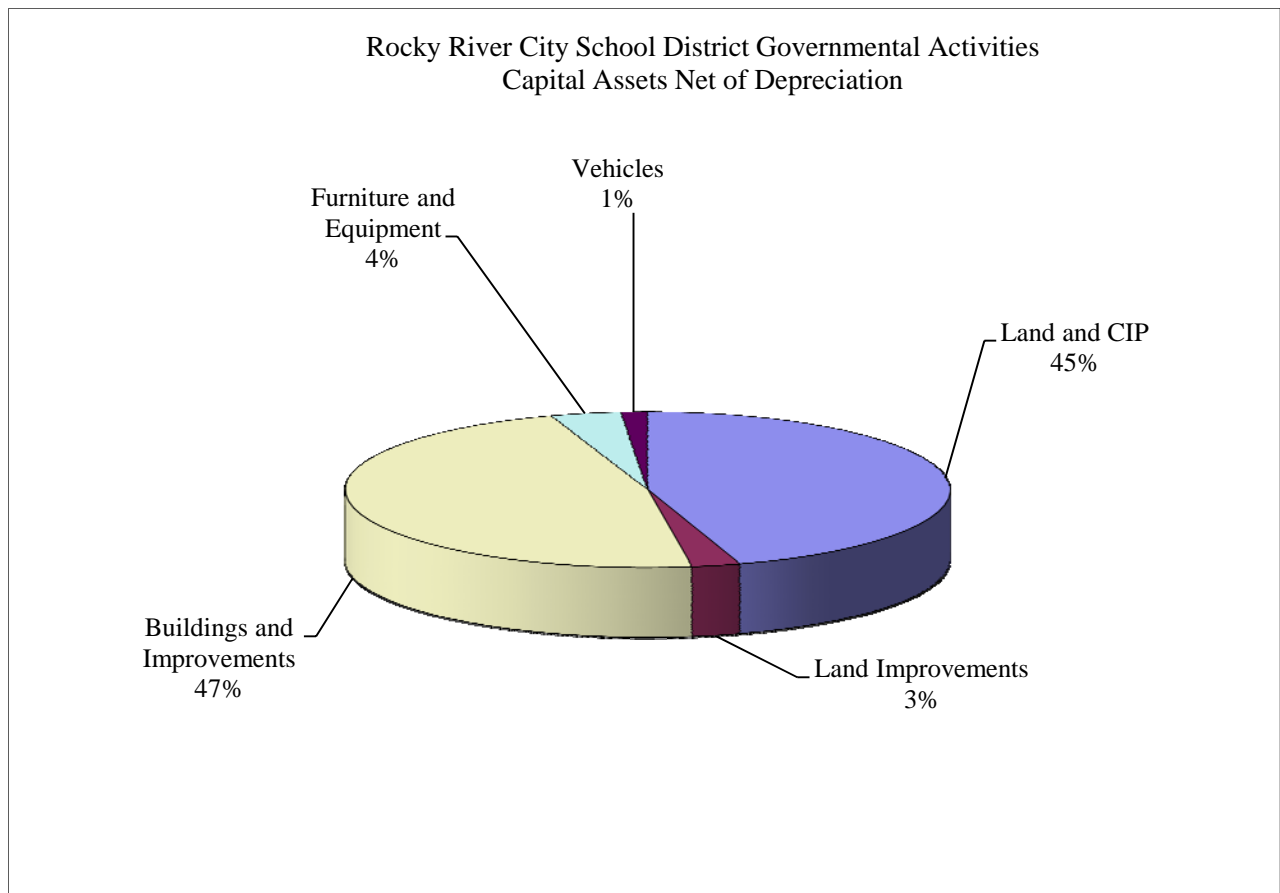
**MANAGEMENT'S DISCUSSION AND ANALYSIS  
FOR THE FISCAL YEAR ENDED JUNE 30, 2012  
(UNAUDITED)**

Total capital assets increased from \$26.9 million in 2011 to \$42.6 million for 2012. This increase was the result of capital acquisitions offsetting depreciation expense. The District acquired \$17.6 million in capital assets in fiscal 2012. For additional information on capital assets, see Note 9 to the basic financial statements.

Graph 4 below shows the governmental activities capital assets by category and the percentage to total assets for each category for capital assets, net at June 30, 2012

**Graph 4**  
Total Governmental Activities Capital Assets, Net  
(In millions)

	June 30, 2012
Land and construction in progress	\$19.1
Land Improvements	1.2
Building and Improvements	20.1
Furniture and Equipment	1.6
Vehicles	0.6
<b>Total</b>	<b>\$42.6</b>



**ROCKY RIVER CITY SCHOOL DISTRICT  
CUYAHOGA COUNTY, OHIO**

**MANAGEMENT'S DISCUSSION AND ANALYSIS  
FOR THE FISCAL YEAR ENDED JUNE 30, 2012  
(UNAUDITED)**

**Debt**

At June 30, 2012 the District had \$52.9 million in bonds outstanding. Table 5 below summarizes the District's bonds outstanding at June 30, 2012, 2011 and 2010.

**Table 5**  
Outstanding Bonded Debt at Year End  
(In millions)

	Governmental Activities		
	2012	2011	2010
School Building General Obligation Bonds	\$52.9	\$54.2	\$12.6
School Building Refunding Bonds	0.0	1.0	1.9
<i>Total</i>	<u>\$52.9</u>	<u>\$55.2</u>	<u>\$14.5</u>

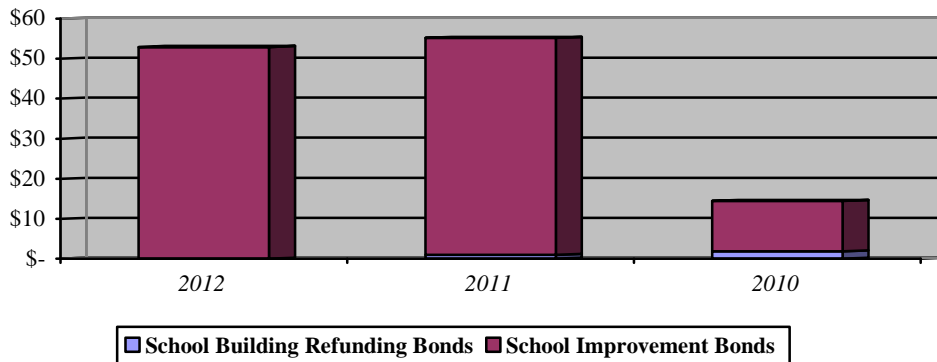
The School Building Improvement Bonds were issued following passage of the bond issue in November 1997. The bonds were issued in February 1998 in the amount of \$24.5 million. The proceeds of the issue funded the construction of the new middle school and renovations of the other facilities in the District.

The School Building Improvement Bonds were issued following passage of the bond issue in May 2010. The bonds were issued in September 2010 in the amount of \$42.9 million. The proceeds of the issue is funding the construction project in the District.

For additional information on debt, see Note 11 to the basic financial statements. Graph 5 below shows the District's debt outstanding at June 30, 2012, 2011 and 2010.

**Graph 5**  
Outstanding Debt at Year End

Rocky River City School District Outstanding Debt at Year End  
(In Millions)



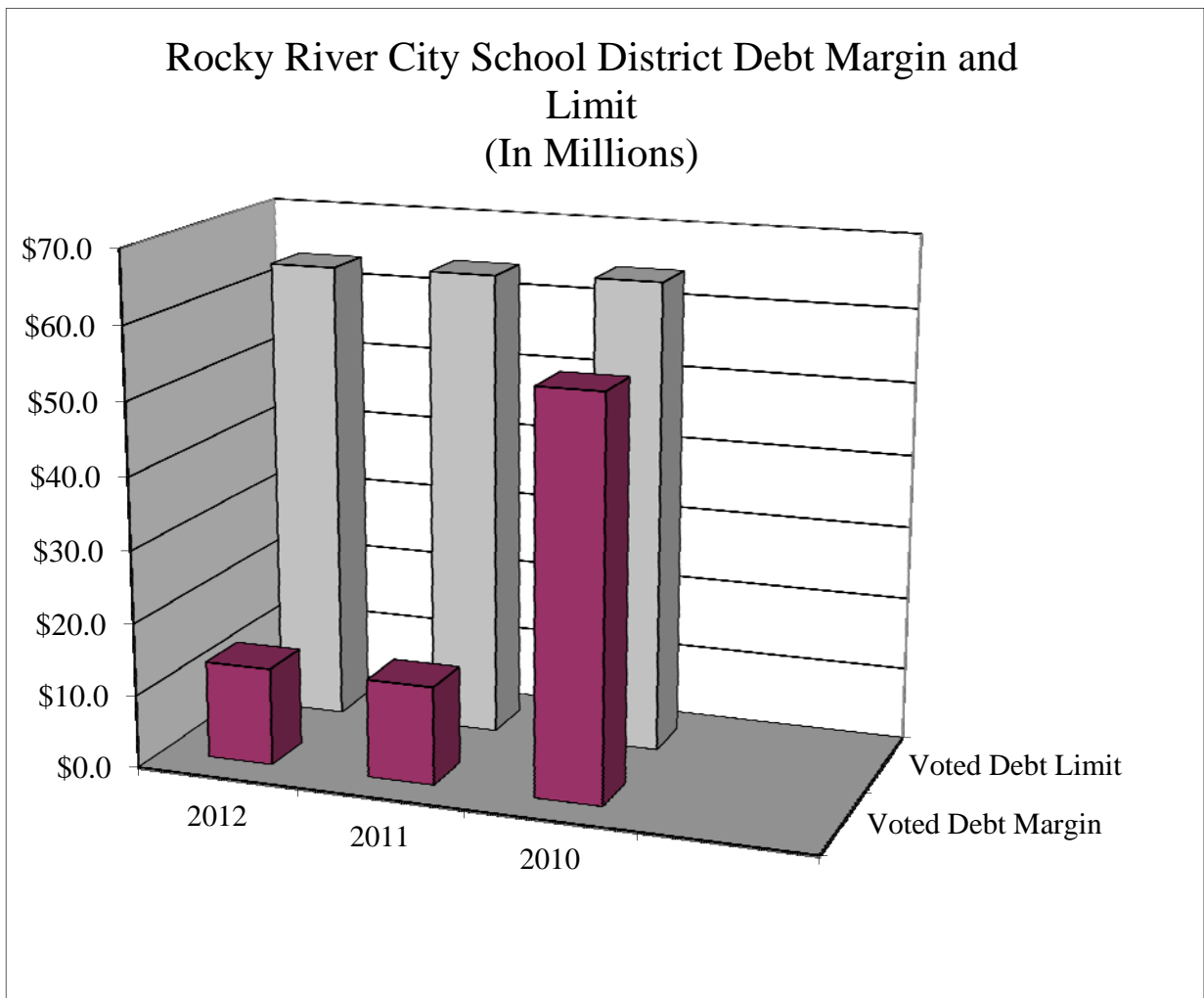
**ROCKY RIVER CITY SCHOOL DISTRICT  
CUYAHOGA COUNTY, OHIO**

**MANAGEMENT'S DISCUSSION AND ANALYSIS  
FOR THE FISCAL YEAR ENDED JUNE 30, 2012  
(UNAUDITED)**

Graph 6 below shows the District's legal debt limit and debt margin at June 30, 2012, 2011 and 2010.

**Graph 6**  
Debt Limit and Margin  
(In millions)

	2012	2011	2010
Voted Debt Limit	\$63.6	\$63.9	\$64.4
Voted Debt Margin	13.4	13.5	54.6



**ROCKY RIVER CITY SCHOOL DISTRICT  
CUYAHOGA COUNTY, OHIO**

**MANAGEMENT'S DISCUSSION AND ANALYSIS  
FOR THE FISCAL YEAR ENDED JUNE 30, 2012  
(UNAUDITED)**

**District Outlook**

The Rocky River City School District continues to experience many financial challenges based on the current state of the economy and the continued erosion of state funding support. As the preceding information shows, the District heavily depends on its property taxpayers. An operating levy of 5.9 mills was passed back in May of 2008 for a continuing period of time. That levy was planned to enable the District to continue its currently excellent education program level for a three-year levy cycle. However, with the continued emphasis on controlling costs and becoming more efficient with available resources, the District was able to stretch the planned three-year levy cycle to four years. This was in spite of a loss of over \$800,000 in State of Ohio funding (describe in more detail below) starting in July of 2012.

However, with the continued financial pressures of personnel needs to continue the level of services offered to our students, employee healthcare costs, facilities needs, the continued erosion of the commercial tax base through state tax law changes detrimental to schools (e.g. the accelerated "phase out" of the personal property and public utility subsidy payments starting in fiscal year 2012) as well as commercial and residential reductions in property values leading to significant lost revenues and an increase in the amount of delinquent taxes due to the housing market and general economic downturn over the past year, this goal will be very challenging to meet. A once healthy General Fund cash balance was brought down to a dangerously low level at the end of fiscal year 2005 and did not significantly improve by the end of fiscal year 2009. The District continued to operate with a low General Fund cash balance in relation to total budget during fiscal year 2010 as well, although the District ended that year with a moderately larger unencumbered balance than it did at the end of fiscal year 2009. This trend continued to improve into fiscal year 2011 as the District ended the year slightly more than double the unencumbered balance from fiscal year 2010. As the District progressed through fiscal year 2012, it saw an additional increase in the ending unencumbered balance mainly due to an increase in delinquent tax collections during the first half of calendar year 2012.

Due to the need for additional operating funds for programming, the Board of Education placed a 5.9 mill operating levy on the March 2012 primary ballot. This levy was expected to produce an estimated \$4.2 million annually to fund the Districts educational programs and operations for the next 3 – 4 years; however, it was defeated by a very narrow margin. As a result of the levy failure, the District's Board and administrative team undertook a comprehensive re-evaluation of needs was able to come up with a plan that reduced costs and delayed some programming initiatives. As a result of this re-evaluation, the Board of Education then placed a reduced 4.9 mill operating levy on the ballot for November 2012 which ultimately passed by a wide margin. This new funding is expected to generate approximately \$3.5 million annually and is expected to carry the District through at least three additional years and, more than likely, a fourth year based on current projections.

**ROCKY RIVER CITY SCHOOL DISTRICT  
CUYAHOGA COUNTY, OHIO**

**MANAGEMENT'S DISCUSSION AND ANALYSIS  
FOR THE FISCAL YEAR ENDED JUNE 30, 2012  
(UNAUDITED)**

The District continued some of the steps during fiscal year 2012 that were started back in fiscal year 2006 to stabilize the District's finances for the current fiscal year as well as for fiscal year 2012 and beyond in order to maintain and improve upon the District's educational and related programs. In March 2011, the District and both bargaining units agreed to a two-year contract for fiscal years 2012 and 2013 that did not include any base salary increases (only step increases). These agreements also called for significant concessions in health care, most notably the implementation of spousal language requiring spouses of employees to enroll in their employers' or retirement systems' insurance plan if certain conditions are met. These provisions also apply to all non-bargaining employees of the District. The District further addressed the employee health insurance expenditure area for the long-term by joining the Suburban Health Consortium as of July 1, 2010, which will enable the District to self-fund employee medical and prescription drug insurance plan with a group of 5,000+ lives. This should hopefully provide leverage in keeping annual increases to levels below general trending and even out increases when high claim years are experienced.

The District also reduced projected salary costs by hiring in certificated staff replacements at a lower placement on the teacher salary schedule wherever possible. This was significant going into fiscal year 2012 as the District had 23 employees (17 teachers, one administrator and five support staff) retire as of the end of fiscal year 2011, producing over \$700,000 in first-year savings for the District. The receipt of one-time federal monies in fiscal 2010 through the American Recovery and Reinvestment Act (ARRA) did help to fund some targeted areas such as special and remedial education. These funds continued to be used during fiscal 2011, but were eliminated for fiscal 2012, at which time funding for those programs reverted back to the District's General Fund for the most part. During October of 2012, the District's Board was able to come to an agreement with both bargaining units for a base pay freeze and an increase in the employee contribution towards health insurance premium funding rates. This pay freeze and insurance cost sharing was also extended to all non-bargaining employees.

Some of the District's facilities were in need of significant repairs and remodeling/redesign in order to be brought up to acceptable standards. Since the District does not have a dedicated revenue stream or other resources to address these issues, the Board of Education placed a \$42.9 million bond levy before the voters in May of 2010 that passed by a significant margin. The bonds were subsequently issued in September of 2010 and included near zero-interest Qualified School Construction Bonds (QSCB's) and 35% rebateable Build America Bonds (BAB's) as authorized by the federal ARRA as well as traditional tax-exempt bonds.

The plan for the use of these funds is a comprehensive one that covers the upgrade of virtually all buildings in the District (physical plant upgrades for the primary, intermediate and high schools and technology upgrades for the middle school) with the main emphasis being placed on the renovation and expansion of Rocky River High School to meet the needs of our students in order to provide them a 21<sup>st</sup> Century education. The construction period will last approximately 42 months and has progressed through various parts of the construction phase for the high school, primary school and intermediate school as of June 2012. The construction phase for renovated Board of Education administrative offices was substantially completed by July 15, 2011.

**ROCKY RIVER CITY SCHOOL DISTRICT  
CUYAHOGA COUNTY, OHIO**

**MANAGEMENT'S DISCUSSION AND ANALYSIS  
FOR THE FISCAL YEAR ENDED JUNE 30, 2012  
(UNAUDITED)**

Educationally, the District continues to perform at the highest level as determined by the State of Ohio, which is measured by an objectively defined set of proficiency criteria. The District's most recent state report card (for the 2010-11 academic year) shows its students having met or exceeded the minimum requirements on 26 out of 26 objective performance indicators as mandated by the State of Ohio, therefore receiving an "Excellent with Distinction" designation from the State. The District's performance index of 110.9 out of a possible 120 was the second highest of all public school districts within the state. The 2011-12 state report card for the District has not been released as of the date of this report due to an ongoing statewide audit of school district attendance data currently being performed by the Auditor of State. However, the District has received preliminary results showing that it has again met 26 out of 26 objective performance indicators while earning a performance index score of 110.8, therefore earning the "Excellent with Distinction" honor yet again. Regarding the statewide attendance audit, the District has not been identified as having irregularities or other issues with its attendance reporting and feels strongly that processes are in place to accurately and fairly report its data to the State of Ohio.

In June 2005, the State Legislature made landmark changes to the State's taxing structure with the passage of House Bill 66 that took effect July 1, 2005. Of the many changes to Ohio's taxing structure, one of the most significant changes was the phase-out of the tangible personal property (TPP) tax on most businesses inventory, manufacturing machinery and equipment, and furniture and fixtures over four years at about 25 percent annually beginning in tax year 2006. Most new manufacturing machinery and equipment that would have been first taxable in tax year 2006 and thereafter is no longer subjected to TPP tax. Ohio School Districts were to be fully "held harmless" for lost revenue through tax year 2010 by the State. HB 1 signed into law by the Governor as of July 1, 2010 included a provision to extend the full (100%) reimbursement of "base year" valuation losses through fiscal year 2013. Reimbursements were then to be phased out starting in fiscal year 2014 through fiscal year 2018. The District began receiving these "hold harmless" payments in May of 2006.

However, the revenue guarantee through fiscal 2013 was eliminated upon the adoption of Amended Substitute H.B. 153 that was signed into law on June 30, 2011. This house bill phases out the District's personal property tax reimbursement and the utility deregulation/SB3/KwH tax reimbursement revenue sources by fiscal year 2013. The impact on the District's revenues is a reduction of over \$821,748 for fiscal year 2012 and an *additional* \$445,684 in fiscal year 2013. The total reduction of revenue over four years of the District's forecast is \$3,491,956 over what was estimated based on previous law. This House Bill also removed all provisions of the "Evidenced Based Model" (EBM) that was in law previously. These changes along with the increasingly difficult climate for school levy passage will continue to be crucial issues to be dealt with by the District going forward.

**ROCKY RIVER CITY SCHOOL DISTRICT  
CUYAHOGA COUNTY, OHIO**

**MANAGEMENT'S DISCUSSION AND ANALYSIS  
FOR THE FISCAL YEAR ENDED JUNE 30, 2012  
(UNAUDITED)**

**Contacting the District's Financial Management**

This financial report is designed to provide our citizen's, taxpayers, investors, creditors and the general public with an overview of the District's finances and to show accountability for the money it receives. If you have any questions about this report or would like additional financial information about the District, please contact Greg R. Markus, CPA, Treasurer/CFO, Rocky River City School District, 1101 Morewood Parkway, Rocky River, Ohio, 44116 or by email at [Markus.Greg@rrcs.org](mailto:Markus.Greg@rrcs.org). You may also visit the District's website at [www.rrcs.org](http://www.rrcs.org).

**THIS PAGE IS INTENTIONALLY LEFT BLANK**



**ROCKY RIVER CITY SCHOOL DISTRICT  
CUYAHOGA COUNTY, OHIO**

STATEMENT OF NET ASSETS  
JUNE 30, 2012

	<b>Governmental Activities</b>
<b>Assets:</b>	
Equity in pooled cash and investments . . . . .	\$ 28,432,211
Receivables:	
Property taxes . . . . .	29,852,372
Accounts . . . . .	76,871
Accrued interest . . . . .	25,479
Intergovernmental . . . . .	144,972
Materials and supplies inventory . . . . .	41,962
Inventory held for resale . . . . .	11,610
Unamortized bond issuance costs . . . . .	412,869
Capital assets:	
Land and construction in progress . . . . .	19,127,868
Depreciable capital assets, net . . . . .	23,505,996
Capital assets, net . . . . .	42,633,864
 Total assets . . . . .	 101,632,210
 <b>Liabilities:</b>	
Accounts payable . . . . .	120,449
Contracts payable . . . . .	2,324,780
Retainage payable . . . . .	598,393
Accrued wages and benefits . . . . .	2,668,865
Pension obligation payable . . . . .	669,735
Intergovernmental payable . . . . .	122,933
Unearned revenue . . . . .	24,267,296
Accrued interest payable . . . . .	242,518
Long-term liabilities:	
Due within one year . . . . .	2,549,395
Due in more than one year . . . . .	55,691,112
 Total liabilities . . . . .	 89,255,476
 <b>Net Assets:</b>	
Invested in capital assets, net of related debt . . . . .	10,079,587
Restricted for:	
Debt service . . . . .	2,630,774
Locally funded programs . . . . .	11,471
State funded programs . . . . .	162,880
Federally funded programs . . . . .	512
Student activities . . . . .	37,323
Other purposes . . . . .	82,613
Unrestricted (deficit) . . . . .	(628,426)
 Total net assets . . . . .	 \$ 12,376,734

SEE ACCOMPANYING NOTES TO THE BASIC FINANCIAL STATEMENTS

**ROCKY RIVER CITY SCHOOL DISTRICT  
CUYAHOGA COUNTY, OHIO**

STATEMENT OF ACTIVITIES  
FOR THE FISCAL YEAR ENDED JUNE 30, 2012

	Expenses	Program Revenues		Net (Expense) Revenue and Changes in Net Assets
		Charges for Services and Sales	Operating Grants and Contributions	
<b>Governmental activities:</b>				
Instruction:				
Regular . . . . .	\$ 14,736,546	\$ 367,012	\$ 48,282	\$ (14,321,252)
Special . . . . .	4,255,107	30,042	510,184	(3,714,881)
Vocational . . . . .	559,365	-	-	(559,365)
Other . . . . .	38,196	-	-	(38,196)
Support services:				
Pupil . . . . .	2,160,361	74,489	217,192	(1,868,680)
Instructional staff . . . . .	1,470,997	-	115,283	(1,355,714)
Board of education . . . . .	37,005	-	-	(37,005)
Administration . . . . .	1,841,920	-	-	(1,841,920)
Fiscal . . . . .	1,056,593	12,151	-	(1,044,442)
Business . . . . .	533,510	67,312	-	(466,198)
Operations and maintenance . . . . .	3,565,530	16,646	-	(3,548,884)
Pupil transportation . . . . .	1,804,987	53,567	110,365	(1,641,055)
Central . . . . .	870,089	-	-	(870,089)
Operation of non-instructional services:				
Food service operations . . . . .	433,770	300,500	116,327	(16,943)
Other non-instructional services . . . . .	1,439,606	26,738	1,431,212	18,344
Extracurricular activities . . . . .	1,291,766	209,067	87,435	(995,264)
Interest and fiscal charges . . . . .	3,097,923	-	-	(3,097,923)
<b>Totals . . . . .</b>	<b>\$ 39,193,271</b>	<b>\$ 1,157,524</b>	<b>\$ 2,636,280</b>	<b>(35,399,467)</b>
<b>General Revenues:</b>				
Property taxes levied for:				
General purposes . . . . .				25,455,709
Debt service . . . . .				3,876,812
Grants and entitlements not restricted to specific programs . . . . .				6,828,628
Investment earnings . . . . .				158,482
Miscellaneous . . . . .				249,790
<b>Total general revenues . . . . .</b>				<b>36,569,421</b>
Change in net assets . . . . .				1,169,954
<b>Net assets at beginning of year . . . . .</b>				<b>11,206,780</b>
<b>Net assets at end of year . . . . .</b>				<b>\$ 12,376,734</b>

SEE ACCOMPANYING NOTES TO THE BASIC FINANCIAL STATEMENTS

**ROCKY RIVER CITY SCHOOL DISTRICT  
CUYAHOGA COUNTY, OHIO**

BALANCE SHEET  
GOVERNMENTAL FUNDS  
JUNE 30, 2012

	General	Bond Retirement	Building	Other Governmental Funds	Total Governmental Funds
<b>Assets:</b>					
Equity in pooled cash and investments . . . . .	\$ 3,006,713	\$ 1,648,334	\$ 23,404,967	\$ 372,197	\$ 28,432,211
Receivables:					
Property taxes . . . . .	25,864,282	3,988,090	-	-	29,852,372
Accounts . . . . .	63,486	-	-	13,385	76,871
Accrued interest . . . . .	5,456	-	19,538	485	25,479
Interfund loans . . . . .	24,916	442,898	-	-	467,814
Intergovernmental . . . . .	94,956	-	-	50,016	144,972
Materials and supplies inventory . . . . .	39,404	-	-	2,558	41,962
Inventory held for resale . . . . .	4,360	-	-	7,250	11,610
Total assets . . . . .	<u>\$ 29,103,573</u>	<u>\$ 6,079,322</u>	<u>\$ 23,424,505</u>	<u>\$ 445,891</u>	<u>\$ 59,053,291</u>
<b>Liabilities:</b>					
Accounts payable . . . . .	\$ 86,364	\$ -	\$ -	\$ 34,085	\$ 120,449
Contracts payable . . . . .	-	-	2,324,780	-	2,324,780
Retainage payable . . . . .	-	-	598,393	-	598,393
Accrued wages and benefits . . . . .	2,641,438	-	12	27,415	2,668,865
Compensated absences payable . . . . .	884,441	-	-	-	884,441
Intergovernmental payable . . . . .	120,163	-	265	2,505	122,933
Pension obligation payable . . . . .	653,960	-	3,132	12,643	669,735
Interfund loans payable . . . . .	-	-	442,898	24,916	467,814
Deferred revenue . . . . .	1,647,439	249,258	15,477	485	1,912,659
Unearned revenue . . . . .	21,061,266	3,206,030	-	-	24,267,296
Total liabilities . . . . .	<u>27,095,071</u>	<u>3,455,288</u>	<u>3,384,957</u>	<u>102,049</u>	<u>34,037,365</u>
<b>Fund Balances:</b>					
Nonspendable:					
Materials and supplies inventory . . . . .	39,404	-	-	2,558	41,962
Inventory held for resale . . . . .	4,360	-	-	7,250	11,610
Unclaimed monies . . . . .	12,327	-	-	-	12,327
Restricted:					
Debt service . . . . .	-	2,624,034	-	-	2,624,034
Capital improvements . . . . .	-	-	20,039,548	-	20,039,548
Food service operations . . . . .	-	-	-	53,430	53,430
Non-public schools . . . . .	-	-	-	166,320	166,320
Targeted academic assistance . . . . .	-	-	-	510	510
Other purposes . . . . .	-	-	-	11,473	11,473
Extracurricular . . . . .	-	-	-	37,323	37,323
Committed:					
Capital improvements . . . . .	-	-	-	48,604	48,604
Other purposes . . . . .	-	-	-	19,915	19,915
Assigned:					
Student instruction . . . . .	93,507	-	-	-	93,507
Student and staff support . . . . .	405,460	-	-	-	405,460
Extracurricular activities . . . . .	2,575	-	-	-	2,575
School supplies . . . . .	23,077	-	-	-	23,077
Subsequent year appropriation . . . . .	694,396	-	-	-	694,396
Unassigned . . . . .	733,396	-	-	(3,541)	729,855
Total fund balances . . . . .	<u>2,008,502</u>	<u>2,624,034</u>	<u>20,039,548</u>	<u>343,842</u>	<u>25,015,926</u>
Total liabilities and fund balances . . . . .	<u>\$ 29,103,573</u>	<u>\$ 6,079,322</u>	<u>\$ 23,424,505</u>	<u>\$ 445,891</u>	<u>\$ 59,053,291</u>

SEE ACCOMPANYING NOTES TO THE BASIC FINANCIAL STATEMENTS

**ROCKY RIVER CITY SCHOOL DISTRICT  
CUYAHOGA COUNTY, OHIO**

RECONCILIATION OF TOTAL GOVERNMENTAL FUND BALANCES TO  
NET ASSETS OF GOVERNMENTAL ACTIVITIES  
JUNE 30, 2012

<b>Total governmental fund balances</b>		\$	25,015,926
<i>Amounts reported for governmental activities on the statement of net assets are different because:</i>			
Capital assets used in governmental activities are not financial resources and therefore are not reported in the funds.			42,633,864
Other long-term assets are not available to pay for current-period expenditures and therefore are deferred in the funds.			
Property taxes receivable	\$	1,779,885	
Accounts receivable		111,356	
Accrued interest receivable		21,418	
Total		21,418	1,912,659
Unamortized bond issuance costs are not recognized in the funds.			412,869
Unamortized premiums on bond issuances are not recognized in the funds.			(420,727)
Accrued interest payable is not due and payable in the current period and therefore is not reported in the funds.			(242,518)
Long-term liabilities, including bonds payable, are not due and payable in the current period and therefore are not reported in the funds.			
General obligation bonds		(52,866,086)	
Lease-purchase obligations		(119,426)	
Compensated absences		(3,949,827)	
Total		(56,935,339)	(56,935,339)
<b>Net assets of governmental activities</b>		\$	12,376,734

SEE ACCOMPANYING NOTES TO THE BASIC FINANCIAL STATEMENTS

**ROCKY RIVER CITY SCHOOL DISTRICT  
CUYAHOGA COUNTY, OHIO**

STATEMENT OF REVENUES, EXPENDITURES AND CHANGES IN FUND BALANCES  
GOVERNMENTAL FUNDS  
FOR THE FISCAL YEAR ENDED JUNE 30, 2012

	<u>General</u>	<u>Bond Retirement</u>	<u>Building</u>	<u>Other Governmental Funds</u>	<u>Total Governmental Funds</u>
<b>Revenues:</b>					
From local sources:					
Property taxes . . . . .	\$ 25,025,412	\$ 3,805,906	\$ -	\$ -	\$ 28,831,318
Tuition . . . . .	88,948	-	-	-	88,948
Transportation fees . . . . .	9,088	-	-	-	9,088
Earnings on investments . . . . .	50,911	-	108,149	538	159,598
Charges for services . . . . .	-	-	-	300,500	300,500
Extracurricular . . . . .	4,500	-	-	195,479	199,979
Classroom materials and fees . . . . .	247,676	-	-	-	247,676
Rental income . . . . .	50,246	-	133,030	56,602	239,878
Contributions and donations . . . . .	38,440	-	-	32,482	70,922
Contract services . . . . .	105,055	-	-	-	105,055
Other local revenues . . . . .	120,201	-	114,633	77,964	312,798
Intergovernmental - intermediate . . . . .	38,866	-	-	-	38,866
Intergovernmental - state . . . . .	5,193,590	536,436	-	1,341,069	7,071,095
Intergovernmental - federal . . . . .	1,170,101	-	-	1,234,709	2,404,810
Total revenues . . . . .	<u>32,143,034</u>	<u>4,342,342</u>	<u>355,812</u>	<u>3,239,343</u>	<u>40,080,531</u>
<b>Expenditures:</b>					
Current:					
Instruction:					
Regular . . . . .	14,450,231	-	-	62,661	14,512,892
Special . . . . .	3,434,460	-	-	634,398	4,068,858
Vocational . . . . .	537,264	-	-	-	537,264
Other . . . . .	40,233	-	-	-	40,233
Support services:					
Pupil . . . . .	1,994,062	-	-	218,228	2,212,290
Instructional staff . . . . .	1,278,592	-	-	138,451	1,417,043
Board of education . . . . .	35,785	-	-	-	35,785
Administration . . . . .	1,817,853	-	-	173	1,818,026
Fiscal . . . . .	926,691	68,089	18,125	-	1,012,905
Business . . . . .	419,786	-	100,403	-	520,189
Operations and maintenance . . . . .	3,406,352	-	-	-	3,406,352
Pupil transportation . . . . .	1,653,813	-	79,900	-	1,733,713
Central . . . . .	742,814	-	-	593	743,407
Operation of non-instructional services:					
Food service operations . . . . .	-	-	-	433,324	433,324
Other non-instructional services . . . . .	60,070	-	-	1,298,090	1,358,160
Extracurricular activities . . . . .	876,760	-	-	315,201	1,191,961
Facilities acquisition and construction . . . . .	-	-	17,339,334	-	17,339,334
Debt service:					
Principal retirement . . . . .	60,609	2,490,000	-	32,584	2,583,193
Interest and fiscal charges . . . . .	4,630	2,985,892	7,176	3,405	3,001,103
Total expenditures . . . . .	<u>31,740,005</u>	<u>5,543,981</u>	<u>17,544,938</u>	<u>3,137,108</u>	<u>57,966,032</u>
Excess of revenues over (under) expenditures . . . . .	<u>403,029</u>	<u>(1,201,639)</u>	<u>(17,189,126)</u>	<u>102,235</u>	<u>(17,885,501)</u>
<b>Other financing sources (uses):</b>					
Sale/loss of assets . . . . .	10,391	-	-	-	10,391
Transfers in . . . . .	-	-	-	50,000	50,000
Transfers (out) . . . . .	(50,000)	-	-	-	(50,000)
Total other financing sources (uses) . . . . .	<u>(39,609)</u>	<u>-</u>	<u>-</u>	<u>50,000</u>	<u>10,391</u>
Net change in fund balances . . . . .	363,420	(1,201,639)	(17,189,126)	152,235	(17,875,110)
<b>Fund balances at beginning of year . . . . .</b>	<u>1,645,082</u>	<u>3,825,673</u>	<u>37,228,674</u>	<u>191,607</u>	<u>42,891,036</u>
<b>Fund balances at end of year . . . . .</b>	<u>\$ 2,008,502</u>	<u>\$ 2,624,034</u>	<u>\$ 20,039,548</u>	<u>\$ 343,842</u>	<u>\$ 25,015,926</u>

SEE ACCOMPANYING NOTES TO THE BASIC FINANCIAL STATEMENTS

**ROCKY RIVER CITY SCHOOL DISTRICT  
CUYAHOGA COUNTY, OHIO**

RECONCILIATION OF THE STATEMENT OF REVENUES, EXPENDITURES  
AND CHANGES IN FUND BALANCES OF GOVERNMENTAL FUNDS  
TO THE STATEMENT OF ACTIVITIES  
FOR THE FISCAL YEAR ENDED JUNE 30, 2012

**Net change in fund balances - total governmental funds** \$ (17,875,110)

*Amounts reported for governmental activities in the statement of activities are different because:*

Governmental funds report capital outlays as expenditures. However, in the statement of activities, the cost of those assets are allocated over their estimated useful lives as depreciation expense. This is the amount by which capital outlays exceeds depreciation expense in the current period.

Capital asset additions	\$	17,631,972	
Current year depreciation		(1,873,625)	
Total			15,758,347

The net effect of various miscellaneous transactions involving capital assets (i.e., sales, disposals, trade-ins, and donations) is to decrease net assets. (26,786)

Revenues in the statement of activities that do not provide current financial resources are not reported as revenues in the governmental funds.

Delinquent tax revenue		501,203	
Interest income		(337)	
Other local revenues		14,956	
Rental income		(33,600)	
Intergovernmental revenue		(199,528)	
Total			282,694

Repayment of bond and lease-purchase principal is an expenditure in the governmental funds, but the repayment reduces long-term liabilities on the statement of net assets. Principal payments during the year were:

Bonds		2,490,000	
Lease-purchase		93,193	
Total			2,583,193

In the statement of activities, interest is accrued on outstanding bonds, whereas in governmental funds, an interest expenditure is reported when due. The following items resulted in additional interest being reported in the statement of activities:

Decrease in accrued interest payable		21,374	
Accretion of interest on "capital appreciation bonds"		(118,446)	
Amortization of bond issuance costs		(12,732)	
Amortization of bond premiums		12,984	
Total			(96,820)

Some expenses reported in the statement of activities, such as compensated absences, do not require the use of current financial resources and therefore are not reported as expenditures in the governmental funds.

544,436

**Change in net assets of governmental activities** \$ 1,169,954

SEE ACCOMPANYING NOTES TO THE BASIC FINANCIAL STATEMENTS

**ROCKY RIVER CITY SCHOOL DISTRICT  
CUYAHOGA COUNTY, OHIO**

STATEMENT OF REVENUES, EXPENDITURES AND CHANGES IN  
FUND BALANCE - BUDGET AND ACTUAL (NON-GAAP BUDGETARY BASIS)  
GENERAL FUND  
FOR THE FISCAL YEAR ENDED JUNE 30, 2012

	<u>Budgeted Amounts</u>			<b>Variance with Final Budget Positive (Negative)</b>
	<u>Original</u>	<u>Final</u>	<u>Actual</u>	
<b>Revenues:</b>				
From local sources:				
Property taxes . . . . .	\$ 24,559,433	\$ 24,659,433	\$ 25,385,956	\$ 726,523
Tuition. . . . .	40,000	40,000	75,128	35,128
Earnings on investments . . . . .	75,000	70,800	52,085	(18,715)
Classroom materials and fees . . . . .	46,000	46,000	55,892	9,892
Rental income . . . . .	114,000	114,000	94,378	(19,622)
Contract services. . . . .	89,500	89,491	90,931	1,440
Other local revenues . . . . .	-	4,216	10,347	6,131
Intergovernmental - intermediate . . . . .	-	38,866	38,866	-
Intergovernmental - state . . . . .	4,870,106	5,085,382	5,113,468	28,086
Intergovernmental - federal . . . . .	1,167,684	1,167,684	1,170,101	2,417
<b>Total revenues . . . . .</b>	<b>30,961,723</b>	<b>31,315,872</b>	<b>32,087,152</b>	<b>771,280</b>
<b>Expenditures:</b>				
Current:				
Instruction:				
Regular . . . . .	14,585,656	14,637,474	14,614,266	23,208
Special. . . . .	3,890,845	3,612,897	3,459,633	153,264
Vocational. . . . .	390,000	549,000	537,264	11,736
Other. . . . .	-	45,000	43,616	1,384
Support services:				
Pupil. . . . .	1,892,816	1,921,174	1,854,116	67,058
Instructional staff . . . . .	652,681	1,270,265	1,252,028	18,237
Board of education . . . . .	29,732	38,131	37,032	1,099
Administration. . . . .	2,030,160	1,934,762	1,915,031	19,731
Fiscal . . . . .	907,351	945,418	940,522	4,896
Business . . . . .	545,162	479,434	444,701	34,733
Operations and maintenance. . . . .	3,671,893	3,518,968	3,482,724	36,244
Pupil transportation . . . . .	1,674,022	1,801,358	1,749,479	51,879
Central. . . . .	863,908	704,836	697,520	7,316
Extracurricular activities. . . . .	847,855	902,141	891,851	10,290
Facilities acquisition and construction . . . . .	285	285	-	285
Debt service:				
Principal . . . . .	40,000	40,000	40,000	-
<b>Total expenditures . . . . .</b>	<b>32,022,366</b>	<b>32,401,143</b>	<b>31,959,783</b>	<b>441,360</b>
Excess (deficiency) of revenues over (under) expenditures. . . . .	(1,060,643)	(1,085,271)	127,369	1,212,640
<b>Other financing sources (uses):</b>				
Refund of prior year's expenditures . . . . .	35,500	35,500	8,817	(26,683)
Refund of prior year's receipts. . . . .	-	(200)	(155)	45
Transfers out. . . . .	(30,000)	(50,000)	(50,000)	-
Sale of assets . . . . .	-	-	19,649	19,649
<b>Total other financing sources (uses) . . . . .</b>	<b>5,500</b>	<b>(14,700)</b>	<b>(21,689)</b>	<b>(6,989)</b>
Net change in fund balance . . . . .	(1,055,143)	(1,099,971)	105,680	1,205,651
<b>Fund balance at beginning of year . . . . .</b>	<b>1,928,250</b>	<b>1,928,250</b>	<b>1,928,250</b>	<b>-</b>
<b>Prior year encumbrances appropriated . . . . .</b>	<b>380,853</b>	<b>380,853</b>	<b>380,853</b>	<b>-</b>
<b>Fund balance at end of year . . . . .</b>	<b>\$ 1,253,960</b>	<b>\$ 1,209,132</b>	<b>\$ 2,414,783</b>	<b>\$ 1,205,651</b>

SEE ACCOMPANYING NOTES TO THE BASIC FINANCIAL STATEMENTS

**ROCKY RIVER CITY SCHOOL DISTRICT  
CUYAHOGA COUNTY, OHIO**

STATEMENT OF FIDUCIARY NET ASSETS  
FIDUCIARY FUNDS  
JUNE 30, 2012

	<b>Private-Purpose Trust</b>	
	<b>Scholarship</b>	<b>Agency</b>
<b>Assets:</b>		
Equity in pooled cash and investments . . . .	\$ 15,089	\$ 110,821
Receivables:		
Accrued interest. . . . .	25	181
Total assets. . . . .	15,114	\$ 111,002
<b>Liabilities:</b>		
Accounts payable. . . . .	-	\$ 2,118
Due to students. . . . .	-	108,884
Total liabilities . . . . .	-	\$ 111,002
<b>Net assets:</b>		
Held in trust for scholarships . . . . .	15,114	
Total net assets . . . . .	\$ 15,114	

SEE ACCOMPANYING NOTES TO THE BASIC FINANCIAL STATEMENTS



**ROCKY RIVER CITY SCHOOL DISTRICT**  
**CUYAHOGA COUNTY, OHIO**  
STATEMENT OF CHANGES IN FIDUCIARY NET ASSETS  
FIDUCIARY FUND  
FOR THE FISCAL YEAR ENDED JUNE 30, 2012

	<b>Private-Purpose Trust</b>
	<b>Scholarship</b>
<b>Additions:</b>	
Interest. . . . .	\$ 25
Gifts and contributions. . . . .	15,568
Total additions. . . . .	15,593
 <b>Deductions:</b>	
Scholarships awarded . . . . .	16,770
Change in net assets. . . . .	(1,177)
<b>Net assets at beginning of year . . . . .</b>	<b>16,291</b>
<b>Net assets at end of year. . . . .</b>	<b>\$ 15,114</b>

SEE ACCOMPANYING NOTES TO THE BASIC FINANCIAL STATEMENTS

**THIS PAGE IS INTENTIONALLY LEFT BLANK**

**ROCKY RIVER CITY SCHOOL DISTRICT  
CUYAHOGA COUNTY, OHIO**

NOTES TO THE BASIC FINANCIAL STATEMENTS  
FOR THE FISCAL YEAR ENDED JUNE 30, 2012

**NOTE 1 - DESCRIPTION OF THE SCHOOL DISTRICT**

The Rocky River City School District (the "District") is organized under Article VI, Sections 2 and 3 of the Constitution of the State of Ohio. The District operates under a locally-elected Board form of government consisting of five members elected at-large for staggered four year terms. The District provides educational services as authorized by State statute and federal guidelines.

The District is located in a suburban area west of Cleveland, Ohio. It is located in Cuyahoga County, and encompasses the entire City of Rocky River and a small portion of the City of Fairview Park. It is staffed by 194 certified, 151 non-certified and 18 administrative personnel who provide services to 2,636 students and other community members. The District currently operates a primary school, an intermediate school, a middle school and a high school.

**NOTE 2 - SUMMARY OF SIGNIFICANT ACCOUNTING POLICIES**

The financial statements of the District have been prepared in conformity with accounting principles generally accepted in the United States of America (GAAP) as applied to local governmental units. The Governmental Accounting Standards Board (GASB) is the accepted standard-setting body for establishing governmental accounting and financial reporting principles. The District also applies Financial Accounting Standards Board (FASB) guidance issued on or before November 30, 1989, to its governmental activities provided they do not conflict with or contradict GASB pronouncements. The most significant of the District's accounting policies are described below.

**A. Reporting Entity**

The reporting entity has been defined in accordance with GASB Statement No. 14, "The Financial Reporting Entity" as amended by GASB Statement No. 39, "Determining Whether Certain Organizations Are Component Units". When applying GASB Statement No. 14, management has considered all potential component units. Component units are legally separate organizations for which the District is financially accountable. The District is financially accountable for an organization if the District appoints a voting majority of the organization's governing board and (1) the District is able to significantly influence the programs or services performed or provided by the organization; or (2) the District is legally entitled to or can otherwise access the organization's resources; or (3) the District is legally obligated or has otherwise assumed the responsibility to finance the deficits of, or provide financial support to the organization; or (4) the District is obligated for the debt of the organization. Component units may also include organizations that are fiscally dependent on the District in that the District approves the budget, the issuance of debt, or the levying of taxes. Certain organizations are also included as component units if the nature and significance of the relationship between the primary government and the organization is such that exclusion by the primary government would render the primary governments financial statements incomplete or misleading. Based upon the application of these criteria, the District has no component units. The financial statements of the reporting entity include only those of the District (the primary government). The primary government consists of all funds, departments, boards and agencies that are not legally separate from the District. For the District, this includes general operations, food service and student related activities of the District.

**ROCKY RIVER CITY SCHOOL DISTRICT  
CUYAHOGA COUNTY, OHIO**

NOTES TO THE BASIC FINANCIAL STATEMENTS  
FOR THE FISCAL YEAR ENDED JUNE 30, 2012

**NOTE 2 - SUMMARY OF SIGNIFICANT ACCOUNTING POLICIES - (Continued)**

The following organization is described due to its relationship to the District:

*RELATED ORGANIZATION*

Rocky River Public Library

The Rocky River Public Library (the "Library") is a distinct political subdivision of the State of Ohio created under Chapter 3375 of the Ohio Revised Code. The Library is governed by a Board of Trustees appointed by the District's Board of Education. The Board of Trustees possesses its own contracting and budgeting authority, hires and fires personnel and does not depend on the District for operational subsidies. Although the District does serve as the taxing authority and may issue tax related debt on behalf of the Library, its role is limited to a ministerial function. The determination to request approval of a tax, the rate and the purpose are discretionary decisions made solely by the Board of Trustees. The Library did not receive any funding from the District during fiscal year 2012. Financial information can be obtained from the Rocky River Public Library, Gary Hawkinson Clerk/Treasurer, at 1600 Hampton, Rocky River, Ohio 44116.

*JOINTLY GOVERNED ORGANIZATIONS*

North Coast Council

The District is a member of the North Coast Council (NCC) which was formed when the Lakeshore Northeast Ohio Computer Association and the Lake Erie Educational Computer Association merged during fiscal year 2012. NCC was organized for the purpose of applying modern technology with the aid of computers and other electronic equipment to administrative and instructional functions among 34 member districts. Each of the governments of these schools supports the NCC based on a per pupil charge. The District contributed \$92,325 to NCC during fiscal year 2012. NCC is governed by a nine member Board of Directors consisting of superintendents from member school districts. Financial information can be obtained by contacting the Treasurer at the Cuyahoga County Educational Service Center, who serves as fiscal agent, at 5700 West Canal Road, Valley View, Ohio 44125.

Ohio Schools Council Association

The Ohio Schools Council Association (the "Council") is a jointly governed organization comprised of one hundred and fifty-seven member districts. The mission of the Council is to identify, plan and provide services to member districts that can be more effectively achieved by cooperative endeavors of member districts than by an individual district operating on its own. Each district supports the Council by paying an annual participation fee. The Council's Board consists of nine superintendents of the participating districts whose term rotates every year. The degree of control exercised by any school district is limited to its representation on the Board. In fiscal year 2012, the District paid participation fees of \$2,058 to the Council. Financial information can be obtained by contacting David Cottrell, the Executive Director of the Ohio Schools Council at 6133 Rockside Road, Suite 10, Independence, Ohio 44131.

**ROCKY RIVER CITY SCHOOL DISTRICT  
CUYAHOGA COUNTY, OHIO**

NOTES TO THE BASIC FINANCIAL STATEMENTS  
FOR THE FISCAL YEAR ENDED JUNE 30, 2012

**NOTE 2 - SUMMARY OF SIGNIFICANT ACCOUNTING POLICIES - (Continued)**

The District participates in the Council's Energy for Education III Program. This program allows school districts in the FirstEnergy Territory (Cleveland Electric Illuminating, Ohio Edison, Toledo Edison) to purchase electricity at reduced rates, if the school districts commit to participating in the program for a twenty month period of time. The current contract expires May 31, 2013. Under the program, participating school districts will continue to receive their electricity from their local utility and their monthly bill will include an electric supply cost. Duke Energy Retail Sales, LLC is the electric supplier for the Energy for Education III Program. There are currently 110 school districts participating in the Energy for Education III Program.

The District also participates in the Council's prepaid natural gas program which was implemented during fiscal year 2000. This program allows school districts to purchase natural gas at reduced rates, if the school districts will commit to participating in the program for a twelve year period. The participants make monthly payments based upon estimated usage. Annually, these estimated payments are compared to actual usage and any necessary adjustments are made.

The City of Hamilton, a municipal corporation and political subdivision duly organized and existing under the laws of the State of Ohio, issued \$89,450,000 in debt to purchase twelve years of natural gas from CMS Energy Corporation for the participants. The participating school districts are not obligated in any manner for this debt. If a participating school district terminates its agreement, the district is entitled to recover that amount, if any, of its contributions to the operating fund which are not encumbered for its share of program administrative costs.

*INSURANCE PURCHASING POOL*

Suburban Health Consortium

The Suburban Health Consortium (the "Consortium") is a shared health risk pool created on October 1, 2001, formed by the Boards of Education of several school districts in northeast Ohio, for the purposes of maximizing benefits and/or reducing costs of group health, life, dental and/or other insurance coverage's for their employees and the eligible dependents and designated beneficiaries of such employees. The Consortium was formed and operates as a legally separate entity under Ohio Revised Code Section 9.833. The Board of Directors shall be the governing body of the Consortium. The Board of Education of each Consortium Member shall appoint its Superintendent or such Superintendent's designee to be its representative of the Board of Directors. The officers of the Board of Directors shall consist of a Chairman, Vice-Chairman and Recording Secretary, who shall be elected at the annual meeting of Board of Directors and serve until the next annual meeting. All of the authority of the Consortium shall be exercised by or under the direction of the Board of Directors. The Board of Directors shall also set all premiums and other amounts to be paid by the Consortium Members, and the Board of Directors shall also have the authority to waive premiums and other payments. All members of the Board of Directors shall serve without compensation.

**ROCKY RIVER CITY SCHOOL DISTRICT  
CUYAHOGA COUNTY, OHIO**

NOTES TO THE BASIC FINANCIAL STATEMENTS  
FOR THE FISCAL YEAR ENDED JUNE 30, 2012

**NOTE 2 - SUMMARY OF SIGNIFICANT ACCOUNTING POLICIES - (Continued)**

The Fiscal Agent shall be the Board of Education responsible for administering the financial transactions of the Consortium (Orange City School District). The Fiscal Agent shall carry out the responsibilities of the Consortium Fund, enter into contracts on behalf of the Consortium as authorized by the Directors and carry out such other responsibilities as approved by the Directors and agreed to by the Fiscal Agent. Each District Member enrolled in a benefit program may require contributions from its employees toward the cost of any benefit program being offered by such District Member, and such contributions shall be included in the payments from such District Member to the Fiscal Agent for such benefit program. Contributions are to be submitted by each District Member, to the Fiscal Agent, required under the terms of the Consortium Agreement and any benefit program in which such District Member is enrolled to the Fiscal Agent on a monthly basis, or as otherwise required in accordance with any benefit program in which such District Member is enrolled. All general administrative costs incurred by the Consortium that are not covered by the premium payments shall be shared equally by the Consortium Members as approved by the Directors, and shall be paid by each Consortium Member upon receipt of notice from the Fiscal Agent that such payment is due. It is the express intention of the Consortium Members that the Consortium Agreement and the Consortium shall continue for an indefinite term, but may be terminated as provided in the Consortium Agreement. Any Consortium Member wishing to withdraw from participation in the Consortium or any benefit program shall notify the Fiscal Agent at least one hundred eighty (180) days prior to the effective date of withdrawal.

Upon withdrawal of a Consortium Member, the Consortium shall pay the run out of all claims for such Consortium Member provided such Consortium Member has paid to the Consortium, prior to the effective date of withdrawal, a withdrawal fee in the amount equal to two months' premiums at the Consortium Member's current rate. Payment of the withdrawal fee does not extend insurance coverage for two months. Upon automatic withdrawal, for non-payment of premiums required by the Consortium Agreement, the Consortium shall pay the run out of all claims for such Consortium Member provided that the Consortium has received from such Consortium Member all outstanding and unpaid premiums and other amounts and the withdrawal fee equal to two months' premiums at the Consortium Member's current rates. Any Consortium Member which withdraws from the Consortium pursuant to the Consortium Agreement shall have no claim to the Consortium's assets. Financial information for the Consortium can be obtained from Greg Slemons, Treasurer of the Orange City School District (the "Fiscal Agent") at 32000 Chagrin Blvd, Cleveland, Ohio 44124-5922.

Ohio Schools' Council Workers' Compensation Group Rating Program

The Ohio Schools' Council Workers' Compensation Group Rating Program (the "Plan") is an insurance purchasing pool (see Note 13.C.). The plan is intended to reduce premiums for the participants. The Worker's Compensation experience of the participating school districts is calculated as one experience and a common premium rate is applied to all school districts in the Plan.

**B. Fund Accounting**

The District uses funds to report its financial position and the results of its operations. A fund is a separate accounting entity with a self-balancing set of accounts. Fund accounting is designed to demonstrate legal compliance and to aid financial management by segregating transactions related to certain school district activities or functions. Funds are classified into three categories: governmental, proprietary and fiduciary. Each category is divided into separate fund types.

**ROCKY RIVER CITY SCHOOL DISTRICT  
CUYAHOGA COUNTY, OHIO**

NOTES TO THE BASIC FINANCIAL STATEMENTS  
FOR THE FISCAL YEAR ENDED JUNE 30, 2012

**NOTE 2 - SUMMARY OF SIGNIFICANT ACCOUNTING POLICIES - (Continued)**

*GOVERNMENTAL FUNDS*

Governmental funds focus on the sources, uses and balances of current financial resources. Expendable assets are assigned to the various governmental funds according to the purposes for which they may or must be used. Current liabilities are assigned to the fund from which they will be paid. The difference between governmental fund assets and liabilities is reported as fund balance.

The following are the District's major governmental funds:

General fund - The general fund is used to account for and report all financial resources not accounted for and reported in another fund. The general fund balance is available for any purpose provided it is expended or transferred according to the general laws of Ohio.

Bond retirement fund - The bond retirement fund is used to account for and report financial resources that are restricted to expenditure for principal and interest.

Building fund - The building fund is used to account for and report financial resources that are restricted to expenditures for capital outlays including the acquisition or construction of capital facilities and other capital assets.

Other governmental funds of the District are used to account for (a) financial resources that are restricted, committed, or assigned to expenditures for capital outlays including the acquisition or construction of capital facilities and other capital assets not reported in the building fund and b) specific revenue sources that are restricted or committed to an expenditure for specified purposes other than debt service or capital projects.

*PROPRIETARY FUNDS*

Proprietary funds are used to account for the District's ongoing activities which are similar to those often found in the private sector. The District has no proprietary funds.

*FIDUCIARY FUNDS*

Fiduciary fund reporting focuses on net assets and changes in net assets. For the District, the fiduciary fund category is split into four classifications: investment trust funds, pension trust funds, private-purpose trust funds and agency funds. Trust funds are used to account for assets held by the District under a trust agreement for individuals, private organizations, or other governments and are therefore not available to support the District's own programs. The District's only trust fund is a private-purpose trust which accounts for scholarship programs for students. Agency funds are custodial in nature (assets equal liabilities) and do not involve measurement of results of operations. The District's agency fund accounts for student managed activities.

**ROCKY RIVER CITY SCHOOL DISTRICT  
CUYAHOGA COUNTY, OHIO**

NOTES TO THE BASIC FINANCIAL STATEMENTS  
FOR THE FISCAL YEAR ENDED JUNE 30, 2012

**NOTE 2 - SUMMARY OF SIGNIFICANT ACCOUNTING POLICIES - (Continued)**

**C. Basis of Presentation and Measurement Focus**

Government-wide Financial Statements - The statement of net assets and the statement of activities display information about the District as a whole. These statements include the financial activities of the primary government, except for fiduciary funds. These statements distinguish between those activities that are governmental and those that are considered business-type activities. The District has no business-type activities.

The government-wide statement of activities presents a comparison between direct expenses and program revenues for each function or program of the governmental activities of the District. Direct expenses are those that are specifically associated with a service, program or department and therefore clearly identifiable to a particular function. Program revenues include amounts paid by the recipient of goods or services offered by the program and grants and contributions that are restricted to meeting the operational or capital requirements of a particular program. Revenues not classified as program revenues are presented as general revenues of the District.

The government-wide financial statements are prepared using the economic resources measurement focus. All assets and all liabilities associated with the operation of the District are included on the statement of net assets.

Fund Financial Statements - Fund financial statements report detailed information about the District. The focus of governmental fund financial statements is on major funds rather than reporting funds by type. Each major fund is presented in a separate column, and all nonmajor funds are aggregated into one column. Fiduciary funds are reported by fund type.

All governmental funds are accounted for using a flow of current financial resources measurement focus. With this measurement focus, only current assets and current liabilities generally are included on the balance sheet. The statement of revenues, expenditures and changes in fund balances reports on the sources (i.e., revenues and other financing sources) and uses (i.e., expenditures and other financing uses) of current financial resources. This approach differs from the manner in which the governmental activities of the government-wide financial statements are prepared. Governmental fund financial statements therefore include a reconciliation with brief explanations to better identify the relationship between the government-wide statements and the statements for governmental funds.

Like the government-wide statements, the private-purpose trust fund is accounted for on a flow of economic resources measurement focus. All assets and all liabilities associated with the operation of this fund are included on the statement of fiduciary net assets. The statement of changes in fiduciary net assets presents increases (i.e., revenues) and decreases (i.e., expenses) in net total assets.

Agency funds do not report a measurement focus as they do not report operations.

**D. Basis of Accounting**

Basis of accounting determines when transactions are recorded in the financial records and reported on the financial statements. Government-wide financial statements are prepared using the accrual basis of accounting. Governmental funds use the modified accrual basis of accounting. Fiduciary funds also use the accrual basis of accounting.



**ROCKY RIVER CITY SCHOOL DISTRICT  
CUYAHOGA COUNTY, OHIO**

NOTES TO THE BASIC FINANCIAL STATEMENTS  
FOR THE FISCAL YEAR ENDED JUNE 30, 2012

**NOTE 2 - SUMMARY OF SIGNIFICANT ACCOUNTING POLICIES - (Continued)**

*Revenues - Exchange and Non-exchange Transactions* - Revenue resulting from exchange transactions, in which each party gives and receives essentially equal value, is recorded on the accrual basis when the exchange takes place. On a modified accrual basis, revenue is recorded in the fiscal year in which the resources are measurable and become available. Available means that the resources will be collected within the current fiscal year or are expected to be collected soon enough thereafter to be used to pay liabilities of the current fiscal year. For the District, available means expected to be received within sixty days of fiscal year end.

Nonexchange transactions, in which the District receives value without directly giving equal value in return, include property taxes, grants, entitlements and donations. On an accrual basis, revenue from property taxes is recognized in the fiscal year for which the taxes are levied (See Note 6).

Revenue from grants, entitlements and donations is recognized in the fiscal year in which all eligibility requirements have been satisfied. Eligibility requirements include timing requirements, which specify the year when the resources are required to be used or the fiscal year when use is first permitted, matching requirements, in which the District must provide local resources to be used for a specified purpose, and expenditure requirements, in which the resources are provided to the District on a reimbursement basis. On a modified accrual basis, revenue from nonexchange transactions must also be available before it can be recognized.

Under the modified accrual basis, the following revenue sources are considered to be both measurable and available at fiscal year end: property taxes available as an advance, interest, tuition, grants, and student fees.

*Unearned Revenue and Deferred Revenue* - Unearned revenue and deferred revenue arise when assets are recognized before revenue recognition criteria have been satisfied.

Property taxes for which there is an enforceable legal claim as of June 30, 2012, but which were levied to finance fiscal year 2013 operations, and other revenues received in advance of the fiscal year for which they are intended to finance, have been recorded as unearned revenue. Grants and entitlements received before the eligibility requirements are met and delinquent property taxes due at June 30, 2012 are recorded as deferred revenue.

On governmental fund financial statements, receivables that will not be collected within the available period have been reported as deferred revenue.

*Expenses/Expenditures* - On the accrual basis of accounting, expenses are recognized at the time they are incurred. The entitlement value of donated commodities received during the year is reported in the statement of revenues, expenditures and changes in fund balances as an expenditure with a like amount reported as intergovernmental revenue.

The measurement focus of governmental fund accounting is on decreases in net financial resources (expenditures) rather than expenses. Expenditures are generally recognized in the accounting period in which the related fund liability is incurred, if measurable. Allocation of cost, such as depreciation and amortization, are not recognized in governmental funds.

**ROCKY RIVER CITY SCHOOL DISTRICT  
CUYAHOGA COUNTY, OHIO**

NOTES TO THE BASIC FINANCIAL STATEMENTS  
FOR THE FISCAL YEAR ENDED JUNE 30, 2012

**NOTE 2 - SUMMARY OF SIGNIFICANT ACCOUNTING POLICIES - (Continued)**

**E. Budgetary Process**

All funds, other than agency funds, are legally required to be budgeted and appropriated. The major documents prepared are the tax budget, the appropriation resolution and the certificate of estimated resources, which are prepared on the budgetary basis of accounting. The tax budget demonstrates a need for existing or increased tax rates. The certificate of estimated resources establishes a limit on the amounts that the Board of Education may appropriate. The appropriation resolution is the Board's authorization to spend resources and sets annual limits on expenditures plus encumbrances at a level of control selected by the Board. The legal level of control has been established by the Board of Education at the fund level for all funds. Any budgetary modifications at this level may only be made by resolution of the Board of Education. The treasurer has been given the authority to allocate Board appropriations to the function and object levels within each fund.

The certificate of estimated resources may be amended during the year if projected increases or decreases in revenue are identified by the School District Treasurer. The amounts reported as the original budgeted amounts in the budgetary statements reflect the amounts in the certificate when the original appropriations were adopted. The amounts reported as the final budgeted amounts in the budgetary statements reflect the amounts in the final amended certificate in effect when the final appropriations were passed prior to fiscal year-end.

The appropriation resolution is subject to amendment by the Board throughout the year with the restriction that appropriations may not exceed estimated resources. The amounts reported as the original budgeted amounts reflect the first appropriation for that fund that covered the entire fiscal year, including amounts automatically carried over from prior years. The amounts reported as the final budgeted amounts represent the final appropriation amounts passed by the Board during the year.

**F. Cash and Investments**

To improve cash management, cash received by the District is pooled. Monies for all funds are maintained in this pool. Individual fund integrity is maintained through the District's records. Each fund's interest in the pool is presented as "Equity in Pooled Cash and Investments" on the financial statements.

During fiscal year 2012, investments were limited to non-negotiable certificates of deposit, Federal Home Loan Bank (FHLB) bonds, Federal Farm Credit Bank (FFCB) bonds, commercial paper, and investments in the State Treasury Asset Reserve of Ohio (STAR Ohio). Except for nonparticipating investment contracts, investments are reported at fair value which is based on quoted market prices. Nonparticipating investment contracts, such as non-negotiable certificates of deposit, are reported at cost.

The District has invested funds in STAR Ohio during fiscal year 2012. STAR Ohio is an investment pool managed by the State Treasurer's Office, which allows governments within the state to pool their funds for investment purposes. STAR Ohio is not registered with the SEC as an investment company, but does operate in a manner consistent with Rule 2a7 of the Investment Company Act of 1940. Investments in STAR Ohio are valued at STAR Ohio's shares price which is the price the investment could be sold for on June 30, 2012.

**ROCKY RIVER CITY SCHOOL DISTRICT  
CUYAHOGA COUNTY, OHIO**

**NOTES TO THE BASIC FINANCIAL STATEMENTS  
FOR THE FISCAL YEAR ENDED JUNE 30, 2012**

**NOTE 2 - SUMMARY OF SIGNIFICANT ACCOUNTING POLICIES - (Continued)**

Under existing Ohio statute, interest earnings are allotted to the general fund unless the Board of Education has, by resolution, specified funds to receive an allocation of interest earnings. Interest revenue credited to the general fund during fiscal year 2012 amounted to \$50,911 which includes \$26,239 assigned from other District funds.

For presentation on the basic financial statements, investments purchased by the cash management pool and investments with original maturities of three months or less at the time they are purchased by the District are considered to be cash equivalents. Investments with an initial maturity of more than three months are reported as investments.

An analysis of the District's investment account at fiscal year-end is provided in Note 4.

**G. Inventory**

On government-wide financial statements, inventories are presented at the lower of cost or market on a first-in, first-out basis and are expensed when used.

On fund financial statements, inventories of governmental funds are stated at cost. Donated commodities are reported at their entitlement value. For all funds, cost is determined on a first-in, first-out basis. Inventory in governmental funds consists of expendable supplies held for consumption and donated food, purchased food, and school supplies held for resale. The costs of inventory items are recorded as expenditures in the governmental funds when purchased. Inventories for governmental funds are accounted for using the consumption method.

On the fund financial statements, reported material and supplies inventory is equally offset by nonspendable fund balance in the governmental funds which indicates that it does not constitute available spendable resources even though it is a component of net current assets.

**H. Capital Assets**

General capital assets are those assets specifically related to governmental activities. These assets result from expenditures in the governmental funds. These assets are reported in the governmental activities column of the government-wide statement of net assets but are not reported in the fund financial statements.

All capital assets are capitalized at cost (or estimated historical cost) and updated for additions and retirements during the year. Donated capital assets are recorded at their fair market values as of the date received. The District maintains a capitalization threshold of \$1,000. The District does not possess any infrastructure. Improvements are capitalized; the costs of normal maintenance and repairs that do not add to the value of the asset or materially extend an asset's life are not.

All reported capital assets except land and construction in progress are depreciated. Improvements are depreciated over the remaining useful lives of the related capital assets.

**ROCKY RIVER CITY SCHOOL DISTRICT  
CUYAHOGA COUNTY, OHIO**

NOTES TO THE BASIC FINANCIAL STATEMENTS  
FOR THE FISCAL YEAR ENDED JUNE 30, 2012

**NOTE 2 - SUMMARY OF SIGNIFICANT ACCOUNTING POLICIES - (Continued)**

Depreciation is computed using the straight-line method over the following useful lives:

<u>Description</u>	Governmental Activities <u>Estimated Lives</u>
Land improvements	30 years
Building/ improvements	10-30 years
Furniture/equipment	5-10 years
Vehicles	10 years

**I. Interfund Balances**

On fund financial statements, receivables and payables resulting from short-term interfund loans are classified as “interfund loans receivable” and “interfund loans payable.” These amounts are eliminated in the governmental column of the statement of net assets. At fiscal year end, the District had \$442,898 in interfund loans receivable/payable related to internal borrowings (manuscript bonds) between governmental funds and \$24,916 in interfund loans receivable/payable related to negative cash balance in a certain nonmajor governmental fund (See Note 5).

**J. Interfund Activity**

Exchange transactions between funds are reported as revenues in the seller funds and as expenditures in the purchaser funds. Flows of cash or goods from one fund to another without a requirement for repayment are reported as interfund transfers. Interfund transfers are reported as other financing sources/uses in governmental funds. Repayments from funds responsible for particular expenditures/expenses to the funds that initially paid for them are not presented on the financial statements. Transfers between governmental funds are eliminated for reporting on the government-wide statement of activities. Interfund services provided and used are not eliminated for reporting on the government-wide statement of activities.

**K. Compensated Absences**

Compensated absences of the District consist of vacation leave and severance liability to the extent that payments to the employee for these absences are attributable to services already rendered and are not contingent on a specific event that is outside the control of the District and the employee.

In accordance with the provisions of GASB Statement No. 16, “Accounting for Compensated Absences”, a liability for vacation leave is accrued if a) the employees’ rights to payment are attributable to services already rendered; and b) it is probable that the employer will compensate the employees for the benefits through paid time off or other means, such as cash payment at termination or retirement. A liability for severance is accrued using the termination method; i.e., a liability is accrued for earned sick leave to the extent that it is probable that benefits will result in termination payments. The liability is an estimate based on the District’s past experience of making termination payments.

**ROCKY RIVER CITY SCHOOL DISTRICT  
CUYAHOGA COUNTY, OHIO**

NOTES TO THE BASIC FINANCIAL STATEMENTS  
FOR THE FISCAL YEAR ENDED JUNE 30, 2012

**NOTE 2 - SUMMARY OF SIGNIFICANT ACCOUNTING POLICIES - (Continued)**

The total liability for vacation and severance payments has been calculated using pay rates in effect at June 30, 2012, and reduced to the maximum payment allowed by labor contract and/or statute, plus any additional salary related payments.

The entire compensated absence liability is reported on the government-wide financial statements.

For governmental fund financial statements, compensated absences are recognized as liabilities and expenditures as payments come due each period upon the occurrence of employee resignations and retirements.

**L. Accrued Liabilities and Long-Term Obligations**

All payables, accrued liabilities and long-term obligations are reported in the government-wide financial statements.

In general, governmental fund payables and accrued liabilities that, once incurred, are paid in a timely manner and in full from current financial resources are reported as obligations of the funds. However, compensated absences that will be paid from governmental funds are reported as a liability in the fund financial statements only to the extent that they are due for payment during the current year. Bonds and notes are recognized as a liability in the fund financial statements when due.

**M. Fund Balance**

Fund balance is divided into five classifications based primarily on the extent to which the District is bound to observe constraints imposed upon the use of the resources in the governmental funds. The classifications are as follows:

*Nonspendable* - The nonspendable fund balance classification includes amounts that cannot be spent because they are not in spendable form or legally required to be maintained intact. The “not in spendable form” criterion includes items that are not expected to be converted to cash. It also includes the long-term amount of loans receivable.

*Restricted* - Fund balance is reported as restricted when constraints are placed on the use of resources that are either externally imposed by creditors (such as through debt covenants), grantors, contributors, or laws or regulations of other governments, or imposed by law through constitutional provisions or enabling legislation.

*Committed* - The committed fund balance classification includes amounts that can be used only for the specific purposes imposed by a formal action (resolution) of the District Board of Education (the highest level of decision making authority). Those committed amounts cannot be used for any other purpose unless the District Board of Education removes or changes the specified use by taking the same type of action (resolution) it employed to previously commit those amounts. Committed fund balance also incorporates contractual obligations to the extent that existing resources in the fund have been specifically committed for use in satisfying those contractual requirements.

**ROCKY RIVER CITY SCHOOL DISTRICT  
CUYAHOGA COUNTY, OHIO**

NOTES TO THE BASIC FINANCIAL STATEMENTS  
FOR THE FISCAL YEAR ENDED JUNE 30, 2012

**NOTE 2 - SUMMARY OF SIGNIFICANT ACCOUNTING POLICIES - (Continued)**

*Assigned* - Amounts in the assigned fund balance classification are intended to be used by the District for specific purposes but do not meet the criteria to be classified as restricted nor committed. In governmental funds other than the general fund, assigned fund balance represents the remaining amount that is not restricted or committed. In the general fund, assigned amounts represent intended uses established by policies of the District Board of Education, which includes giving the Treasurer the authority to constrain monies for intended purposes.

*Unassigned* - Unassigned fund balance is the residual classification for the general fund and includes all spendable amounts not contained in the other classifications. In other governmental funds, the unassigned classification is only used to report a deficit fund balance resulting from overspending for specific purposes for which amounts had been restricted, committed, or assigned.

The District applies restricted resources first when expenditures are incurred for purposes for which restricted and unrestricted (committed, assigned, and unassigned) fund balance is available. Similarly, within unrestricted fund balance, committed amounts are reduced first followed by assigned, and then unassigned amounts when expenditures are incurred for purposes for which amounts in any of the unrestricted fund balance classifications could be used.

**N. Non-public Schools**

Within the School District boundaries, St. Christopher, St. Thomas, and Ruffing Montessori Elementary Schools, and Lutheran West and Magnificat High Schools are operated as non-public schools. Current State legislation provides funding to these schools. These monies are received and disbursed on behalf of the schools by the Treasurer of the District, as directed by the schools. This activity is reflected as a governmental activity for financial reporting purposes.

**O. Net Assets**

Net assets represent the difference between assets and liabilities. Net assets invested in capital assets, net of related debt consists of capital assets, net of accumulated depreciation, reduced by the outstanding balances of any borrowings used for the acquisition, construction or improvement of those assets. Net assets are reported as restricted when there are limitations imposed on their use either through the enabling legislation or through external restrictions imposed by creditors, grantors or laws or regulations of other governments. Net assets restricted for other purposes consist of monies restricted for food service operations and special trust funds.

The District applies restricted resources first when an expense is incurred for purposes for which both restricted and unrestricted net assets are available.

**P. Estimates**

The preparation of the basic financial statements in conformity with GAAP requires management to make estimates and assumptions that affect the amounts reported in the basic financial statements and accompanying notes. Actual results may differ from those estimates.

**ROCKY RIVER CITY SCHOOL DISTRICT  
CUYAHOGA COUNTY, OHIO**

NOTES TO THE BASIC FINANCIAL STATEMENTS  
FOR THE FISCAL YEAR ENDED JUNE 30, 2012

**NOTE 2 - SUMMARY OF SIGNIFICANT ACCOUNTING POLICIES - (Continued)**

**Q. Unamortized Bond Issuance Costs and Bond Premiums**

On government-wide financial statements, issuance costs are deferred and amortized over the term of the bonds using the straight-line method. Unamortized issuance costs are recorded as a separate line item on the statement of net assets.

As permitted by State statute, the District paid bond issuance costs from the bond proceeds and therefore does not consider that portion of the debt to be capital-related debt. The portion of the debt was offset against unamortized bond issuance costs which were included in the determination of unrestricted net assets. Reporting both within the same element of net assets prevents one classification from being overstated while another is understated by the same amount.

Bond premiums are deferred and amortized over the term of the bonds using the straight-line method, which approximates the effective interest method. Bond premiums are presented as an addition to the face amount of the bonds.

On the governmental fund financial statements, issuance costs and bond premiums are recognized in the current period. The reconciliation between the bonds face value and the amount reported on the statement of net assets is presented in Note 11.

**R. Extraordinary and Special Items**

Extraordinary items are transactions or events that are both unusual in nature and infrequent in occurrence. Special items are transactions or events that are within the control of the Board of Education and that are either unusual in nature or infrequent in occurrence. Neither type of transaction occurred during fiscal year 2012.

**NOTE 3 - ACCOUNTABILITY AND COMPLIANCE**

**A. Change in Accounting Principles**

For fiscal year 2012, the District has implemented GASB Statement No. 57, "OPEB Measurements by Agent Employers and Agent Multiple-Employer Plans", and GASB Statement No. 64, "Derivative Instruments: Application of Hedge Accounting Termination Provisions - an Amendment of GASB Statement No. 53".

GASB Statement No. 57 addresses issues related to the use of the alternative measurement method and the frequency and timing of measurements by employers that participate in agent multiple-employer other postemployment benefit (OPEB) plans. The implementation of GASB Statement No. 57 did not have an effect on the financial statements of the District.

GASB Statement No. 64 clarifies the circumstances in which a hedge accounting should continue when a swap counterparty, or a swap counterparty's credit support provider, is replaced. The implementation of GASB Statement No. 64 did not have an effect on the financial statements of the District.

**ROCKY RIVER CITY SCHOOL DISTRICT  
CUYAHOGA COUNTY, OHIO**

NOTES TO THE BASIC FINANCIAL STATEMENTS  
FOR THE FISCAL YEAR ENDED JUNE 30, 2012

**NOTE 3 - ACCOUNTABILITY AND COMPLIANCE - (Continued)**

**B. Deficit Fund Balances**

Fund balances at June 30, 2012 included the following individual fund deficits:

<u>Nonmajor funds</u>	<u>Deficit</u>
Ed Jobs	\$ 266
Race To the Top	20
IDEA Part B	3,246
IDEA Part B - Preschool	8
Title II-A	1

The general fund is liable for any deficits in these funds and provides transfers when cash is required, not when accruals occur. The deficit fund balances resulted from adjustments for accrued liabilities.

**NOTE 4 - DEPOSITS AND INVESTMENTS**

State statutes classify monies held by the District into three categories.

Active deposits are public deposits necessary to meet current demands on the treasury. Such monies must be maintained either as cash in the District treasury, in commercial accounts payable or withdrawable on demand, including negotiable order of withdrawal (NOW) accounts, or in money market deposit accounts.

Inactive deposits are public deposits that the Board of Education has identified as not required for use within the current five year period of designation of depositories. Inactive deposits must either be evidenced by certificates of deposit maturing not later than the end of the current period of designation of depositories, or by savings or deposit accounts including, but not limited to, passbook accounts.

Interim deposits are deposits of interim monies. Interim monies are those monies which are not needed for immediate use but which will be needed before the end of the current period of designation of depositories.

Interim deposits must be evidenced by time certificates of deposit maturing not more than one year from the date of deposit or by savings or deposit accounts including passbook accounts.

Interim monies may be deposited or invested in the following securities:

1. United States Treasury Notes, Bills, Bonds, or any other obligation or security issued by the United States Treasury or any other obligation guaranteed as to principal and interest by the United States;
2. Bonds, notes, debentures, or any other obligations or securities issued by any federal government agency or instrumentality, including but not limited to, the Federal National Mortgage Association, Federal Home Loan Bank, Federal Farm Credit Bank, Federal Home Loan Mortgage Corporation, Government National Mortgage Association, and Student Loan Marketing Association. All federal agency securities shall be direct issuances of federal government agencies or instrumentalities;



**ROCKY RIVER CITY SCHOOL DISTRICT  
CUYAHOGA COUNTY, OHIO**

NOTES TO THE BASIC FINANCIAL STATEMENTS  
FOR THE FISCAL YEAR ENDED JUNE 30, 2012

**NOTE 4 - DEPOSITS AND INVESTMENTS - (Continued)**

3. Written repurchase agreements in the securities listed above provided that the market value of the securities subject to the repurchase agreement must exceed the principal value of the agreement by at least two percent and be marked to market daily, and that the term of the agreement must not exceed thirty days;
4. Bonds and other obligations of the State of Ohio;
5. No-load money market mutual funds consisting exclusively of obligations described in items (1) and (2) above and repurchase agreements secured by such obligations, provided that investments in securities described in this division are made only through eligible institutions;
6. The State Treasurer's investment pool (STAR Ohio);
7. Certain banker's acceptance and commercial paper notes for a period not to exceed one hundred eighty days from the purchase date in an amount not to exceed twenty-five percent of the interim monies available for investment at any one time: and,
8. Under limited circumstances, corporate debt interests rated in either of the two highest classifications by at least two nationally recognized rating agencies.

Protection of District's deposits is provided by the Federal Deposit Insurance Corporation (FDIC), by eligible securities pledged by the financial institution as security for repayment, by surety company bonds deposited with the Treasurer by the financial institution or by a single collateral pool established by the financial institution to secure the repayment of all public monies deposited with the institution.

Investments in stripped principal or interest obligations, reverse repurchase agreements and derivatives are prohibited. The issuance of taxable notes for the purpose of arbitrage, the use of leverage and short selling are also prohibited. An investment must mature within five years from the date of purchase unless matched to a specific obligation or debt of the District, and must be purchased with the expectation that it will be held to maturity. Investments may only be made through specified dealers and institutions. Payment for investments may be made only upon delivery of the securities representing the investments to the Treasurer or, if the securities are not represented by a certificate, upon receipt of confirmation of transfer from the custodian.

**A. Cash on Hand**

At year end, the District had \$210 in undeposited cash on hand which is included on the financial statements of the District as part of "equity in pooled cash and cash equivalents".

**B. Deposits with Financial Institutions**

At June 30, 2012, the carrying amount of all District deposits, including \$3,750,000 in non-negotiable certificates of deposit, was \$16,032,323. Based on the criteria described in GASB Statement No. 40, "Deposits and Investment Risk Disclosures", as of June 30, 2012, \$9,155,179 of the District's bank balance of \$17,995,391 was exposed to custodial risk as discussed below, while \$8,840,212 was covered by the FDIC.

**ROCKY RIVER CITY SCHOOL DISTRICT  
CUYAHOGA COUNTY, OHIO**

NOTES TO THE BASIC FINANCIAL STATEMENTS  
FOR THE FISCAL YEAR ENDED JUNE 30, 2012

**NOTE 4 - DEPOSITS AND INVESTMENTS - (Continued)**

Custodial credit risk is the risk that, in the event of bank failure, the District's deposits may not be returned. It is the District's policy that all deposits be collateralized with eligible securities in amounts equal to at least 105 percent of the carrying value of the deposits. Such collateral, as permitted by the Ohio Revised Code, is held in single financial institution collateral pools at Federal Reserve Banks, or at member banks of the federal reserve system, in the name of the respective depository bank and pledged as a pool of collateral against all of the public deposits it holds or as specific collateral held at the Federal Reserve Bank in the name of the District. The District has no deposit policy for custodial credit risk beyond the requirements of State statute. Although the securities were held by the pledging institutions' trust department and all statutory requirements for the deposit of money had been followed, noncompliance with federal requirements could potentially subject the District to a successful claim by the FDIC.

**C. Investments**

As of June 30, 2012, the District had the following investments and maturities:

Investment type	Fair Value	Investment Maturities		
		6 months or less	7 to 12 months	13 to 18 months
FFCB	\$ 1,295,200	\$ -	\$ 795,200	\$ 500,000
FHLB	5,004,930	1,003,810	4,001,120	-
Commercial paper	5,994,097	5,994,097	-	-
STAR Ohio	231,361	231,361	-	-
Total	<u>\$ 12,525,588</u>	<u>\$ 7,229,268</u>	<u>\$ 4,796,320</u>	<u>\$ 500,000</u>

The weighted average maturity of investments is .49 years.

*Interest Rate Risk:* As a means of limiting its exposure to fair value losses arising from rising interest rates and according to State law, the District's investment policy limits investment portfolio maturities to five years or less.

*Credit Risk:* The District's investments in FFCB and FHLB securities were rated AA+ and Aaa by Standard & Poor's and Moody's Investor Services, respectively. STAR Ohio was rated AAAM by Standard & Poor's. The commercial paper was rated A1+ and P1 by Moody's and Standard & Poor's, respectively. The District has no investment policy that would further limit its investment choices.

*Custodial Credit Risk:* For an investment, custodial credit risk is the risk that, in the event of the failure of the counterparty, the District will not be able to recover the value of its investments or collateral securities that are in the possession of an outside party. The FFCB and FHLB securities and commercial paper are exposed to custodial credit risk in that they are uninsured, unregistered and held by the counterparty's trust department or agent, but not in the District's name. The District has no investment policy dealing with investment custodial risk beyond the requirement in State statute that prohibits payment for investments prior to the delivery of the securities representing such investments to the treasurer or qualified trustee.

**ROCKY RIVER CITY SCHOOL DISTRICT  
CUYAHOGA COUNTY, OHIO**

NOTES TO THE BASIC FINANCIAL STATEMENTS  
FOR THE FISCAL YEAR ENDED JUNE 30, 2012

**NOTE 4 - DEPOSITS AND INVESTMENTS - (Continued)**

*Concentration of Credit Risk:* The District places no limit on the amount that may be invested in any one issuer. The following table includes the percentage of each investment type held by the District at June 30, 2012:

<u>Investment type</u>	<u>Fair Value</u>	<u>% of Total</u>
FFCB	\$ 1,295,200	10.34
FHLB	5,004,930	39.96
Commercial paper	5,994,097	47.85
STAR Ohio	<u>231,361</u>	<u>1.85</u>
	<u>\$ 12,525,588</u>	<u>100.00</u>

**D. Reconciliation of Cash and Investments to the Statement of Net Assets**

The following is a reconciliation of cash and investments as reported in the note above to cash and investments as reported on the statement of net assets as of June 30, 2012:

<u>Cash and investments per note</u>	
Carrying amount of deposits	\$ 16,032,323
Investments	12,525,588
Cash on hand	<u>210</u>
Total	<u>\$ 28,558,121</u>
 <u>Cash and investments per statement of net assets</u>	
Governmental activities	\$ 28,432,211
Private-purpose trust fund	15,089
Agency fund	<u>110,821</u>
Total	<u>\$ 28,558,121</u>

**NOTE 5 - INTERFUND TRANSACTIONS**

A. Interfund loans receivable/payable consisted of the following at June 30, 2012, as reported on the fund statements:

<u>Receivable fund</u>	<u>Payable fund</u>	<u>Amount</u>
Bond Retirement	Building	\$ 442,898
General	Nonmajor governmental	<u>24,916</u>
Total		<u>\$ 467,814</u>

**ROCKY RIVER CITY SCHOOL DISTRICT  
CUYAHOGA COUNTY, OHIO**

NOTES TO THE BASIC FINANCIAL STATEMENTS  
FOR THE FISCAL YEAR ENDED JUNE 30, 2012

**NOTE 5 - INTERFUND TRANSACTIONS - (Continued)**

The primary purpose of the interfund balances is to cover costs in specific funds where revenues were not received by June 30. These interfund balances will be repaid once the anticipated revenues are received.

The interfund receivable in the Bond Retirement fund represents the balance of interfund loans made to the Building capital projects fund (a nonmajor governmental fund). The interfund loan balance represents the fiscal year-end balance of manuscript bonds that were issued during fiscal year 2004, 2009 and 2010. The interfund receivable in the general fund represents the amount to cover cash overdrafts in a nonmajor governmental fund.

Interfund loans between governmental funds are eliminated on the government-wide financial statements.

- B.** Interfund transfers for the year ended June 30, 2012, consisted of the following, as reported on the fund statements:

	<u>Amount</u>
<u>Transfers from general fund to:</u>	
Nonmajor governmental funds	<u>\$ 50,000</u>

Transfers are used to move revenues from the fund that statute or budget required to collect them to the fund that statute or budget requires to expend them and to use unrestricted revenues collected in the general fund to finance various programs accounted for in other funds in accordance with budgetary authorizations.

Interfund transfers between governmental funds are eliminated on the government-wide financial statements; therefore, no transfers are reported on the statement of activities.

**NOTE 6 - PROPERTY TAXES**

Property taxes are levied and assessed on a calendar year basis while the District fiscal year runs from July through June. First half tax collections are received by the District in the second half of the fiscal year. Second half tax distributions occur in the first half of the following fiscal year.

Property taxes include amounts levied against all real property and public utility property. Real property tax revenues received in calendar year 2012 represent the collection of calendar year 2011 taxes. Real property taxes received in calendar year 2012 were levied after April 1, 2011, on the assessed values as of January 1, 2011, the lien date. Assessed values for real property taxes are established by State statute at 35 percent of appraised market value. Real property taxes are payable annually or semiannually. If paid annually, payment is due December 31; if paid semiannually, the first payment is due December 31, with the remainder payable by June 20. Under certain circumstances, State statute permits alternate payment dates to be established. Public utility property tax revenues received in calendar year 2012 represent the collection of calendar year 2011 taxes. Public utility real and personal property taxes received in calendar year 2012 became a lien on December 31, 2010, were levied after April 1, 2011, and are collected with real property taxes. Public utility real property is assessed at 35 percent of true value; public utility tangible personal property is currently assessed at varying percentages of true value.

**ROCKY RIVER CITY SCHOOL DISTRICT  
CUYAHOGA COUNTY, OHIO**

NOTES TO THE BASIC FINANCIAL STATEMENTS  
FOR THE FISCAL YEAR ENDED JUNE 30, 2012

**NOTE 6 - PROPERTY TAXES - (Continued)**

The District receives property taxes from Cuyahoga County. The County Fiscal Officer periodically advances to the District its portion of the taxes collected. Second-half real property tax payments collected by the County by June 30, 2012, are available to finance fiscal year 2012 operations. The amount available as an advance at June 30, 2012 was \$3,271,789 in the general fund and \$532,802 in the bond retirement fund. This amount is recorded as revenue. The amount available for advance at June 30, 2011 was \$3,632,933 in the general fund and \$588,857 in the bond retirement fund. The amount of second-half real property taxes available for advance at fiscal year-end can vary based on the date the tax bills are sent.

Accrued property taxes receivable includes real property, public utility property and delinquent tangible personal property taxes which are measurable as of June 30, 2012 and for which there is an enforceable legal claim. Although total property tax collections for the next fiscal year are measurable, only the amount of real property taxes available as an advance at June 30 was levied to finance current fiscal year operations and is reported as revenue at fiscal year end. The portion of the receivable not levied to finance current fiscal year operations is offset by a credit to unearned revenue.

On the accrual basis of accounting, collectible delinquent property taxes have been recorded as a receivable and revenue, while on a modified accrual basis of accounting the revenue has been deferred. The assessed values upon which the fiscal year 2012 taxes were collected are:

	2011 Second Half Collections		2012 First Half Collections	
	<u>Amount</u>	<u>Percent</u>	<u>Amount</u>	<u>Percent</u>
Agricultural/residential and other real estate	\$ 703,240,090	99.04	\$ 699,829,940	98.99
Public utility personal	<u>6,831,460</u>	<u>0.96</u>	<u>7,105,100</u>	<u>1.01</u>
Total	<u>\$ 710,071,550</u>	<u>100.00</u>	<u>\$ 706,935,040</u>	<u>100.00</u>
Tax rate per \$1,000 of assessed valuation	\$ 84.30		\$ 84.35	

**NOTE 7 - RECEIVABLES**

Receivables at June 30, 2012 consisted of taxes, accounts (billings for user charged services and student fees), accrued interest, and intergovernmental grants and entitlements. All receivables are considered collectible in full due to the ability to foreclose for the nonpayment of taxes, the stable condition of State programs and the current year guarantee of federal funds.

**ROCKY RIVER CITY SCHOOL DISTRICT  
CUYAHOGA COUNTY, OHIO**

NOTES TO THE BASIC FINANCIAL STATEMENTS  
FOR THE FISCAL YEAR ENDED JUNE 30, 2012

**NOTE 7 – RECEIVABLES - (Continued)**

A summary of the principal items of receivables reported on the statement of net assets follows:

**Governmental activities:**

Property taxes	\$ 29,852,372
Accounts	76,871
Intergovernmental	144,972
Accrued interest	<u>25,479</u>
Total governmental activities	<u>\$ 30,099,694</u>

Receivables have been disaggregated on the face of the basic financial statements. All receivables are expected to be collected within the subsequent year.

**NOTE 8 - LEASE-PURCHASE OBLIGATIONS**

During fiscal year 2011, the District entered into lease-purchase agreements with Key Government Finance, Inc. to finance the acquisition of computers. Lease payments made under the lease-purchase agreement have been reclassified and are reflected as debt service expenditures in the financial statements for the governmental funds. These expenditures are reported as function expenditures on the budgetary statements. The lease-purchase agreement bears an interest rate of 4.47%.

During fiscal year 2009, the District entered into lease-purchase agreements with Key Government Finance, Inc. to finance the acquisition of computers. Lease payments made under the lease-purchase agreement have been reclassified and are reflected as debt service expenditures in the financial statements for the governmental funds. These expenditures are reported as function expenditures on the budgetary statements. The lease-purchase agreement bears interest rates of 4.81% and 4.294%.

Capital assets consisting of computers have been capitalized in the amount of \$421,818. This amount represents the present value of the minimum lease payments at the time of acquisition. A corresponding liability is recorded in the government-wide financial statements. Principal payments in fiscal year 2012 of \$60,609 and \$32,584 were paid by the general fund and the permanent improvement fund (a nonmajor governmental fund), respectively.

The following is a schedule of the future long-term minimum lease payments required under the lease-purchase agreements and the present value of the future minimum lease payments as of June 30, 2012:

<u>Fiscal Year Ending June 30,</u>	<u>Amount</u>
2013	\$ 71,680
2014	<u>53,686</u>
Total minimum lease payments	125,366
Less amount representing interest	<u>(5,940)</u>
Total	<u>\$ 119,426</u>

**ROCKY RIVER CITY SCHOOL DISTRICT  
CUYAHOGA COUNTY, OHIO**

NOTES TO THE BASIC FINANCIAL STATEMENTS  
FOR THE FISCAL YEAR ENDED JUNE 30, 2012

**NOTE 9 - CAPITAL ASSETS**

Capital asset activity for the fiscal year ended June 30, 2012, was as follows:

	<u>Balance</u> <u>June 30, 2011</u>	<u>Additions</u>	<u>Deductions</u>	<u>Balance</u> <u>June 30, 2012</u>
<b>Governmental activities:</b>				
<i>Capital assets, not being depreciated:</i>				
Land	\$ 770,821	\$ -	\$ -	\$ 770,821
Construction in progress	<u>4,572,353</u>	<u>16,533,393</u>	<u>(2,748,699)</u>	<u>18,357,047</u>
Total capital assets, not being depreciated	<u>5,343,174</u>	<u>16,533,393</u>	<u>(2,748,699)</u>	<u>19,127,868</u>
<i>Capital assets, being depreciated:</i>				
Land improvements	2,324,349	32,534	-	2,356,883
Building/improvements	45,499,407	2,745,505	(297,502)	47,947,410
Furniture/equipment	4,729,956	966,492	(65,447)	5,631,001
Vehicles	<u>1,585,720</u>	<u>102,747</u>	<u>-</u>	<u>1,688,467</u>
Total capital assets, being depreciated	<u>54,139,432</u>	<u>3,847,278</u>	<u>(362,949)</u>	<u>57,623,761</u>
<i>Accumulated depreciation:</i>				
Land improvements	(1,132,320)	(60,756)	-	(1,193,076)
Building/improvements	(26,777,261)	(1,298,763)	272,386	(27,803,638)
Furniture/equipment	(3,653,271)	(405,548)	63,777	(3,995,042)
Vehicles	<u>(1,017,451)</u>	<u>(108,558)</u>	<u>-</u>	<u>(1,126,009)</u>
Total accumulated depreciation	<u>(32,580,303)</u>	<u>(1,873,625)</u>	<u>336,163</u>	<u>(34,117,765)</u>
Governmental activities capital assets, net	<u>\$ 26,902,303</u>	<u>\$ 18,507,046</u>	<u>\$(2,775,485)</u>	<u>\$ 42,633,864</u>

**ROCKY RIVER CITY SCHOOL DISTRICT  
CUYAHOGA COUNTY, OHIO**

NOTES TO THE BASIC FINANCIAL STATEMENTS  
FOR THE FISCAL YEAR ENDED JUNE 30, 2012

**NOTE 9 - CAPITAL ASSETS - (Continued)**

Depreciation expense was charged to governmental activities as follows:

Instruction:		
Regular	\$	824,155
Special		158,314
Vocational		22,101
Other		1,371
Support Services:		
Pupil		77,333
Instructional staff		48,761
Board of education		1,220
Administration		68,353
Fiscal		35,789
Business		19,016
Operations and maintenance		150,764
Pupil transportation		175,184
Central		94,186
Operation of non-instructional:		
Food service operations		27,399
Other non-instructional services		72,799
Extracurricular activities		96,880
Total depreciation expense	\$	<u>1,873,625</u>



**ROCKY RIVER CITY SCHOOL DISTRICT  
CUYAHOGA COUNTY, OHIO**

**NOTES TO THE BASIC FINANCIAL STATEMENTS  
FOR THE FISCAL YEAR ENDED JUNE 30, 2012**

**NOTE 10 - CONTRACTUAL COMMITMENTS**

As of June 30, 2012, the District had the following contractual purchase commitments outstanding relating to the District's construction projects:

<u>Contractor</u>	<u>Amount</u>
AAA American Abatement	\$ 198,755
Boak & Sons, Inc	150,151
HS Roofing	506,843
Burt Hill	672,372
Castle Heating and Air	3,173,649
Digital Security Systems	149,438
Enertech Electrical, Inc	116,219
Fire Protection, Inc	435,063
Harner Plumbing, Inc	637,855
John G Johnson	438,900
Lake Erie Electric Inc.	2,174,569
Martin Public Seating Inc.	796,171
Mid West Telephone	452,422
Miller Plumbing and Heating	107,300
Mosser Construction	7,943,843
PK Mechanical, Inc	671,591
Precision Environmental	320,500
Project and Construction	999,331
South Shore Electric	<u>213,000</u>
Total	<u>\$ 20,157,972</u>

**ROCKY RIVER CITY SCHOOL DISTRICT  
CUYAHOGA COUNTY, OHIO**

NOTES TO THE BASIC FINANCIAL STATEMENTS  
FOR THE FISCAL YEAR ENDED JUNE 30, 2012

**NOTE 11 - LONG-TERM OBLIGATIONS**

A. The following is a schedule of the changes in long-term obligations during fiscal year 2012:

	<u>Balance</u> <u>June 30, 2011</u>	<u>Additions</u>	<u>Reductions</u>	<u>Balance</u> <u>June 30, 2012</u>	<u>Amounts</u> <u>Due in</u> <u>One Year</u>
<b>Governmental Activities:</b>					
General obligation bonds:					
Series 2010 school improvement:					
Current interest bonds	\$ 42,480,000	\$ -	\$ (5,000)	\$ 42,475,000	\$ 5,000
Capital appreciation bonds	420,000	-	-	420,000	-
Accretion on capital appreciation bonds	18,031	28,055	-	46,086	-
Series 1998 school improvement:					
Current interest bonds	11,295,000	-	(1,370,000)	9,925,000	1,445,000
Series 1996 school improvement refunding:					
Capital appreciation bonds	84,896	-	(84,896)	-	-
Accretion on capital appreciation bonds	939,713	90,391	(1,030,104)	-	-
Total general obligation bonds	<u>55,237,640</u>	<u>118,446</u>	<u>(2,490,000)</u>	<u>52,866,086</u>	<u>1,450,000</u>
Lease-purchase obligations	212,619	-	(93,193)	119,426	67,190
Compensated absences	<u>5,528,699</u>	<u>504,341</u>	<u>(1,198,772)</u>	<u>4,834,268</u>	<u>1,032,205</u>
Total governmental activities long-term liabilities	<u>\$ 60,978,958</u>	<u>\$ 622,787</u>	<u>\$ (3,781,965)</u>	57,819,780	<u>\$ 2,549,395</u>
Add: Unamortized premiums on bonds				<u>420,727</u>	
Total on statement of net assets				<u>\$ 58,240,507</u>	

School Improvement Bonds - Series 2010

On September 28, 2010, the District issued \$42,900,000, in general obligation school improvement bonds, including \$3,140,000 in serial bonds, \$28,500,000 in term Build America Bonds (BABs) and \$11,260,000 in sinking fund Qualified School Construction Bonds (QSCBs). Proceeds from the bond issue are being used to construct, renovate, remodel, add to, furnish, equip or otherwise improve school district buildings and facilities. The bonds were sold at a premium of \$443,449. Principal payments on the bonds are due December 1 or each year while interest payments are due on June 1 and December 1 of each year. Principal and interest payments are made from the bond retirement fund.

The serial bonds consist of current interest bonds, par value \$2,720,000, and capital appreciation bonds, par value \$420,000. The current interest serial bonds were issued for a seven year period with a final maturity at December 1, 2017. The serial bonds mature on December 1 in each year 2011 through 2017 and bear interest rates ranging from 1.0 percent to 4.0 percent. The serial bonds are not subject to redemption prior to maturity.

**ROCKY RIVER CITY SCHOOL DISTRICT  
CUYAHOGA COUNTY, OHIO**

NOTES TO THE BASIC FINANCIAL STATEMENTS  
FOR THE FISCAL YEAR ENDED JUNE 30, 2012

**NOTE 11 - LONG-TERM OBLIGATIONS - (Continued)**

The capital appreciation bonds mature on December 1, 2027 at a redemption price equal to 100% of the principal, plus accrued interest to the redemption date. The effective interest rate on the capital appreciation bonds is 6.305%. The accreted value at maturity for the capital appreciation bond is \$1,220,000. Total accreted interest of \$46,086 has been included in the statement of net assets at June 30, 2012.

The BABs mature on December 1, 2030, December 1, 2035 and December 1, 2044 in the amounts of \$3,785,000, \$7,315,000 and \$17,400,000, respectively. These BABs bear interest rates ranging from 5.582 percent to 6.332 percent. The District receives a direct payment subsidy from the United States Treasury equal to thirty-five percent of the corresponding interest payments due on the BABs. The District records this subsidy from the federal government in the general fund. The BABs are subject to optional redemption and extraordinary optional redemption prior to maturity, at the sole discretion of the District, at a redemption price equal to 100 percent of the principal amount redeemed, plus accrued interest to the redemption date. The BABs are subject to mandatory sinking fund redemption as follows:

<u>Year</u>	<u>Mandatory Sinking Fund Redemption</u>
2028	\$ 1,220,000
2029	1,260,000
2030	1,305,000
2031	1,355,000
2032	1,405,000
2033	1,460,000
2034	1,520,000
2035	1,575,000
2036	1,635,000
2037	1,705,000
2038	1,775,000
2039	1,845,000
2040	1,925,000
2041	2,000,000
2042	2,085,000
2043	2,170,000
2044	<u>2,260,000</u>
Total	<u>\$ 28,500,000</u>

**ROCKY RIVER CITY SCHOOL DISTRICT  
CUYAHOGA COUNTY, OHIO**

NOTES TO THE BASIC FINANCIAL STATEMENTS  
FOR THE FISCAL YEAR ENDED JUNE 30, 2012

**NOTE 11 - LONG-TERM OBLIGATIONS - (Continued)**

The QSCBs mature on December 1, 2026 in the amount of \$11,260,000. The QSCBs bear an interest rate of 5.068 percent. The District receives a direct payment subsidy from the United States Treasury equal to 100% of the lesser of the interest payments on the bonds or the federal tax credits that would otherwise have been available to the holders of the bonds. The District records this subsidy from the federal government in the general fund. The QSCBs are subject to optional redemption, on any date on or after December 31, 2020, and extraordinary optional redemption, at the sole discretion of the District, at a redemption price equal to 100% of the principal amount redeemed, plus accrued interest to the redemption date. On December 1 in each year 2020 through 2026, the District is required to make a mandatory deposit into a sinking fund that will provide for payment of the QSCBs upon maturity. The QSCBs are subject to mandatory sinking fund requirements on each December 1 as follows:

<u>Year</u>	<u>Mandatory Sinking Fund Requirement</u>
2017	\$ 495,000
2018	1,130,000
2019	1,205,000
2020	1,205,000
2021	1,205,000
2022	1,205,000
2023	1,205,000
2024	1,205,000
2025	1,205,000
2026	<u>1,200,000</u>
Total	<u>\$ 11,260,000</u>

**School Improvement Bonds - Series 1998**

In 1998, the District issued \$24,500,000 in current interest general obligations bonds for the renovations of various school buildings. These bonds bear interest rates ranging from 3.65%-5.375%. Interest payments on the current interest bonds are due on June 1 and December 1 of each year. The final maturity stated in the issue is December 1, 2017. These bonds are paid from the bond retirement fund.

**School Improvement Refunding Bonds - Series 1996**

In 1996, the District issued bonds for the advance refunding of series 1991 school building improvement bonds. The series 1991 general obligation bonds are considered defeased since the proceeds of new bonds were placed in an irrevocable trust to provide for all future debt service payments. Accordingly, the trust account assets and the liability for the defeased bonds are not included in the District's financial statements. At June 30, 2012, \$345,000 of defeased bonds remained outstanding.

The refunding issue was comprised of both current interest bonds, par value \$9,690,000, and capital appreciation bonds, par value \$304,128. The current interest bonds, with interest rates ranging from 4.25%-5.75%, were retired in fiscal year 2009. The capital appreciation bonds mature on June 1 in each year 2010 to 2012 at a redemption price equal to 100% of the principal, plus accrued interest to the redemption date. During fiscal year 2012, the final capital appreciation bonds matured at a maturity value of \$1,115,000. There are no remaining capital appreciation bonds at June 30, 2012.

**ROCKY RIVER CITY SCHOOL DISTRICT  
CUYAHOGA COUNTY, OHIO**

NOTES TO THE BASIC FINANCIAL STATEMENTS  
FOR THE FISCAL YEAR ENDED JUNE 30, 2012

**NOTE 11 - LONG-TERM OBLIGATIONS - (Continued)**

Compensated Absences

Compensated absences will be paid from the fund which the employee is paid which, for the District, is primarily the general fund and the food service fund (a nonmajor governmental fund).

Lease-Purchase Obligations

The lease-purchase obligations will be repaid from the general fund and the permanent improvement fund (a nonmajor governmental fund). See Note 8 for further detail on the District's lease-purchase obligations.

- B.** The following is a summary of the future debt service requirements, including mandatory sinking fund requirements, to retire bonded debt:

Fiscal Year Ending	General Obligation Bonds			Capital Appreciation Bonds		
	Principal	Interest	Total	Principal	Interest	Total
2013	\$ 1,450,000	\$ 2,910,188	\$ 4,360,188	\$ -	\$ -	\$ -
2014	1,530,000	2,830,308	4,360,308	-	-	-
2015	1,610,000	2,746,114	4,356,114	-	-	-
2016	2,715,000	2,642,149	5,357,149	-	-	-
2017	2,840,000	2,512,318	5,352,318	-	-	-
2018 - 2022	7,735,000	11,650,971	19,385,971	-	-	-
2023 - 2027	6,020,000	11,302,816	17,322,816	-	-	-
2028 - 2032	5,140,000	8,171,220	13,311,220	420,000	800,000	1,220,000
2033 - 2037	7,595,000	6,181,078	13,776,078	-	-	-
2038 - 2042	9,250,000	3,573,780	12,823,780	-	-	-
2043 - 2045	6,515,000	629,877	7,144,877	-	-	-
<b>Total</b>	<b>\$ 52,400,000</b>	<b>\$ 55,150,819</b>	<b>\$ 107,550,819</b>	<b>\$ 420,000</b>	<b>\$ 800,000</b>	<b>\$ 1,220,000</b>

**C. Legal Debt Margin**

The Ohio Revised Code provides that voted net general obligation debt of the District shall never exceed 9% of the total assessed valuation of the District. The Code further provides that unvoted indebtedness shall not exceed 1/10 of 1% of the property valuation of the District. The Code additionally states that unvoted indebtedness related to energy conservation debt shall not exceed 9/10 of 1% of the property valuation of the District. The assessed valuation used in determining the District's legal debt margin has been modified by House Bill 530 which became effective March 30, 2006. In accordance with House Bill 530, the assessed valuation used in the District's legal debt margin calculation excluded tangible personal property used in business, telephone or telegraph property, interexchange telecommunications company property, and personal property owned or leased by a railroad company and used in railroad operations. The effects of these debt limitations at June 30, 2012, are a voted debt margin of \$13,428,188 (including available funds of \$2,624,034) and an unvoted debt margin of \$606,795.

**ROCKY RIVER CITY SCHOOL DISTRICT  
CUYAHOGA COUNTY, OHIO**

**NOTES TO THE BASIC FINANCIAL STATEMENTS  
FOR THE FISCAL YEAR ENDED JUNE 30, 2012**

**NOTE 12 - COMPENSATED ABSENCES**

The criteria for determining vacation and sick leave benefits are derived from negotiated agreements, Board of Education policies and State laws. Teachers do not earn vacation. Support staff personnel assigned to work less than 240 days annually do not earn vacation. Support staff personnel assigned to work 240 days or more and managers earn annual vacation leave from 10 to 25 days, based on years of service. Administrators are entitled from 20 to 25 days of vacation leave annually, based on years of service and performance evaluations or specific contractual terms. Administrators may not carry forward more than five vacation days, and those must be used by January 31<sup>st</sup> of the subsequent year.

All regular employees earn sick leave at a rate of one and one-fourth days per month. Support staff personnel and managers employed by the District for a minimum of two years, and eligible to retire pursuant to State statute, are entitled to severance benefits based on accumulated sick leave.

Teachers who resign with ten or more years of service or those who meet the requirements of Ohio Revised Code Section 124.39 - Section B may choose between one of four plans for their severance payment. Each plan offers a varying percentage of their sick leave balance ranging between 20% and 33% of their accumulated but unused sick leave and some plans offer an additional payment depending upon their years of service ranging between \$200 and \$1,800 for each year. Teachers may choose between plans for which they are eligible.

Classified non-union employees, with two or more years and who meet the requirements of ORC Section 124.39, are eligible for severance payments equal to 33% of their accumulated but unused sick leave to a maximum of 75 days.

Classified executive non-union secretaries who have been employed by the District for 30 years or who have reached their first year of eligibility to retire under the School Employees Retirement System rules may choose between one of two plans for their severance payment. Each plan offers a varying percentage of their sick leave balance ranging between 75% and 80% of their accumulated but unused sick leave depending upon years of service. Each plan also offers an additional payment depending upon their years of service ranging between \$200 and \$300 for each year of service. Classified executive non-union secretaries may choose between plans for which they are eligible.

Classified union employees who have been employed by the District for at least two years and who meet the requirements of ORC Section 124.39, may choose between one of three plans for their severance payment. Each plan offers a sick leave payment equal to 60% of their accumulated but unused sick leave up to a maximum number of days depending upon the plan chosen. In addition, employees with ten or more years of service are eligible for an additional payment depending upon their years of service ranging between \$50 and \$175 for each year of service with the District. Classified union employees may choose between plans for which they are eligible.

Administrators are eligible for severance payments equal to 33% of their accumulated but unused sick leave. Also, administrators will receive an amount equal to 30% of the administrator's current daily rate for each day of accumulated sick leave beyond 120 days as certified by the Treasurer's office. In addition, administrators shall receive a longevity payment equal to \$1,500 per year of employment as an administrator with the District. Certified administrators may also receive severance payments in accordance with teachers above to the extent the severance payments are beyond those listed here.

**ROCKY RIVER CITY SCHOOL DISTRICT  
CUYAHOGA COUNTY, OHIO**

**NOTES TO THE BASIC FINANCIAL STATEMENTS  
FOR THE FISCAL YEAR ENDED JUNE 30, 2012**

**NOTE 13 - RISK MANAGEMENT**

**A. Comprehensive**

The District is exposed to various risks of loss related to torts; theft of, damage to, and destruction of assets; errors and omissions; injuries to employees; and natural disasters. For fiscal year 2012, the District contracted with various insurance companies through the Ohio Schools Council insurance program. Netherlands Insurance provides property, inland marine and crime insurance coverage. There is a \$5,000 deductible on building and contents, along with a \$500 deductible for crime insurance. The boiler and machinery coverage is provided by Travelers Insurance Company. The coverage provides a \$50,000,000 limit and a \$1,000 deductible.

Netherlands Insurance Company provides fleet and liability insurance. Automobile liability has a limit of \$1,000,000 per accident/occurrence and an equal amount of uninsured motorist coverage with a \$500 deductible for comprehensive and \$250 deductible for collision. The general liability provides coverage with a limit of \$1,000,000 per occurrence and a \$2,000,000 per year aggregate limit. Coverage provided by these companies was as follows:

Building and Contents- replacement cost	\$ 106,998,131
Boiler and Machinery	50,000,000
Automobile Liability	1,000,000
General Liability	
Per occurrence	1,000,000
General Aggregate	2,000,000
Umbrella	10,000,000

Settled claims have not exceeded this commercial coverage in any of the past three years. There have been no significant reductions in coverage from last year.

**B. Group Health, Dental, Life and Vision Insurance**

For fiscal year 2012, the District provided employee major medical, preventative care and prescription benefits through a self- insured program through the Suburban Health Consortium and administered by Medical Mutual of Ohio. The Suburban Health Consortium (the "Consortium") is a legally separate entity organized under Ohio Revised Code Section 9.833 as a joint self-insurance pool (see Note 2.A). The Consortium was established on October 1, 2001, formed by the Boards of Education of several school districts in northeast Ohio, for the purposes of maximizing benefits and/or reducing costs of group health, life, dental and/or other insurance coverage for their employees and the eligible dependents and designated beneficiaries of such employees. This plan is provided through a PPO (preferred provider organization) with a co-insurance level of 90% subject to annual maximum out-of-pocket limits if they choose an in-network provider for services. The plan allows for an employee to choose a provider outside of the network subject to an annual deductible of \$200 for a single plan and \$400 for a family plan along with a co-insurance level of 70% subject to annual maximum out-of-pocket limits. The District was responsible for 89% of the funding rate (11% is employee portion of the funding rate contribution) of \$1,229.55 as of October 1, 2011, for family coverage and \$573.62 for single coverage per month for all full-time equivalent (FTE) staff. Any employee who is scheduled to work at a FTE below 1.0 but greater than 0.5 is eligible for this coverage, but they are required to pay the difference in premium based on the difference between 1.0 and their scheduled FTE on top of the aforementioned 11% employee premium contribution. The funding rate is generally paid by the fund that pays the salary for the employee.

**ROCKY RIVER CITY SCHOOL DISTRICT  
CUYAHOGA COUNTY, OHIO**

**NOTES TO THE BASIC FINANCIAL STATEMENTS  
FOR THE FISCAL YEAR ENDED JUNE 30, 2012**

**NOTE 13 - RISK MANAGEMENT - (Continued)**

The District also provides employee dental benefits through a fully insured insurance program administered by United Health Care that offers different levels of coverage through two plan structures. One plan is based on UCR (usual, customary and reasonable) that offers a higher level of coverage than the other plan, which is a fee schedule plan that pays a predetermined amount for various covered procedures. These plans provide dental benefits with a \$50 family and \$25 single deductible per year. As of October 1, 2011, premium rates were \$81.27 for a family plan and \$24.41 for a single plan per employee per month for the UCR ("Buy-Up") plan for all certificated, classified and administrative staff. The District is responsible for 60% of these premiums for all employees who choose this option with exception of administrators for whom the District pays 100% of these premiums. The employee is responsible for the other 40%. As of October 1, 2011, premium rates were \$55.61 for a family plan and \$16.70 for a single plan per employee per month for the fee schedule ("Core") plan for all certificated and classified staff who choose this option. The District is responsible for 80% of these premiums and the employee is responsible for the other 20% for all employees who choose this option. Any employee who is scheduled to work at a FTE below 1.0 but greater than 0.5 is eligible for this coverage, but they are required to pay the difference in premium based on the difference between 1.0 and their scheduled FTE on top of the 40% UCR plan/20% fee schedule plan employee premium contribution. These rates are guaranteed by United Health Care through September 30, 2012. The premium is generally paid by the fund that pays the salary for the employee.

A group life with accidental death and dismemberment insurance plan through Guardian Life is maintained for all employees who are scheduled to work at least a 0.5 FTE basis. The dollar amount of coverage ranges from \$30,000 - \$50,000 and is based on an employee's position within the District. The entire premium cost of \$0.105 per \$1,000 of coverage per month is paid by the District. The Superintendent and Treasurer are covered for higher limits at comparable rates.

A group vision plan is also offered by the District to all employees. Employees who elect this coverage are responsible for 100% of the monthly premium.

**C. Workers' Compensation Program**

The District participates in the Ohio Schools Council Workers' Compensation Group Rating Program (GRP), an insurance purchasing pool (Note 2A). The intent of the GRP is to achieve the benefits of a reduced premium for the District by virtue of its grouping and representation with other participants in the GRP. The worker's compensation experience of the participating school districts is calculated as one experience and a common premium rate is applied to all school districts in the GRP. Each participant pays its worker's compensation premium to the State based on the rate for the GRP rather than its individual rate. Total savings is then calculated and each participant's individual performance is compared to the overall savings percentage of the GRP. A participant will then either receive money from or be required to contribute to the "equity pooling fund". This "equity pooling" arrangement insures that each participant share equally in the overall performance of the GRP. Participation in the GRP is limited to school districts that can meet the GRP's selection criteria. The firm of Sheakley Uniservice, Inc. provides administrative, cost control and actuarial services to the GRP.



**ROCKY RIVER CITY SCHOOL DISTRICT  
CUYAHOGA COUNTY, OHIO**

NOTES TO THE BASIC FINANCIAL STATEMENTS  
FOR THE FISCAL YEAR ENDED JUNE 30, 2012

**NOTE 14 - PENSION PLANS**

**A. School Employees Retirement System**

Plan Description - The District contributes to the School Employees Retirement System (SERS), a cost-sharing, multiple-employer defined benefit pension plan. SERS provides retirement, disability, survivor benefits, annual cost-of-living adjustments, and death benefits to plan members and beneficiaries. Authority to establish and amend benefits is provided by Chapter 3309 of the Ohio Revised Code. SERS issues a publicly available, stand-alone financial report that includes financial statements and required supplementary information. That report may be obtained by writing to the School Employees Retirement System, 300 East Broad Street, Suite 100, Columbus, Ohio 43215-3746. It is also posted on the SERS' Ohio website, [www.ohsers.org](http://www.ohsers.org), under "*Employers/Audit Resources*".

Funding Policy - Plan members are required to contribute 10 percent of their annual covered salary and the District is required to contribute at an actuarially determined rate. The current District rate is 14 percent of annual covered payroll. A portion of the District's contribution is used to fund pension obligations with the remainder being used to fund health care benefits. For fiscal year 2012, 12.65 percent and 0.05 percent of annual covered salary was the portion used to fund pension obligations and death benefits, respectively. The contribution requirements of plan members and employers are established and may be amended by the SERS' Retirement Board up to a statutory maximum amount of 10 percent for plan members and 14 percent for employers. Chapter 3309 of the Ohio Revised Code provides statutory authority for member and employer contributions. The District's required contributions for pension obligations and death benefits to SERS for the fiscal years ended June 30, 2012, 2011 and 2010 were \$577,781, \$542,013 and \$561,748, respectively; 65.54 percent has been contributed for fiscal year 2012 and 100 percent for fiscal years 2011 and 2010.

**B. State Teachers Retirement System of Ohio**

Plan Description - The District participates in the State Teachers Retirement System of Ohio (STRS Ohio), a cost-sharing, multiple-employer public employee retirement plan. STRS Ohio provides retirement and disability benefits to members and death and survivor benefits to beneficiaries. STRS Ohio issues a stand-alone financial report that may be obtained by writing to STRS Ohio, 275 E. Broad St., Columbus, OH 43215-3771, by calling (888) 227-7877, or by visiting the STRS Ohio website at [www.strsoh.org](http://www.strsoh.org), under "*Publications*".

New members have a choice of three retirement plans, a Defined Benefit (DB) Plan, a Defined Contribution (DC) Plan and a Combined Plan. The DB plan offers an annual retirement allowance based on final average salary times a percentage that varies based on years of service, or an allowance based on a member's lifetime contributions and earned interest matched by STRS Ohio funds divided by an actuarially determined annuity factor. The DC Plan allows members to place all their member contributions and employer contributions equal to 10.5 percent of earned compensation into an investment account. Investment decisions are made by the member. A member is eligible to receive a retirement benefit at age 50 and termination of employment. The member may elect to receive a lifetime monthly annuity or a lump sum withdrawal. The Combined Plan offers features of both the DC Plan and the DB Plan. In the Combined Plan, member contributions are invested by the member, and employer contributions are used to fund the defined benefit payment at a reduced level from the regular DB Plan. The DB portion of the Combined Plan payment is payable to a member on or after age 60; the DC portion of the account may be taken as a lump sum or converted to a lifetime monthly annuity at age 50. Benefits are established by Chapter 3307 of the Ohio Revised Code.

**ROCKY RIVER CITY SCHOOL DISTRICT  
CUYAHOGA COUNTY, OHIO**

**NOTES TO THE BASIC FINANCIAL STATEMENTS  
FOR THE FISCAL YEAR ENDED JUNE 30, 2012**

**NOTE 14 - PENSION PLANS - (Continued)**

A DB or Combined Plan member with five or more years credited service who becomes disabled may qualify for a disability benefit. Eligible spouses and dependents of these active members who die before retirement may qualify for survivor benefits. Members in the DC Plan who become disabled are entitled only to their account balance. If a member of the DC Plan dies before retirement benefits begin, the member's designated beneficiary is entitled to receive the member's account balance.

Funding Policy - For fiscal year 2012, plan members were required to contribute 10 percent of their annual covered salaries. The District was required to contribute 14 percent; 13 percent was the portion used to fund pension obligations. Contribution rates are established by the State Teachers Retirement Board, upon recommendations of its consulting actuary, not to exceed statutory maximum rates of 10 percent for members and 14 percent for employers. Chapter 3307 of the Ohio Revised Code provides statutory authority for member and employer contributions.

The District's required contributions for pension obligations to STRS Ohio for the fiscal years ended June 30, 2012, 2011 and 2010 were \$2,005,911, \$1,990,622 and \$1,913,237, respectively; 83.16 percent has been contributed for fiscal year 2012 and 100 percent for fiscal years 2011 and 2010. Contributions to the DC and Combined Plans for fiscal year 2012 were \$60,821 made by the District and \$43,444 made by the plan members.

**C. Social Security System**

Effective July 1, 1991, all employees not otherwise covered by the SERS/STRS Ohio have an option to choose Social Security or the SERS/STRS Ohio. As of June 30, 2012, certain members of the Board of Education have elected Social Security. The District's liability is 6.2 percent of wages paid.

**NOTE 15 - POSTEMPLOYMENT BENEFITS**

**A. School Employees Retirement System**

Plan Description - The District participates in two cost-sharing, multiple employer postemployment benefit plans administered by the School Employees Retirement System (SERS) for non-certificated retirees and their beneficiaries, a Health Care Plan and a Medicare Part B Plan. The Health Care Plan includes hospitalization and physicians' fees through several types of plans including HMO's, PPO's, Medicare Advantage, and traditional indemnity plans. A prescription drug program is also available to those who elect health coverage. SERS employs two third-party administrators and a pharmacy benefit manager to manage the self-insurance and prescription drug plans, respectively. The Medicare Part B Plan reimburses Medicare Part B premiums paid by eligible retirees and beneficiaries as set forth in Section 3309.69 of the Ohio Revised Code. Qualified benefit recipients who pay Medicare Part B premiums may apply for and receive a monthly reimbursement from SERS. The reimbursement amount is limited by statute to the lesser of the January 1, 1999 Medicare Part B premium or the current premium. The Medicare Part B premium for calendar year 2012 was \$99.90 for most participants, but could be as high as \$319.70 per month depending on their income and the SERS' reimbursement to retirees was \$45.50. Benefit provisions and the obligations to contribute are established by the System based on authority granted by State statute. The financial reports of both Plans are included in the SERS Comprehensive Annual Financial Report which is available by contacting SERS at 300 East Broad St., Suite 100, Columbus, Ohio 43215-3746. It is also posted on the SERS' Ohio website, [www.ohsers.org](http://www.ohsers.org), under "Employers/Audit Resources".

**ROCKY RIVER CITY SCHOOL DISTRICT  
CUYAHOGA COUNTY, OHIO**

NOTES TO THE BASIC FINANCIAL STATEMENTS  
FOR THE FISCAL YEAR ENDED JUNE 30, 2012

**NOTE 15 - POSTEMPLOYMENT BENEFITS - (Continued)**

Funding Policy - State statute permits SERS to fund the health care benefits through employer contributions. Each year, after the allocation for statutorily required benefits, the Retirement Board allocates the remainder of the employer contribution of 14 percent of covered payroll to the Health Care Fund. The Health Care Fund was established and is administered in accordance with Internal Revenue Code Section 105(e). For 2012, 0.55 percent of covered payroll was allocated to health care. An additional health care surcharge on employers is collected for employees earning less than an actuarially determined minimum compensation amount, pro-rated according to service credit earned. Statutes provide that no employer shall pay a health care surcharge greater than 2.0 percent of that employer's SERS-covered payroll; nor may SERS collect in aggregate more than 1.5 percent of the statewide SERS-covered payroll for the health care surcharge. For fiscal year 2012, the actuarially determined amount was \$35,800.

Active members do not contribute to the postemployment benefit plans. The Retirement Board establishes the rules for the premiums paid by the retirees for health care coverage for themselves and their dependents or for their surviving beneficiaries. Premiums vary depending on the plan selected, qualified years of service, Medicare eligibility and retirement status.

The District's contributions for health care (including surcharge) for the fiscal years ended June 30, 2012, 2011 and 2010 were \$89,525, \$131,627 and \$83,599, respectively; 65.54 percent has been contributed for fiscal year 2012 and 100 percent for fiscal years 2011 and 2010.

The Retirement Board, acting with advice of the actuary, allocates a portion of the employer contribution to the Medicare B Fund. For fiscal year 2012, this actuarially required allocation was 0.75 percent of covered payroll. The District's contributions for Medicare Part B for the fiscal years ended June 30, 2012, 2011, and 2010 were \$34,121, \$34,880 and \$33,406, respectively; 65.54 percent has been contributed for fiscal year 2012 and 100 percent for fiscal years 2011 and 2010.

**B. State Teachers Retirement System of Ohio**

Plan Description - The District contributes to the cost sharing, multiple employer defined benefit Health Plan (the "Plan") administered by the State Teachers Retirement System of Ohio (STRS Ohio) for eligible retirees who participated in the defined benefit or combined pension plans offered by STRS Ohio. Benefits include hospitalization, physicians' fees, prescription drugs and reimbursement of monthly Medicare Part B premiums. The Plan is included in the report of STRS Ohio which may be obtained by visiting [www.strsoh.org](http://www.strsoh.org), under "Publications" or by calling (888) 227-7877.

Funding Policy - Ohio law authorizes STRS Ohio to offer the Plan and gives the Retirement Board authority over how much, if any, of the health care costs will be absorbed by STRS Ohio. Active employee members do not contribute to the Plan. All benefit recipients pay a monthly premium. Under Ohio law, funding for post-employment health care may be deducted from employer contributions. For 2012, STRS Ohio allocated employer contributions equal to 1 percent of covered payroll to the Health Care Stabilization Fund. The District's contributions for health care for the fiscal years ended June 30, 2012, 2011 and 2010 were \$154,301, \$153,125 and \$141,172, respectively; 83.16 percent has been contributed for fiscal year 2012 and 100 percent for fiscal years 2011 and 2010.

**ROCKY RIVER CITY SCHOOL DISTRICT  
CUYAHOGA COUNTY, OHIO**

**NOTES TO THE BASIC FINANCIAL STATEMENTS  
FOR THE FISCAL YEAR ENDED JUNE 30, 2012**

**NOTE 16 - CONTINGENCIES**

**A. Grants and ADM**

The Auditor of State is currently performing a statewide review of supporting documentation for student attendance data reported to the Ohio Department of Education. The results of this review are still pending and will be reported separately to the Ohio Department of Education at a later date.

The District received financial assistance from federal and State agencies in the form of grants. The expenditure of funds received under these programs generally requires compliance with terms and conditions specified in the grant agreements and is subject to audit by the grantor agencies. Any disallowed claims resulting from such audits could become a liability of the general fund or other applicable funds. This also encompasses the Auditor of State's ongoing review of student attendance data; however, the effect of any such disallowed claims on the overall financial position of the District at June 30, 2012, if applicable, cannot be determined at this time.

**B. Litigation**

The District is party to legal proceedings. The District is of the opinion that ultimate disposition of claims will not have a material effect, if any, on the financial condition of the District.

**NOTE 17 - BUDGETARY BASIS OF ACCOUNTING**

While reporting financial position, results of operations, and changes in fund balance on the basis of generally accepted accounting principles (GAAP), the budgetary basis as provided by law is based upon accounting for certain transactions on a basis of cash receipts and disbursements.

The statement of revenue, expenditures and changes in fund balance - budget and actual (non-GAAP budgetary basis) presented for the general fund is presented on the budgetary basis to provide a meaningful comparison of actual results with the budget. The major differences between the budget basis and the GAAP basis are that:

- (a) Revenues and other financing sources are recorded when received in cash (budget basis) as opposed to when susceptible to accrual (GAAP basis);
- (b) Expenditures and other financing uses are recorded when paid in cash (budget basis) as opposed to when the liability is incurred (GAAP basis);
- (c) In order to determine compliance with Ohio law, and to reserve that portion of the applicable appropriation, total outstanding encumbrances (budget basis) are recorded as the equivalent of an expenditure, as opposed to assigned or committed fund balance for that portion of outstanding encumbrances not already recognized as an account payable (GAAP basis);
- (d) Advances-in and advances-out are operating transactions (budget basis) as opposed to balance sheet transactions (GAAP basis); and,
- (e) Some funds are included in the general fund (GAAP basis), but have separate legally adopted budgets (budget basis).

**ROCKY RIVER CITY SCHOOL DISTRICT  
CUYAHOGA COUNTY, OHIO**

NOTES TO THE BASIC FINANCIAL STATEMENTS  
FOR THE FISCAL YEAR ENDED JUNE 30, 2012

**NOTE 17 - BUDGETARY BASIS OF ACCOUNTING - (Continued)**

The adjustments necessary to convert the results of operations for the year on the budget basis to the GAAP basis for the general fund is as follows:

**Net Change in Fund Balance**

	<u>General fund</u>
Budget basis	\$ 105,680
Net adjustment for revenue accruals	(295,988)
Net adjustment for expenditure accruals	198,835
Net adjustment for other sources/uses	(17,920)
Funds budgeted elsewhere	42,893
Adjustment for encumbrances	329,920
GAAP basis	\$ 363,420

Certain funds that are legally budgeted in separate special revenue funds are considered part of the general fund on a GAAP basis. These includes unclaimed monies fund, the uniform school supplies fund, the Beach building fund, the building rotary fund and the public school support fund.

**NOTE 18 - SET-ASIDES**

The District is required by State law to annually set-aside certain general fund revenue amounts, as defined by statutory formula, for the acquisition and construction of capital improvements. Amounts not spent by the end of the fiscal year or offset by similarly restricted resources received during the year must be held in cash at fiscal year-end. This amount must be carried forward to be used for the same purpose in future years. Expenditures exceeding the set-aside requirement may not be carried forward to the next fiscal year.

The following cash-basis information describes the change in the fiscal year-end set-aside amount for capital improvements. Disclosure of this information is required by State statute.

	<u>Capital Improvements</u>
Set-aside balance June 30, 2011	\$ -
Current year set-aside requirement	451,799
Current year qualifying expenditures	(744,692)
Total	\$ (292,893)
Balance carried forward to fiscal year 2013	\$ -
Set-aside balance June 30, 2012	\$ -

**ROCKY RIVER CITY SCHOOL DISTRICT  
CUYAHOGA COUNTY, OHIO**

NOTES TO THE BASIC FINANCIAL STATEMENTS  
FOR THE FISCAL YEAR ENDED JUNE 30, 2012

**NOTE 19 - OTHER COMMITMENTS**

The District utilizes encumbrance accounting as part of its budgetary controls. Encumbrances outstanding at year end may be reported as part of restricted, committed, or assigned classifications of fund balance. At year end, the District's commitments for encumbrances in the governmental funds were as follows:

<u>Fund</u>	<u>Year-End Encumbrances</u>
General	\$ 265,066
Building	18,287,524
Other governmental	<u>76,586</u>
Total	<u>\$ 18,629,176</u>

**NOTE 20 – SIGNIFICANT SUBSEQUENT EVENTS**

On November 6, 2012, the District's voters passed a 4.9 mill operating levy for a continuing period of time. This levy is estimated to generate \$3.4 million annually with collection starting in January 2013.

On December 13, 2012, the District entered into a "Limited Assignment of Leases and Rents" agreement with AP Wireless Investments I, LLC to sell its interest in cell phone tower leases it held at that time. The transaction closed on December 17, 2012 with the District receiving a lump sum payment of \$525,579 in full consideration for the lease interests. The entire amount received will be credited to the District's permanent improvement fund to be used for future building and/or site improvements.

On December 14, 2012, the District entered into a capital lease agreement for the acquisition of computers and related equipment. The present value of the future minimum lease payments under the capital lease obligation is \$725,000.

On August 16, 2012, the District issued bus acquisition notes (manuscript notes) in the amount of \$197,143. The notes bear an interest rate of 1.00% and mature on August 15, 2013.

On September 27, 2012, the District issued bus acquisition notes (manuscript notes) in the amount of \$68,486. The notes bear an interest rate of 1.00% and mature on September 26, 2013.

COMBINING STATEMENTS  
AND INDIVIDUAL FUND SCHEDULES  
SUPPLEMENTAL INFORMATION

## **ROCKY RIVER CITY SCHOOL DISTRICT**

### **MAJOR FUNDS**

#### General Fund

The general fund accounts for and reports all financial resources not accounted for and reported in another fund. These general fund's activities include, but are not limited to, general instruction, pupil services, operation and maintenance of facilities, student transportation and administration.

### **OTHER MAJOR FUNDS**

#### ***Bond Retirement Fund***

The bond retirement fund is used to account for and report financial resources that are restricted, committed, or assigned to expenditure for principal and interest.

#### ***Building Fund***

This building fund is used to account for and report financial resources that are restricted, committed, or assigned to expenditure for capital outlays including the acquisition or construction of capital facilities or other capital assets.



**ROCKY RIVER CITY SCHOOL DISTRICT  
CUYAHOGA COUNTY, OHIO**

SCHEDULE OF REVENUES, EXPENDITURES AND CHANGES IN  
FUND BALANCE - BUDGET AND ACTUAL (NON-GAAP BUDGETARY BASIS)  
GENERAL FUND  
FOR THE FISCAL YEAR ENDED JUNE 30, 2012

	Budgeted Amounts		Actual	Variance with Final Budget Positive (Negative)
	Original	Final		
<b>Revenues:</b>				
From local sources:				
Property taxes . . . . .	\$ 24,559,433	\$ 24,659,433	\$ 25,385,956	\$ 726,523
Tuition . . . . .	40,000	40,000	75,128	35,128
Earnings on investments . . . . .	75,000	70,800	52,085	(18,715)
Classroom materials and fees . . . . .	46,000	46,000	55,892	9,892
Rentals . . . . .	114,000	114,000	94,378	(19,622)
Contract services. . . . .	89,500	89,491	90,931	1,440
Other local revenues. . . . .	-	4,216	10,347	6,131
Intergovernmental - intermediate . . . . .	-	38,866	38,866	-
Intergovernmental - State . . . . .	4,870,106	5,085,382	5,113,468	28,086
Intergovernmental - federal . . . . .	1,167,684	1,167,684	1,170,101	2,417
<i>Total revenues.</i> . . . .	<u>30,961,723</u>	<u>31,315,872</u>	<u>32,087,152</u>	<u>771,280</u>
<b>Expenditures:</b>				
Current:				
Instruction-regular:				
Salaries and wages . . . . .	9,903,389	9,762,070	9,761,803	267
Fringe benefits . . . . .	3,877,847	3,747,771	3,742,944	4,827
Purchased services . . . . .	415,114	547,092	546,701	391
Materials and supplies. . . . .	241,999	251,741	234,345	17,396
Capital outlay . . . . .	88,127	291,716	291,533	183
Other . . . . .	59,180	37,084	36,940	144
<i>Total instruction-regular.</i> . . . .	<u>14,585,656</u>	<u>14,637,474</u>	<u>14,614,266</u>	<u>23,208</u>
Instruction-special:				
Salaries and wages . . . . .	2,779,266	2,523,793	2,378,497	145,296
Fringe benefits . . . . .	936,289	781,633	776,524	5,109
Purchased services . . . . .	151,648	289,089	288,167	922
Materials and supplies. . . . .	16,781	12,017	10,096	1,921
Capital outlay . . . . .	6,861	6,365	6,349	16
<i>Total instruction-special . . . . .</i>	<u>3,890,845</u>	<u>3,612,897</u>	<u>3,459,633</u>	<u>153,264</u>
Instruction-vocational:				
Purchased services . . . . .	390,000	549,000	537,264	11,736
<i>Total instruction-vocational . . . . .</i>	<u>390,000</u>	<u>549,000</u>	<u>537,264</u>	<u>11,736</u>
Instruction-other:				
Salaries and wages . . . . .	-	38,000	37,480	520
Fringe benefits . . . . .	-	7,000	6,136	864
<i>Total instruction-other . . . . .</i>	<u>-</u>	<u>45,000</u>	<u>43,616</u>	<u>1,384</u>
Support services-pupil:				
Salaries and wages . . . . .	1,254,233	1,259,233	1,238,476	20,757
Fringe benefits . . . . .	387,041	387,041	348,121	38,920
Purchased services . . . . .	216,431	249,188	242,916	6,272
Materials and supplies. . . . .	34,336	22,858	22,204	654
Capital outlay . . . . .	375	2,059	1,684	375
Other . . . . .	400	795	715	80
<i>Total support services-pupil. . . . .</i>	<u>1,892,816</u>	<u>1,921,174</u>	<u>1,854,116</u>	<u>67,058</u>

-- Continued

**ROCKY RIVER CITY SCHOOL DISTRICT  
CUYAHOGA COUNTY, OHIO**

SCHEDULE OF REVENUES, EXPENDITURES AND CHANGES IN  
FUND BALANCE - BUDGET AND ACTUAL (NON-GAAP BUDGETARY BASIS)  
GENERAL FUND (CONTINUED)  
FOR THE FISCAL YEAR ENDED JUNE 30, 2012

	Budgeted Amounts			Variance with Final Budget Positive (Negative)
	Original	Final	Actual	
<b>Support services-instructional staff:</b>				
Salaries and wages . . . . .	\$ 405,765	\$ 791,231	\$ 790,901	\$ 330
Fringe benefits . . . . .	168,946	377,271	366,735	10,536
Purchased services . . . . .	42,429	66,196	60,631	5,565
Materials and supplies. . . . .	10,306	26,333	24,627	1,706
Capital outlay . . . . .	25,200	9,204	9,104	100
Other . . . . .	35	30	30	-
<b>Total support services-instructional staff . . . . .</b>	<b>652,681</b>	<b>1,270,265</b>	<b>1,252,028</b>	<b>18,237</b>
<b>Support services-board of education:</b>				
Salaries and wages . . . . .	12,500	12,500	12,500	-
Fringe benefits . . . . .	-	2,100	2,042	58
Purchased services . . . . .	8,717	9,976	9,767	209
Materials and supplies. . . . .	275	315	222	93
Other . . . . .	8,240	13,240	12,501	739
<b>Total support services-board of education . . . . .</b>	<b>29,732</b>	<b>38,131</b>	<b>37,032</b>	<b>1,099</b>
<b>Support services-administration:</b>				
Salaries and wages . . . . .	1,431,027	1,361,027	1,360,541	486
Fringe benefits . . . . .	568,822	534,137	526,087	8,050
Purchased services . . . . .	15,871	17,019	10,909	6,110
Materials and supplies. . . . .	4,950	8,340	8,349	2,121
Capital outlay . . . . .	6,025	9,963	7,271	2,692
Other . . . . .	3,465	4,276	4,004	272
<b>Total support services-administration. . . . .</b>	<b>2,030,160</b>	<b>1,934,762</b>	<b>1,915,031</b>	<b>19,731</b>
<b>Support services-fiscal:</b>				
Salaries and wages . . . . .	229,472	246,472	245,483	989
Fringe benefits . . . . .	148,060	102,917	100,168	2,749
Purchased services . . . . .	68,919	68,919	68,326	593
Materials and supplies. . . . .	1,400	1,400	1,303	97
Capital outlay . . . . .	-	5,210	5,011	199
Other . . . . .	459,500	520,500	520,231	269
<b>Total support services-fiscal . . . . .</b>	<b>907,351</b>	<b>945,418</b>	<b>940,522</b>	<b>4,896</b>
<b>Support services-business:</b>				
Salaries and wages . . . . .	129,209	139,209	130,314	8,895
Fringe benefits . . . . .	43,559	43,559	42,961	598
Purchased services . . . . .	283,746	207,487	198,915	8,572
Materials and supplies. . . . .	43,820	41,661	25,845	15,816
Capital outlay . . . . .	5,128	9,058	8,267	791
Other . . . . .	39,700	38,460	38,399	61
<b>Total support services-business . . . . .</b>	<b>545,162</b>	<b>479,434</b>	<b>444,701</b>	<b>34,733</b>

-- Continued

**ROCKY RIVER CITY SCHOOL DISTRICT  
CUYAHOGA COUNTY, OHIO**

SCHEDULE OF REVENUES, EXPENDITURES AND CHANGES IN  
FUND BALANCE - BUDGET AND ACTUAL (NON-GAAP BUDGETARY BASIS)  
GENERAL FUND (CONTINUED)  
FOR THE FISCAL YEAR ENDED JUNE 30, 2012

	Budgeted Amounts			Variance with Final Budget Positive (Negative)
	Original	Final	Actual	
Support services-operations and maintenance:				
Salaries and wages . . . . .	\$ 1,381,811	\$ 1,420,198	\$ 1,417,892	\$ 2,306
Fringe benefits . . . . .	542,720	596,095	595,638	457
Purchased services . . . . .	1,387,817	1,198,774	1,190,829	7,945
Materials and supplies . . . . .	269,356	231,109	221,456	9,653
Capital outlay . . . . .	89,264	69,248	53,367	15,881
Other . . . . .	925	3,544	3,542	2
Total support services-operations and maintenance . . . . .	<u>3,671,893</u>	<u>3,518,968</u>	<u>3,482,724</u>	<u>36,244</u>
Support services-pupil transportation:				
Salaries and wages . . . . .	829,389	829,389	821,406	7,983
Fringe benefits . . . . .	213,260	301,680	301,034	646
Purchased services . . . . .	308,097	408,197	391,722	16,475
Materials and supplies . . . . .	267,195	230,311	204,126	26,185
Capital outlay . . . . .	55,856	31,556	31,011	545
Other . . . . .	225	225	180	45
Total support services-pupil transportation . . . . .	<u>1,674,022</u>	<u>1,801,358</u>	<u>1,749,479</u>	<u>51,879</u>
Support services-central:				
Salaries and wages . . . . .	341,742	366,742	366,719	23
Fringe benefits . . . . .	390,218	153,660	151,194	2,466
Purchased services . . . . .	120,662	151,730	149,809	1,921
Materials and supplies . . . . .	6,910	6,925	4,219	2,706
Capital outlay . . . . .	2,416	23,709	23,705	4
Other . . . . .	1,960	2,070	1,874	196
Total support services-central . . . . .	<u>863,908</u>	<u>704,836</u>	<u>697,520</u>	<u>7,316</u>
Extracurricular activities:				
Salaries and wages . . . . .	680,411	711,411	706,879	4,532
Fringe benefits . . . . .	131,843	151,085	148,749	2,336
Purchased services . . . . .	30,051	34,503	32,135	2,368
Materials and supplies . . . . .	4,300	4,300	3,246	1,054
Capital outlay . . . . .	1,250	842	842	-
Total extracurricular activities . . . . .	<u>847,855</u>	<u>902,141</u>	<u>891,851</u>	<u>10,290</u>
Facilities acquisition and construction				
Purchased services . . . . .	285	285	-	285
Total facilities acquisition and construction . . . . .	<u>285</u>	<u>285</u>	<u>-</u>	<u>285</u>
Debt service:				
Principal retirement . . . . .	40,000	40,000	40,000	-
Total debt service . . . . .	<u>40,000</u>	<u>40,000</u>	<u>40,000</u>	<u>-</u>
Total expenditures . . . . .	<u>32,022,366</u>	<u>32,401,143</u>	<u>31,959,783</u>	<u>441,360</u>

-- Continued

**ROCKY RIVER CITY SCHOOL DISTRICT  
CUYAHOGA COUNTY, OHIO**

SCHEDULE OF REVENUES, EXPENDITURES AND CHANGES IN  
FUND BALANCE - BUDGET AND ACTUAL (NON-GAAP BUDGETARY BASIS)  
GENERAL FUND (CONTINUED)  
FOR THE FISCAL YEAR ENDED JUNE 30, 2012

	Budgeted Amounts		Actual	Variance with Final Budget Positive (Negative)
	Original	Final		
<i>Excess of revenues over (under) expenditures . . .</i>	\$ (1,060,643)	\$ (1,085,271)	\$ 127,369	\$ 1,212,640
<b>Other financing sources (uses):</b>				
Refund of prior year's expenditures . . . . .	35,500	35,500	8,817	(26,683)
Refund of prior year's receipts . . . . .	-	(200)	(155)	45
Sale of capital assets . . . . .	-	-	19,649	19,649
Transfers out . . . . .	(30,000)	(50,000)	(50,000)	-
<i>Total other financing sources (uses) . . . . .</i>	<u>5,500</u>	<u>(14,700)</u>	<u>(21,689)</u>	<u>(6,989)</u>
<i>Net change in fund balance . . . . .</i>	(1,055,143)	(1,099,971)	105,680	1,205,651
<i>Fund balance at beginning of year . . . . .</i>	1,928,250	1,928,250	1,928,250	-
<i>Prior year encumbrances appropriated. . . . .</i>	<u>380,853</u>	<u>380,853</u>	<u>380,853</u>	<u>-</u>
<i>Fund balance at end of year . . . . .</i>	<u>\$ 1,253,960</u>	<u>\$ 1,209,132</u>	<u>\$ 2,414,783</u>	<u>\$ 1,205,651</u>

**ROCKY RIVER CITY SCHOOL DISTRICT  
CUYAHOGA COUNTY, OHIO**

SCHEDULE OF REVENUES, EXPENDITURES AND CHANGES IN  
FUND BALANCE - BUDGET AND ACTUAL (NON-GAAP BUDGETARY BASIS)  
BOND RETIREMENT FUND  
FOR THE FISCAL YEAR ENDED JUNE 30, 2012

	Budgeted Amounts		Actual	Variance with Final Budget Positive (Negative)
	Original	Final		
<b>Revenues:</b>				
From local sources:				
Property taxes . . . . .	\$ 3,672,184	\$ 3,629,142	\$ 3,861,960	\$ 232,818
Intergovernmental - State . . . . .	542,265	542,265	536,437	(5,828)
<i>Total revenues.</i> . . . .	<u>4,214,449</u>	<u>4,171,407</u>	<u>4,398,397</u>	<u>226,990</u>
<b>Expenditures:</b>				
Current:				
Support services-fiscal				
Other . . . . .	70,150	70,150	68,089	2,061
Total support services-fiscal . . . . .	<u>70,150</u>	<u>70,150</u>	<u>68,089</u>	<u>2,061</u>
Debt service:				
Principal retirement. . . . .	2,490,000	2,490,000	2,490,000	-
Interest and fiscal charges . . . . .	2,985,892	2,985,892	2,985,892	-
Total debt service . . . . .	<u>5,475,892</u>	<u>5,475,892</u>	<u>5,475,892</u>	<u>-</u>
<i>Total expenditures</i> . . . . .	<u>5,546,042</u>	<u>5,546,042</u>	<u>5,543,981</u>	<u>2,061</u>
<i>Net change in fund balance.</i> . . . . .	(1,331,593)	(1,374,635)	(1,145,584)	229,051
<i>Fund balance at beginning of year</i> . . . . .	3,236,816	3,236,816	3,236,816	-
<i>Fund balance at end of year.</i> . . . . .	<u>\$ 1,905,223</u>	<u>\$ 1,862,181</u>	<u>\$ 2,091,232</u>	<u>\$ 229,051</u>

**ROCKY RIVER CITY SCHOOL DISTRICT  
CUYAHOGA COUNTY, OHIO**

SCHEDULE OF REVENUES, EXPENDITURES AND CHANGES IN  
FUND BALANCE - BUDGET AND ACTUAL (NON-GAAP BUDGETARY BASIS)  
BUILDING FUND  
FOR THE FISCAL YEAR ENDED JUNE 30, 2012

	Budgeted Amounts		Actual	Variance with Final Budget Positive (Negative)
	Original	Final		
<b>Revenues:</b>				
From local sources:				
Interest . . . . .	\$ 115,000	\$ 115,000	\$ 111,336	\$ (3,664)
Other revenue . . . . .	-	-	114,633	114,633
<i>Total revenues.</i> . . . .	<u>115,000</u>	<u>115,000</u>	<u>225,969</u>	<u>110,969</u>
<b>Expenditures:</b>				
Current:				
Support services-fiscal				
Purchased services . . . . .	14,400	18,125	18,125	-
Total support services-fiscal . . . . .	<u>14,400</u>	<u>18,125</u>	<u>18,125</u>	<u>-</u>
Support services-business				
Salaries and wages . . . . .	62,401	83,061	83,060	1
Fringe benefits . . . . .	20,758	21,162	21,108	54
Total support services-business . . . . .	<u>83,159</u>	<u>104,223</u>	<u>104,168</u>	<u>55</u>
Support services-pupil transportation:				
Capital outlay . . . . .	-	79,900	79,900	-
Total support services-pupil transportation . . . . .	<u>-</u>	<u>79,900</u>	<u>79,900</u>	<u>-</u>
Facilities acquisition and construction:				
Purchased services . . . . .	3,132,162	3,186,043	3,181,857	4,186
Capital outlay . . . . .	25,194,527	32,891,827	32,887,840	3,987
Other . . . . .	484	6,814	6,329	485
Total facilities acquisition and construction. . . . .	<u>28,327,173</u>	<u>36,084,684</u>	<u>36,076,026</u>	<u>8,658</u>
<i>Total expenditures</i> . . . . .	<u>28,424,732</u>	<u>36,286,932</u>	<u>36,278,219</u>	<u>8,713</u>
<i>Excess of revenues (under) expenditures</i> . . . . .	<u>(28,309,732)</u>	<u>(36,171,932)</u>	<u>(36,052,250)</u>	<u>119,682</u>
<b>Other financing sources:</b>				
Proceeds from sale of notes . . . . .	-	79,900	79,900	-
<i>Total other financing sources</i> . . . . .	<u>-</u>	<u>79,900</u>	<u>79,900</u>	<u>-</u>
<i>Net change in fund balance</i> . . . . .	<u>(28,309,732)</u>	<u>(36,092,032)</u>	<u>(35,972,350)</u>	<u>119,682</u>
<i>Fund balance at beginning of year</i> . . . . .	32,444,643	32,444,643	32,444,643	-
<i>Prior year encumbrances appropriated.</i> . . . .	6,327,173	6,327,173	6,327,173	-
<i>Fund balance at end of year.</i> . . . .	<u>\$ 10,462,084</u>	<u>\$ 2,679,784</u>	<u>\$ 2,799,466</u>	<u>\$ 119,682</u>

**ROCKY RIVER CITY SCHOOL DISTRICT  
CUYAHOGA COUNTY, OHIO**

COMBINING BALANCE SHEET  
NONMAJOR GOVERNMENTAL FUNDS  
JUNE 30, 2012

	Nonmajor Special Revenue Funds	Nonmajor Capital Projects Fund	Total Nonmajor Governmental Funds
<b>Assets:</b>			
Equity in pooled cash and cash equivalents . . . . .	\$ 323,593	\$ 48,604	\$ 372,197
Receivables:			
Accounts . . . . .	13,385	-	13,385
Accrued interest . . . . .	406	79	485
Intergovernmental . . . . .	50,016	-	50,016
Materials and supplies inventory . . . . .	2,558	-	2,558
Inventory held for resale . . . . .	7,250	-	7,250
	<u>\$ 397,208</u>	<u>\$ 48,683</u>	<u>\$ 445,891</u>
<b>Liabilities:</b>			
Accounts payable . . . . .	\$ 34,085	\$ -	\$ 34,085
Accrued wages and benefits . . . . .	27,415	-	27,415
Intergovernmental payable . . . . .	2,505	-	2,505
Pension obligation payable . . . . .	12,643	-	12,643
Interfund loan payable . . . . .	24,916	-	24,916
Deferred revenue . . . . .	406	79	485
	<u>101,970</u>	<u>79</u>	<u>102,049</u>
<b>Fund Balances:</b>			
Nonspendable:			
Materials and supplies inventory . . . . .	2,558	-	2,558
Inventory held for resale . . . . .	7,250	-	7,250
Restricted:			
Food service operations . . . . .	53,430	-	53,430
Non-public schools . . . . .	166,320	-	166,320
Targeted academic assistance . . . . .	510	-	510
Other purposes . . . . .	11,473	-	11,473
Extracurricular . . . . .	37,323	-	37,323
Committed			
Capital improvements . . . . .	-	48,604	48,604
Other purposes . . . . .	19,915	-	19,915
Unassigned (deficit) . . . . .	(3,541)	-	(3,541)
	<u>295,238</u>	<u>48,604</u>	<u>343,842</u>
Total fund balances . . . . .	<u>295,238</u>	<u>48,604</u>	<u>343,842</u>
Total liabilities and fund balances . . . . .	<u>\$ 397,208</u>	<u>\$ 48,683</u>	<u>\$ 445,891</u>

**ROCKY RIVER CITY SCHOOL DISTRICT  
CUYAHOGA COUNTY, OHIO**

COMBINING STATEMENT OF REVENUES, EXPENDITURES AND CHANGES IN FUND BALANCES  
NONMAJOR GOVERNMENTAL FUNDS  
FOR THE FISCAL YEAR ENDED JUNE 30, 2012

	Nonmajor Special Revenue Funds	Nonmajor Capital Projects Fund	Total Nonmajor Governmental Funds
<b>Revenues:</b>			
From local sources:			
Earnings on investments . . . . .	\$ 538	\$ -	\$ 538
Charges for services. . . . .	300,500	-	300,500
Extracurricular activities . . . . .	195,479	-	195,479
Rentals . . . . .	-	56,602	56,602
Contributions and donations . . . . .	32,482	-	32,482
Other local revenues . . . . .	77,964	-	77,964
Intergovernmental - State . . . . .	1,341,069	-	1,341,069
Intergovernmental - Federal . . . . .	1,234,709	-	1,234,709
	<hr/>	<hr/>	<hr/>
Total revenue . . . . .	3,182,741	56,602	3,239,343
<b>Expenditures:</b>			
Current:			
Instruction:			
Regular. . . . .	51,661	11,000	62,661
Special . . . . .	634,398	-	634,398
Support services:			
Pupil . . . . .	218,228	-	218,228
Instructional staff. . . . .	138,451	-	138,451
Administration . . . . .	-	173	173
Central . . . . .	593	-	593
Operation of non-instructional services:			
Food service operations . . . . .	433,324	-	433,324
Other non-instructional services . . . . .	1,298,090	-	1,298,090
Extracurricular activities . . . . .	315,201	-	315,201
Debt service:			
Principal retirement . . . . .	-	32,584	32,584
Interest and fiscal charges. . . . .	-	3,405	3,405
	<hr/>	<hr/>	<hr/>
Total expenditures . . . . .	3,089,946	47,162	3,137,108
Excess of revenues over expenditures . . . . .	<hr/> 92,795	<hr/> 9,440	<hr/> 102,235
<b>Other financing sources:</b>			
Transfers in . . . . .	50,000	-	50,000
	<hr/>	<hr/>	<hr/>
Total other financing sources. . . . .	50,000	-	50,000
Net change in fund balances . . . . .	142,795	9,440	152,235
<b>Fund balances</b>			
at beginning of year . . . . .	<hr/> 152,443	<hr/> 39,164	<hr/> 191,607
<b>Fund balances at end of year . . . . .</b>	<hr/> <b>\$ 295,238</b>	<hr/> <b>\$ 48,604</b>	<hr/> <b>\$ 343,842</b>



## ROCKY RIVER CITY SCHOOL DISTRICT

### FUND DESCRIPTIONS - NONMAJOR SPECIAL REVENUE FUNDS

Special revenue funds are established to account for revenues from specific sources which legally, or otherwise, are restricted to expenditures for specific purposes. A description of the District's special revenue funds follows:

#### ***Food Service Fund***

This fund accounts for the financial transactions related to the food service operations of the District.

#### ***Special Trust Fund***

A fund used to account for the proceeds of specific revenue sources, except for state and federal grants that are legally restricted for specified purposes.

#### ***Other Grants Fund***

A fund used to account for the proceeds of specific revenue sources, except for state and federal grants that are legally restricted for specified purposes.

#### ***District Managed Activity Fund***

A fund provided to account for monies for those student activity programs which have student participation in the activity but do not have student management of the programs.

#### ***Auxiliary Services Fund***

A fund provided to account for monies which provide services and materials to pupils attending non-public schools within the School District.

#### ***Education Management Information Systems Fund***

A fund provided to account for hardware and software development, or other costs associated with the management information system.

#### ***Data Communications Fund***

A fund provided to account for money appropriated for Ohio Educational Computer Network Connections.

#### ***Education Jobs Fund***

This fund accounts for federal monies whose purpose is to create education jobs for the 2010-2011 school year. Jobs funded under this program include those that provide educational and related services for early childhood, elementary, and secondary

#### ***Race to the Top***

To account for federal funds received from the Race to the Top grant

#### ***Title VI-B Fund***

A fund provided to account for federal monies used to assist schools in the identification of handicapped children, development of procedural safeguards, implementation of least restrictive alternative service patterns, and provision of full educational opportunities to handicapped children at the preschool, elementary, and secondary levels.

#### ***Title III Fund***

A fund provided to account for federal monies used to assist the School District in meeting the special needs of children of limited English proficiency.

#### ***Title I Fund***

To account for State of Ohio and federal grants that provide financial assistance to meet the special needs of educationally deprived children.

#### ***Preschool Disability Fund***

To account for monies received for the improvement and expansion of services for handicapped children ages three through five years.

#### ***Title II-A Fund***

To account for grant monies used for the hiring of additional teachers.

## **FUND DESCRIPTIONS - NONMAJOR SPECIAL REVENUE FUNDS - (Continued)**

### ***Miscellaneous Federal Grants Fund***

To account for monies received from the federal government which are not classified elsewhere.

The following funds are included in the general fund (GAAP basis), but have separate legally adopted budgets (budget basis). These funds are not included in the combining statements for the nonmajor special revenue funds since they are reported in the general fund (GAAP basis); however, the budgetary schedules for these funds are presented in this section.

### ***Unclaimed Monies Fund***

This fund accounts for the unclaimed monies within the District. These monies must be held for a period of time, after that time period passes, the monies may be returned to the general fund.

### ***Uniform School Supplies Fund***

This fund accounts for the purchase and sale of school supplies for use in the District. Profits derived from such sales are used for school purposes or activities connected with the school.

### ***Beach Building Fund***

This fund accounts for the revenues and expenditures related to the operation of the Beach School facility that is leased to outside educational and service organizations for the benefit of the school community at-large.

### ***Building Rotary Fund***

This fund accounts for curricular and related activities (e.g. field trips) within a school building that are paid for mainly by student fees.

### ***Public School Support Fund***

A fund provided to account for specific local revenue sources (i.e. profits from vending machines, sales of pictures, etc.), that are restricted to expenditures for specified purposes approved by board resolution. Such expenditures may include curricular and extra-curricular related purchases.

THIS PAGE INTENTIONALLY LEFT BLANK

**ROCKY RIVER CITY SCHOOL DISTRICT  
CUYAHOGA COUNTY, OHIO**

COMBINING BALANCE SHEET  
NONMAJOR SPECIAL REVENUE FUNDS  
JUNE 30, 2012

	Food Service	Special Trust	Other Grants	District Managed Activity
<b>Assets:</b>				
Equity in pooled cash and cash equivalents . . . . .	\$ 63,184	\$ 19,915	\$ 11,471	\$ 42,208
Receivables:				
Accounts . . . . .	435	-	-	5,492
Accrued interest . . . . .	103	-	-	-
Intergovernmental . . . . .	-	-	-	-
Materials and supplies inventory . . . . .	2,558	-	-	-
Inventory held for resale . . . . .	7,250	-	-	-
Total assets . . . . .	<u>\$ 73,530</u>	<u>\$ 19,915</u>	<u>\$ 11,471</u>	<u>\$ 47,700</u>
<b>Liabilities:</b>				
Accounts payable . . . . .	\$ -	\$ -	\$ -	\$ 10,325
Accrued wages and benefits . . . . .	3,094	-	-	-
Intergovernmental payable . . . . .	583	-	-	52
Pension obligation payable . . . . .	6,512	-	-	-
Interfund loan payable . . . . .	-	-	-	-
Deferred revenue . . . . .	103	-	-	-
Total liabilities . . . . .	<u>10,292</u>	<u>-</u>	<u>-</u>	<u>10,377</u>
<b>Fund Balances:</b>				
Nonspendable:				
Materials and supplies inventory . . . . .	2,558	-	-	-
Inventory held for resale . . . . .	7,250	-	-	-
Restricted:				
Food service operations . . . . .	53,430	-	-	-
Non-public schools . . . . .	-	-	-	-
Targeted academic assistance . . . . .	-	-	-	-
Other purposes . . . . .	-	-	11,471	-
Extracurricular . . . . .	-	-	-	37,323
Committed				
Other purposes . . . . .	-	19,915	-	-
Unassigned (deficit) . . . . .	-	-	-	-
Total fund balances . . . . .	<u>63,238</u>	<u>19,915</u>	<u>11,471</u>	<u>37,323</u>
Total liabilities and fund balances . . . . .	<u>\$ 73,530</u>	<u>\$ 19,915</u>	<u>\$ 11,471</u>	<u>\$ 47,700</u>

Auxiliary Services	Education Jobs	Race to the Top	Title VI-B	Title III	Title I
\$ 185,802	\$ -	\$ -	\$ -	\$ 2	\$ 1,011
7,458	-	-	-	-	-
303	-	-	-	-	-
-	-	-	50,016	-	-
-	-	-	-	-	-
-	-	-	-	-	-
<u>\$ 193,563</u>	<u>\$ -</u>	<u>\$ -</u>	<u>\$ 50,016</u>	<u>\$ 2</u>	<u>\$ 1,011</u>
\$ 23,497	\$ -	\$ -	\$ 263	\$ -	\$ -
1,474	-	-	22,847	-	-
88	152	20	1,100	-	501
1,881	114	-	4,136	-	-
-	-	-	24,916	-	-
303	-	-	-	-	-
<u>27,243</u>	<u>266</u>	<u>20</u>	<u>53,262</u>	<u>-</u>	<u>501</u>
-	-	-	-	-	-
-	-	-	-	-	-
-	-	-	-	-	-
166,320	-	-	-	-	-
-	-	-	-	-	510
-	-	-	-	2	-
-	-	-	-	-	-
-	-	-	-	-	-
-	(266)	(20)	(3,246)	-	-
<u>166,320</u>	<u>(266)</u>	<u>(20)</u>	<u>(3,246)</u>	<u>2</u>	<u>510</u>
<u>\$ 193,563</u>	<u>\$ -</u>	<u>\$ -</u>	<u>\$ 50,016</u>	<u>\$ 2</u>	<u>\$ 1,011</u>

- - Continued

**ROCKY RIVER CITY SCHOOL DISTRICT  
CUYAHOGA COUNTY, OHIO**

COMBINING BALANCE SHEET  
NONMAJOR SPECIAL REVENUE FUNDS (CONTINUED)  
JUNE 30, 2012

	Preschool Disability	Title II-A	Total Nonmajor Special Revenue Funds
<b>Assets:</b>			
Equity in pooled cash and cash equivalents . . . . .	\$ -	\$ -	\$ 323,593
Receivables:			
Accounts . . . . .	-	-	13,385
Accrued interest . . . . .	-	-	406
Intergovernmental . . . . .	-	-	50,016
Materials and supplies inventory . . . . .	-	-	2,558
Inventory held for resale . . . . .	-	-	7,250
Total assets . . . . .	<u>\$ -</u>	<u>\$ -</u>	<u>\$ 397,208</u>
<b>Liabilities:</b>			
Accounts payable . . . . .	\$ -	\$ -	\$ 34,085
Accrued wages and benefits . . . . .	-	-	27,415
Intergovernmental payable . . . . .	8	1	2,505
Pension obligation payable . . . . .	-	-	12,643
Interfund loan payable . . . . .	-	-	24,916
Deferred revenue . . . . .	-	-	406
Total liabilities . . . . .	<u>8</u>	<u>1</u>	<u>101,970</u>
<b>Fund Balances:</b>			
Nonspendable:			
Materials and supplies inventory . . . . .	-	-	2,558
Inventory held for resale . . . . .	-	-	7,250
Restricted:			
Food service operations . . . . .	-	-	53,430
Non-public schools . . . . .	-	-	166,320
Targeted academic assistance . . . . .	-	-	510
Other purposes . . . . .	-	-	11,473
Extracurricular . . . . .	-	-	37,323
Committed			
Other purposes . . . . .	-	-	19,915
Unassigned (deficit) . . . . .	(8)	(1)	(3,541)
Total fund balances . . . . .	<u>(8)</u>	<u>(1)</u>	<u>295,238</u>
Total liabilities and fund balances . . . . .	<u>\$ -</u>	<u>\$ -</u>	<u>\$ 397,208</u>

THIS PAGE INTENTIONALLY LEFT BLANK

**ROCKY RIVER CITY SCHOOL DISTRICT  
CUYAHOGA COUNTY, OHIO**

COMBINING STATEMENT OF REVENUES, EXPENDITURES AND CHANGES IN FUND BALANCES  
NONMAJOR SPECIAL REVENUE FUNDS  
FOR THE FISCAL YEAR ENDED JUNE 30, 2012

	Food Service	Special Trust	Other Grants	District Managed Activity
<b>Revenues:</b>				
From local sources:				
Earnings on investments . . . . .	\$ 89	\$ -	\$ -	\$ -
Charges for services. . . . .	300,500	-	-	-
Extracurricular activities . . . . .	-	-	-	195,479
Contributions and donations . . . . .	-	3,000	21,000	8,482
Other local revenues . . . . .	-	-	-	77,964
Intergovernmental - State . . . . .	1,452	-	-	-
Intergovernmental - Federal . . . . .	114,809	-	-	-
	<hr/>	<hr/>	<hr/>	<hr/>
Total revenue . . . . .	416,850	3,000	21,000	281,925
<b>Expenditures:</b>				
Current:				
Instruction:				
Regular. . . . .	-	-	18,208	-
Special . . . . .	-	-	-	-
Support services:				
Pupil . . . . .	-	-	198	-
Instructional staff. . . . .	-	-	624	-
Central . . . . .	-	-	-	-
Operation of non-instructional services:				
Food service operations . . . . .	433,324	-	-	-
Other non-instructional services. . . . .	-	-	-	-
Extracurricular activities . . . . .	-	-	940	314,261
	<hr/>	<hr/>	<hr/>	<hr/>
Total expenditures . . . . .	433,324	-	19,970	314,261
Excess of revenues over (under) expenditures . . . . .	(16,474)	3,000	1,030	(32,336)
<b>Other financing sources:</b>				
Transfers in. . . . .	-	-	-	50,000
	<hr/>	<hr/>	<hr/>	<hr/>
Total other financing sources . . . . .	-	-	-	50,000
Net change in fund balances . . . . .	(16,474)	3,000	1,030	17,664
<b>Fund balances (deficit)</b>				
at beginning of year . . . . .	79,712	16,915	10,441	19,659
	<hr/>	<hr/>	<hr/>	<hr/>
<b>Fund balances (deficit) at end of year . . . . .</b>	<b>\$ 63,238</b>	<b>\$ 19,915</b>	<b>\$ 11,471</b>	<b>\$ 37,323</b>
	<hr/> <hr/>	<hr/> <hr/>	<hr/> <hr/>	<hr/> <hr/>



Auxiliary Services	Education Management Information Systems	Data Communications	Education Jobs	Race to the Top	Title VI-B
\$ 449	\$ -	\$ -	\$ -	\$ -	\$ -
-	-	-	-	-	-
-	-	-	-	-	-
-	-	-	-	-	-
1,332,417	-	7,200	-	-	-
-	-	-	60,812	3,150	782,382
<u>1,332,866</u>	<u>-</u>	<u>7,200</u>	<u>60,812</u>	<u>3,150</u>	<u>782,382</u>
-	-	10,200	-	-	-
-	-	-	61,078	-	366,701
-	-	-	-	-	218,030
-	-	-	-	3,170	100,721
-	593	-	-	-	-
-	-	-	-	-	-
1,183,424	-	-	-	-	107,685
-	-	-	-	-	-
<u>1,183,424</u>	<u>593</u>	<u>10,200</u>	<u>61,078</u>	<u>3,170</u>	<u>793,137</u>
<u>149,442</u>	<u>(593)</u>	<u>(3,000)</u>	<u>(266)</u>	<u>(20)</u>	<u>(10,755)</u>
-	-	-	-	-	-
-	-	-	-	-	-
149,442	(593)	(3,000)	(266)	(20)	(10,755)
16,878	593	3,000	-	-	7,509
<u>\$ 166,320</u>	<u>\$ -</u>	<u>\$ -</u>	<u>\$ (266)</u>	<u>\$ (20)</u>	<u>\$ (3,246)</u>

-- Continued

**ROCKY RIVER CITY SCHOOL DISTRICT  
CUYAHOGA COUNTY, OHIO**

COMBINING STATEMENT OF REVENUES, EXPENDITURES AND CHANGES IN FUND BALANCES  
NONMAJOR SPECIAL REVENUE FUNDS (CONTINUED)  
FOR THE FISCAL YEAR ENDED JUNE 30, 2012

	Title III	Title I	Preschool Disability	Title II-A
<b>Revenues:</b>				
From local sources:				
Earnings on investments . . . . .	\$ -	\$ -	\$ -	\$ -
Charges for services . . . . .	-	-	-	-
Extracurricular activities . . . . .	-	-	-	-
Contributions and donations . . . . .	-	-	-	-
Other local revenues . . . . .	-	-	-	-
Intergovernmental - State . . . . .	-	-	-	-
Intergovernmental - Federal . . . . .	16,839	189,271	10,693	55,404
	<u>16,839</u>	<u>189,271</u>	<u>10,693</u>	<u>55,404</u>
Total revenue . . . . .	<u>16,839</u>	<u>189,271</u>	<u>10,693</u>	<u>55,404</u>
<b>Expenditures:</b>				
Current:				
Instruction:				
Regular . . . . .	-	-	-	23,253
Special . . . . .	16,071	179,847	10,701	-
Support services:				
Pupil . . . . .	-	-	-	-
Instructional staff . . . . .	733	635	-	31,429
Central . . . . .	-	-	-	-
Operation of non-instructional services:				
Food service operations . . . . .	-	-	-	-
Other non-instructional services . . . . .	-	6,196	-	575
Extracurricular activities . . . . .	-	-	-	-
	<u>16,804</u>	<u>186,678</u>	<u>10,701</u>	<u>55,257</u>
Total expenditures . . . . .	<u>16,804</u>	<u>186,678</u>	<u>10,701</u>	<u>55,257</u>
Excess of revenues over (under) expenditures . . . . .	<u>35</u>	<u>2,593</u>	<u>(8)</u>	<u>147</u>
<b>Other financing sources:</b>				
Transfers in . . . . .	-	-	-	-
Total other financing sources . . . . .	<u>-</u>	<u>-</u>	<u>-</u>	<u>-</u>
Net change in fund balances . . . . .	35	2,593	(8)	147
<b>Fund balances (deficit) at beginning of year . . . . .</b>	<u>(33)</u>	<u>(2,083)</u>	<u>-</u>	<u>(148)</u>
<b>Fund balances (deficit) at end of year . . . . .</b>	<u>\$ 2</u>	<u>\$ 510</u>	<u>\$ (8)</u>	<u>\$ (1)</u>

Miscellaneous Federal Grants	Total Nonmajor Special Revenue Funds
\$ -	\$ 538
-	300,500
-	195,479
-	32,482
-	77,964
-	1,341,069
1,349	1,234,709
1,349	3,182,741
-	51,661
-	634,398
-	218,228
1,139	138,451
-	593
-	433,324
210	1,298,090
-	315,201
1,349	3,089,946
-	92,795
-	50,000
-	50,000
-	142,795
-	152,443
\$ -	\$ 295,238

**ROCKY RIVER CITY SCHOOL DISTRICT  
CUYAHOGA COUNTY, OHIO**

SCHEDULE OF REVENUES, EXPENDITURES AND CHANGES IN  
FUND BALANCE - BUDGET AND ACTUAL (NON-GAAP BUDGETARY BASIS)  
FOOD SERVICE FUND  
FOR THE FISCAL YEAR ENDED JUNE 30, 2012

	Budgeted Amounts		Actual	Variance with Final Budget Positive (Negative)
	Original	Final		
<b>Revenues:</b>				
From local sources:				
Earnings on investments . . . . .	\$ 250	\$ 250	\$ 165	\$ (85)
Charges for services . . . . .	370,600	320,600	300,065	(20,535)
Intergovernmental - State . . . . .	1,650	1,650	1,452	(198)
Intergovernmental - Federal . . . . .	72,400	72,400	81,503	9,103
<i>Total revenues.</i> . . . .	<u>444,900</u>	<u>394,900</u>	<u>383,185</u>	<u>(11,715)</u>
<b>Expenditures:</b>				
Current:				
Operation of non-instructional services - food service operations:				
Salaries and wages . . . . .	155,651	159,351	159,342	9
Fringe benefits . . . . .	54,110	57,689	57,526	163
Purchased services . . . . .	16,910	16,910	13,846	3,064
Materials and supplies . . . . .	218,249	177,149	169,308	7,841
Capital outlay . . . . .	7,300	11,300	4,864	6,436
Total operation of non-instructional services - food service operations . . . .	<u>452,220</u>	<u>422,399</u>	<u>404,886</u>	<u>17,513</u>
<i>Total expenditures</i> . . . . .	<u>452,220</u>	<u>422,399</u>	<u>404,886</u>	<u>17,513</u>
<i>Net change in fund balance</i> . . . . .	(7,320)	(27,499)	(21,701)	5,798
<i>Fund balance at beginning of year</i> . . . . .	81,610	81,610	81,610	-
<i>Prior year encumbrances appropriated.</i> . . . .	50	50	50	-
<i>Fund balance at end of year.</i> . . . .	<u>\$ 74,340</u>	<u>\$ 54,161</u>	<u>\$ 59,959</u>	<u>\$ 5,798</u>

**ROCKY RIVER CITY SCHOOL DISTRICT  
CUYAHOGA COUNTY, OHIO**

SCHEDULE OF REVENUES, EXPENDITURES AND CHANGES IN  
FUND BALANCE - BUDGET AND ACTUAL (NON-GAAP BUDGETARY BASIS)  
SPECIAL TRUST FUND  
FOR THE FISCAL YEAR ENDED JUNE 30, 2012

	Budgeted Amounts		Actual	Variance with Final Budget Positive (Negative)
	Original	Final		
<b>Revenues:</b>				
Contributions and donations . . . . .	\$ 3,000	\$ 3,000	\$ 3,000	\$ -
<i>Total revenues</i> . . . . .	<u>3,000</u>	<u>3,000</u>	<u>3,000</u>	<u>-</u>
<b>Expenditures:</b>				
Extracurricular activities:				
Materials and supplies . . . . .	19,500	19,700	19,699	1
<i>Total extracurricular activities</i> . . . . .	<u>19,500</u>	<u>19,700</u>	<u>19,699</u>	<u>1</u>
<i>Total expenditures</i> . . . . .	<u>19,500</u>	<u>19,700</u>	<u>19,699</u>	<u>1</u>
<i>Net change in fund balance</i> . . . . .	(16,500)	(16,700)	(16,699)	1
<i>Fund balance at beginning of year</i> . . . . .	<u>16,915</u>	<u>16,915</u>	<u>16,915</u>	<u>-</u>
<i>Fund balance at end of year</i> . . . . .	<u>\$ 415</u>	<u>\$ 215</u>	<u>\$ 216</u>	<u>\$ 1</u>

**ROCKY RIVER CITY SCHOOL DISTRICT  
CUYAHOGA COUNTY, OHIO**

SCHEDULE OF REVENUES, EXPENDITURES AND CHANGES IN  
FUND BALANCE - BUDGET AND ACTUAL (NON-GAAP BUDGETARY BASIS)  
OTHER GRANTS FUND  
FOR THE FISCAL YEAR ENDED JUNE 30, 2012

	Budgeted Amounts		Actual	Variance with Final Budget Positive (Negative)
	Original	Final		
<b>Revenues:</b>				
From local sources:				
Contributions and donations . . . . .	\$ -	\$ 20,689	\$ 21,000	\$ 311
<i>Total revenues.</i> . . . . .	<u>-</u>	<u>20,689</u>	<u>21,000</u>	<u>311</u>
<b>Expenditures:</b>				
Current:				
Instruction-regular:				
Purchased services . . . . .	960	4,260	4,250	10
Materials and supplies. . . . .	1,912	5,063	4,020	1,043
Capital outlay . . . . .	766	11,463	10,238	1,225
<i>Total instruction-regular.</i> . . . . .	<u>3,638</u>	<u>20,786</u>	<u>18,508</u>	<u>2,278</u>
Instruction-special:				
Materials and supplies. . . . .	24	24	-	24
Capital outlay . . . . .	86	86	-	86
<i>Total instruction-special.</i> . . . . .	<u>110</u>	<u>110</u>	<u>-</u>	<u>110</u>
Support services-pupil:				
Purchased services . . . . .	-	198	198	-
Materials and supplies. . . . .	55	55	-	55
Capital outlay . . . . .	50	50	-	50
<i>Total support services-pupil.</i> . . . . .	<u>105</u>	<u>303</u>	<u>198</u>	<u>105</u>
Support services-instructional staff:				
Purchased services . . . . .	-	-	94	(94)
Other . . . . .	-	1,000	530	470
<i>Total support services-instructional staff.</i> . . . . .	<u>-</u>	<u>1,000</u>	<u>624</u>	<u>376</u>
Extracurricular activities:				
Purchased services . . . . .	300	1,210	940	270
Materials and supplies. . . . .	-	410	-	410
Capital outlay . . . . .	-	415	-	415
<i>Total operation of non-instructional activities.</i> . . . . .	<u>300</u>	<u>2,035</u>	<u>940</u>	<u>1,095</u>
<i>Total expenditures</i> . . . . .	<u>4,153</u>	<u>24,234</u>	<u>20,270</u>	<u>3,964</u>
<i>Net change in fund balance.</i> . . . . .	(4,153)	(3,545)	730	4,275
<i>Fund balance at beginning of year.</i> . . . . .	9,019	9,019	9,019	-
<i>Prior year encumbrances appropriated.</i> . . . . .	1,422	1,422	1,422	-
<i>Fund balance at end of year.</i> . . . . .	<u>\$ 6,288</u>	<u>\$ 6,896</u>	<u>\$ 11,171</u>	<u>\$ 4,275</u>

**ROCKY RIVER CITY SCHOOL DISTRICT  
CUYAHOGA COUNTY, OHIO**

SCHEDULE OF REVENUES, EXPENDITURES AND CHANGES IN  
FUND BALANCE - BUDGET AND ACTUAL (NON-GAAP BUDGETARY BASIS)  
DISTRICT MANAGED ACTIVITY FUND  
FOR THE FISCAL YEAR ENDED JUNE 30, 2012

	Budgeted Amounts		Actual	Variance with Final Budget Positive (Negative)
	Original	Final		
<b>Revenues:</b>				
From local sources:				
Extracurricular activities . . . . .	\$ 97,905	\$ 193,071	\$ 195,479	\$ 2,408
Contributions and donations . . . . .	1,200	3,150	8,482	5,332
Other local revenue . . . . .	70,790	71,190	73,298	2,108
<i>Total revenues.</i> . . . .	<u>169,895</u>	<u>267,411</u>	<u>277,259</u>	<u>9,848</u>
<b>Expenditures:</b>				
Current:				
Extracurricular activities:				
Salaries and wages . . . . .	16,005	11,160	11,156	4
Fringe benefits . . . . .	-	2,840	1,568	1,272
Purchased services . . . . .	52,036	119,366	118,922	444
Materials and supplies . . . . .	45,855	120,242	119,375	867
Capital outlay . . . . .	19,950	40,895	39,713	1,182
Other . . . . .	32,750	45,736	44,641	1,095
<i>Total extracurricular activities.</i> . . . .	<u>166,596</u>	<u>340,239</u>	<u>335,375</u>	<u>4,864</u>
<i>Total expenditures</i> . . . . .	<u>166,596</u>	<u>340,239</u>	<u>335,375</u>	<u>4,864</u>
<i>Excess of revenues over ( under) expenditures</i> . . . . .	<u>3,299</u>	<u>(72,828)</u>	<u>(58,116)</u>	<u>14,712</u>
<b>Other financing sources:</b>				
Transfers in . . . . .	-	50,000	50,000	-
<i>Total other financing sources</i> . . . . .	<u>-</u>	<u>50,000</u>	<u>50,000</u>	<u>-</u>
<i>Net change in fund balance</i> . . . . .	3,299	(22,828)	(8,116)	14,712
<i>Fund balance at beginning of year</i> . . . . .	22,851	22,851	22,851	-
<i>Prior year encumbrances appropriated.</i> . . . .	986	986	986	-
<i>Fund balance at end of year.</i> . . . .	<u>\$ 27,136</u>	<u>\$ 1,009</u>	<u>\$ 15,721</u>	<u>\$ 14,712</u>

**ROCKY RIVER CITY SCHOOL DISTRICT  
CUYAHOGA COUNTY, OHIO**

SCHEDULE OF REVENUES, EXPENDITURES AND CHANGES IN  
FUND BALANCE - BUDGET AND ACTUAL (NON-GAAP BUDGETARY BASIS)  
AUXILIARY SERVICES FUND  
FOR THE FISCAL YEAR ENDED JUNE 30, 2012

	Budgeted Amounts		Actual	Variance with Final Budget Positive (Negative)
	Original	Final		
<b>Revenues:</b>				
From local sources:				
Earnings on investments . . . . .	\$ -	\$ 412	\$ 473	\$ 61
Intergovernmental - State. . . . .	595,075	1,332,417	1,332,417	-
<i>Total revenues.</i> . . . .	<u>595,075</u>	<u>1,332,829</u>	<u>1,332,890</u>	<u>61</u>
<b>Expenditures:</b>				
Current:				
Operation of non-instructional services - other non-instructional services:				
Salaries and wages . . . . .	26,843	30,352	27,187	3,165
Fringe benefits . . . . .	8,383	9,003	8,819	184
Purchased services . . . . .	4,356	807,009	806,648	361
Materials and supplies. . . . .	567,029	364,525	244,409	120,116
Capital outlay . . . . .	13,874	147,247	133,257	13,990
Total operation on non-instructional services - other non-instructional services . . . . .	<u>620,485</u>	<u>1,358,136</u>	<u>1,220,320</u>	<u>137,816</u>
<i>Total expenditures</i> . . . . .	<u>620,485</u>	<u>1,358,136</u>	<u>1,220,320</u>	<u>137,816</u>
<i>Excess of revenues over (under) expenditures</i> . . . . .	<u>(25,410)</u>	<u>(25,307)</u>	<u>112,570</u>	<u>137,877</u>
<b>Other financing uses:</b>				
Refund of prior year's receipts . . . . .	-	(212)	(212)	-
<i>Total other financing uses.</i> . . . .	<u>-</u>	<u>(212)</u>	<u>(212)</u>	<u>-</u>
<i>Net change in fund balance</i> . . . . .	(25,410)	(25,519)	112,358	137,877
<i>Fund balance at beginning of year</i> . . . . .	112	112	112	-
<i>Prior year encumbrances appropriated.</i> . . . .	25,409	25,409	25,409	-
<i>Fund balance at end of year.</i> . . . .	<u>\$ 111</u>	<u>\$ 2</u>	<u>\$ 137,879</u>	<u>\$ 137,877</u>



**ROCKY RIVER CITY SCHOOL DISTRICT  
CUYAHOGA COUNTY, OHIO**

SCHEDULE OF REVENUES, EXPENDITURES AND CHANGES IN  
FUND BALANCE - BUDGET AND ACTUAL (NON-GAAP BUDGETARY BASIS)  
EDUCATION MANAGEMENT INFORMATION SYSTEMS FUND  
FOR THE FISCAL YEAR ENDED JUNE 30, 2012

	Budgeted Amounts		Actual	Variance with Final Budget Positive (Negative)
	Original	Final		
<b>Revenues:</b>				
Intergovernmental - State . . . . .	\$ 5,000	\$ -	\$ -	\$ -
<i>Total revenues.</i> . . . .	<u>5,000</u>	<u>-</u>	<u>-</u>	<u>-</u>
<b>Expenditures:</b>				
Current:				
Support services-central:				
Salaries and wages . . . . .	4,200	3,708	3,708	-
Fringe benefits . . . . .	691	573	573	-
<i>Total support services-central</i> . . . . .	<u>4,891</u>	<u>4,281</u>	<u>4,281</u>	<u>-</u>
<i>Total expenditures</i> . . . . .	<u>4,891</u>	<u>4,281</u>	<u>4,281</u>	<u>-</u>
<i>Net change in fund balance</i> . . . . .	109	(4,281)	(4,281)	-
<i>Fund balance at beginning of year</i> . . . . .	<u>4,281</u>	<u>4,281</u>	<u>4,281</u>	<u>-</u>
<i>Fund balance at end of year.</i> . . . .	<u>\$ 4,390</u>	<u>\$ -</u>	<u>\$ -</u>	<u>\$ -</u>

**ROCKY RIVER CITY SCHOOL DISTRICT  
CUYAHOGA COUNTY, OHIO**

SCHEDULE OF REVENUES, EXPENDITURES AND CHANGES IN  
FUND BALANCE - BUDGET AND ACTUAL (NON-GAAP BUDGETARY BASIS)  
DATA COMMUNICATIONS FUND  
FOR THE FISCAL YEAR ENDED JUNE 30, 2012

	Budgeted Amounts		Actual	Variance with Final Budget Positive (Negative)
	Original	Final		
<b>Revenues:</b>				
Intergovernmental - State . . . . .	\$ -	\$ 7,200	\$ 7,200	\$ -
Total revenues. . . . .	<u>-</u>	<u>7,200</u>	<u>7,200</u>	<u>-</u>
<b>Expenditures:</b>				
Current:				
Instruction-regular:				
Materials and supplies. . . . .	-	4,700	4,700	-
Capital outlay . . . . .	1,900	5,500	5,500	-
Total instruction-regular. . . . .	<u>1,900</u>	<u>10,200</u>	<u>10,200</u>	<u>-</u>
Total expenditures . . . . .	<u>1,900</u>	<u>10,200</u>	<u>10,200</u>	<u>-</u>
Net change in fund balance . . . . .	(1,900)	(3,000)	(3,000)	-
Fund balance at beginning of year . . . . .	1,100	1,100	1,100	-
Prior year encumbrances appropriated. . . . .	1,900	1,900	1,900	-
Fund balance at end of year . . . . .	<u>\$ 1,100</u>	<u>\$ -</u>	<u>\$ -</u>	<u>\$ -</u>

**ROCKY RIVER CITY SCHOOL DISTRICT  
CUYAHOGA COUNTY, OHIO**

SCHEDULE OF REVENUES, EXPENDITURES AND CHANGES IN  
FUND BALANCE - BUDGET AND ACTUAL (NON-GAAP BUDGETARY BASIS)  
EDUCATION JOBS FUND  
FOR THE FISCAL YEAR ENDED JUNE 30, 2012

	Budgeted Amounts		Actual	Variance with Final Budget Positive (Negative)
	Original	Final		
<b>Revenues:</b>				
Intergovernmental-federal . . . . .	\$ 59,222	\$ 60,812	\$ 60,812	\$ -
<i>Total revenues.</i> . . . .	<u>59,222</u>	<u>60,812</u>	<u>60,812</u>	<u>-</u>
<b>Expenditures:</b>				
Current:				
Instruction-special				
Salaries and wages . . . . .	59,222	52,433	52,256	177
Fringe benefits . . . . .	-	8,379	8,556	(177)
Total instruction-special . . . . .	<u>59,222</u>	<u>60,812</u>	<u>60,812</u>	<u>-</u>
<i>Total expenditures</i> . . . . .	<u>59,222</u>	<u>60,812</u>	<u>60,812</u>	<u>-</u>
<i>Net change in fund balance</i> . . . . .	-	-	-	-
<i>Fund balance at beginning of year</i> . . . . .	-	-	-	-
<i>Fund balance at end of year.</i> . . . .	<u>\$ -</u>	<u>\$ -</u>	<u>\$ -</u>	<u>\$ -</u>

**ROCKY RIVER CITY SCHOOL DISTRICT  
CUYAHOGA COUNTY, OHIO**

SCHEDULE OF REVENUES, EXPENDITURES AND CHANGES IN  
FUND BALANCE - BUDGET AND ACTUAL (NON-GAAP BUDGETARY BASIS)  
RACE TO THE TOP FUND  
FOR THE FISCAL YEAR ENDED JUNE 30, 2012

	Budgeted Amounts		Actual	Variance with Final Budget Positive (Negative)
	Original	Final		
<b>Revenues:</b>				
Intergovernmental-federal . . . . .	\$ -	\$ 3,150	\$ 3,150	\$ -
<i>Total revenues.</i> . . . . .	<u>-</u>	<u>3,150</u>	<u>3,150</u>	<u>-</u>
<b>Expenditures:</b>				
Current:				
Support services-instructional staff				
Salaries and wages . . . . .	-	3,150	3,150	-
Total support services-instructional staff . . . . .	<u>-</u>	<u>3,150</u>	<u>3,150</u>	<u>-</u>
<i>Total expenditures</i> . . . . .	<u>-</u>	<u>3,150</u>	<u>3,150</u>	<u>-</u>
<i>Net change in fund balance</i> . . . . .	-	-	-	-
<i>Fund balance at beginning of year</i> . . . . .	-	-	-	-
<i>Fund balance at end of year.</i> . . . . .	<u>\$ -</u>	<u>\$ -</u>	<u>\$ -</u>	<u>\$ -</u>

**ROCKY RIVER CITY SCHOOL DISTRICT  
CUYAHOGA COUNTY, OHIO**

SCHEDULE OF REVENUES, EXPENDITURES AND CHANGES IN  
FUND BALANCE - BUDGET AND ACTUAL (NON-GAAP BUDGETARY BASIS)  
TITLE VI-B FUND  
FOR THE FISCAL YEAR ENDED JUNE 30, 2012

	Budgeted Amounts		Actual	Variance with Final Budget Positive (Negative)
	Original	Final		
<b>Revenues:</b>				
Intergovernmental - Federal . . . . .	\$ 858,813	\$ 901,039	\$ 819,541	\$ (81,498)
<i>Total revenues.</i> . . . .	<u>858,813</u>	<u>901,039</u>	<u>819,541</u>	<u>(81,498)</u>
<b>Expenditures:</b>				
Current:				
Instruction-special:				
Salaries and wages . . . . .	77,491	29,390	29,390	-
Fringe benefits . . . . .	26,658	5,078	5,478	(400)
Purchased services . . . . .	45,865	376,028	371,535	4,493
Materials and supplies . . . . .	498,697	-	-	-
Capital outlay . . . . .	235	2,016	2,016	-
<i>Total instruction-special.</i> . . . .	<u>648,946</u>	<u>412,512</u>	<u>408,419</u>	<u>4,093</u>
Support services-pupil:				
Salaries and wages . . . . .	58,547	134,614	116,448	18,166
Fringe benefits . . . . .	19,585	41,982	36,519	5,463
Purchased services . . . . .	6,721	41,627	40,881	746
Capital outlay . . . . .	-	3,843	3,843	-
<i>Total support services-pupil.</i> . . . .	<u>84,853</u>	<u>222,066</u>	<u>197,691</u>	<u>24,375</u>
Support services-instructional staff:				
Salaries and wages . . . . .	-	58,594	56,733	1,861
Fringe benefits . . . . .	-	61,886	47,880	14,006
<i>Total support services-instructional     staff.</i> . . . .	<u>-</u>	<u>120,480</u>	<u>104,613</u>	<u>15,867</u>
Operation of non-instructional services - other non-instructional services:				
Purchased services . . . . .	-	110,872	106,610	4,262
Materials and supplies . . . . .	-	700	660	40
Capital outlay . . . . .	-	500	414	86
<i>Total operation of non-instructional services -     other non-instructional services.</i> . . . .	<u>-</u>	<u>112,072</u>	<u>107,684</u>	<u>4,388</u>
<i>Total expenditures.</i> . . . .	<u>733,799</u>	<u>867,130</u>	<u>818,407</u>	<u>48,723</u>
<i>Net change in fund balance.</i> . . . .	125,014	33,909	1,134	(32,775)
<i>Fund (deficit) at beginning of year.</i> . . . .	(66,730)	(66,730)	(66,730)	-
<i>Prior year encumbrances appropriated.</i> . . . .	32,821	32,821	32,821	-
<i>Fund (deficit) at end of year.</i> . . . .	<u>\$ 91,105</u>	<u>\$ -</u>	<u>\$ (32,775)</u>	<u>\$ (32,775)</u>

**ROCKY RIVER CITY SCHOOL DISTRICT  
CUYAHOGA COUNTY, OHIO**

SCHEDULE OF REVENUES, EXPENDITURES AND CHANGES IN  
FUND BALANCE - BUDGET AND ACTUAL (NON-GAAP BUDGETARY BASIS)  
TITLE III FUND  
FOR THE FISCAL YEAR ENDED JUNE 30, 2012

	Budgeted Amounts		Actual	Variance with Final Budget Positive (Negative)
	Original	Final		
<b>Revenues:</b>				
Intergovernmental - Federal . . . . .	\$ 10,901	\$ 18,840	\$ 17,103	\$ (1,737)
<i>Total revenues.</i> . . . .	<u>10,901</u>	<u>18,840</u>	<u>17,103</u>	<u>(1,737)</u>
<b>Expenditures:</b>				
Current:				
Instruction-special				
Salaries and wages . . . . .	10,260	-	-	-
Purchased services . . . . .	-	14,509	14,396	113
Supplies . . . . .	-	2,067	1,708	359
<i>Total instruction-special.</i> . . . .	<u>10,260</u>	<u>16,576</u>	<u>16,104</u>	<u>472</u>
Support services-instructional staff:				
Purchased services . . . . .	-	2,000	733	1,267
<i>Total support services-instructional</i> <i>staff.</i> . . . .	<u>-</u>	<u>2,000</u>	<u>733</u>	<u>1,267</u>
<i>Total expenditures.</i> . . . .	<u>10,260</u>	<u>18,576</u>	<u>16,837</u>	<u>1,739</u>
<i>Net change in fund balance.</i> . . . .	641	264	266	2
<i>Fund (deficit) at beginning of year.</i> . . . .	(264)	(264)	(264)	-
<i>Fund balance at end of year.</i> . . . .	<u>\$ 377</u>	<u>\$ -</u>	<u>\$ 2</u>	<u>\$ 2</u>

**ROCKY RIVER CITY SCHOOL DISTRICT  
CUYAHOGA COUNTY, OHIO**

SCHEDULE OF REVENUES, EXPENDITURES AND CHANGES IN  
FUND BALANCE - BUDGET AND ACTUAL (NON-GAAP BUDGETARY BASIS)  
TITLE I FUND  
FOR THE FISCAL YEAR ENDED JUNE 30, 2012

	Budgeted Amounts			Variance with Final Budget Positive (Negative)
	Original	Final	Actual	
<b>Revenues:</b>				
Intergovernmental - Federal . . . . .	\$ 192,570	\$ 189,271	\$ 189,271	\$ -
<i>Total revenues.</i> . . . .	<u>192,570</u>	<u>189,271</u>	<u>189,271</u>	<u>-</u>
<b>Expenditures:</b>				
Current:				
Instruction-special:				
Salaries and wages . . . . .	96,708	147,218	146,422	796
Fringe benefits . . . . .	14,941	35,835	36,631	(796)
Materials and supplies . . . . .	80,921	-	-	-
<i>Total instruction-special</i> . . . . .	<u>192,570</u>	<u>183,053</u>	<u>183,053</u>	<u>-</u>
Support services-instructional staff:				
Purchased services . . . . .	-	635	635	-
<i>Total support services-instructional staff</i> . . . . .	<u>-</u>	<u>635</u>	<u>635</u>	<u>-</u>
Support services-administration				
Salaries and wages . . . . .	-	160	160	-
Fringe benefits . . . . .	-	25	25	-
<i>Total support services-administration.</i> . . . .	<u>-</u>	<u>185</u>	<u>185</u>	<u>-</u>
Operation of non-instructional services - other non-instructional services:				
Purchased services . . . . .	-	6,364	5,353	1,011
Materials and supplies . . . . .	-	844	844	-
<i>Total operation of non-instructional services - other non-instructional services</i> . . . . .	<u>-</u>	<u>7,208</u>	<u>6,197</u>	<u>1,011</u>
<i>Total expenditures</i> . . . . .	<u>192,570</u>	<u>191,081</u>	<u>190,070</u>	<u>1,011</u>
<i>Net change in fund balance</i> . . . . .	-	(1,810)	(799)	1,011
<i>Fund balance at beginning of year</i> . . . . .	<u>1,810</u>	<u>1,810</u>	<u>1,810</u>	<u>-</u>
<i>Fund balance at end of year.</i> . . . .	<u>\$ 1,810</u>	<u>\$ -</u>	<u>\$ 1,011</u>	<u>\$ 1,011</u>

**ROCKY RIVER CITY SCHOOL DISTRICT  
CUYAHOGA COUNTY, OHIO**

SCHEDULE OF REVENUES, EXPENDITURES AND CHANGES IN  
FUND BALANCE - BUDGET AND ACTUAL (NON-GAAP BUDGETARY BASIS)  
PRESCHOOL DISABILITY FUND  
FOR THE FISCAL YEAR ENDED JUNE 30, 2012

	Budgeted Amounts		Actual	Variance with Final Budget Positive (Negative)
	Original	Final		
<b>Revenues:</b>				
Intergovernmental - Federal . . . . .	\$ 10,693	\$ 10,693	\$ 10,693	\$ -
<i>Total revenues.</i> . . . .	<u>10,693</u>	<u>10,693</u>	<u>10,693</u>	<u>-</u>
<b>Expenditures:</b>				
Current:				
Instruction-special:				
Salaries and wages . . . . .	8,740	8,740	8,740	-
Fringe benefits . . . . .	<u>1,953</u>	<u>1,953</u>	<u>1,953</u>	<u>-</u>
<i>Total instruction-special.</i> . . . .	<u>10,693</u>	<u>10,693</u>	<u>10,693</u>	<u>-</u>
<i>Total expenditures</i> . . . . .	<u>10,693</u>	<u>10,693</u>	<u>10,693</u>	<u>-</u>
<i>Net change in fund balance.</i> . . . .	-	-	-	-
<i>Fund balance at beginning of year.</i> . . . .	-	-	-	-
<i>Fund balance at end of year.</i> . . . .	<u>\$ -</u>	<u>\$ -</u>	<u>\$ -</u>	<u>\$ -</u>



**ROCKY RIVER CITY SCHOOL DISTRICT  
CUYAHOGA COUNTY, OHIO**

SCHEDULE OF REVENUES, EXPENDITURES AND CHANGES IN  
FUND BALANCE - BUDGET AND ACTUAL (NON-GAAP BUDGETARY BASIS)  
TITLE II-A FUND  
FOR THE FISCAL YEAR ENDED JUNE 30, 2012

	Budgeted Amounts		Actual	Variance with Final Budget Positive (Negative)
	Original	Final		
<b>Revenues:</b>				
Intergovernmental - Federal . . . . .	\$ 55,257	\$ 55,404	\$ 55,404	\$ -
<i>Total revenues.</i> . . . .	<u>55,257</u>	<u>55,404</u>	<u>55,404</u>	<u>-</u>
<b>Expenditures:</b>				
Current:				
Instruction-regular:				
Salaries and wages . . . . .	28,064	20,000	20,000	-
Fringe benefits . . . . .	-	3,400	3,400	-
<i>Total instruction-regular.</i> . . . .	<u>28,064</u>	<u>23,400</u>	<u>23,400</u>	<u>-</u>
Support services-instructional staff:				
Purchased services . . . . .	27,193	31,429	31,429	-
<i>Total support services-instructional staff.</i> . . . .	<u>27,193</u>	<u>31,429</u>	<u>31,429</u>	<u>-</u>
Operation of non-instructional services - other non-instructional services:				
Purchased services . . . . .	-	575	575	-
<i>Total operation of non-instructional services - other non-instructional services.</i> . . . .	<u>-</u>	<u>575</u>	<u>575</u>	<u>-</u>
<i>Total expenditures</i> . . . . .	<u>55,257</u>	<u>55,404</u>	<u>55,404</u>	<u>-</u>
<i>Net change in fund balance.</i> . . . .	-	-	-	-
<i>Fund balance at beginning of year</i> . . . . .	-	-	-	-
<i>Fund balance at end of year.</i> . . . .	<u>\$ -</u>	<u>\$ -</u>	<u>\$ -</u>	<u>\$ -</u>

**ROCKY RIVER CITY SCHOOL DISTRICT  
CUYAHOGA COUNTY, OHIO**

SCHEDULE OF REVENUES, EXPENDITURES AND CHANGES IN  
FUND BALANCE - BUDGET AND ACTUAL (NON-GAAP BUDGETARY BASIS)  
MISCELLANEOUS FEDERAL GRANTS FUND  
FOR THE FISCAL YEAR ENDED JUNE 30, 2012

	Budgeted Amounts		Actual	Variance with Final Budget Positive (Negative)
	Original	Final		
<b>Revenues:</b>				
Intergovernmental - Federal . . . . .	\$ -	\$ 1,349	\$ 1,349	\$ -
<i>Total revenues.</i> . . . .	<u>-</u>	<u>1,349</u>	<u>1,349</u>	<u>-</u>
<b>Expenditures:</b>				
Current:				
Support services-instructional staff:				
Purchased services . . . . .	-	1,139	1,139	-
Total support services-instructional staff . . . . .	<u>-</u>	<u>1,139</u>	<u>1,139</u>	<u>-</u>
Operation of non-instructional services - other non-instructional services:				
Capital outlay . . . . .	-	210	210	-
Total operation of non-instructional services - other non-instructional services . . . . .	<u>-</u>	<u>210</u>	<u>210</u>	<u>-</u>
<i>Total expenditures</i> . . . . .	<u>-</u>	<u>1,349</u>	<u>1,349</u>	<u>-</u>
<i>Net change in fund balance.</i> . . . .	-	-	-	-
<i>Fund balance at beginning of year</i> . . . . .	-	-	-	-
<i>Fund balance at end of year.</i> . . . .	<u>\$ -</u>	<u>\$ -</u>	<u>\$ -</u>	<u>\$ -</u>

**ROCKY RIVER CITY SCHOOL DISTRICT  
CUYAHOGA COUNTY, OHIO**

SCHEDULE OF REVENUES, EXPENDITURES AND CHANGES IN  
FUND BALANCE - BUDGET AND ACTUAL (NON-GAAP BUDGETARY BASIS)  
UNCLAIMED MONIES FUND  
FOR THE FISCAL YEAR ENDED JUNE 30, 2012

	Budgeted Amounts		Actual	Variance with Final Budget Positive (Negative)
	Original	Final		
<b>Revenues:</b>				
Other local revenues . . . . .	\$ 1,000	\$ 1,000	\$ -	\$ (1,000)
<i>Total revenues . . . . .</i>	<u>1,000</u>	<u>1,000</u>	<u>-</u>	<u>(1,000)</u>
<b>Other financing sources:</b>				
Refund of prior year's (receipts) . . . . .	(500)	(500)	-	500
<i>Total other financing sources . . . . .</i>	<u>(500)</u>	<u>(500)</u>	<u>-</u>	<u>500</u>
<i>Net change in fund balance . . . . .</i>	500	500	-	(500)
<i>Fund balance at beginning of year . . . . .</i>	<u>\$ 12,327</u>	<u>\$ 12,327</u>	<u>\$ 12,327</u>	<u>\$ -</u>
<i>Fund balance at end of year . . . . .</i>	<u>\$ 12,827</u>	<u>\$ 12,827</u>	<u>\$ 12,327</u>	<u>\$ (500)</u>

**ROCKY RIVER CITY SCHOOL DISTRICT  
CUYAHOGA COUNTY, OHIO**

SCHEDULE OF REVENUES, EXPENDITURES AND CHANGES IN  
FUND BALANCE - BUDGET AND ACTUAL (NON-GAAP BUDGETARY BASIS)  
UNIFORM SCHOOL SUPPLIES FUND  
FOR THE FISCAL YEAR ENDED JUNE 30, 2012

	Budgeted Amounts		Actual	Variance with Final Budget Positive (Negative)
	Original	Final		
<b>Revenues:</b>				
From local sources:				
Classroom materials and fees . . . . .	\$ 26,350	\$ 26,350	\$ 26,738	\$ 388
<i>Total revenues.</i> . . . . .	<u>26,350</u>	<u>26,350</u>	<u>26,738</u>	<u>388</u>
<b>Expenditures:</b>				
Current:				
Operation of non-instructional services - other non-instructional services:				
Materials and supplies. . . . .	7,500	27,500	26,542	958
Total operation of non-instructional services - other non-instructional services . . . . .	<u>7,500</u>	<u>27,500</u>	<u>26,542</u>	<u>958</u>
<i>Total expenditures</i> . . . . .	<u>7,500</u>	<u>27,500</u>	<u>26,542</u>	<u>958</u>
Excess of revenues over (under) expenditures . . . . .	18,850	(1,150)	196	1,346
<b>Other financing sources (uses):</b>				
Transfers (out). . . . .	(18,000)	-	-	-
Total other financing sources (uses) . . . . .	<u>(18,000)</u>	<u>-</u>	<u>-</u>	<u>-</u>
<i>Net change in fund balance</i> . . . . .	850	(1,150)	196	1,346
<i>Fund balance at beginning of year</i> . . . . .	<u>22,881</u>	<u>22,881</u>	<u>22,881</u>	<u>-</u>
<i>Fund balance at end of year.</i> . . . . .	<u>\$ 23,731</u>	<u>\$ 21,731</u>	<u>\$ 23,077</u>	<u>\$ 1,346</u>

**ROCKY RIVER CITY SCHOOL DISTRICT  
CUYAHOGA COUNTY, OHIO**

SCHEDULE OF REVENUES, EXPENDITURES AND CHANGES IN  
FUND BALANCE - BUDGET AND ACTUAL (NON-GAAP BUDGETARY BASIS)  
BEACH BUILDING FUND  
FOR THE FISCAL YEAR ENDED JUNE 30, 2012

	Budgeted Amounts		Actual	Variance with Final Budget Positive (Negative)
	Original	Final		
<b>Expenditures:</b>				
Current:				
Support services-operations and maintenance:				
Purchased services . . . . .	\$ 379	\$ 379	\$ -	\$ 379
Total support services-operations and maintenance . . . . .	379	379	-	379
<i>Total expenditures . . . . .</i>	<u>379</u>	<u>379</u>	<u>-</u>	<u>379</u>
<i>Net change in fund balance . . . . .</i>	(379)	(379)	-	379
<i>Fund balance at beginning of year . . . . .</i>	-	-	-	-
<i>Prior year encumbrances appropriated. . . . .</i>	<u>379</u>	<u>379</u>	<u>379</u>	<u>-</u>
<i>Fund balance at end of year. . . . .</i>	<u>\$ -</u>	<u>\$ -</u>	<u>\$ 379</u>	<u>\$ 379</u>

**ROCKY RIVER CITY SCHOOL DISTRICT**  
**CUYAHOGA COUNTY, OHIO**  
SCHEDULE OF REVENUES, EXPENDITURES AND CHANGES IN  
FUND BALANCE - BUDGET AND ACTUAL (NON-GAAP BUDGETARY BASIS)  
BUILDING ROTARY FUND  
FOR THE FISCAL YEAR ENDED JUNE 30, 2012

	Budgeted Amounts		Actual	Variance with Final Budget Positive (Negative)
	Original	Final		
<b>Revenues:</b>				
From local sources:				
Tuition . . . . .	\$ -	\$ -	\$ 990	\$ 990
Transportation . . . . .	6,500	6,500	9,088	2,588
Extracurricular activities . . . . .	-	5,000	4,500	(500)
Classroom materials and fees . . . . .	179,050	179,050	165,046	(14,004)
Contributions and donations . . . . .	2,000	2,000	-	(2,000)
Contract services . . . . .	-	-	7,425	7,425
Other local revenues . . . . .	<u>12,350</u>	<u>12,350</u>	<u>57,156</u>	<u>44,806</u>
<i>Total revenues . . . . .</i>	<u>199,900</u>	<u>204,900</u>	<u>244,205</u>	<u>39,305</u>
<b>Expenditures:</b>				
Current:				
Instruction-regular:				
Salaries and wages . . . . .	-	469	469	-
Fringe benefits . . . . .	-	95	66	29
Purchased services . . . . .	1,300	1,170	689	481
Materials and supplies . . . . .	118,711	130,391	106,366	24,025
Capital outlay . . . . .	14,200	7,000	7,000	-
Other . . . . .	<u>1,093</u>	<u>2,393</u>	<u>2,151</u>	<u>242</u>
<i>Total instruction-regular . . . . .</i>	<u>135,304</u>	<u>141,518</u>	<u>116,741</u>	<u>24,777</u>
Instruction-special:				
Purchased services . . . . .	-	250	239	11
Materials and supplies . . . . .	-	100	69	31
<i>Total instruction-special . . . . .</i>	<u>-</u>	<u>350</u>	<u>308</u>	<u>42</u>
Support services-pupil:				
Purchased services . . . . .	37,550	48,745	48,338	407
Materials and supplies . . . . .	17,400	7,871	7,871	-
Capital outlay . . . . .	1,500	1,500	-	1,500
Other . . . . .	<u>1,400</u>	<u>38,860</u>	<u>38,860</u>	<u>-</u>
<i>Total support services-pupil . . . . .</i>	<u>57,850</u>	<u>96,976</u>	<u>95,069</u>	<u>1,907</u>
Support services-instructional staff:				
Purchased services . . . . .	-	7,810	7,810	-
<i>Total support services-instructional staff . . . . .</i>	<u>-</u>	<u>7,810</u>	<u>7,810</u>	<u>-</u>
Support services-central:				
Other . . . . .	<u>2,964</u>	<u>6,650</u>	<u>5,784</u>	<u>866</u>
<i>Total support services-central . . . . .</i>	<u>2,964</u>	<u>6,650</u>	<u>5,784</u>	<u>866</u>
Extracurricular activities:				
Purchased services . . . . .	500	700	-	700
Capital outlay . . . . .	<u>13,200</u>	<u>-</u>	<u>-</u>	<u>-</u>
<i>Total extracurricular activities . . . . .</i>	<u>13,700</u>	<u>700</u>	<u>-</u>	<u>700</u>
<i>Total expenditures . . . . .</i>	<u>209,818</u>	<u>254,004</u>	<u>225,712</u>	<u>28,292</u>
<i>Excess of revenues over (under) expenditures . . . . .</i>	<u>(9,918)</u>	<u>(49,104)</u>	<u>18,493</u>	<u>67,597</u>
<b>Other financing sources:</b>				
Sale of capital assets . . . . .	<u>2,750</u>	<u>2,750</u>	<u>1,479</u>	<u>(1,271)</u>
<i>Total other financing sources (uses) . . . . .</i>	<u>2,750</u>	<u>2,750</u>	<u>1,479</u>	<u>(1,271)</u>
<i>Net change in fund balance . . . . .</i>	<u>(7,168)</u>	<u>(46,354)</u>	<u>19,972</u>	<u>66,326</u>
<i>Fund balance at beginning of year . . . . .</i>	<u>119,515</u>	<u>119,515</u>	<u>119,515</u>	<u>-</u>
<i>Prior year encumbrances appropriated . . . . .</i>	<u>5,018</u>	<u>5,018</u>	<u>5,018</u>	<u>-</u>
<i>Fund balance at end of year . . . . .</i>	<u>\$ 117,365</u>	<u>\$ 78,179</u>	<u>\$ 144,505</u>	<u>\$ 66,326</u>

**ROCKY RIVER CITY SCHOOL DISTRICT  
CUYAHOGA COUNTY, OHIO**

SCHEDULE OF REVENUES, EXPENDITURES AND CHANGES IN  
FUND BALANCE - BUDGET AND ACTUAL (NON-GAAP BUDGETARY BASIS)  
PUBLIC SCHOOL SUPPORT FUND  
FOR THE FISCAL YEAR ENDED JUNE 30, 2012

	Budgeted Amounts		Actual	Variance with Final Budget Positive (Negative)
	Original	Final		
<b>Revenues:</b>				
From local sources:				
Tuition . . . . .	\$ 7,000	\$ 7,000	\$ 9,475	\$ 2,475
Contributions and donations . . . . .	36,000	40,000	38,440	(1,560)
Other local revenues . . . . .	32,000	32,000	30,238	(1,762)
<i>Total revenues.</i> . . . .	<u>75,000</u>	<u>79,000</u>	<u>78,153</u>	<u>(847)</u>
<b>Expenditures:</b>				
Current:				
Instruction-regular:				
Purchased services . . . . .	425	25	-	25
Materials and supplies . . . . .	-	300	251	49
Capital outlay . . . . .	5,750	4,806	2,313	2,493
<i>Total instruction-regular.</i> . . . .	<u>6,175</u>	<u>5,131</u>	<u>2,564</u>	<u>2,567</u>
Instruction-special:				
Materials and supplies . . . . .	1,500	1,500	594	906
Capital outlay . . . . .	400	400	77	323
<i>Total instruction-special . . . . .</i>	<u>1,900</u>	<u>1,900</u>	<u>671</u>	<u>1,229</u>
Support services-pupil:				
Purchased services . . . . .	20,656	23,856	18,565	5,291
Materials and supplies . . . . .	38,000	45,600	29,010	16,590
Capital outlay . . . . .	8,450	7,301	4,478	2,823
Other . . . . .	20,250	25,550	10,200	15,350
<i>Total support services-pupil.</i> . . . .	<u>87,356</u>	<u>102,307</u>	<u>62,253</u>	<u>40,054</u>
Support services-instructional staff:				
Purchased services . . . . .	-	302	302	-
<i>Total support services-instructional staff . . . . .</i>	<u>-</u>	<u>302</u>	<u>302</u>	<u>-</u>
Support services-pupil transportation				
Purchased services . . . . .	1,000	1,000	-	1,000
<i>Total support services-pupil transportation . . . . .</i>	<u>1,000</u>	<u>1,000</u>	<u>-</u>	<u>1,000</u>
<i>Total expenditures . . . . .</i>	<u>96,431</u>	<u>110,640</u>	<u>65,790</u>	<u>44,850</u>
<i>Net change in fund balance . . . . .</i>	(21,431)	(31,640)	12,363	44,003
<i>Fund balance at beginning of year . . . . .</i>	78,518	78,518	78,518	-
<i>Prior year encumbrances appropriated . . . . .</i>	2,356	2,356	2,356	-
<i>Fund balance at end of year . . . . .</i>	<u>\$ 59,443</u>	<u>\$ 49,234</u>	<u>\$ 93,237</u>	<u>\$ 44,003</u>

**ROCKY RIVER CITY SCHOOL DISTRICT**

**FUND DESCRIPTION - NONMAJOR CAPITAL PROJECTS FUND**

The capital projects fund accounts for financial resources to be used for the construction or acquisition of major capital facilities (other than those financed by proprietary funds and trust funds). A description of the District's nonmajor capital project fund follows:

***Permanent Improvement Fund***

A fund provided to account for all transactions related to the acquiring, construction, or improving of such permanent improvements.



**ROCKY RIVER CITY SCHOOL DISTRICT  
CUYAHOGA COUNTY, OHIO**

SCHEDULE OF REVENUES, EXPENDITURES AND CHANGES IN  
FUND BALANCE - BUDGET AND ACTUAL (NON-GAAP BUDGETARY BASIS)  
PERMANENT IMPROVEMENTS FUND  
FOR THE FISCAL YEAR ENDED JUNE 30, 2012

	Budgeted Amounts		Actual	Variance with Final Budget Positive (Negative)
	Original	Final		
<b>Revenues:</b>				
From local sources:				
Earnings on investments . . . . .	\$ 50	\$ 50	\$ 5	\$ (45)
Rentals . . . . .	<u>163,235</u>	<u>163,235</u>	<u>163,235</u>	<u>-</u>
<i>Total revenues.</i> . . . .	<u>163,285</u>	<u>163,285</u>	<u>163,240</u>	<u>(45)</u>
<b>Expenditures:</b>				
Current:				
Instruction-regular				
Purchased services . . . . .	62,995	62,995	44,989	18,006
Capital outlay . . . . .	<u>5,000</u>	<u>7,000</u>	<u>2,000</u>	<u>5,000</u>
Total instruction-regular. . . . .	<u>67,995</u>	<u>69,995</u>	<u>46,989</u>	<u>23,006</u>
Support services-administration				
Capital outlay . . . . .	190	190	154	36
Total support services-administration. . . . .	<u>190</u>	<u>190</u>	<u>154</u>	<u>36</u>
Support services-operations and maintenance:				
Capital outlay . . . . .	5,000	5,000	-	5,000
Total support services-operations and maintenance. . . . .	<u>5,000</u>	<u>5,000</u>	<u>-</u>	<u>5,000</u>
Support services-pupil transportation:				
Materials and supplies. . . . .	4,000	4,000	-	4,000
Capital outlay . . . . .	<u>5,000</u>	<u>5,000</u>	<u>-</u>	<u>5,000</u>
Total support services-pupil transportation . . . . .	<u>9,000</u>	<u>9,000</u>	<u>-</u>	<u>9,000</u>
Debt service:				
Principal retirement. . . . .	86,000	86,000	85,854	146
Interest and fiscal charges . . . . .	<u>11,000</u>	<u>9,000</u>	<u>7,176</u>	<u>1,824</u>
Total debt service . . . . .	<u>97,000</u>	<u>95,000</u>	<u>93,030</u>	<u>1,970</u>
<i>Total expenditures</i> . . . . .	<u>179,185</u>	<u>179,185</u>	<u>140,173</u>	<u>39,012</u>
<i>Net change in fund balance</i> . . . . .	(15,900)	(15,900)	23,067	38,967
<i>Fund balance at beginning of year</i> . . . . .	7,352	7,352	7,352	-
<i>Prior year encumbrances appropriated.</i> . . . .	<u>18,185</u>	<u>18,185</u>	<u>18,185</u>	<u>-</u>
<i>Fund balance at end of year.</i> . . . .	<u>\$ 9,637</u>	<u>\$ 9,637</u>	<u>\$ 48,604</u>	<u>\$ 38,967</u>

**ROCKY RIVER CITY SCHOOL DISTRICT  
CUYAHOGA COUNTY, OHIO  
FUND DESCRIPTIONS - FIDUCIARY FUNDS**

**Fiduciary Funds**

Fiduciary fund reporting focuses on net assets and changes in net assets. The fiduciary fund category is split into two classifications: private purpose trust and agency funds. Private purpose trust funds are used to account for assets held by the District under a trust agreement for individuals, private organizations, or other governments and are therefore not available to support the District's own programs. Agency funds are purely custodial (assets equal liabilities) and thus do not involve the measurement of results.

**Private-Purpose Trust Fund**

***Special Trust Fund***

A fund provided to account for monies set aside from endowments for scholarships for students enrolled in the District. The principal and income from such a fund may be expended.

**Agency Fund**

***Student Managed Activities Fund***

This fund accounts for those student activity programs which have student participation in the activity and have students involved in the management of the program.

**ROCKY RIVER CITY SCHOOL DISTRICT  
CUYAHOGA COUNTY, OHIO**

SCHEDULE OF REVENUES, EXPENSES AND CHANGES IN  
FUND EQUITY - BUDGET AND ACTUAL (NON-GAAP BUDGETARY BASIS)  
SPECIAL TRUST FUND  
FOR THE FISCAL YEAR ENDED JUNE 30, 2012

	Budgeted Amounts		Actual	Variance with Final Budget Positive (Negative)
	Original	Final		
<b>Revenues:</b>				
Interest . . . . .	\$ 10	\$ 10	\$ -	\$ (10)
Contributions and donations . . . . .	<u>22,000</u>	<u>22,719</u>	<u>15,615</u>	<u>(7,104)</u>
<i>Total revenues</i> . . . . .	<u>22,010</u>	<u>22,729</u>	<u>15,615</u>	<u>(7,114)</u>
<b>Expenses:</b>				
Other . . . . .	<u>24,090</u>	<u>26,520</u>	<u>20,860</u>	<u>5,660</u>
<i>Total expenses</i> . . . . .	<u>24,090</u>	<u>26,520</u>	<u>20,860</u>	<u>5,660</u>
<i>Operating income</i> . . . . .	<u>(2,080)</u>	<u>(3,791)</u>	<u>(5,245)</u>	<u>(1,454)</u>
<b>Nonoperating revenues:</b>				
Refund of prior year's expenses . . . . .	-	-	1,000	1,000
<i>Total nonoperating revenues</i> . . . . .	-	-	1,000	1,000
<i>Net change in fund equity</i> . . . . .	(2,080)	(3,791)	(4,245)	(454)
<i>Fund equity at beginning of year</i> . . . . .	17,244	17,244	17,244	-
<i>Prior year encumbrances appropriated</i> . . . . .	<u>2,090</u>	<u>2,090</u>	<u>2,090</u>	<u>-</u>
<i>Fund equity at end of year</i> . . . . .	<u>\$ 17,254</u>	<u>\$ 15,543</u>	<u>\$ 15,089</u>	<u>\$ (454)</u>

**ROCKY RIVER CITY SCHOOL DISTRICT  
CUYAHOGA COUNTY, OHIO**

STATEMENT OF CHANGES IN ASSETS AND LIABILITIES  
AGENCY FUND  
FOR THE FISCAL YEAR ENDED JUNE 30, 2012

	Beginning Balance July 1, 2011	Additions	Deletions	Ending Balance June 30, 2012
<b>Student Managed Activities</b>				
<b>Assets:</b>				
Equity in pooled cash and investments . . . . .	\$ 111,964	\$ 167,876	\$ 169,019	\$ 110,821
Receivables				
Accrued interest . . . . .	173	181	173	181
Total assets . . . . .	<u>\$ 112,137</u>	<u>\$ 168,057</u>	<u>\$ 169,192</u>	<u>\$ 111,002</u>
<b>Liabilities:</b>				
Accounts payable. . . . .	\$ 547	\$ 2,118	\$ 547	\$ 2,118
Due to students. . . . .	111,590	165,939	168,645	108,884
Total liabilities . . . . .	<u>\$ 112,137</u>	<u>\$ 168,057</u>	<u>\$ 169,192</u>	<u>\$ 111,002</u>

Comprehensive Annual Financial Report  
For the fiscal year ended June 30, 2012

# Statistical Section



**ROCKY RIVER CITY SCHOOL DISTRICT**  
Cuyahoga County, Ohio



**ROCKY RIVER CITY SCHOOL DISTRICT  
CUYAHOGA COUNTY, OHIO**

STATISTICAL SECTION

This part of the Rocky River City School District's comprehensive annual financial report presents detailed information as a context for understanding what the information in the financial statements, note disclosures, and required supplementary information says about the District's overall financial health.

<b><u>Contents</u></b>	<b><u>Page</u></b>
<b>Financial Trends</b> These schedules contain trend information to help the reader understand how the District's financial performance and well-being have changed over time.	<b>144-155</b>
<b>Revenue Capacity</b> These schedules contain information to help the reader assess the District's most significant local revenue source, the property tax.	<b>156-163</b>
<b>Debt Capacity</b> These schedules present information to help the reader assess the affordability of the District's current levels of outstanding debt and the District's ability to issue additional debt in the future.	<b>164-167</b>
<b>Demographic and Economic Information</b> These schedules offer demographic and economic indicators to help the reader understand the environment within which the District's financial activities take place.	<b>168-169</b>
<b>Operating Information</b> These schedules contain service and infrastructure data to help the reader understand how the information in the District's financial report relates to the services the District provides and the activities it performs.	<b>170-181</b>

**Sources:** Sources are noted on the individual schedules.

**ROCKY RIVER CITY SCHOOL DISTRICT  
CUYAHOGA COUNTY, OHIO**

NET ASSETS BY COMPONENT  
LAST TEN FISCAL YEARS  
(ACCRUAL BASIS OF ACCOUNTING)

	<u>2012</u>	<u>2011</u>	<u>2010</u>	<u>2009 (1)</u>
<b>Governmental activities</b>				
Invested in capital assets, net of related debt	\$ 10,079,587	\$ 9,708,418	\$ 10,925,096	\$ 10,230,730
Restricted	2,925,573	4,054,466	5,547,810	4,906,042
Unrestricted	(628,426)	(2,556,104)	(4,666,245)	(5,525,069)
Total governmental activities net assets	<u>\$ 12,376,734</u>	<u>\$ 11,206,780</u>	<u>\$ 11,806,661</u>	<u>\$ 9,611,703</u>
<b>Business-type activities</b>				
Invested in capital assets, net of related debt	\$ -	\$ -	\$ -	\$ -
Unrestricted	-	-	-	-
Total business-type activities net assets	<u>\$ -</u>	<u>\$ -</u>	<u>\$ -</u>	<u>\$ -</u>
<b>Primary government</b>				
Invested in capital assets, net of related debt	\$ 10,079,587	\$ 9,708,418	\$ 10,925,096	\$ 10,230,730
Restricted	2,925,573	4,054,466	5,547,810	4,906,042
Unrestricted	(628,426)	(2,556,104)	(4,666,245)	(5,525,069)
Total primary government net assets	<u>\$ 12,376,734</u>	<u>\$ 11,206,780</u>	<u>\$ 11,806,661</u>	<u>\$ 9,611,703</u>

**Source:** School District financial records.

**Note (1):** In fiscal year 2009, the District has reclassified all former business-type activities to governmental activities.



<b>2008</b>	<b>2007</b>	<b>2006</b>	<b>2005</b>	<b>2004</b>	<b>2003</b>
\$ 8,737,992	\$ 8,356,023	\$ 7,597,331	\$ 7,268,356	\$ 6,142,045	\$ 4,349,221
4,928,512	4,196,704	3,466,093	3,278,482	3,608,820	4,669,876
(6,173,832)	(4,774,288)	(4,648,254)	(4,997,534)	(240,144)	496,171
<u>\$ 7,492,672</u>	<u>\$ 7,778,439</u>	<u>\$ 6,415,170</u>	<u>\$ 5,549,304</u>	<u>\$ 9,510,721</u>	<u>\$ 9,515,268</u>
\$ 341,648	\$ 295,026	\$ 303,835	\$ 305,639	\$ 321,849	\$ 333,205
34,200	39,385	56,717	52,327	64,756	103,447
<u>\$ 375,848</u>	<u>\$ 334,411</u>	<u>\$ 360,552</u>	<u>\$ 357,966</u>	<u>\$ 386,605</u>	<u>\$ 436,652</u>
\$ 9,079,640	\$ 8,651,049	\$ 7,901,166	\$ 7,573,995	\$ 6,463,894	\$ 4,682,426
4,928,512	4,196,704	3,466,093	3,278,482	3,608,820	4,669,876
(6,139,632)	(4,734,903)	(4,591,537)	(4,945,207)	(175,388)	599,618
<u>\$ 7,868,520</u>	<u>\$ 8,112,850</u>	<u>\$ 6,775,722</u>	<u>\$ 5,907,270</u>	<u>\$ 9,897,326</u>	<u>\$ 9,951,920</u>

**ROCKY RIVER CITY SCHOOL DISTRICT  
CUYAHOGA COUNTY, OHIO**

CHANGES IN NET ASSETS  
LAST TEN FISCAL YEARS  
(ACCRUAL BASIS OF ACCOUNTING)

	<b>2012</b>	<b>2011</b>	<b>2010</b>	<b>2009 (1)</b>
<b>Expenses</b>				
Governmental activities:				
Instruction:				
Regular	\$ 14,736,546	\$ 16,667,445	\$ 15,090,090	\$ 14,733,245
Special	4,255,107	4,360,242	4,802,387	4,068,587
Vocational	559,365	423,993	462,821	397,153
Other	38,196	30,088	53,441	29,452
Support services:				
Pupil	2,160,361	2,639,569	1,985,548	1,861,316
Instructional staff	1,470,997	677,425	1,101,615	874,144
Board of education	37,005	36,911	34,022	41,586
Administration	1,841,920	2,104,742	1,889,108	2,150,914
Fiscal	1,056,593	814,365	864,956	757,846
Business	533,510	548,013	462,926	466,440
Operations and maintenance	3,565,530	4,085,468	3,732,605	4,030,992
Pupil transportation	1,804,987	1,803,409	1,505,943	1,608,530
Central	870,089	678,328	801,557	757,888
Operation of non-instructional services:				
Food service operations	433,770	459,911	459,772	446,698
Other non-instructional services	1,439,606	1,731,691	1,346,330	1,705,982
Extracurricular activities	1,291,766	1,394,445	1,108,610	1,206,220
Interest and fiscal charges	3,097,923	2,747,932	1,089,502	1,195,718
Total governmental activities expenses	39,193,271	41,203,977	36,791,233	36,332,711
Business-type activities:				
Food service	-	-	-	-
Uniform school supplies	-	-	-	-
Community programs	-	-	-	-
Total business-type activities expenses	-	-	-	-
Total primary government expenses	\$ 39,193,271	\$ 41,203,977	\$ 36,791,233	\$ 36,332,711

	<u>2008</u>	<u>2007</u>	<u>2006</u>	<u>2005</u>	<u>2004</u>	<u>2003</u>
\$	14,272,906	\$ 13,861,514	\$ 13,050,129	\$ 13,350,039	\$ 12,507,709	\$ 11,997,416
	3,884,987	3,717,779	3,496,076	3,117,764	3,189,411	3,015,213
	443,201	409,280	356,268	507,790	223,699	272,121
	28,836	28,320	25,934	30,999	-	-
	2,001,434	1,752,641	1,698,202	1,741,857	1,638,968	1,455,209
	803,996	811,663	674,629	1,231,668	906,393	843,360
	36,505	33,198	23,938	231,170	22,850	29,123
	2,230,446	1,743,637	1,451,888	1,626,494	1,518,691	1,495,752
	765,655	489,910	821,449	836,877	664,869	630,446
	472,923	383,535	392,739	387,559	478,341	327,517
	3,515,979	3,235,860	3,366,885	3,369,609	3,344,093	3,010,065
	1,579,159	1,458,464	1,277,514	1,248,582	1,410,415	1,050,482
	710,439	876,022	697,162	936,664	594,391	635,583
	-	-	-	-	-	-
	1,589,312	1,561,863	1,291,828	1,487,234	1,301,536	1,352,962
	1,160,128	1,163,814	951,808	743,811	1,253,542	926,228
	1,229,402	1,276,812	1,325,848	1,474,379	1,411,684	1,458,885
	<u>34,725,308</u>	<u>32,804,312</u>	<u>30,902,297</u>	<u>32,322,496</u>	<u>30,466,592</u>	<u>28,500,362</u>
	520,334	504,529	454,896	468,612	459,559	442,704
	26,144	27,002	22,860	32,643	21,370	25,223
	344,804	347,036	334,881	334,067	303,886	290,065
	<u>891,282</u>	<u>878,567</u>	<u>812,637</u>	<u>835,322</u>	<u>784,815</u>	<u>757,992</u>
\$	<u>35,616,590</u>	<u>\$ 33,682,879</u>	<u>\$ 31,714,934</u>	<u>\$ 33,157,818</u>	<u>\$ 31,251,407</u>	<u>\$ 29,258,354</u>

-- continued

**ROCKY RIVER CITY SCHOOL DISTRICT  
CUYAHOGA COUNTY, OHIO**

CHANGES IN NET ASSETS - (Continued)  
LAST TEN FISCAL YEARS  
(ACCRUAL BASIS OF ACCOUNTING)

<b>Program Revenues</b>	<b>2012</b>	<b>2011</b>	<b>2010</b>	<b>2009 (1)</b>
Governmental activities:				
Charges for services:				
Instruction:				
Regular	\$ 367,012	\$ 404,870	\$ 470,407	\$ 304,643
Special	30,042	-	698	-
Support services:				
Pupil	74,489	74,474	142,131	62,949
Instructional staff	-	-	47,800	-
Board of education	-	-	555	-
Administration	-	43,429	-	2,272
Fiscal	12,151	9,619	-	3,186
Business	67,312	61,696	1,043	-
Operations and maintenance	16,646	53,775	133,966	191,234
Pupil transportation	53,567	6,947	2,710	83,687
Central	-	-	12,018	12,235
Operation of non-instructional services:				
Food service operations	300,500	317,847	327,170	351,342
Other non-instructional services	26,738	29,156	11,248	31,665
Extracurricular activities	209,067	372,949	193,277	327,396
Operating grants and contributions:				
Instruction:				
Regular	48,282	228,097	170,212	108,650
Special	510,184	825,341	1,151,662	751,431
Vocational	-	-	-	-
Support services:				
Pupil	217,192	330,673	49,130	73,944
Instructional staff	115,283	86,519	60,014	68,877
Administration	-	4,138	1,088	-
Pupil transportation	110,365	95,618	107,742	99,680
Central	-	6,145	5,000	7,937
Operation of non-instructional services				
Food service operations	116,327	112,829	110,176	111,136
Other non-instructional services	1,431,212	1,397,654	1,485,982	1,491,222
Extracurricular activities	87,435	18,441	66,989	10,794
Capital grants and contributions:				
Instruction:				
Regular	-	-	-	-
Support services:				
Operations and maintenance	-	-	-	-
Pupil transportation	-	-	-	22,028
Operation of non-instructional services	-	-	-	-
<b>Total governmental program revenues</b>	<b>3,793,804</b>	<b>4,480,217</b>	<b>4,551,018</b>	<b>4,116,308</b>
Business-type activities:				
Charges for services:				
Food service	-	-	-	-
Uniform school supplies	-	-	-	-
Community programs	-	-	-	-
Operating grants and contributions:				
Food service	-	-	-	-
<b>Total business-type activities program revenues</b>	<b>-</b>	<b>-</b>	<b>-</b>	<b>-</b>
<b>Total primary government program revenue</b>	<b>\$ 3,793,804</b>	<b>\$ 4,480,217</b>	<b>\$ 4,551,018</b>	<b>\$ 4,116,308</b>
<b>Net (Expense)/Revenue</b>				
Governmental activities	(35,399,467)	(36,723,760)	(32,240,215)	(32,216,403)
Business-type activities	-	-	-	-
<b>Total primary government net expense</b>	<b>\$ (35,399,467)</b>	<b>\$ (36,723,760)</b>	<b>\$ (32,240,215)</b>	<b>\$ (32,216,403)</b>

	<u>2008</u>	<u>2007</u>	<u>2006</u>	<u>2005</u>	<u>2004</u>	<u>2003</u>
\$	201,032	\$ 194,811	\$ 222,426	\$ 245,703	\$ 152,570	\$ -
	-	-	-	-	-	157,949
	37,392	54,668	-	-	39,731	101,077
	-	-	-	-	119,609	-
	3,683	-	-	-	-	-
	2,103	-	-	-	-	-
	911	-	-	-	-	-
	5,468	-	-	-	-	-
	120,793	183,697	220,420	435,848	146,517	145,753
	95,793	-	-	-	-	-
	1,006	-	-	-	-	-
	-	-	-	-	-	-
	-	-	-	-	-	-
	312,012	333,815	161,421	200,644	230,704	237,144
	121,565	81,500	116,214	128,139	118,397	58,030
	581,242	579,995	565,052	504,261	341,721	414,167
	-	-	595	-	-	-
	123,347	106,874	125,889	86,261	35,173	46,345
	52,438	29,379	49,684	75,560	28,369	52,201
	-	250	521	-	-	-
	617	69,392	1,278	-	-	-
	9,410	9,125	8,907	8,302	9,493	9,387
	-	-	-	-	-	-
	1,583,365	1,498,419	1,485,947	1,414,531	1,319,171	1,189,099
	7,457	5,038	5,212	4,119	58,087	55,356
	19,188	-	-	22,575	12,000	49,190
	-	3,869	-	-	-	-
	87,131	19,245	-	-	-	15,611
	-	-	-	-	-	-
	<u>3,365,953</u>	<u>3,170,077</u>	<u>2,963,566</u>	<u>3,125,943</u>	<u>2,611,542</u>	<u>2,531,309</u>
	364,937	378,379	388,335	375,545	353,749	370,478
	24,096	24,950	27,041	27,622	25,147	26,951
	240,631	243,447	298,381	301,436	272,209	279,325
	112,969	101,179	89,299	96,418	78,887	68,293
	<u>742,633</u>	<u>747,955</u>	<u>803,056</u>	<u>801,021</u>	<u>729,992</u>	<u>745,047</u>
	<u>\$ 4,108,586</u>	<u>\$ 3,918,032</u>	<u>\$ 3,766,622</u>	<u>\$ 3,926,964</u>	<u>\$ 3,341,534</u>	<u>\$ 3,276,356</u>
	(31,359,355)	(29,634,235)	(27,938,731)	(29,196,553)	(27,855,050)	(25,969,053)
	(148,649)	(130,612)	(9,581)	(34,301)	(54,823)	(12,945)
	<u>\$ (31,508,004)</u>	<u>\$ (29,764,847)</u>	<u>\$ (27,948,312)</u>	<u>\$ (29,230,854)</u>	<u>\$ (27,909,873)</u>	<u>\$ (25,981,998)</u>

-- continued

**ROCKY RIVER CITY SCHOOL DISTRICT  
CUYAHOGA COUNTY, OHIO**

CHANGES IN NET ASSETS - (Continued)  
LAST TEN FISCAL YEARS  
(ACCRUAL BASIS OF ACCOUNTING)

	<u>2012</u>	<u>2011</u>	<u>2010</u>	<u>2009 (1)</u>
<b>General Revenues and Other Changes in Net Assets</b>				
Governmental activities:				
Property taxes levied for:				
General purposes	\$ 25,455,709	\$ 25,017,106	\$ 25,250,490	\$ 24,814,979
Debt service	3,876,812	3,494,806	2,817,174	3,016,324
Grants and entitlements not restricted to specific programs	6,828,628	7,196,864	6,227,352	5,891,502
Investment earnings	158,482	166,881	81,327	142,032
Gain on sale of capital assets	-	-	-	-
Miscellaneous	249,790	203,200	58,830	94,749
Transfers	-	-	-	-
Total governmental activities	<u>36,569,421</u>	<u>36,078,857</u>	<u>34,435,173</u>	<u>33,959,586</u>
Business-type activities:				
Investment earnings	-	-	-	-
Miscellaneous	-	-	-	-
Transfers	-	-	-	-
Total business-type activities	<u>-</u>	<u>-</u>	<u>-</u>	<u>-</u>
Total primary government	<u>\$ 36,569,421</u>	<u>\$ 36,078,857</u>	<u>\$ 34,435,173</u>	<u>\$ 33,959,586</u>
<b>Change in Net Assets</b>				
Governmental activities	1,169,954	(644,903)	2,194,958	1,743,183
Business-type activities	-	-	-	-
Total primary government	<u>\$ 1,169,954</u>	<u>\$ (644,903)</u>	<u>\$ 2,194,958</u>	<u>\$ 1,743,183</u>

**Note (1):** In fiscal year 2009, the District has reclassified all former business-type activities to governmental activities.

**Source:** School District financial records.

	<u>2008</u>	<u>2007</u>	<u>2006</u>	<u>2005</u>	<u>2004</u>	<u>2003</u>
\$	22,319,494	\$ 22,597,480	\$ 21,672,596	\$ 17,833,031	\$ 20,408,336	\$ 16,560,615
	3,305,489	3,151,471	2,724,776	2,622,588	2,909,441	2,437,060
	5,102,939	4,622,584	4,439,789	4,443,667	4,432,768	4,264,539
	289,371	406,434	253,614	174,957	94,157	160,029
	-	-	-	5,942	-	-
	56,295	259,535	185,323	154,951	5,801	54,874
	-	(40,000)	-	-	-	-
	<u>31,073,588</u>	<u>30,997,504</u>	<u>29,276,098</u>	<u>25,235,136</u>	<u>27,850,503</u>	<u>23,477,117</u>
	4,663	5,273	3,197	-	898	1,515
	185,423	59,198	8,970	5,662	3,878	2,667
	-	40,000	-	-	-	-
	<u>190,086</u>	<u>104,471</u>	<u>12,167</u>	<u>5,662</u>	<u>4,776</u>	<u>4,182</u>
\$	<u>31,263,674</u>	<u>\$ 31,101,975</u>	<u>\$ 29,288,265</u>	<u>\$ 25,240,798</u>	<u>\$ 27,855,279</u>	<u>\$ 23,481,299</u>
	(285,767)	1,363,269	1,337,367	(3,961,417)	(4,547)	(2,491,936)
	41,437	(26,141)	2,586	(28,639)	(50,047)	(8,763)
\$	<u>(244,330)</u>	<u>\$ 1,337,128</u>	<u>\$ 1,339,953</u>	<u>\$ (3,990,056)</u>	<u>\$ (54,594)</u>	<u>\$ (2,500,699)</u>

**ROCKY RIVER CITY SCHOOL DISTRICT  
CUYAHOGA COUNTY, OHIO**

FUND BALANCES, GOVERNMENTAL FUNDS  
LAST TEN FISCAL YEARS  
(MODIFIED ACCRUAL BASIS OF ACCOUNTING)

	<u>2012</u>	<u>2011 (2)</u>	<u>2010</u>	<u>2009 (1)</u>
General Fund:				
Nonspendable	\$ 56,091	\$ 65,417	\$ -	\$ -
Assigned	1,219,015	1,220,021	-	-
Unassigned	733,396	359,644	-	-
Reserved	-	-	3,787,100	4,097,095
Unreserved (deficit)	-	-	(3,416,462)	(4,378,385)
	<u>\$ 2,008,502</u>	<u>\$ 1,645,082</u>	<u>\$ 370,638</u>	<u>\$ (281,290)</u>
Total general fund				
All Other Governmental Funds:				
Nonspendable	\$ 9,808	\$ 14,767	\$ -	\$ -
Restricted	22,932,638	41,177,372	-	-
Committed	68,519	56,079	-	-
Unassigned (deficit)	(3,541)	(2,264)	-	-
Reserved	-	-	4,729,827	4,637,940
Unreserved, reported in:				
Special revenue funds	-	-	595,369	157,608
Capital projects funds	-	-	(846,687)	(559,461)
Debt service funds	-	-	-	-
	<u>\$ 23,007,424</u>	<u>\$ 41,245,954</u>	<u>\$ 4,478,509</u>	<u>\$ 4,236,087</u>
Total all other governmental funds				
Total governmental funds	<u>\$ 25,015,926</u>	<u>\$ 42,891,036</u>	<u>\$ 4,849,147</u>	<u>\$ 3,954,797</u>

**Source:** School District financial records.

**Note (1):** In fiscal year 2009, the District has reclassified all former business-type activities to governmental activities.

**Note (2):** In fiscal year 2011, the District has implemented GASB 54, which reclassified fund balances and some fund types to the general fund.

**Note:** Prior to 2005, the fund balance of the bond retirement fund was reported as "unreserved, reported in debt service funds". Beginning in 2005, this amount is reported as a component of "reserved" fund balance.



<u>2008</u>	<u>2007</u>	<u>2006</u>	<u>2005</u>	<u>2004</u>	<u>2003</u>
\$ -	\$ -	\$ -	\$ -	\$ -	\$ -
-	-	-	-	-	-
-	-	-	-	-	-
3,377,689	2,878,496	2,509,215	2,959,435	3,916,515	2,758,577
(5,048,840)	(3,497,628)	(3,247,658)	(3,714,265)	3,235	1,050,818
<u>\$ (1,671,151)</u>	<u>\$ (619,132)</u>	<u>\$ (738,443)</u>	<u>\$ (754,830)</u>	<u>\$ 3,919,750</u>	<u>\$ 3,809,395</u>
\$ -	\$ -	\$ -	\$ -	\$ -	\$ -
-	-	-	-	-	-
-	-	-	-	-	-
-	-	-	-	-	-
4,189,258	3,701,362	3,223,074	3,142,625	1,271,044	926,268
245,941	172,108	288,723	101,848	190,557	164,196
(426,111)	(62,930)	(336,449)	(419,205)	(787,440)	947,189
-	-	-	-	2,595,902	2,488,390
<u>\$ 4,009,088</u>	<u>\$ 3,810,540</u>	<u>\$ 3,175,348</u>	<u>\$ 2,825,268</u>	<u>\$ 3,270,063</u>	<u>\$ 4,526,043</u>
<u>\$ 2,337,937</u>	<u>\$ 3,191,408</u>	<u>\$ 2,436,905</u>	<u>\$ 2,070,438</u>	<u>\$ 7,189,813</u>	<u>\$ 8,335,438</u>

**ROCKY RIVER CITY SCHOOL DISTRICT**  
**CUYAHOGA COUNTY, OHIO**  
 CHANGES IN FUND BALANCES, GOVERNMENTAL FUNDS  
 LAST TEN FISCAL YEARS  
 (MODIFIED ACCRUAL BASIS OF ACCOUNTING)

	<u>2012</u>	<u>2011</u>	<u>2010</u>	<u>2009 (1)</u>
<b>Revenues</b>				
From local sources:				
Taxes	\$ 28,831,318	\$ 28,521,440	\$ 27,857,601	\$ 28,099,864
Tuition	88,948	69,593	62,507	75,650
Transportation	9,088	7,004	7,308	13,819
Earnings on investments	159,598	150,324	83,742	144,994
Charges for services	300,500	317,847	327,170	351,342
Extracurricular	199,979	281,985	193,618	261,450
Classroom materials and fees	247,676	257,072	213,890	217,594
Contributions and donations	70,922	269,203	136,144	122,470
Rentals	239,878	98,075	338,166	295,270
Contract services	105,055	103,098	161,023	-
Other local revenues	312,798	287,160	158,195	310,233
Intergovernmental - Intermediate	38,866	-	-	-
Intergovernmental - State	7,071,095	7,711,068	7,630,815	7,402,508
Intergovernmental - Federal	2,404,810	2,418,011	1,596,002	1,063,772
Total revenues	<u>40,080,531</u>	<u>40,491,880</u>	<u>38,766,181</u>	<u>38,358,966</u>
<b>Expenditures</b>				
Current:				
Instruction:				
Regular	14,512,892	15,293,849	14,410,989	14,417,955
Special	4,068,858	4,228,153	4,586,956	3,923,212
Vocational	537,264	407,817	445,609	378,009
Other	40,233	28,808	51,038	28,300
Current:				
Pupil	2,212,290	2,367,578	1,951,138	1,819,965
Instructional staff	1,417,043	712,031	1,009,683	815,644
Board of education	35,785	35,503	32,757	40,458
Administration	1,818,026	2,059,252	1,932,072	1,924,195
Fiscal	1,012,905	781,896	824,275	726,228
Business	520,189	492,901	447,419	445,663
Operations and maintenance	3,406,352	3,617,987	3,643,025	3,812,350
Pupil transportation	1,733,713	1,635,298	1,441,001	1,631,701
Central	743,407	689,364	740,188	712,942
Operation of non-instructional services				
Food service operations	433,324	442,084	442,056	470,604
Other non-instructional services	1,358,160	1,665,163	1,320,582	1,644,408
Extracurricular activities	1,191,961	1,343,061	1,097,727	1,202,554
Facilities acquisitions and construction	17,339,334	4,885,284	331,290	75,280
Capital outlay	-	-	-	-
Debt service:				
Principal retirement	2,583,193	2,526,880	2,442,268	2,324,123
Interest and fiscal charges	3,001,103	2,290,403	721,758	797,726
Bond issuance costs	-	435,150	-	-
Total expenditures	<u>57,966,032</u>	<u>45,938,462</u>	<u>37,871,831</u>	<u>37,191,317</u>
Excess of revenues over (under) expenditures	(17,885,501)	(5,446,582)	894,350	1,167,649
<b>Other Financing Sources (Uses)</b>				
Transfers in	50,000	30,378	210,926	31,000
Transfers (out)	(50,000)	(30,378)	(210,926)	(31,000)
Lease-purchase transactions	-	100,000	-	321,818
Sale of assets	10,391	-	-	-
Premium on bonds sold	-	443,449	-	-
Sale of bonds	-	42,900,000	-	-
Total other financing sources (uses)	<u>10,391</u>	<u>43,443,449</u>	<u>-</u>	<u>321,818</u>
Net change in fund balances	<u>\$ (17,875,110)</u>	<u>\$ 37,996,867</u>	<u>\$ 894,350</u>	<u>\$ 1,489,467</u>
Capital expenditures (included in expenditures above)	17,339,334	4,885,284	597,337	768,906
Debt service as a % of noncapital expenditures	13.75%	11.73%	8.49%	8.57%

**Source:** School District financial records.

**Note (1):** In fiscal year 2009, the District has reclassified all former business-type activities to governmental activities.

	<b>2008</b>	<b>2007</b>	<b>2006</b>	<b>2005</b>	<b>2004</b>	<b>2003</b>
\$	25,419,002	\$ 25,666,088	\$ 24,240,672	\$ 20,851,323	\$ 23,364,027	\$ 19,029,507
	89,613	87,308	117,209	132,903	257,255	235,612
	2,340	-	-	-	119,609	101,077
	291,928	405,647	257,199	171,372	94,157	160,029
	-	-	-	-	-	-
	209,092	232,094	161,421	200,644	165,750	159,481
	23,026	16,277	18,354	13,595	-	-
	95,691	65,102	82,263	39,420	92,997	84,382
	273,984	201,196	165,420	165,848	146,517	145,753
	-	-	-	-	-	-
	279,509	508,575	272,186	254,156	5,801	54,874
	-	-	-	-	-	-
	6,659,186	6,089,404	5,818,963	5,828,143	6,310,864	6,050,505
	918,098	870,993	897,862	820,849	-	-
	<u>34,261,469</u>	<u>34,142,684</u>	<u>32,031,549</u>	<u>28,478,253</u>	<u>30,556,977</u>	<u>26,021,220</u>
	13,326,223	13,218,752	12,449,859	12,993,678	11,947,488	10,552,236
	3,715,276	3,548,628	3,427,201	3,203,256	2,802,837	2,885,559
	413,149	404,383	351,372	481,957	223,699	272,121
	26,948	26,574	24,803	26,928	-	-
	1,873,323	1,732,285	1,671,187	1,656,203	1,431,489	1,355,789
	861,608	798,914	723,752	1,096,046	849,848	787,712
	38,499	31,896	22,987	229,603	23,573	28,340
	2,053,567	1,721,160	1,371,377	1,473,548	1,393,006	1,370,287
	714,321	468,239	793,486	792,747	674,754	622,920
	450,682	362,302	370,679	381,943	435,357	325,115
	3,329,102	3,120,493	3,220,950	3,083,886	3,030,354	2,775,288
	1,845,272	1,277,071	1,138,481	1,153,653	1,071,030	1,046,926
	664,206	896,374	638,532	873,912	631,871	691,370
	-	-	-	-	-	-
	1,576,174	1,561,811	1,296,794	1,506,059	1,316,648	1,352,924
	1,110,154	1,100,494	928,085	1,057,464	953,534	913,470
	34,638	2,425	9,683	510,675	-	-
	-	-	-	229,845	1,882,525	658,375
	2,192,469	2,085,918	1,999,419	1,902,967	1,780,000	1,729,348
	889,329	990,462	1,084,854	1,179,045	1,254,589	1,327,706
	-	-	-	-	-	-
	<u>35,114,940</u>	<u>33,348,181</u>	<u>31,523,501</u>	<u>33,833,415</u>	<u>31,702,602</u>	<u>28,695,486</u>
	(853,471)	794,503	508,048	(5,355,162)	(1,145,625)	(2,674,266)
	-	231,148	-	1,324	33,668	56,061
	-	(271,148)	-	(1,324)	(33,668)	(56,061)
	-	-	-	-	-	-
	-	-	-	5,942	-	-
	-	-	-	-	-	-
	-	-	-	-	-	-
	-	(40,000)	-	5,942	-	-
	<u>\$(853,471)</u>	<u>\$ 754,503</u>	<u>\$ 508,048</u>	<u>\$ (5,349,220)</u>	<u>\$ (1,145,625)</u>	<u>\$ (2,674,266)</u>
	656,267	458,047	92,209	1,235,538	1,178,435	251,820
	8.94%	9.35%	9.81%	9.45%	9.94%	10.75%

**ROCKY RIVER CITY SCHOOL DISTRICT  
CUYAHOGA COUNTY, OHIO**

ASSESSED VALUATION AND ESTIMATED ACTUAL VALUE OF TAXABLE PROPERTY  
LAST TEN YEARS

Collection Year	Real Property		Tangible Personal Property		Public Utility	
	Assessed Value	Estimated Actual Value (1)	Assessed Value	Estimated Actual Value (1)	Assessed Value	Estimated Actual Value (1)
2012	\$ 699,829,940	\$ 1,999,514,114	\$ -	\$ -	\$ 7,105,100	\$ 8,073,977
2011	703,240,090	2,009,257,400	-	-	6,831,460	7,763,023
2010 (3)	708,948,780	2,025,567,943	-	-	6,680,600	7,591,591
2009	735,800,820	2,102,288,057	4,651,620	74,425,920	6,322,670	7,184,852
2008	728,712,840	2,082,036,686	8,975,082	143,601,312	6,044,760	6,869,045
2007 (2)	722,592,150	2,064,549,000	12,471,366	99,770,928	8,839,250	10,044,602
2006	655,102,590	1,871,721,686	13,668,520	72,898,773	9,304,440	10,573,227
2005	666,296,240	1,903,703,543	15,226,500	66,202,174	10,341,880	11,752,136
2004 (3)	663,153,590	1,894,724,543	18,767,823	78,199,263	10,150,730	11,534,920
2003	604,957,220	1,728,449,200	20,434,063	81,736,252	10,146,330	11,529,920

**Source:** Cuyahoga County Fiscal Officer's Office

- (1) This amount is calculated based on the following percentages:  
 Real estate is assessed at 35% of actual value.  
 Public utility personal is assessed at 88% of actual value.  
 For collection year 2010, capital assets and inventory for tangible personal property is phased-out.  
 For collection years 2008 and 2009, capital assets and inventory for tangible personal property is assessed at 6.25% of actual value.  
 For collection year 2007, capital assets and inventory for tangible personal property is assessed at 12.5% of actual value.  
 For collection year 2006, capital assets and inventory for tangible personal property was assessed at 18.75% of actual value.  
 For collection years 1998-2005, capital assets for tangible personal property was assessed at 25% of actual value.  
 For collection years 1998-2005, inventory for tangible personal property was assessed at 23% actual value.

(2) Reappraisal of property values.

(3) Triennial update of property values.

<b>Total</b>			
<b>Assessed Value</b>	<b>Estimated Actual Value</b>	<b>%</b>	<b>Direct Tax Rates</b>
\$ 706,935,040	\$ 2,007,588,092	35.21%	84.35
710,071,550	2,017,020,423	35.20%	84.30
715,629,380	2,033,159,534	35.20%	82.70
746,775,110	2,183,898,829	34.19%	82.70
743,732,682	2,232,507,043	33.31%	77.10
743,902,766	2,174,364,530	34.21%	77.20
678,075,550	1,955,193,686	34.68%	77.00
691,864,620	1,981,657,853	34.91%	72.00
692,072,143	1,984,458,726	34.87%	72.00
635,537,613	1,821,715,372	34.89%	72.40

**ROCKY RIVER CITY SCHOOL DISTRICT  
CUYAHOGA COUNTY, OHIO**

DIRECT AND OVERLAPPING PROPERTY TAX RATES  
(RATE PER \$1,000 OF ASSESSED VALUE)  
LAST TEN YEARS

Tax Year/ Collection Year	Overlapping Rates			Direct Rates			
	County	Library	City	Voted		Unvoted	Total
				General	Bond		
2011/2012	18.30	6.10	10.90	73.60	6.18	4.57	84.35
2010/2011	18.40	6.10	10.90	73.60	6.13	4.57	84.30
2009/2010	18.10	6.10	10.90	73.60	4.53	4.57	82.70
2008/2009	18.10	6.10	10.90	73.55	4.58	4.57	82.70
2007/2008	18.20	6.10	10.90	67.70	4.83	4.57	77.10
2006/2007	18.20	6.10	10.90	67.70	4.93	4.57	77.20
2005/2006	18.30	6.10	10.90	67.70	4.73	4.57	77.00
2004/2005	18.30	6.10	10.90	62.80	4.63	4.57	72.00
2003/2004	18.00	4.70	9.90	62.80	4.63	4.57	72.00
2002/2003	16.20	4.70	9.90	62.80	5.03	4.57	72.40

Source: Cuyahoga County Fiscal Officer's Office

**ROCKY RIVER CITY SCHOOL DISTRICT  
CUYAHOGA COUNTY, OHIO**

PRINCIPAL TAXPAYERS  
REAL ESTATE TAX  
DECEMBER 31, 2011 AND DECEMBER 31, 2002

<b>December 31, 2011</b>			
<b>Taxpayer</b>	<b>Taxable Assessed Value</b>	<b>Rank</b>	<b>Percentage of Total Real Estate Assessed Value</b>
Westgate Mall, LLC	\$ 13,469,790	1	1.92%
Westwood Town Center	7,007,250	2	1.00%
Cleveland Electric Illuminating Co.	5,632,670	3	0.80%
Normandy Associates, Ltd.	5,560,850	4	0.79%
Beachcliff Properties	3,678,290	5	0.53%
SRK Perrysburg Association, LLC	3,277,890	6	0.47%
Westwood Country Club	3,221,050	7	0.46%
Presidential Apartments Ltd.	2,773,120	8	0.40%
Gross Management, Inc.	2,607,960	9	0.37%
W&F Plaza Investments	2,429,600	10	0.35%
<b>Total</b>	<b>\$ 49,658,470</b>		<b>7.09%</b>
<b>Total Real Estate Valuation</b>	<b>\$ 699,829,940</b>		

<b>December 31, 2002</b>			
<b>Taxpayer</b>	<b>Taxable Assessed Value</b>	<b>Rank</b>	<b>Percentage of Total Real Estate Assessed Value</b>
Westgate Joint Venture	\$ 30,612,620	1	5.06%
Westwood Town Center	5,447,130	2	0.90%
Normandy Associates, Ltd.	5,103,390	3	0.84%
Higbee Company	5,016,140	4	0.83%
Presidential Apartments Ltd.	4,057,450	5	0.67%
Spielberger, John D.	3,258,680	6	0.54%
Gross Management, Inc.	3,062,650	7	0.51%
Linden Apartments Co.	2,835,040	8	0.47%
Rockport Assoc. Co. Ltd.	2,642,380	9	0.44%
Levin, Morris	2,613,320	10	0.43%
<b>Total</b>	<b>\$ 64,648,800</b>		<b>10.69%</b>
<b>Total Real Estate Valuation</b>	<b>\$ 604,957,220</b>		

Source: Cuyahoga County Fiscal Officer's Office

**ROCKY RIVER CITY SCHOOL DISTRICT  
CUYAHOGA COUNTY, OHIO**

PRINCIPAL TAXPAYERS  
TANGIBLE PERSONAL PROPERTY AND PUBLIC UTILITY PROPERTY TAX  
DECEMBER 31, 2011 AND DECEMBER 31, 2002

<b>December 31, 2011</b>			
<b>Taxpayer</b>	<b>Taxable Assessed Value</b>	<b>Rank</b>	<b>Percentage of Total Tangible Personal Property and Public Utility Assessed Value</b>
Cleveland Electric Illuminating Co.	\$ 5,884,520	1	82.82%
East Ohio Gas	781,960	2	11.01%
American Transmission Systems Corp.	438,620	3	6.17%
Norfolk Southern	26,800	4	0.38%
Total	\$ 7,131,900		100.38%
Total Tangible Personal Property and Public Utility Assessed Valuation	\$ 7,105,100	*	

\* The reason the total reflected here is less than the sum of the top four taxpayers shown here is due to the fact that this total is the one certified by the State Dept. of Taxation for the tax year starting 1/1/2011 (collection year starting 1/1/2012), while the totals reflected for the individual taxpayers shown above are the updated totals as of 11/15/2011.

<b>December 31, 2002</b>			
<b>Taxpayer</b>	<b>Taxable Assessed Value</b>	<b>Rank</b>	<b>Percentage of Total Tangible Personal Property and Public Utility Assessed Value</b>
Cleveland Electric Illuminating Co.	\$ 4,359,130	1	14.25%
Ohio Bell Telephone Company	3,308,970	2	10.82%
Higbee Co.	1,559,390	3	5.10%
Home Depot	1,159,990	4	3.79%
Target Corporation	761,350	5	2.49%
Cox Cable of Cleveland	716,280	6	2.34%
Riser Food Company	703,250	7	2.30%
Kohl's Department Store	663,160	8	2.17%
East Ohio Gas	628,690	9	2.06%
American Transmission Systems Company	570,190	10	1.86%
Total	\$ 14,430,400		47.18%
Total Tangible Personal Property and Public Utility Assessed Valuation	\$ 30,580,393		

Source: Cuyahoga County Fiscal Officer's Office



THIS PAGE IS INTENTIONALLY LEFT BLANK

**ROCKY RIVER CITY SCHOOL DISTRICT  
CUYAHOGA COUNTY, OHIO**

PROPERTY TAX LEVIES AND COLLECTIONS  
LAST TEN FISCAL YEARS

<b>Tax Year/ Collection Year</b>	<b>Current Levy</b>	<b>Delinquent Levy</b>	<b>Total Levy</b>	<b>Current Collection</b>	<b>Percent of Current Levy Collected</b>
2011/2012	\$ 33,231,431	\$ 1,665,608	\$ 34,897,039	\$ 31,958,000	96.17%
2010/2011	33,146,482	1,269,304	34,415,786	31,676,029	95.56%
2009/2010	32,124,787	1,318,363	33,443,150	30,939,802	96.31%
2008/2009	32,504,011	1,191,057	33,695,068	31,583,352	97.17%
2007/2008	28,241,365	1,137,993	29,379,358	27,363,631	96.89%
2006/2007	27,707,351	1,081,982	28,789,333	25,588,848	92.35%
2005/2006	25,290,081	926,743	26,216,824	24,113,013	95.35%
2004/2005	25,109,123	1,070,529	26,179,652	23,985,396	95.52%
2003/2004	24,772,327	1,521,061	26,293,388	24,182,240	97.62%
2002/2003	21,942,966	1,704,967	23,647,933	21,209,241	96.66%

Source: Cuyahoga County Fiscal Officer's Office

<b>Delinquent Collection</b>	<b>Total Collection</b>	<b>Total Collection As a Percent of Total Levy</b>
\$ 1,320,691	\$ 33,278,691	95.36%
682,872	32,358,901	94.02%
682,471	31,622,273	94.56%
754,216	32,337,568	95.97%
885,454	28,249,085	96.15%
596,088	26,184,936	90.95%
493,234	24,606,247	93.86%
593,588	24,578,984	93.89%
698,404	24,880,644	94.63%
767,998	21,977,239	92.94%

**ROCKY RIVER CITY SCHOOL DISTRICT  
CUYAHOGA COUNTY, OHIO**

RATIOS OF OUTSTANDING DEBT BY TYPE  
LAST TEN FISCAL YEARS

Fiscal Year	Governmental Activities				(a) Total Primary Government	(b) Per Capita	(b) Per ADM	(c) Percentage of Personal Income
	General Obligation Bonds	Bond Anticipation Notes	Lease Purchase Obligations	Capital Leases				
2012	\$ 52,866,086	\$ -	\$ 119,426	\$ -	\$ 52,985,512	\$ 2,621	\$ 20,101	6.36%
2011	55,237,640	-	212,619	-	55,450,259	2,743	21,229	6.66%
2010	14,494,842	-	214,499	-	14,709,341	722	5,563	2.08%
2009	16,470,932	-	296,767	-	16,767,699	823	6,254	2.37%
2008	18,314,079	78,800	-	49,072	18,441,951	905	6,866	2.61%
2007	20,115,503	-	-	96,541	20,212,044	992	7,497	2.86%
2006	21,865,363	-	-	142,459	22,007,822	1,080	8,336	3.12%
2005	23,575,348	-	-	186,878	23,762,226	1,146	9,059	N/A
2004	25,148,563	-	-	-	25,148,563	1,213	9,680	N/A
2003	26,765,768	-	-	-	26,765,768	1,291	10,394	N/A

**Sources:**

(a) See notes to the financial statements regarding the District's outstanding debt information.

(b) See schedule " Demographic and Economic Statistic, Last Ten Years" for per capita personal income, population and enrollment information.

(c) See schedule " Demographic and Economic Statistic, Last Ten Years" for per capita personal income, and population. Personal income equals per capita personal income times population.

N/A - Data Not Accessible

**ROCKY RIVER CITY SCHOOL DISTRICT  
CUYAHOGA COUNTY, OHIO**

RATIOS OF GENERAL BONDED DEBT OUTSTANDING  
LAST TEN FISCAL YEARS

Fiscal Year	General Bonded Debt Outstanding		Percentage of Actual Taxable Value of Property	Per Capita
	General Obligation Bonds	Total		
2012	\$ 52,866,086	\$ 52,866,086	2.63%	\$ 2,615
2011	55,237,640	55,237,640	2.74%	2,733
2010	14,494,842	14,494,842	0.71%	711
2009	16,470,932	16,470,932	0.75%	808
2008	18,314,079	18,314,079	0.82%	899
2007	20,115,503	20,115,503	0.93%	987
2006	21,865,363	21,865,363	1.12%	1,073
2005	23,575,348	23,575,348	1.19%	1,137
2004	25,148,563	25,148,563	1.27%	1,213
2003	26,765,768	26,765,768	1.47%	1,291

**Note:** Details regarding the District's outstanding debt can be found in the notes to the financial statements.

**ROCKY RIVER CITY SCHOOL DISTRICT  
CUYAHOGA COUNTY, OHIO**

DIRECT AND OVERLAPPING GOVERNMENTAL ACTIVITIES DEBT  
JUNE 30, 2012

<u>Governmental Unit</u>	<u>Debt Outstanding</u>	<u>Estimated Percentage Applicable</u>	<u>Estimated Share of Overlapping Debt</u>
<b>Direct debt:</b>			
Rocky River City School District	\$ 52,985,512	100.00%	\$ 52,985,512
Total direct debt	<u>52,985,512</u>		<u>52,985,512</u>
<b>Overlapping debt:</b>			
City of Rocky River	15,390,000	100.00%	15,390,000
Cuyahoga County	298,113,842	2.37%	7,072,843
Regional Transit Authority	142,080,000	2.37%	3,370,892
City of Fairview Park	21,585,000	5.70%	1,231,191
Total overlapping debt	<u>477,168,842</u>		<u>27,064,926</u>
Total direct and overlapping debt	<u>\$ 530,154,354</u>		<u>\$ 80,050,438</u>

**Source:** Ohio Municipal Advisory Council

(1) Percentages were determined by dividing the assessed valuation of the political subdivision located within the boundaries of the District by the total assessed valuation of the subdivision. The valuations used were for the 2012 collection year.

(2) See notes to the financial statements regarding the District's outstanding debt including lease purchase obligations.

**ROCKY RIVER CITY SCHOOL DISTRICT  
CUYAHOGA COUNTY, OHIO**

LEGAL DEBT MARGIN INFORMATION  
LAST TEN FISCAL YEARS

<b>Fiscal Year (1)</b>	<b>Voted Debt Limit</b>	<b>Total Debt Applicable to Limit (2)</b>	<b>Debt Service Available Balance</b>	<b>Net Debt Applicable to Limit</b>	<b>Voted Legal Debt Margin</b>	<b>Total Net Debt Applicable to Limit as a Percentage of Debt Limit</b>
2012	\$ 63,624,154	\$ 52,820,000	\$ 2,624,034	\$ 50,195,966	\$ 13,428,188	78.89%
2011	63,906,440	54,279,896	3,825,673	50,454,223	13,452,217	78.95%
2010	64,406,644	14,494,842	4,644,106	9,850,736	54,555,908	15.29%
2009	66,791,114	16,470,932	4,509,591	11,961,341	54,829,773	17.91%
2008	66,128,184	18,314,079	4,070,534	14,243,545	51,884,639	21.54%
2007	65,555,924	20,115,503	3,471,661	16,643,842	48,912,082	25.39%
2006	61,026,800	21,865,363	3,054,434	18,810,929	42,215,871	30.82%
2005	62,267,816	23,575,348	3,062,031	20,513,317	41,754,499	32.94%
2004	62,286,493	25,148,563	3,064,003	22,084,560	40,201,933	35.46%
2003	57,198,385	26,765,768	2,806,234	23,959,534	33,238,851	41.89%

**Voted Debt Limit Calculation for Fiscal Year 2012**

Assessed Value	\$ 706,935,040
Debt Limit (9% of assessed value)	X 9%
Voted Debt Limit	<u>\$ 63,624,154</u>

**Source:** Cuyahoga County Fiscal Officer and District financial records

Note: Ohio Bond Law sets a limit of 9% for voted debt and 1/10 of 1% for unvoted debt.

- (1) In accordance with House Bill No. 66, the assessed valuation of tangible personal property is excluded the total assessed valuation used to calculate the voted debt limit for years 2007-2011.
- (2) Total debt excludes accreted interest on capital appreciation bonds.

**ROCKY RIVER CITY SCHOOL DISTRICT  
CUYAHOGA COUNTY, OHIO**

DEMOGRAPHIC AND ECONOMIC STATISTICS  
LAST TEN FISCAL YEARS

<u>Year</u>	<u>Population (1)</u>	<u>Per Capita Personal Income (1)</u>	<u>Total Personal Income (4)</u>	<u>Median Age(1)</u>	<u>School Enrollment (2)</u>	<u>Unemployment Rates (3)</u>		
						<u>Cuyahoga County</u>	<u>Ohio</u>	<u>United States</u>
2012	20,213	\$ 41,207	\$ 832,917,091	46	2,636	6.9%	7.0%	7.8%
2011	20,213	41,207	832,917,091	46	2,612	8.9%	8.8%	9.2%
2010	20,375	34,663	706,258,625	44	2,644	9.7%	10.0%	9.6%
2009	20,375	34,663	706,258,625	44	2,681	10.2%	11.2%	10.2%
2008	20,375	34,663	706,258,625	44	2,686	8.1%	6.6%	5.5%
2007	20,375	34,663	706,258,625	44	2,696	6.5%	6.1%	4.5%
2006	20,375	34,663	706,258,625	44	2,640	4.8%	5.1%	4.4%
2005	20,735	N/A	N/A	N/A	2,623	6.1%	5.9%	5.0%
2004	20,735	N/A	N/A	N/A	2,598	6.2%	5.7%	5.1%
2003	20,735	N/A	N/A	N/A	2,575	6.2%	5.5%	5.7%

(1) U. S. Census Bureau - 2000 and 2010 Census

(2) District records

(3) [www.economagic.com](http://www.economagic.com)

(4) "population" times "per capital personal income"

N/A - Data Not Accessible



**ROCKY RIVER CITY SCHOOL DISTRICT  
CUYAHOGA COUNTY, OHIO**

PRINCIPAL EMPLOYERS  
CURRENT YEAR AND SIX YEARS AGO

<u>Employer</u>	<u>December 31, 2011</u>	
	<u>Employees</u>	<u>Percentage of Total City Employment per Number of Employees</u>
City of Rocky River	667	5.10%
Rocky River City School District	613	4.68%
Riser Foods Co.	265	2.03%
Westwood Country Club Co.	256	1.96%
Heinens Inc.	236	1.80%
CRS Marketing Services Inc.	236	1.80%
Cleveland Yachting Club Inc.	225	*
Marc Glassman Inc.	213	1.63%
Magnificat High School	197	1.51%
S A W Inc./ Heartworks Gallery	164	1.25%
J P Recovery Services, Inc.	164	1.25%
Group Management Services	155	1.18%
Total	<u>3,391</u>	<u>24.73%</u>
Total Number of Employees (1), (2)	<u>13,085</u>	

<u>Employer</u>	<u>December 31, 2005</u>	
	<u>Employees</u>	<u>Percentage of Total City Employment per Number of Employees</u>
City of Rocky River	679	3.89%
Rocky River City School District	601	3.45%
Normandy LTD	337	1.93%
Cuyahoga County Auditor	279	1.60%
Riser Foods	256	1.47%
Magnificat High School	201	1.15%
Premier Physicians Group	134	0.77%
Ultimate Warranty Corp.	64	0.37%
McDonald & Company Securities	46	0.26%
Dawson Insurance Inc.	28	0.16%
Total	<u>2,625</u>	<u>15.05%</u>
Total Number of Employees (1), (2)	<u>17,442</u>	

**Source:** City of Rocky River; City of Cleveland - Central Collection Agency (CCA).

\* Estimated number of employees based on previous filings with CCA

(1) Only includes employee count located within the City of Rocky River. Employment numbers for the portion of the Rocky River City School District located in the City of Fairview Park was not available.

(2) Total City employment based upon an estimate from the central collection agency on number of W-2's filed. Amount equals total at December 31, 2010 as total for December 31, 2011 was not available.

Note: Information for years earlier than 2005 is not available.

**ROCKY RIVER CITY SCHOOL DISTRICT  
CUYAHOGA COUNTY, OHIO**

STAFFING STATISTICS  
FULL TIME EQUIVALENTS (FTE) BY TYPE AND FUNCTION  
LAST TEN FISCAL YEARS

<u>Type</u>	<u>2012</u>	<u>2011</u>	<u>2010</u>	<u>2009</u>	<u>2008</u>	<u>2007</u>	<u>2006</u>	<u>2005</u>	<u>2004</u>	<u>2003</u>
Professional Staff:										
Teaching Staff:										
Elementary	25.58	26.00	26.60	27.50	26.25	28.00	27.75	28.10	28.10	28.10
Intermediate	33.24	33.67	33.27	33.27	31.52	31.27	32.76	34.57	34.82	33.94
Middle	36.12	36.12	37.67	37.82	38.20	37.40	37.16	37.53	38.35	38.45
High	54.15	51.78	52.43	52.28	52.73	51.13	50.93	50.78	49.93	49.93
Tutors	21.77	22.21	22.67	18.72	17.12	16.20	17.94	15.89	13.66	14.55
Others	3.50	2.50	1.50	0.00	0.00	2.00	2.00	2.00	2.00	2.00
Administration	18.45	18.00	17.00	16.00	16.00	16.00	16.00	16.00	16.00	16.00
Auxiliary Positions:										
Counselors	6.00	6.75	5.75	6.75	7.00	7.00	7.00	7.00	7.00	7.00
Speech	2.80	2.80	2.80	2.80	2.80	2.80	2.80	2.80	2.80	2.80
Mental Health Specialists	2.00	2.00 *	1.00 *	1.00 *	1.00 *	1.00 *	1.00 *	1.00 *	1.00 *	1.00
Occupational/PT	0.81	0.81 *	N/A *	N/A *	N/A *	N/A *	N/A *	N/A *	N/A *	N/A
Support Staff:										
Secretarial	29.78	30.62	30.62	30.04	30.70	30.40	30.20	29.20	30.20	29.20
Aides	18.37	18.76	19.10	19.57	20.47	21.80	20.12	19.40	18.80	19.61 *
Learning Assistants	1.94	1.94	1.94	1.94	3.89	4.96	6.86	6.73	7.68	5.76
Lunch and Hall Monitors/Security	6.75	6.20	6.00	6.19	6.19	7.11	5.31	5.20	4.90	4.90
Cooks/Food Service	4.52	4.52	4.74	4.52	5.35	5.91	5.88	4.60	5.10	4.66
Custodial	21.29	21.23	21.23	20.74	17.10	19.16	21.46	21.86	19.85	19.87
Maintenance	7.00	7.00	7.00	7.00	8.00	6.00	7.00	7.00	8.00	8.00
Bus Driver	11.10	11.97	12.07	14.07	12.20	11.67	12.58	10.77	11.83	11.89
Mechanics	2.00	2.00	2.00	2.00	2.00	2.00	2.00	2.00	2.00	2.00
Athletic Trainer	*	*	*	*	*	*	*	0.70	0.70	0.70
Other Central Support	0.80	1.00	0.50	1.50	1.17	1.17	1.17	1.17	1.17	1.17
<b>Total</b>	<b>307.97</b>	<b>307.88</b>	<b>305.89</b>	<b>303.71</b>	<b>299.69</b>	<b>302.98</b>	<b>307.92</b>	<b>304.30</b>	<b>303.89</b>	<b>301.53</b>
<b>Function</b>	<b>2012</b>	<b>2011</b>	<b>2010</b>	<b>2009</b>	<b>2008</b>	<b>2007</b>	<b>2006</b>	<b>2005</b>	<b>2004</b>	<b>2003</b>
Instruction:										
Regular	137.71	136.23	136.23	139.00	137.60	137.10	137.70	140.28	141.25	140.72
Special	50.53	50.72	50.10	49.35	50.31	49.39	48.18	47.83	48.28	46.07
Occupational	V **	**	**	**	**	**	**	**	**	**
Other	17.51	16.87	15.06	13.35	14.90	17.08	18.05	14.89	12.51	13.25
Support Services:										
Pupil	6.75	7.75	7.75	7.75	8.00	8.00	8.00	8.00	8.00	8.00
Instructional staff	12.00	12.00	12.00	12.00	12.00	12.00	12.00	12.00	12.00	12.00
Administration	19.25	18.80	18.80	17.80	17.80	17.80	18.00	18.00	18.00	18.00
Fiscal	4.00	4.28	4.40	4.00	4.00	4.00	4.20	4.20	4.20	4.20
Business	1.00	1.00	1.00	1.00	1.00	1.00	1.00	1.00	1.00	1.00
Operations and maintenance	30.29	30.23	30.23	28.74	25.10	27.16	30.46	30.86	29.85	29.87
Pupil transportation	17.41	18.28	18.38	18.38	16.76	15.67	16.58	14.77	15.83	15.89
Central	3.07	3.27	3.27	3.67	4.17	4.17	4.17	4.17	4.17	4.17
Food Service Operations	5.75	5.75	5.97	5.97	5.35	6.91	6.88	5.60	6.10	5.66
Extracurricular activities	2.70	2.70	2.70	2.70	2.70	2.70	2.70	2.70	2.70	2.70
<b>Total</b>	<b>307.97</b>	<b>307.88</b>	<b>305.89</b>	<b>303.71</b>	<b>299.69</b>	<b>302.98</b>	<b>307.92</b>	<b>304.30</b>	<b>303.89</b>	<b>301.53</b>

Source: School District records.

\* A portion of these services were contracted out to a third party in lieu of being provided by a staff member.

\*\* These services were contracted out through the Lakewood City School District as part of a career technical planning district that includes the Districts of Rocky River, Lakewood, Westlake and Bay Village.

N/A - Information Not Accessible.

THIS PAGE IS INTENTIONALLY LEFT BLANK

**ROCKY RIVER CITY SCHOOL DISTRICT  
CUYAHOGA COUNTY, OHIO**

**OPERATING INDICATORS BY FUNCTION  
LAST TEN FISCAL YEARS**

<b>Function</b>	<b>2012</b>	<b>2011</b>	<b>2010</b>	<b>2009</b>	<b>2008</b>	<b>2007</b>
<b>Instruction:</b>						
Regular, Special and Vocational						
Enrollment (students)	2,636	2,612	2,644	2,681	2,686	2,696
Graduation Count	229	229	210	244	211	229
Graduation Rate	99.13%	96.20%	98.60%	99.20%	99.10%	96.90%
Student attendance rate	96.50%	96.40%	96.30%	96.60%	96.50%	96.40%
<b>Support services:</b>						
Board of education						
Regular meetings per year (based on calendar year)	22	22	22	22	21	22
Special meetings per year (based on calendar year)	10	11	13	10	14	18
Administration						
Teacher attendance rate	96.50%	95.70%	95.30%	95.30%	95.50%	94.90%
Fiscal						
Nonpayroll checks issued	4,131	4,239	4,152	4,363	4,157	4,374
Payroll checks/direct deposits issued	10,941	10,958	10,079	10,926	10,836	10,771
Operations and maintenance						
Work orders completed	*	1,000	950	1,200	1,220	900
Square footage maintained	467,100	451,773	451,773	451,773	435,373	451,773
Pupil transportation						
Avg. students transported daily	1,116	1,110	1,116	1,179	1,230	1,455
Food service operations						
Meals served to students	** 77,879	82,408	90,338	104,621	104,800	110,719
Milk served to students	** 54,393	38,498	52,399	56,687	64,926	61,564
Percentage of students receiving free/reduced cost meals	12.78%	11.03%	11.53%	9.66%	7.55%	7.12%

**Source:** School District records.

\* In addition to processing these work orders, the facilities department processes numerous routine maintenance-type jobs as well as emergency requests that would not be tracked through a formal work order.

\*\* The District does not operate a lunch program for its two elementary buildings, but does serve milk to these students in these buildings.

<b>2006</b>	<b>2005</b>	<b>2004</b>	<b>2003</b>
2,640	2,623	2,598	2,575
186	199	202	190
98.00%	98.00%	95.30%	95.00%
96.60%	96.30%	96.50%	96.40%
22	22	22	22
6	4	7	5
95.40%	95.70%	95.90%	96.60%
4,533	5,369	5,279	5,468
10,891	11,305	11,013	10,850
1,100	1,100	1,100	1,100
435,373	435,373	435,373	435,373
1,366	1,497	1,549	1,525
112,953	109,467	106,170	98,199
60,888	60,797	59,270	58,251
12.45%	10.02%	8.95%	9.56%

**ROCKY RIVER CITY SCHOOL DISTRICT  
CUYAHOGA COUNTY, OHIO**

CAPITAL ASSET STATISTICS  
LAST TEN FISCAL YEARS

	<u>2012</u>	<u>2011</u>	<u>2010</u>	<u>2009 (1)</u>
Land	\$ 770,821	\$ 770,821	\$ 770,821	\$ 770,821
Construction in progress	18,357,047	4,572,353	292,550	-
Land improvements	1,163,807	1,192,029	1,240,900	1,275,515
Building/improvements	20,143,772	18,722,146	19,916,232	20,882,476
Furniture/equipment	1,635,959	1,076,685	1,042,833	1,077,834
Vehicles	<u>562,458</u>	<u>568,269</u>	<u>666,739</u>	<u>679,979</u>
Total Governmental Activities Capital Assets, net	<u>\$ 42,633,864</u>	<u>\$ 26,902,303</u>	<u>\$ 23,930,075</u>	<u>\$ 24,686,625</u>

**Source:** School District financial records.

**Note (1):** In fiscal year 2009, the District has reclassified all former business-type activities to governmental activities.

**Note:** The District implemented GASB Statement No. 34 in fiscal year 2001.

**Note:** Amounts above are presented net of accumulated depreciation.

<u>2008</u>	<u>2007</u>	<u>2006</u>	<u>2005</u>	<u>2004</u>	<u>2003</u>
\$ 722,230	\$ 722,230	\$ 722,230	\$ 722,230	\$ 722,230	\$ 722,230
-	-	-	-	108,213	-
1,297,873	1,588,029	1,698,598	1,711,678	920,719	969,461
21,870,716	23,561,292	24,879,954	30,093,136	31,415,477	32,183,211
785,235	839,466	653,439	1,044,361	883,709	885,349
598,938	295,675	379,697	531,159	599,027	452,940
<u>\$ 25,274,992</u>	<u>\$ 27,006,692</u>	<u>\$ 28,333,918</u>	<u>\$ 34,102,564</u>	<u>\$ 34,649,375</u>	<u>\$ 35,213,191</u>

**ROCKY RIVER CITY SCHOOL DISTRICT  
CUYAHOGA COUNTY, OHIO**

SCHOOL BUILDING INFORMATION  
LAST TEN FISCAL YEARS

	<u>2012</u>	<u>2011</u>	<u>2010</u>	<u>2009</u>	<u>2008</u>
Goldwood Elementary (1927)					
Square feet	55,070	55,070	55,070	55,070	55,070
Capacity (students)	588	588	588	588	588
Enrollment	579	546	561	563	558
Kensington Intermediate (1926)					
Square feet	72,600	71,720	71,720	71,720	71,720
Capacity (students)	610	596	596	596	596
Enrollment	582	556	575	584	588
Rocky River Middle School (2000)					
Square feet***	107,000	110,000	110,000	110,000	110,000
Capacity (students)	659	659	659	659	659
Enrollment	610	632	615	606	631
Rocky River High School (1950)					
Square feet	175,478	141,631	141,631	141,631	141,631
Capacity (students)	1,100	936	936	936	936
Enrollment	865	878	893	928	909
Beach Education Center (1930)					
Square feet	37,780	37,780	37,780	37,780	37,780
Capacity (students)	150	404	404	404	404
Enrollment	N/A	*	*	*	*
Wooster Road Elementary (1955)					
Square feet	19,172	19,172	19,172	19,172	19,172
Capacity (students)	0	205	205	205	205
Enrollment	**	**	**	**	**
Total Square Feet	467,100	435,373	435,373	435,373	435,373
Total Capacity	3,107	3,388	3,388	3,388	3,388
Total Enrollment	2,636	2,612	2,644	2,681	2,686

**Source:** School District records.

**Note:** Year of original construction is in parentheses. Any increases in square footage and capacity are the result of new construction, renovations and additions.

Capacity is expressed in the estimated number of students a building is equipped to handle and is subject to changes in federal, state or local standards and programming as well as modifications to physical building characteristics.

\* Only a small portion of this building was being utilized for pre-kindergarten special education students through the 2004-2005 school year. This program was moved to Goldwood Primary School of the 2005-2006 school year. A portion of this building was leased out to a private pre-school through the 2011-2012 school year, but that lease has terminated as of 6/30/12. As of July 2011, the majority of this building is being utilized as the District's Board of Education/Administrative Offices in place of the previous location which was demolished as part of the District's construction and renovation project that commenced in 2010.

\*\* This building has not been needed for pre-kindergarten through 12 educational purposes during the last 10 years and is currently being leased to the Cleveland Clinic Health System for use as a healthcare facility.

N/A - Data Not Available or Not Applicable



<b>2007</b>	<b>2006</b>	<b>2005</b>	<b>2004</b>	<b>2003</b>
55,070	55,070	55,070	55,070	55,070
588	588	588	588	588
568	559	519	514	543
71,720	71,720	71,720	71,720	71,720
596	596	596	596	596
577	566	591	603	597
110,000	110,000	110,000	110,000	110,000
659	659	659	659	659
643	626	640	623	602
141,631	141,631	141,631	141,631	141,631
936	936	936	936	936
908	889	844	827	795
37,780	37,780	37,780	37,780	37,780
404	404	404	404	404
*	*	29	31	38
19,172	19,172	19,172	19,172	19,172
205	205	205	205	205
**	**	**	**	**
435,373	435,373	435,373	435,373	435,373
3,388	3,388	3,388	3,388	3,388
2,696	2,640	2,623	2,598	2,575

**ROCKY RIVER CITY SCHOOL DISTRICT  
CUYAHOGA COUNTY, OHIO**

OPERATING STATISTICS  
LAST TEN FISCAL YEARS

Fiscal Year	General Government		Governmental Activities		Enrollment	Percent Change
	Expenditures (1)	Cost per pupil	Expenses (1)	Cost per pupil		
2012	\$ 52,381,736	\$ 19,872	\$ 36,095,348	\$ 13,693	2,636	0.92%
2011	40,686,029	15,577	38,456,045	14,723	2,612	-1.21%
2010	34,707,805	13,127	35,701,731	13,503	2,644	-1.38%
2009	34,069,468	12,708	35,136,993	13,106	2,681	-0.19%
2008	32,033,142	11,926	33,495,906	12,471	2,686	-0.37%
2007	30,271,801	11,228	31,527,500	11,694	2,696	2.12%
2006	28,434,728	10,771	29,571,949	11,201	2,640	0.65%
2005	30,751,403	11,724	30,848,117	11,761	2,623	0.96%
2004	28,210,549	10,859	29,054,984	11,184	2,598	0.89%
2003	25,608,776	9,945	27,011,865	10,490	2,575	2.30%
2002	23,852,262	9,476	25,324,173	10,061	2,517	2.40%

**Source:** District records

**Note:** In fiscal year 2009, the District has reclassified all former business-type activities to governmental activities.

(1) Debt Service totals have been excluded.

<b>Teaching Staff</b>	<b>Pupil/Teacher Ratio</b>	<b>Student Attendance Percentage</b>
170	15.51	96.50%
166	15.73	96.40%
166	15.93	96.30%
166	16.15	96.60%
162	16.58	96.50%
163	16.54	96.40%
165	16.00	96.60%
169	15.52	96.30%
162	16.04	96.50%
161	15.99	96.40%
161	15.63	96.30%

**ROCKY RIVER CITY SCHOOL DISTRICT  
CUYAHOGA COUNTY, OHIO**

CERTIFICATED TEACHING STAFF EDUCATION, EXPERIENCE AND AVERAGE SALARY INFORMATION  
LAST TEN FISCAL YEARS

	<u>2012</u>		<u>2011</u>		<u>2010</u>		<u>2009</u>	
Education								
<i>College Degree Attained (Number of Staff/% of Total)</i>								
Bachelor's Degree	9	5.29%	4	2.41%	6	3.61%	9	5.42%
Bachelor's Degree + 9 hours	6	3.53%	9	5.42%	9	5.42%	10	6.02%
Bachelor's Degree + 18 hours	16	9.41%	18	10.84%	21	12.65%	18	10.84%
Master's Degree	60	35.29%	55	33.13%	48	28.92%	49	29.52%
Master's Degree + 9 hours	25	14.71%	23	13.86%	27	16.27%	28	16.87%
Master's Degree + 18 hours	22	12.94%	21	12.65%	18	10.84%	16	9.64%
Master's Degree + 27 hours	10	5.88%	13	7.83%	14	8.43%	14	8.43%
Master's Degree + 36 hours	22	12.94%	23	13.86%	23	13.86%	22	13.25%
Total	170	100.00%	166	100.00%	166	100.00%	166	100.00%
Experience								
<i>Range of Years' Experience (Number of Staff/% of Total)</i>								
0 - 5	29	17.06%	17	10.24%	33	19.88%	26	15.66%
6 - 10	37	21.76%	34	20.48%	21	12.65%	29	17.47%
11 and over	104	61.18%	115	69.28%	112	67.47%	111	66.87%
Total	170	100.00%	166	100.00%	166	100.00%	166	100.00%
Average Teacher Salary	\$72,800		\$73,950		\$70,850		\$67,535	

**Source:** School District Records and Ohio Department of Education.

**Note:** Excludes administrators, tutors and other certificated personnel that are certified teachers under Ohio law.

2008		2007		2006		2005		2004		2003	
7	4.32%	8	4.91%	8	4.85%	11	6.51%	10	6.17%	19	11.80%
9	5.56%	13	7.98%	11	6.67%	10	5.92%	9	5.56%	7	4.35%
24	14.81%	16	9.82%	17	10.30%	18	10.65%	19	11.73%	24	14.91%
41	25.32%	47	28.82%	47	28.48%	52	30.77%	50	30.86%	50	31.06%
27	16.67%	26	15.95%	29	17.58%	24	14.20%	23	14.20%	23	14.29%
17	10.49%	16	9.82%	18	10.91%	18	10.65%	15	9.26%	9	5.59%
13	8.02%	13	7.98%	14	8.48%	15	8.88%	14	8.64%	12	7.45%
24	14.81%	24	14.72%	21	12.73%	21	12.43%	22	13.58%	17	10.56%
162	100.00%	163	100.00%	165	100.00%	169	100.00%	162	100.00%	161	100.00%
20	12.35%	20	12.27%	19	11.52%	26	15.38%	33	20.37%	45	27.95%
31	19.14%	33	20.25%	47	28.48%	46	27.22%	54	33.33%	42	26.09%
111	68.51%	110	67.48%	99	60.00%	97	57.40%	75	46.30%	74	45.96%
162	100.00%	163	100.00%	165	100.00%	169	100.00%	162	100.00%	161	100.00%
\$65,596		\$64,697		\$63,161		\$59,376		\$57,168		\$51,730	

THIS PAGE IS INTENTIONALLY LEFT BLANK



*Kejvi Janku*  
Grade 11

**ROCKY RIVER CITY SCHOOL DISTRICT**  
Cuyahoga County, Ohio

**This page intentionally left blank.**



# ROCKY RIVER CITY SCHOOL DISTRICT

Cuyahoga County, Ohio



*Evie Tsigas*  
Grade 7

**This page intentionally left blank.**



# Dave Yost • Auditor of State

ROCKY RIVER CITY SCHOOL DISTRICT

CUYAHOGA COUNTY

## CLERK'S CERTIFICATION

This is a true and correct copy of the report which is required to be filed in the Office of the Auditor of State pursuant to Section 117.26, Revised Code, and which is filed in Columbus, Ohio.

*Susan Babbitt*

CLERK OF THE BUREAU

CERTIFIED  
FEBRUARY 7, 2013