
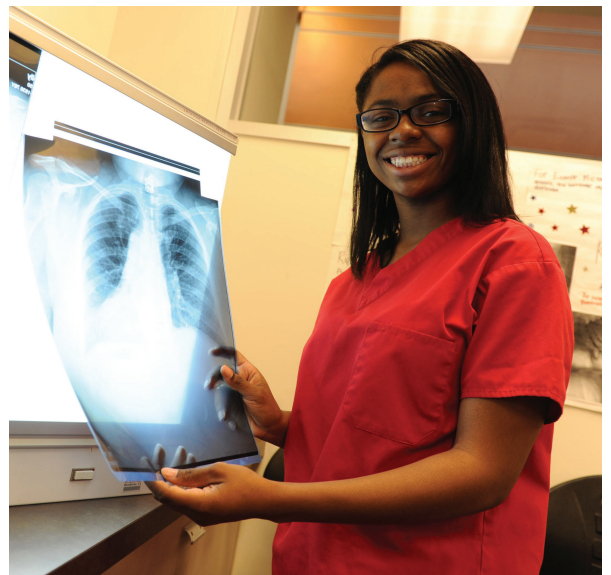


# Comprehensive Annual Financial Report

*...for the fiscal year ended June 30, 2013*

Great Oaks Institute of  
Technology and Career Development  
Cincinnati, Ohio







# Dave Yost • Auditor of State

Board of Directors  
Great Oaks Institute of Technology and Career Development  
3254 East Kemper Road  
Cincinnati, Ohio 45241

We have reviewed the *Independent Auditor's Report* of the Great Oaks Institute of Technology and Career Development, Hamilton County, prepared by Plattenburg & Associates, Inc., for the audit period July 1, 2012 through June 30, 2013. Based upon this review, we have accepted these reports in lieu of the audit required by Section 117.11, Revised Code. The Auditor of State did not audit the accompanying financial statements and, accordingly, we are unable to express, and do not express an opinion on them.

Our review was made in reference to the applicable sections of legislative criteria, as reflected by the Ohio Constitution, and the Revised Code, policies, procedures and guidelines of the Auditor of State, regulations and grant requirements. The Great Oaks Institute of Technology and Career Development is responsible for compliance with these laws and regulations.

A handwritten signature in black ink that reads "Dave Yost".

Dave Yost  
Auditor of State

December 6, 2013

**This page intentionally left blank.**

# **Great Oaks Institute of Technology and Career Development**

**Cincinnati, Ohio**

## **Comprehensive Annual Financial Report**

**For The Fiscal Year Ended June 30, 2013**

**Issued By  
The Executive Management Team**

**Dr. Roberta White  
President/CEO**

**Mr. Robert Giuffré  
Chief Financial Officer**

**Mr. Gary Gebhart  
Vice President of Business Operations**

**Mr. Steve Jackson  
Senior Vice President**

**Mr. Jon Quatman  
Vice President of Student Services**

**Dr. Michelle Means-Walker  
Vice President of Human Resources and  
Professional Development**

**THIS PAGE INTENTIONALLY LEFT BLANK**

---



**TABLE OF CONTENTS**

---

	<b>Page</b>
<b>INTRODUCTORY SECTION</b>	
Letter of Transmittal	vii
List of Principal Officials	xvi
Organizational Chart	xix
GFOA Certificate of Achievement for Excellence in Financial Reporting	xx
ASBO Certificate of Excellence in Financial Reporting	xxi
<b>FINANCIAL SECTION</b>	
Independent Auditor's Report	1
Management's Discussion and Analysis	4
Basic Financial Statements:	
Government-wide Financial Statements:	
Statement of Net Position	13
Statement of Activities	15
Fund Financial Statements:	
Balance Sheet - Governmental Funds	16
Reconciliation of Total Governmental Fund Balance to Net Position of Governmental Activities	17
Statement of Revenues, Expenditures and Changes in Fund Balance - Governmental Funds	18
Reconciliation of the Statement of Revenues, Expenditures, and Changes in Fund Balance of Governmental Funds to the Statement of Activities	19
Statement of Net Position - Proprietary Fund	20
Statement of Revenues, Expenses and Changes in Fund Net Position - Proprietary Fund	21
Statement of Cash Flows - Proprietary Fund	22
Statement of Fiduciary Assets and Liabilities - Fiduciary Fund	23
Notes to the Basic Financial Statements	24
Required Supplementary Information:	
Schedule of Revenues, Expenditures and Changes in Fund Balance	
Budget and Actual (Non-GAAP Budgetary Basis) - General Fund	48
Notes to the Required Supplementary Information	49
Combining Statements and Individual Fund Schedules:	
Nonmajor Governmental Funds	53
Combining Balance Sheet	54
Combining Statement of Revenues, Expenditures and Changes in Fund Balance	55
Nonmajor Special Revenue Funds	
Fund Descriptions	57
Combining Balance Sheet	58
Combining Statement of Revenues, Expenditures and Changes in Fund Balance	62

**TABLE OF CONTENTS**

---

	<b>Page</b>
Nonmajor Special Revenue Funds (continued)	
Schedule of Revenues, Expenditures and Changes in Fund Balance	
Budget and Actual (Non-GAAP Budgetary Basis):	
Food Services Fund	65
Other Grants Fund	66
Vocational Adult Education Fund	67
Public School Preschool Fund	68
Data Communication Fund	69
High Schools That Work Fund	70
Adult Basic Education & Literacy Fund	71
Resident Educator Grant Fund	72
Vocational Education Perkins Grant Fund	73
Improving Teacher Quality Grant Fund	74
Miscellaneous Federal Grants Fund	75
 Nonmajor Debt Service Fund	
Fund Description	76
Schedule of Revenues, Expenditures and Changes in Fund Balance	
Budget and Actual (Non-GAAP Budgetary Basis):	
Debt Service Fund	77
 Nonmajor Capital Project Funds	
Fund Descriptions	79
Combining Balance Sheet	80
Combining Statement of Revenues, Expenditures and Changes in Fund Balance	81
 Schedule of Revenues, Expenditures and Changes in Fund Balance	
Budget and Actual (Non-GAAP Budgetary Basis):	
Capital Projects Fund	82
Building Fund	83
 Other General Funds	
Fund Descriptions	84
Schedule of Revenues, Expenditures and Changes in Fund Balance	
Budget and Actual (Non-GAAP Budgetary Basis):	
Uniform School Supplies Fund	85
Public School Support Fund	86
District Managed Student Activity Fund	87
Child Care Services Fund	88
Flex Spending Plan Fund	89
 Nonmajor Fiduciary Funds	
Fund Descriptions	90
Statement of Changes in Assets and Liabilities	91



**TABLE OF CONTENTS**

---

	<u>Schedule</u>	<u>Page</u>
<b>STATISTICAL SECTION</b>		
Net Position by Component	1	94
Expenses, Program Revenues and Net (Expense)/Revenue	2	95
General Revenues and Total Change in Net Position	3	96
Governmental Funds - Fund Balances	4	97
Governmental Funds - Revenues	5	98
Governmental Funds - Expenditures and Debt Service Ratio	6	99
Governmental Funds - Other Financing Sources and Uses and Net Change in Fund Balances	7	100
Assessed and Estimated Actual Value of Taxable Property -- All Counties	8	101
Principal Property Tax Payers -- (Hamilton County)	9	102
Property Tax Levies and Collections -- All Counties	10	103
Outstanding Debt by Type	11	104
Legal Debt Margin Information	12	105
Demographic and Economic Statistics -- Hamilton County	13	106
Major Employers	14	107
Full-Time Equivalent District Employees by Type	15	108
Operating Statistics	16	109
School Building Information	17	110

**THIS PAGE INTENTIONALLY LEFT BLANK**

---



**Great Oaks Institute of Technology and Career Development**  
Cincinnati, Ohio

---

---

# Introductory Section

---

---





### District Office

3254 East Kemper Road  
Cincinnati, Ohio 45241-1581  
*Phone:* 513-771-8840  
*Fax:* 513-771-0660  
*Web:* [www.greatoaks.com](http://www.greatoaks.com)

October 30, 2013

Citizens on Behalf of the Board of Directors:

The Great Oaks Institute of Technology and Career Development is pleased to submit to you the twenty-third Comprehensive Annual Financial Report (CAFR) of the District. The report covers the fiscal year ended June 30, 2013. This CAFR includes financial statements and other financial and statistical data and conforms to accounting principles generally accepted in the United States of America as they apply to governmental entities. Accuracy of the data presented, as well as the completeness and fairness of the presentation, including all disclosures, are the responsibility of the District.

Generally Accepted Accounting Principles require that management provide a narrative introduction, overview and analysis to accompany the basic financial statements in the form of Management Discussion and Analysis (MD&A). This letter of transmittal is designed to complement the MD&A and should be read in conjunction with it. The Great Oaks Institute of Technology and Career Development's MD&A can be found immediately following the independent auditor's report.

This report will provide the taxpayers of the Great Oaks Institute of Technology and Career Development with comprehensive financial data in a format that will enable them to gain a true understanding of the financial affairs of the District. This report will be published on the Ohio Auditor's website and the district website ([www.greatoaks.com](http://www.greatoaks.com)). An announcement will be sent to area media, and hard copies provided on request.

It is the intent of the Great Oaks Institute of Technology and Career Development to improve financial reporting based on management experience and suggestions from those with expertise in the area of such reporting. Comments on this CAFR are respectfully solicited.

### **Great Oaks Institute of Technology and Career Development**

In the mid-1960's, Ohio established the system of joint vocational school districts to provide all public high school students with access to career-technical education programs that would prepare them for entry level jobs and/or postsecondary education upon high school graduation. While many comprehensive school districts had some career-technical programs in place, the creation of the joint vocational school districts – districts that would serve as the career-technical education department for several affiliated school districts – meant that students would have a wider range of programs available to them, and that this highly specialized education could be provided more efficiently and economically.

The first Great Oaks classes were offered at the Laurel Oaks campus in Wilmington in August 1972; the other three Great Oaks campuses—Diamond Oaks in western Hamilton County, Live Oaks in Milford, and Scarlet Oaks in Sharonville—opened a year later

Providing high school career-technical education is Great Oaks' primary function, but in addition, Great Oaks has established a strong tradition of cooperating with and responding to the needs of area employers, agencies dealing with economic and human resource development, and the community. As a result, various programs, services and facilities have evolved to fill those needs. In addition to offering over thirty career-technical program options for high school students, the District offers a wide range of full- and part-time courses for adults; an adult literacy program that provides services in our own facilities, in community locations and in the workplace; and customized assessment and training services for business and industry.

### **School Governance**

Great Oaks is governed by a thirty-five member board of directors representing city, local and exempted village school districts located in suburban and rural areas. Twenty-nine of the affiliated districts have direct representation through board members who are elected to their home board and appointed to serve on the Great Oaks board for a one-year term. Representation of the remaining seven districts is accomplished through members of the county boards of education. One-year terms of office notwithstanding, most members of the Great Oaks Board of Directors serve for several years.

### **The Reporting Entity and Services Provided**

The Great Oaks Institute of Technology and Career Development CAFR includes all funds, agencies, boards, commissions and authorities that are controlled by or dependent on the executive body, the Board of Directors. City, library and member schools' operations are not part of this report.

The Board of Directors serves as the taxing authority, contracting body and policy maker for the District. The Board adopts the annual operating budget and approves all expenditures of District monies.

The President/CEO is the chief administrative officer of the District, responsible for the total education and support operations. The CFO is the chief financial officer of the District, responsible for maintaining records of all financial matters, issuing warrants in payment of liabilities incurred by the District, acting as custodian of all District funds and investing idle funds as specified by Ohio Law. Other board appointed officials include the executive management team including the Senior Vice President, the Vice President of Performance and Outcomes, the Vice President of Human Resources, the Vice President of Property and Assets, Deans and Directors of various educational and support services and career-technical supervisors.

The District provides a wide range of instruction and support services as mandated by state statute or public desires. The instruction provided by the District includes the activities dealing directly with the teaching of pupils and the interaction between teacher and pupils. Support services are essential to complete the education process. These services include administrative, technical (such as guidance and health), and to a lesser degree, community services. Proprietary fund types are limited to the internal service fund the District uses for workers compensation self-insurance.

#### ***Other Advisory Bodies:***

##### Great Oaks Council of Technology and Career Development

The Great Oaks Council of Technology and Career Development is charged with providing advice and guidance in these areas:

- Developing and expanding activities;
- Updating the programs and services offered by Great Oaks;
- Maintaining the quality of the overall program;
- Promoting the District.

##### Business Partnership Councils

A Business Partnership Council was established at each operational center during FY '99 to better serve local workforce development needs. Each council assists in studying, evaluating, advising and recommending the total program at the center it serves. Representatives from business, industry, labor, local government, agencies, affiliated school districts and the community serve as members of these councils. One member from each council serves as a representative to the Great Oaks Council of Technology and Career Development. Each of the councils has been actively involved in promoting the operational centers in the local community.

## **Accreditation**

The Great Oaks Institute of Technology and Career Development has been very aggressive in seeking accreditation from a wide variety of organizations with the highest standards. The accreditation process ensures quality programming because it allows the district and the specific division seeking accreditation to benchmark current practices and determine where there is room for improvement. Great Oaks is accredited by:

- Air Conditioning and Refrigeration Institute (ARI)
- American Culinary Federation (ACF)
- Automotive Service Excellence (ASE)
- CARF (The Rehabilitation Accreditation Commission)
- National Board on Fire Service Professional Qualifications (NBFSPQ)
- National Center for Construction Education and Research (NCCER)
- The National League for Nursing (NLN)
- North Central Association Commission on Accreditation and School Improvement /AdvancEd (NCA CASI)

## **Economic Conditions and Outlook**

Great Oaks serves all or part of twelve counties and thirty-six school districts in southwest Ohio and as a result of this Great Oaks is less vulnerable to sudden shifts in revenue due to economic development moving from the immediate area.

The Greater Cincinnati Chamber of Commerce (Cincinnati USA Regional Chamber) provides valuable current and historic regional economic information relevant to Great Oaks' areas of operation at the following link: <http://www.cincinnati-chamber.com>.

## ***Employment***

Job recovery in the greater Cincinnati region has outpaced many other regions. Total employment increased by 1.7% in 2012; Cincinnati's labor market has recovered to 97.4% of pre-recession jobs, a deficit of approximately 27,600 jobs compared to 96.9% nationally. In 2013, growth is expected to be slightly faster at 1.9% for a net increase of more than 19,100 jobs—although the rate of growth will vary across industry sectors.

## ***Property Values***

The real estate market in greater Cincinnati shows signs, with both residential and commercial sales increasing. However, there is still progress to be made before reaching pre-recession property value levels. Taxable values in many areas were adjusted downward 10% or more since 2009, which impacts current and future property tax collections.

## ***Residential Property***

Residential property sales in Hamilton, Butler, Warren and Clermont counties were up 16.8% over the previous year—the highest number of sales in five years. The average sale price was up about 2.1% to \$171,076 in August 2012, compared to \$167, 587 in August 2011. Growth in the residential real estate market is likely to continue, a combination of pent-up demand, employment growth, and low mortgage interest rates.

## ***Non-residential Property***

The commercial real estate market is improving, though the market is expected to remain oversupplied for several years. According to the commercial real estate services firm Cassidy Turley, the industrial sector will not reach equilibrium before 2013, the office sector by the end of 2014, and the retail sector in 2015.

## ***Economic Summary***

The Cincinnati USA Economic Advisory Committee’s consensus forecast in the Economic Outlook 2013 is for continued slow recovery, with the labor market nearing full recovery by the end of 2014.

## **Strategic Plan**

The Great Oaks Strategic Plan provides the framework for developing all district initiatives. Components of the Strategic Plan, which was reviewed and revised during the summer of 2009, include:

### **Great Oaks Mission:**

- We will provide quality career and technical education programs and services.

### **Great Oaks Vision:**

- We will ensure the career and academic success of each individual learner.
- We will be vital to the educational and economic growth of our communities.
- We will be recognized as the leader in career and technical education.

### **Great Oaks Core Values:**

- Truth
- Trust
- Respect
- Quality
- Equity



**Great Oaks Goals:**

1. Prepare and support each learner to successfully enter, compete, and advance in his/her career path.
2. Actively collaborate with affiliate schools and post-secondary institutions to champion student learning and to promote economic development.
3. Promote a culture of professionalism and professional learning to ensure success for each and every learner.
4. Develop, implement, and monitor a facilities plan that supports a quality-learning environment for all learners and serves as a source of pride and resource for the larger community.

**Major District Initiatives for FY 2013**

Development of Student Learning Objectives: Valid assessments of student work are essential, and Great Oaks undertook a project to study, revamp, and strengthen classroom and organizational assessments. Because many of these measures are determined statewide, Great Oaks has been an Ohio leader in working with policy makers and career-technical educators to ensure that these measurements are based on data that will offer meaningful information for growth. To this end, Great Oaks convened a group of five career-technical school districts, which met over four months to advance a statewide process for developing Student Learning Objectives (SLOs). This collaboration culminated in a workshop for 185 Ohio educators. This work will continue in 2013-2014 as instructors develop SLOs for their programs.

Teacher Evaluation: A strong teacher evaluation system is integral to better measures of student success and a new compensation system—two current Great Oaks initiatives. Throughout the 2012-2013 year, Great Oaks administrators and staff studied the Marzano method of teacher evaluation, and have introduced it to instructors. Early feedback has been positive, with such comments from instructors as “This is the most professional discussion I have ever had about my instruction” and “Because the criteria are so clear, both my evaluator and I arrived at the same score.”

Program Share Model for Adult Education: After months of discussion and planning, Great Oaks and Southern State Community College launched a joint program to offer an associate degree in Aviation Maintenance at the Laurel Oaks campus. This program combines the lab, curriculum, and instruction that Great Oaks had used for its own adult Aviation program with the academic and engineering courses of Southern State, allowing students to earn both FAA industry credentials and a college degree. The program keeps students together in a single cohort throughout the process, which is intended to improve retention (an issue that plagues two-year college programs). In the first year, the retention rate was 87%.

## 2012-2013 Career-Technical Planning District Report Card

In 2013, the Ohio Department of Education issued the first annual Report Card for Career-Technical Planning Districts (CTPDs) and Joint Vocational School District (JVSDs). This Report gives letter grades in three areas for the graduating class of 2011 and five year graduation rate for the class of 2010, and also provides the community with an accounting of performance measures as required by the U.S. Department of Education for FY 12. Results for the CTPD and JVSD which includes Great Oaks:

	<u>CTPD</u>	<u>JVSD</u>
Students graduated in 4 years:	95.3% Grade: A	95.1% Grade: A
Students graduated in 5 years:	94.3% Grade: B	93.7% Grade: B
Post-program placement:	91.2% Grade: A	90.6% Grade: A
Industry credentials:	55.5%	61.6%
Technical skill attainment:	73.7%	74.2%
Dual enrollment:	79.4%	86.2%

### Federal Performance Measures:

Academic attainment—reading:	93.7%	Target: Met
Academic attainment—math:	92.5%	Target: Met
Technical Skill attainment:	73.7%	Target: Met
Single year graduation rate:	98.8%	Target: Met
Nontraditional participation:	31.2%	Target: Met
Nontraditional completion:	23.7%	Target: Met

**Program Additions at the Campuses:** Based on industry demand and student interest, the following workforce development and academic courses/programs have been added to the high school curriculum for the 2012-2013 school year:

- Lodging and Hospitality Management (Scarlet)

**Satellite Programs:** Great Oaks works in partnership with the affiliated school districts to provide on-site programs that serve local needs. For 2012-2013, additions include:

- Gateway to Technology (Amelia Middle School)
- Gateway to Technology (Finneytown Middle School)
- Gateway to Technology (Indian Hill Middle School)
- Project Lead The Way (Finneytown High School)
- Project Lead The Way (Indian Hill High School)
- Teaching Professions (Anderson High School)
- Teaching Professions (Turpin High School)
- Information Technology (Glen Este Middle School)

**Program Disinvestment:** Programs that were disinvested as of the close of the 2011-2012 school year include:

- Business Management (Anderson High School)
- Family and Consumer Sciences (East Clinton High School)
- Information Technology (Indian Hill High School)
- Information Technology (Clinton Massie High School)
- Information Technology (Glen Este High School)
- Technology Education (Taylor High School)
- Hotel Operations (Scarlet)

### **Legal Compliance/Independent Audit**

The financial statements of the Great Oaks Institute of Technology and Career Development have been audited by the firm of Plattenburg and Associates, Inc. The audit has been conducted in accordance with auditing standards generally accepted in the United States of America including a review of internal accounting controls and tests of compliance with Federal and State laws and regulations. The Independent Auditor's Report is included in the Comprehensive Annual Financial Report.

Also, in accordance with *Government Auditing Standards*, the auditors have issued a separately bound report on the Great Oaks Institute of Technology and Career Development's internal control over financial reporting and on compliance and other matters. That report is an integral part of an audit performed in accordance with *Government Auditing Standards* and should be read in conjunction with this report in considering the results of the audit.

### **Certificate of Achievement**

The Government Finance Officers Association (GFOA) awarded a Certificate of Achievement for Excellence in Financial Reporting to The Great Oaks Institute of Technology and Career Development for the year ending June 30, 2012. In order to be awarded a Certificate of Achievement, a governmental unit must publish a Comprehensive Annual Financial Report whose contents and format conform to program standards. A Certificate of Achievement is valid for a period of one year only. We believe our current report continues to conform to the Certificate of Achievement program requirements, and we are submitting it to the GFOA to determine its eligibility for another certificate.

### **ASBO Certificate**

The Association of School Business Officials International (ASBO) awarded a Certificate of Excellence in Financial Reporting to The Great Oaks Institute of Technology and Career Development for the year ending June 30, 2012. In order to be awarded a Certificate of Excellence in Financial Reporting, a political subdivision must publish a Comprehensive Annual Financial Report which substantially conforms to the principles and standards of financial reporting as recommended and adopted by the Association of School Business Officials. The award is granted only after an intensive review of the financial report by an expert panel of

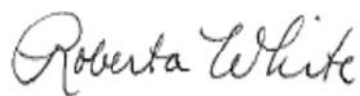
certified public accountants and practicing school business officials. Management believes the Comprehensive Annual Financial Report for fiscal year ended June 30, 2013, which will be submitted to ASBO for review, will conform to ASBO's principles and standards.

### **Acknowledgments**

It is with great pride and pleasure that we submit this Comprehensive Annual Financial Report for review and wish to express appreciation to the members of the Board of Directors for supporting us in this endeavor and to the staff of the business office and various administrators and associates of the Great Oaks Institute of Technology and Career Development who contributed their time and effort to complete this project.

A final thanks to the District's external auditors, Plattenburg & Associates, Inc., for their effort in assisting with this report.

Sincerely,

A handwritten signature in cursive script that reads "Roberta White".

Dr. Roberta White  
President/CEO

A handwritten signature in cursive script that reads "Robert Giuffré".

Robert Giuffré  
CFO

**Great Oaks Institute of Technology and Career Development**  
**List of Principal Officials**  
**June 30, 2013**

***Board of Directors***

---

Sue Steele, Chair  
Goshen Local School District

Ron Friend, Vice Chair  
Fairfield Local School District

Marilee Broscheid	Hamilton County Educational Service Center
Mark Chrisman	Washington Courthouse
Marianne Culbertson	Mason City School District
Robert Dawson	Miami Trace Local School District
Carole Ellis	Mt. Healthy School District
Cindy Emmert	Winton Woods City School District
Mark Ewing	Batavia Local School District
William Ferguson	Hamilton County Educational Service Center
Mark Garen	East Clinton School District
Terry Gibson	Lockland School District
Ronald Harmon	North College Hill City School District
Sarah Horsley	Norwood City School District
Fred Hunt	Hamilton County Educational Service Center
Tawana Keels	Princeton City School District

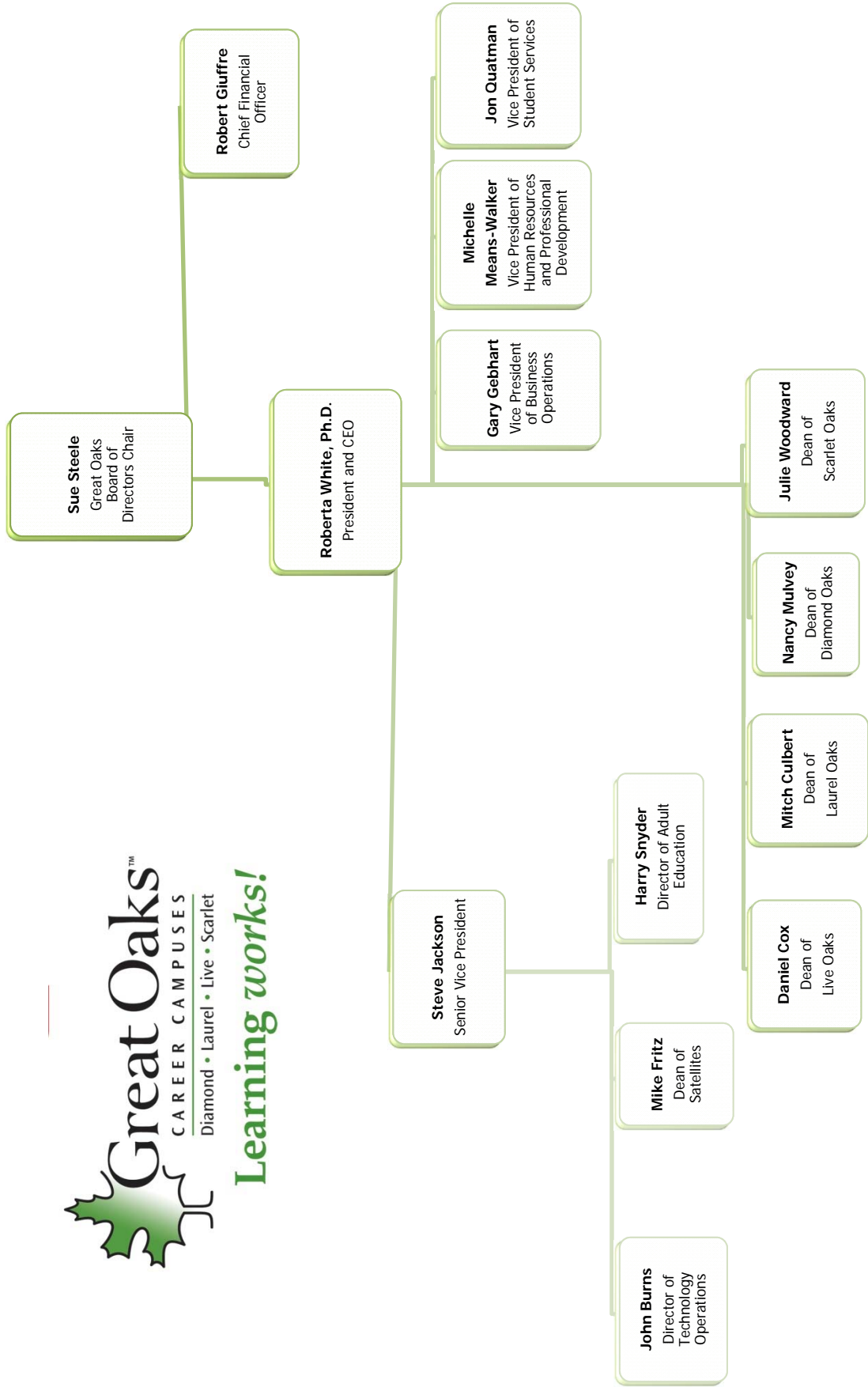
Rod Lane	Southern Ohio Educational Service Center
Todd Levy	Wyoming City School District
Danny Long	Greenfield Exempted School District
Dr. Kathryn Lorenz	Loveland City School District
Stanley Markey	Lynchburg-Clay Local School District
Kenneth Memke	Hamilton County Educational Service Center
Barbara Parry	Hamilton County Educational Service Center
Jim Perdue	Reading City School District
Dave Pennington	Clermont Northeastern
Beverly Rhoads	Hillsboro City School District
Ken Richter	Sycamore Community School District
Steven Rutemueller	St. Bernard –Elmwood Place City School District
Tim Sharp	Indian Hill Exempted Village School District
Denise Smith	West Clermont Local School District
Steve Smith	Deer Park Community School District
J.B. Stamper	Wilmington City School District
Dr. Catherine Swami	Maderia City School District
Ken White	Mariemont City School District
David Yockey	Milford Exempted Village School District

***District Administration***

---

Dr. Roberta White	President and CEO
Steve Jackson	Senior Vice President
Gary Gebhart	Vice President of Business Operations
Dr. Michelle Means-Walker	Vice President of Human Resources and Professional Development
Jon Quatman	Vice President of Student Services
Robert Giuffré	Chief Financial Officer

# Great Oaks Career Campuses







Government Finance Officers Association

**Certificate of  
Achievement  
for Excellence  
in Financial  
Reporting**

Presented to

**Great Oaks Institute  
of Technology and Career  
Development, Ohio**

For its Comprehensive Annual  
Financial Report  
for the Fiscal Year Ended

**June 30, 2012**

Executive Director/CEO

# Association of School Business Officials International



*The Certificate of Excellence in Financial Reporting Award  
is presented to*

## Great Oaks Institute of Technology and Career Development, Ohio

*For Its Comprehensive Annual Financial Report (CAFR)  
For the Fiscal Year Ended June 30, 2012*

The CAFR has been reviewed and met or exceeded  
ASBO International's Certificate of Excellence standards



A handwritten signature in black ink, reading 'Ron McCulley', written over a horizontal line.

Ron McCulley, CPPB, RSBO  
President

A handwritten signature in black ink, reading 'John D. Musso', written over a horizontal line.

John D. Musso, CAE, RSBA  
Executive Director

**THIS PAGE INTENTIONALLY LEFT BLANK**

---



Great Oaks Institute of Technology and Career Development  
Cincinnati, Ohio

---

---

# Financial Section

---

---



**INDEPENDENT AUDITOR'S REPORT**

Board of Directors  
Great Oaks Institute of Technology and Career Development  
3254 East Kemper Road  
Cincinnati, Ohio 45241

**Report on the Financial Statements**

We have audited the accompanying financial statements of the governmental activities, each major fund, and the aggregate remaining fund information of the Great Oaks Institute of Technology and Career Development (the District) as of and for the year ended June 30, 2013, and the related notes to the financial statements, which collectively comprise the District's basic financial statements as listed in the table of contents.

**Management's Responsibility for the Financial Statements**

Management is responsible for the preparation and fair presentation of these financial statements in accordance with accounting principles generally accepted in the United States of America; this includes the design, implementation, and maintenance of internal control relevant to the preparation and fair presentation of financial statements that are free from material misstatement, whether due to fraud or error.

**Auditor's Responsibility**

Our responsibility is to express opinions on these financial statements based on our audit. We conducted our audit in accordance with auditing standards generally accepted in the United States of America and the standards applicable to financial audits contained in *Government Auditing Standards*, issued by the Comptroller General of the United States. Those standards require that we plan and perform the audit to obtain reasonable assurance about whether the financial statements are free from material misstatement.

An audit involves performing procedures to obtain audit evidence about the amounts and disclosures in the financial statements. The procedures selected depend on the auditor's judgment, including the assessment of the risks of material misstatement of the financial statements, whether due to fraud or error. In making those risk assessments, the auditor considers internal control relevant to the entity's preparation and fair presentation of the financial statements in order to design audit procedures that are appropriate in the circumstances, but not for the purpose of expressing an opinion on the effectiveness of the entity's internal control. Accordingly, we express no such opinion. An audit also includes evaluating the appropriateness of accounting policies used and the reasonableness of significant accounting estimates made by management, as well as evaluating the overall presentation of the financial statements.

We believe that the audit evidence we have obtained is sufficient and appropriate to provide a basis for our audit opinions.

## **Opinions**

In our opinion, the financial statements referred to previously present fairly, in all material respects, the respective financial position of the governmental activities, each major fund, and the aggregate remaining fund information of the District, as of June 30, 2013, and the respective changes in financial position and, where applicable, cash flows, thereof for the year then ended in accordance with accounting principles generally accepted in the United States of America.

## **Other Matters**

### *Required Supplementary Information*

Accounting principles generally accepted in the United States of America require that the management's discussion and analysis and budgetary comparison information listed in the table of contents be presented to supplement the basic financial statements. Such information, although not a part of the basic financial statements, is required by the Governmental Accounting Standards Board who considers it to be an essential part of financial reporting for placing the basic financial statements in an appropriate operational, economic, or historical context. We have applied certain limited procedures to the required supplementary information in accordance with auditing standards generally accepted in the United States of America, which consisted of inquiries of management about the methods of preparing the information and comparing the information for consistency with management's responses to our inquiries, the basic financial statements, and other knowledge we obtained during our audit of the basic financial statements. We do not express an opinion or provide any assurance on the information because the limited procedures do not provide us with sufficient evidence to express an opinion or provide any assurance.

### *Supplementary and Other Information*

Our audit was conducted for the purpose of forming opinions on the financial statements that collectively comprise the District's basic financial statements. The introductory section, combining and individual nonmajor fund financial statements and schedules and statistical section, are presented for purposes of additional analysis and are not a required part of the basic financial statements.

The combining and individual nonmajor fund financial statements and schedules are the responsibility of management and were derived from and relate directly to the underlying accounting and other records used to prepare the basic financial statements. Such information has been subjected to the auditing procedures applied in the audit of the basic financial statements and certain additional procedures, including comparing and reconciling such information directly to the underlying accounting and other records used to prepare the basic financial statements or to the basic financial statements themselves, and other additional procedures in accordance with auditing standards generally accepted in the United States of America. In our opinion, the combining and individual nonmajor fund financial statements and schedules are fairly stated in all material respects in relation to the basic financial statements as a whole.

The introductory and statistical sections have not been subjected to the auditing procedures applied in the audit of the basic financial statements and, accordingly, we do not express an opinion or provide any assurance on them.

**Other Reporting Required by *Government Auditing Standards***

In accordance with *Government Auditing Standards*, we have also issued our report dated October 30, 2013, on our consideration of the District's internal control over financial reporting and our tests of its compliance with certain provisions of laws, regulations, contracts, and grant agreements and other matters. The purpose of that report is to describe the scope of our testing of internal control over financial reporting and compliance and the results of that testing, and not to provide an opinion on internal control over financial reporting or on compliance. That report is an integral part of an audit performed in accordance with *Government Auditing Standards* in considering the District's internal control over financial reporting and compliance.

*Plattenburg & Associates, Inc.*

Plattenburg & Associates, Inc.  
Cincinnati, Ohio  
October 30, 2013

**Great Oaks Institute of Technology and Career Development  
Management's Discussion and Analysis  
For the Fiscal Year Ended June 30, 2013  
(Unaudited)**

---

The discussion and analysis of Great Oaks Institute of Technology and Career Development's financial performance provides an overall review of the District's financial activities for the fiscal year ended June 30, 2013. The intent of this discussion and analysis is to look at the District's financial performance as a whole; readers should also review the transmittal letter, notes to the basic financial statements and financial statements to enhance their understanding of the District's performance.

**Financial Highlights**

Key financial highlights for 2013 are as follows:

- Net Position of governmental activities increased \$76,066 which represents a 0.1% increase from 2012.
- General revenues accounted for \$57,398,107 in revenue or 86% of all revenues. Program specific revenues in the form of charges for services and sales, grants and contributions accounted for \$9,192,526 or 14% of total revenues of \$66,590,633.
- The District had \$66,514,567 in expenses related to governmental activities; \$9,192,526 of these expenses were offset by program specific charges for services, grants or contributions. General revenues of \$57,398,107 were also used to provide for these programs.

**Overview of the Financial Statements**

This annual report consists of a series of financial statements and notes to those statements. These statements are organized so the reader can understand the District as a financial whole, an entire operating entity. The statements then proceed to provide an increasingly detailed look at specific financial activities.

The *Statement of Net Position* and *Statement of Activities* provide information about the activities of the whole District, presenting both an aggregate view of the District's finances and a longer-term view of those finances. Fund financial statements provide the next level of detail. For governmental funds, these statements tell how services were financed in the short-term as well as what remains for future spending. The fund financial statements also look at the District's most significant funds with all other nonmajor funds presented in total in one column. The General Fund was the only major fund of the District.

**Government-wide Financial Statements**

The government-wide financial statements are designed to provide readers with a broad overview of Great Oaks' finances in a manner similar to a private-sector business. These statements include *all assets* and *liabilities* using the accrual basis of accounting similar to the accounting used by most private-sector companies. This basis of accounting takes into account all of the current year's revenues and expenses regardless of when cash is received or paid.



**Great Oaks Institute of Technology and Career Development  
Management's Discussion and Analysis  
For the Fiscal Year Ended June 30, 2013  
(Unaudited)**

---

These two statements report the District's *net position* and changes in the net position. This change in net position is important because it tells the reader that, for the District as a whole, the financial position has improved or diminished. The causes of this change may be the result of many factors, both financial and non-financial. Non-financial factors include the District's property tax base, current property tax laws in Ohio restricting revenue growth, facility conditions, required educational programs and other factors.

In the Government-wide Financial Statements, the overall financial position of the District is presented in the following manner:

- Governmental Activities – Most of the District's programs and services are reported here including instruction, support services, operation of non-instructional services, extracurricular activities and interest and fiscal charges.

**Fund Financial Statements**

The analysis of the District's major funds begins on the balance sheet. Fund financial reports provide detailed information about the District's major funds. The District uses many funds to account for a multitude of financial transactions. However, these fund financial statements focus on the District's most significant funds.

**Governmental Funds** Most of the District's activities are reported in governmental funds, which focus on how money flows into and out of those funds and the balances left at year-end available for spending in future periods. These funds are reported using an accounting method called *modified accrual* accounting, which measures cash and all other *financial assets* that can readily be converted to cash. The governmental fund statements provide a detailed *short-term view* of the District's general government operations and the basic services it provides. Governmental fund information helps you determine whether there are more or fewer financial resources that can be spent in the near future to finance educational programs. The relationship (or differences) between governmental *activities* (reported in the Statement of Net Position and the Statement of Activities) and governmental *funds* is reconciled in the financial statements.

**Fiduciary Funds** Fiduciary Funds are used to account for resources held for the benefits of parties outside the government. Fiduciary Funds are not reflected in the government-wide financial statements because the resources of those funds are not available to support the District's own programs.

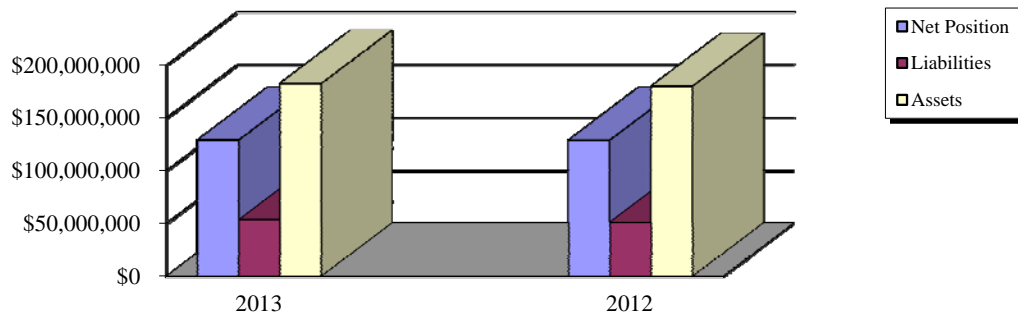
**The District as a Whole**

As stated previously, the Statement of Net position looks at the District as a whole. Table 1 provides a summary of the District's net position for fiscal year 2013 compared to fiscal year 2012:

**Great Oaks Institute of Technology and Career Development  
Management's Discussion and Analysis  
For the Fiscal Year Ended June 30, 2013  
(Unaudited)**

**Table 1  
Net Position**

	Governmental Activities	
	2013	2012
<b>Assets:</b>		
Current and Other Assets	\$75,162,705	\$71,817,992
Capital Assets	107,467,492	108,134,353
<b>Total Assets</b>	<b>182,630,197</b>	<b>179,952,345</b>
<b>Liabilities:</b>		
Long-Term Liabilities	20,370,287	21,795,880
Other Liabilities	33,242,624	29,215,245
<b>Total Liabilities</b>	<b>53,612,911</b>	<b>51,011,125</b>
Net Investment in Capital Assets	91,102,941	90,396,415
Restricted	439,563	287,911
Unrestricted	37,474,782	38,256,894
<b>Total Net Position</b>	<b>\$129,017,286</b>	<b>\$128,941,220</b>



Over time, net position can serve as a useful indicator of a government's financial position. At June 30, 2013, the District's assets exceeded liabilities by \$129,017,286.

At year-end, capital assets represented \$107,467,492 of total assets. Capital assets include land, construction in progress, land improvements, buildings and improvements, equipment and vehicles. Capital assets, net of related debt to acquire the assets at June 30, 2013, was \$91,102,941. These capital assets are used to provide services to the students and are not available for future spending. Although the District's investment in capital assets is reported net of related debt, it should be noted that the resources to repay the debt must be provided from other sources, since capital assets may not be used to liquidate these liabilities.

**Great Oaks Institute of Technology and Career Development  
Management's Discussion and Analysis  
For the Fiscal Year Ended June 30, 2013  
(Unaudited)**

---

A portion of the District's net position, \$439,563 represents resources that are subject to external restriction on how they must be used. The external restriction will not affect the availability of fund resources for future use.

Current and Other Assets increased mainly due to an increase in property taxes receivable. Other Liabilities increased mainly due to an increase in unearned revenue, which was mainly due to the corresponding increase in property taxes receivable.

Table 2 shows the changes in net position for fiscal years 2013 and 2012.

***This space is intentionally left blank***

**Great Oaks Institute of Technology and Career Development  
Management's Discussion and Analysis  
For the Fiscal Year Ended June 30, 2013  
(Unaudited)**

**Table 2  
Changes in Net Position**

	Governmental Activities	
	2013	2012
Revenues:		
Program Revenues:		
Charges for Services	\$4,723,881	\$4,729,158
Operating Grants, Contributions	4,468,645	4,542,074
General Revenues:		
Property Taxes	35,116,672	34,641,281
Grants and Entitlements	20,611,783	21,517,807
Other	1,669,652	1,643,008
Total Revenues	<u>66,590,633</u>	<u>67,073,328</u>
Program Expenses:		
Instruction	37,301,526	41,090,514
Support Services:		
Pupil and Instructional Staff	7,907,369	6,264,922
School Administrative, General Administration, Fiscal and Business	6,480,222	7,490,437
Operations and Maintenance	6,983,410	7,940,687
Pupil Transportation	715,515	546,461
Central	5,044,525	5,298,381
Operation of Non-Instructional Services	1,575,549	1,333,706
Extracurricular Activities	6,831	2,616
Interest and Fiscal Charges	499,620	471,745
Total Program Expenses	<u>66,514,567</u>	<u>70,439,469</u>
Change in Net Position	76,066	(3,366,141)
Net Position Beginning of Year	<u>\$128,941,220</u>	<u>\$132,307,361</u>
Net Position End of Year	<u>\$129,017,286</u>	<u>\$128,941,220</u>

**Great Oaks Institute of Technology and Career Development  
Management's Discussion and Analysis  
For the Fiscal Year Ended June 30, 2013  
(Unaudited)**

---

The District revenues are mainly from two sources. Property taxes levied for general purposes and grants and entitlements comprised 84% of the District's revenues for governmental activities.

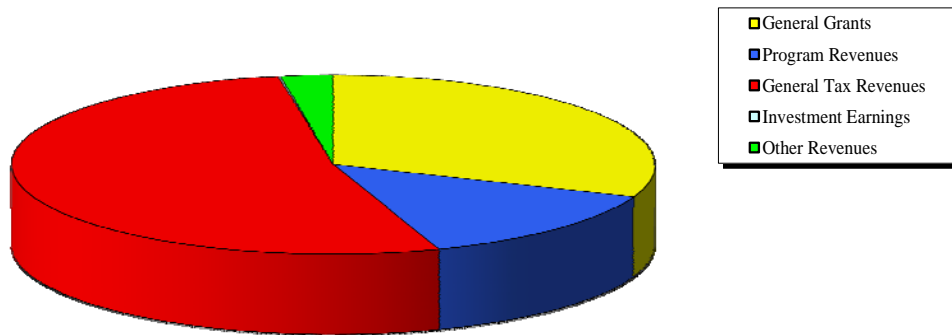
The District depends greatly on property taxes as a revenue source. The unique nature of property taxes in Ohio creates the need to routinely seek voter approval for operating funds. The overall revenues generated by a levy will not increase solely as a result of inflation.

Property taxes made up 53% of revenue for governmental activities for the District in fiscal year 2013.

**Governmental Activities  
Revenue Sources**

---

		<u>Percentage</u>
General Grants	\$20,611,783	30.95%
Program Revenues	9,192,526	13.80%
General Tax Revenues	35,116,672	52.74%
Investment Earnings	(76,007)	-0.11%
Other Revenues	<u>1,745,659</u>	<u>2.62%</u>
Total Revenue Sources	<u><u>\$66,590,633</u></u>	<u><u>100.00%</u></u>



Instruction comprises 56.1% of governmental program expenses. Support services expenses were 40.8% of governmental program expenses. All other program expenses including interest expense were 3.1%. Interest expense was attributable to the outstanding bond and borrowing for capital projects.

Grants and Entitlements decreased mainly due to the continuing decline of the tangible personal property tax loss. Instruction expenses decreased over the prior year due to the District's ongoing effort to cut costs throughout the District. Operation and Maintenance decreased mainly due to a decrease in the amount of repairs throughout the District.

**Governmental Activities**

The Statement of Activities shows the cost of program services and the charges for services and grants offsetting those services. Table 3 shows, for government activities, the total cost of services and the net cost of services. That is, it identifies the cost of these services supported by tax revenue and unrestricted State entitlements.

**Great Oaks Institute of Technology and Career Development  
Management's Discussion and Analysis  
For the Fiscal Year Ended June 30, 2013  
(Unaudited)**

**Table 3  
Governmental Activities**

	Total Cost of Services		Net Cost of Services	
	2013	2012	2013	2012
Instruction	\$37,301,526	\$41,090,514	(\$31,216,512)	(\$34,389,454)
Support Services:				
Pupil and Instructional Staff	7,907,369	6,264,922	(6,208,616)	(4,904,797)
School Administrative, General Administration, Fiscal and Business	6,480,222	7,490,437	(6,364,044)	(7,357,277)
Operations and Maintenance	6,983,410	7,940,687	(6,767,223)	(7,940,687)
Pupil Transportation	715,515	546,461	(715,515)	(546,461)
Central	5,044,525	5,298,381	(5,009,921)	(5,271,410)
Operation of Non-Instructional Services	1,575,549	1,333,706	(533,759)	(283,790)
Extracurricular Activities	6,831	2,616	(6,831)	(2,616)
Interest and Fiscal Charges	499,620	471,745	(499,620)	(471,745)
Total Expenses	<u>\$66,514,567</u>	<u>\$70,439,469</u>	<u>(\$57,322,041)</u>	<u>(\$61,168,237)</u>

**The District's Funds**

The District has one major governmental fund: the General Fund. Assets of the general fund comprised \$70,577,258 (94%) of the total \$75,109,645 governmental funds' assets.

**General Fund:** Fund balance at June 30, 2013 was \$36,050,504, a decrease in fund balance of \$185,942 from 2012. The primary reason for the decrease in fund balance was due a decrease in taxes revenue.

**General Fund Budgeting Highlights**

The District's budget is prepared according to Ohio law and is based on accounting for certain transactions on a basis of cash receipts, disbursements and encumbrances. The most significant budgeted fund is the General Fund.

During the course of fiscal year 2013, the District amended its general fund budget. The District uses site-based budgeting and the budgeting systems are designed to tightly control total site budgets but provide flexibility for site management. During the course of the year, the District revised the budget in an attempt to deal with unexpected changes in revenues and expenditures.

For the General Fund, final budgeted revenue was \$57,002,157, compared to original budget estimates of \$56,784,493. Of the \$217,664 difference, most was due to an underestimate of taxes and intergovernmental revenue. Final budget expenditures were \$50,364,019, compared to original budget estimates of \$48,273,918. Of the \$2,090,101, most was due to an underestimate of instruction expenditures.

The District's ending unobligated cash balance for the general fund was \$27,927,371.

**Great Oaks Institute of Technology and Career Development  
Management’s Discussion and Analysis  
For the Fiscal Year Ended June 30, 2013  
(Unaudited)**

---

**Capital Assets and Long-Term Obligations**

***Capital Assets***

At the end of fiscal year 2013, the District had net capital assets of \$107,467,492 in land, construction in progress, land improvements, buildings and improvements, equipment and vehicles. Table 4 shows fiscal year 2013 balances compared to fiscal year 2012:

**Table 4  
Capital Assets at Year End  
(Net of Depreciation)**

---

	Governmental Activities	
	2013	2012
Land	\$2,453,557	\$2,453,557
Construction in Progress	512,057	802,523
Land Improvements	3,825	8,026
Building and Improvements	99,937,183	100,562,992
Equipment	3,919,147	3,740,998
Vehicles	641,723	566,257
Total Net Capital Assets	<u>\$107,467,492</u>	<u>\$108,134,353</u>

Total net capital assets decreased mainly due to current year depreciation expense exceeding current year additions.

See Note 5 in the notes to the basic financial statements for the details on the District’s capital assets.

***Long-Term Obligations***

At June 30, 2013, the District had \$16,364,551 in bonds outstanding, \$1,475,000 due within one year. Table 5 summarizes bonds outstanding.

**Great Oaks Institute of Technology and Career Development  
Management’s Discussion and Analysis  
For the Fiscal Year Ended June 30, 2013  
(Unaudited)**

---

**Table 5  
Outstanding Debt at Year End**

---

	Governmental Activities	
	2013	2012
Bonds Payable:		
2008 School Improvement Bonds	\$750,000	\$1,400,000
Premium on 2008 Bonds	9,995	29,988
2010 School Improvement Bonds	7,700,000	8,300,000
Premium on 2010 Bonds	91,634	105,732
2012 Refunding Bonds	7,720,000	7,795,000
Premium on 2012 Refunding Bonds	591,505	682,506
Deferred Charge on 2012 Refunding Bonds	(498,583)	(575,288)
Total Outstanding Debt at Year End	<u>\$16,364,551</u>	<u>\$17,737,938</u>

See Note 10 in the notes to the basic financial statements for further details on the District’s outstanding debt.

**For the Future**

Career Tech Districts in the state of Ohio do not currently have a funding model for fiscal years 2012 and 2013. Career Tech Districts are to receive .75% of the prior year.

Projected valuations for future tax years are below previous valuations with slower growth of new construction. Additionally, a significant portion of Great Oaks’ public utility personal property tax revenues paid by Duke Energy, which has petitioned the Ohio Department of Taxation to challenge the method used to assess valuations of its assets throughout the region. Great Oaks will continue to closely monitor the progress of these trends and the litigation for any potential changes property tax revenues in the future.

In November, 2008 the District passed a 2.7 mill 10-year operating levy. This levy will provide funding to the District from 2010 through 2020.

All of the District’s financial abilities will be needed to meet the challenges of the future. With careful planning and monitoring of the District’s finances, the District’s management is confident that the District can continue to provide a quality education for our students and provide a secure financial future.

**Contacting the District’s Financial Management**

This financial report is designed to provide our citizens, taxpayers, and investors and creditors with a general overview of the District’s finances and to show the District’s accountability for the money it receives. If you have questions about this report or need additional financial information, contact Rob Giuffré at Great Oaks Institute of Technology and Careet Development, 3254 East Kemper Road, Cincinnati, Ohio 45241.



Great Oaks Institute of Technology and Career Development  
Statement of Net Position  
June 30, 2013

	Governmental Activities
Assets:	
Equity in Pooled Cash and Investments	\$32,694,704
Restricted Cash and Investments	20,982
Receivables:	
Taxes	40,337,520
Accounts	368,551
Interest	31,301
Intergovernmental	1,503,120
Deferred Bond Issuance Costs	206,527
Nondepreciable Capital Assets	2,965,614
Depreciable Capital Assets, Net	<u>104,501,878</u>
 Total Assets	 <u>182,630,197</u>
Liabilities:	
Accounts Payable	338,256
Accrued Wages and Benefits	3,262,601
Retainage Payable	20,982
Accrued Interest Payable	36,490
Contracts Payable	326,289
Unearned Revenue	29,239,000
Claims Payable	19,006
Long-Term Liabilities:	
Due Within One Year	2,453,203
Due In More Than One Year	<u>17,917,084</u>
 Total Liabilities	 <u>53,612,911</u>
Net Position:	
Net Investment in Capital Assets	91,102,941
Restricted for:	
Other Grants	48,146
Federal Grants	75,757
Capital Projects	30,832
Food Service	45,246
Vocational Adult Education	239,582
Unrestricted	<u>37,474,782</u>
 Total Net Position	 <u>\$129,017,286</u>

See accompanying notes to the basic financial statements.

**THIS PAGE INTENTIONALLY LEFT BLANK**

---



Great Oaks Institute of Technology and Career Development  
Statement of Activities  
For the Fiscal Year Ended June 30, 2013

	Expenses	Program Revenues		Net (Expense) Revenue and Changes in Net Position
		Charges for Services and Sales	Operating Grants and Contributions	Governmental Activities
<b>Governmental Activities:</b>				
<b>Instruction:</b>				
Regular	\$7,117,595	\$184,608	\$49,020	(\$6,883,967)
Vocational	24,293,331	0	2,596	(24,290,735)
Adult/Continuing	5,890,600	3,783,495	2,065,295	(41,810)
<b>Support Services:</b>				
Pupil	5,172,692	0	1,540,227	(3,632,465)
Instructional Staff	2,734,677	0	158,526	(2,576,151)
General Administration	390,422	0	0	(390,422)
School Administration	3,675,807	0	55,715	(3,620,092)
Fiscal	1,763,315	46,151	14,312	(1,702,852)
Business	650,678	0	0	(650,678)
Operations and Maintenance	6,983,410	216,187	0	(6,767,223)
Pupil Transportation	715,515	0	0	(715,515)
Central	5,044,525	0	34,604	(5,009,921)
Operation of Non-Instructional Services	1,575,549	493,440	548,350	(533,759)
Extracurricular Activities	6,831	0	0	(6,831)
Interest and Fiscal Charges	499,620	0	0	(499,620)
<b>Total Governmental Activities</b>	<b>\$66,514,567</b>	<b>\$4,723,881</b>	<b>\$4,468,645</b>	<b>(57,322,041)</b>

General Revenues:

Property Taxes Levied for:

General Purposes	35,116,672
Grants and Entitlements not Restricted to Specific Programs	20,611,783
Revenue in Lieu of Taxes	950,775
Investments Earnings	(76,007)
Other Revenues	794,884

Total General Revenues 57,398,107

Change in Net Position 76,066

Net Position Beginning of Year 128,941,220

Net Position End of Year \$129,017,286

See accompanying notes to the basic financial statements.

Great Oaks Institute of Technology and Career Development  
Balance Sheet  
Governmental Funds  
June 30, 2013

	General	Other Governmental Funds	Total Governmental Funds
<b>Assets:</b>			
Equity in Pooled Cash and Investments	\$28,475,300	\$3,847,241	\$32,322,541
Restricted Cash and Investments	0	20,982	20,982
<b>Receivables:</b>			
Taxes	40,337,520	0	40,337,520
Accounts	256,732	111,819	368,551
Interest	31,301	0	31,301
Intergovernmental	950,775	552,345	1,503,120
Interfund	525,630	0	525,630
<b>Total Assets</b>	<b>70,577,258</b>	<b>4,532,387</b>	<b>75,109,645</b>
<b>Liabilities and Fund Balances:</b>			
<b>Liabilities:</b>			
Accounts Payable	313,784	24,472	338,256
Accrued Wages and Benefits	2,966,500	296,101	3,262,601
Compensated Absences	456,118	75,578	531,696
Retainage Payable	0	20,982	20,982
Contracts Payable	0	326,289	326,289
Interfund Payable	0	525,630	525,630
Deferred Revenue	30,790,352	30,000	30,820,352
<b>Total Liabilities</b>	<b>34,526,754</b>	<b>1,299,052</b>	<b>35,825,806</b>
<b>Fund Balances:</b>			
Restricted	0	628,854	628,854
Committed	0	2,645,946	2,645,946
Assigned	134,800	0	134,800
Unassigned	35,915,704	(41,465)	35,874,239
<b>Total Fund Balances</b>	<b>36,050,504</b>	<b>3,233,335</b>	<b>39,283,839</b>
<b>Total Liabilities and Fund Balances</b>	<b>\$70,577,258</b>	<b>\$4,532,387</b>	<b>\$75,109,645</b>

See accompanying notes to the basic financial statements.

Great Oaks Institute of Technology and Career Development  
 Reconciliation of Total Governmental Fund Balance to  
 Net Position of Governmental Activities  
 June 30, 2013

---

Total Governmental Fund Balance		\$39,283,839
Amounts reported for governmental activities in the statement of net position are different because:		
Capital assets used in governmental activities are not financial resources and therefore are not reported in the funds.		107,467,492
Other long-term assets are not available to pay for current-period expenditures and therefore are deferred in the funds.		
Delinquent Property Taxes	\$1,535,563	
Interest	15,789	
Intergovernmental	<u>30,000</u>	
		1,581,352
An internal service fund is used by management to charge back costs to individual funds. The assets and liabilities of the internal service fund are included in governmental activities in the statement of net position.		353,157
In the statement of net position interest payable is accrued when incurred, whereas in the governmental funds interest is reported as a liability only when it will require the use of current financial resources.		(36,490)
Some liabilities reported in the statement of net position do not require the use of current financial resources and therefore are not reported as liabilities in governmental funds.		
Compensated Absences		(3,474,040)
Deferred bond issuance cost associated with long-term liabilities are not reported in the funds.		206,527
Long-term liabilities, are not due and payable in the current period and therefore are not reported in the funds.		<u>(16,364,551)</u>
Net Position of Governmental Activities		<u>\$129,017,286</u>

See accompanying notes to the basic financial statements.

Great Oaks Institute of Technology and Career Development  
Statement of Revenues, Expenditures  
and Changes in Fund Balance  
Governmental Funds  
For the Fiscal Year Ended June 30, 2013

	General	Other Governmental Funds	Total Governmental Funds
Revenues:			
Taxes	\$35,577,852	\$0	\$35,577,852
Revenue in lieu of taxes	950,775	0	950,775
Tuition and Fees	238,911	3,406,338	3,645,249
Investment Earnings	(70,730)	0	(70,730)
Intergovernmental	20,611,783	4,547,638	25,159,421
Extracurricular Activities	70,689	0	70,689
Charges for Services	218,457	789,486	1,007,943
Other Revenues	683,594	96,873	780,467
<b>Total Revenues</b>	<b>58,281,331</b>	<b>8,840,335</b>	<b>67,121,666</b>
Expenditures:			
Current:			
Instruction:			
Regular	7,089,983	49,020	7,139,003
Vocational	20,549,416	1,103,682	21,653,098
Adult/Continuing	218,311	5,771,126	5,989,437
Support Services:			
Pupil	3,497,886	1,616,301	5,114,187
Instructional Staff	2,349,169	154,058	2,503,227
General Administration	382,246	0	382,246
School Administration	3,602,825	49,173	3,651,998
Fiscal	1,691,075	59,241	1,750,316
Business	650,807	0	650,807
Operations and Maintenance	6,162,046	0	6,162,046
Pupil Transportation	429,021	225,540	654,561
Central	3,632,394	1,108,576	4,740,970
Operation of Non-Instructional Services	530,806	1,055,898	1,586,704
Extracurricular Activities	6,831	0	6,831
Capital Outlay	0	3,606,305	3,606,305
Debt Service:			
Principal Retirement	0	1,325,000	1,325,000
Interest and Fiscal Charges	0	468,788	468,788
<b>Total Expenditures</b>	<b>50,792,816</b>	<b>16,592,708</b>	<b>67,385,524</b>
<b>Excess of Revenues Over (Under) Expenditures</b>	<b>7,488,515</b>	<b>(7,752,373)</b>	<b>(263,858)</b>
Other Financing Sources (Uses):			
Proceeds from Sale of Capital Assets	14,416	0	14,416
Transfers In	0	7,204,764	7,204,764
Transfers (Out)	(7,688,873)	0	(7,688,873)
<b>Total Other Financing Sources (Uses)</b>	<b>(7,674,457)</b>	<b>7,204,764</b>	<b>(469,693)</b>
<b>Net Change in Fund Balance</b>	<b>(185,942)</b>	<b>(547,609)</b>	<b>(733,551)</b>
<b>Fund Balance Beginning of Year</b>	<b>36,236,446</b>	<b>3,780,944</b>	<b>40,017,390</b>
<b>Fund Balance End of Year</b>	<b>\$36,050,504</b>	<b>\$3,233,335</b>	<b>\$39,283,839</b>

See accompanying notes to the basic financial statements.

Great Oaks Institute of Technology and Career Development  
 Reconciliation of the Statement of Revenues, Expenditures, and Changes  
 in Fund Balance of Governmental Funds to the Statement of Activities  
 For the Fiscal Year Ended June 30, 2013

---

Net Change in Fund Balance - Total Governmental Funds (\$733,551)

Amounts reported for governmental activities in the statement of activities are different because:

Governmental funds report capital asset additions as expenditures. However, in the statement of activities, the cost of those assets is allocated over their estimated useful lives as depreciation expense. This is the amount of the difference between capital asset additions and depreciation in the current period.

Capital assets used in governmental activities	\$3,358,591	
Depreciation Expense	<u>(4,025,452)</u>	(666,861)

Revenues in the statement of activities that do not provide current financial resources are not reported as revenues in the funds.

Delinquent Property Taxes	(\$461,180)	
Interest	(5,277)	
Intergovernmental	<u>(78,992)</u>	(545,449)

Repayment of bond principal is an expenditure in the governmental funds, but the repayment reduces long-term liabilities in the statement of net position. 1,325,000

In the statement of activities interest expense is accrued when incurred, whereas in governmental funds an interest expenditure is reported when due. 2,547

Some expenses reported in the statement of activities do not require the use of current financial resources and therefore are not reported as expenditures in governmental funds.

Compensated Absences	\$382,595	
Amortization of Bond Issuance Cost	(81,766)	
Amortization of Bond Premium	125,092	
Amortization on Deferred Charge on Refunding	<u>(76,705)</u>	349,216

The internal service fund used by management to charge back costs to individual funds is not reported in the district-wide statement of activities. Governmental fund expenditures and the related internal service fund revenues are eliminated. The net revenue (expense) of the internal service fund is allocated among the governmental activities. 345,164

Change in Net Position of Governmental Activities \$76,066

See accompanying notes to the basic financial statements.

Great Oaks Institute of Technology and Career Development  
Statement of Net Position  
Proprietary Fund  
June 30, 2013

---

	<u>Governmental Activities- Internal Service Fund</u>
Assets:	
Equity in Pooled Cash and Investments	<u>\$372,163</u>
Total Current Assets	<u>372,163</u>
Liabilities:	
Current Liabilities:	
Claims Payable	<u>19,006</u>
Total Current Liabilities	<u>19,006</u>
Net Position:	
Unrestricted	<u>353,157</u>
Total Net Position	<u><u>\$353,157</u></u>

See accompanying notes to the basic financial statements.



Great Oaks Institute of Technology and Career Development  
Statement of Revenues, Expenses  
and Changes in Fund Net Position  
Proprietary Fund  
For the Fiscal Year Ended June 30, 2013

	Governmental Activities- Internal Service Fund
Operating Revenues:	
Other Revenues	\$0
Total Operating Revenues	0
Operating Expenses:	
Contractual Services	90,562
Other Expenses	48,383
Total Operating Expenses	138,945
Operating Income	(138,945)
Transfers In	484,109
Change in Net Position	345,164
Net Position Beginning of Year	7,993
Net Position End of Year	\$353,157

See accompanying notes to the basic financial statements.

Great Oaks Institute of Technology and Career Development  
Statement of Cash Flows  
Proprietary Fund  
For the Fiscal Year Ended June 30, 2013

	Governmental Activities- Internal Service Fund
Cash Flows from Operating Activities:	
Cash Payments to Suppliers	<u>(\$144,045)</u>
Net Cash (Used) by Operating Activities	<u>(144,045)</u>
Cash Flows from Noncapital Financing Activities:	
Payments from Other Funds	<u>484,109</u>
Net Cash Provided by Noncapital Financing Activities	<u>484,109</u>
Net (Decrease) in Cash and Cash Equivalents	340,064
Cash and Cash Equivalents Beginning of Year	<u>32,099</u>
Cash and Cash Equivalents End of Year	<u><u>372,163</u></u>
Reconciliation of Operating (Loss) to Net Cash (Used) by Operating Activities	
Operating (Loss)	(138,945)
Changes in Assets & Liabilities:	
Increase in Payables	<u>(5,100)</u>
Net Cash (Used) by Operating Activities	<u><u>(\$144,045)</u></u>

See accompanying notes to the basic financial statements.

Great Oaks Institute of Technology and Career Development  
Statement of Fiduciary Assets and Liabilities  
Fiduciary Fund  
June 30, 2013

---

---

	<u>Agency</u>
Assets:	
Equity in Pooled Cash and Investments	\$331,836
Receivables:	
Accounts	69,323
Intergovernmental	<u>165,438</u>
Total Assets	<u><u>566,597</u></u>
Liabilities:	
Accounts Payable	25,099
Other Liabilities	<u>541,498</u>
Total Liabilities	<u><u>\$566,597</u></u>

See accompanying notes to the basic financial statements.

**Great Oaks Institute of Technology and Career Development**  
**Notes to the Basic Financial Statements**  
**For the Fiscal Year Ended June 30, 2013**

---

**Note 1 – Summary of Significant Accounting Policies**

---

The financial statements of the Great Oaks Institute of Technology and Career Development (“Great Oaks”) have been prepared in conformity with generally accepted accounting principles (GAAP) as applied to governmental units. The Governmental Accounting Standards Board (GASB) is the accepted standard-setting body for establishing governmental accounting and financial reporting principles. The most significant of Great Oaks’ accounting policies are described below.

**Reporting Entity**

Great Oaks is a joint vocational school district organized under Section 3311.18 of the Ohio Revised Code. Great Oaks provides vocational education for thirty-six school districts serving the population of approximately 600,000 throughout 2,200 square miles of southwest Ohio. A 35-member Board of Directors governs Great Oaks, which is supported by a 2.70 mill operating levy on over \$17 billion of assessed valuation, funds from the State of Ohio School Foundation Program and State reimbursements for voted property tax revenues eliminated or diverted by subsequent legislation. Great Oaks serves as the career and technical planning district for southwest Ohio, providing leadership, work-force development education, training and resources in collaboration with its partners in business, industry, affiliate districts, local governments and agencies, as well as its community partners and organizations.

The reporting entity is comprised of the primary government. The primary government consists of all funds, departments, boards, and agencies that are not legally separate from Great Oaks. Component units are legally separate organizations for which the Great Oaks is financially accountable. Great Oaks is financially accountable for an organization if Great Oaks appoints a voting majority of the organization's governing board and (1) Great Oaks is able to significantly influence the programs or services performed or provided by the organization; or (2) Great Oaks is legally entitled to or can otherwise access the organization's resources; Great Oaks is legally obligated or has otherwise assumed the responsibility to finance the deficits of, or provide financial support to, the organization; or Great Oaks is obligated for the debt of the organization. Component units may also include organizations that are fiscally dependent on Great Oaks in that Great Oaks approves the budget, the issuance of debt, or the levying of taxes. Great Oaks has no component units.

Great Oaks is associated with one organization; Butler Health Plan, which is an insurance purchasing pool. This organization is presented in Note 13 to the basic financial statements.

**Great Oaks Institute of Technology and Career Development**  
**Notes to the Basic Financial Statements**  
**For the Fiscal Year Ended June 30, 2013**

---

**Basis of Presentation**

***Government-wide Financial Statements*** The statement of net position and the statement of activities display information about Great Oaks as a whole. These statements include the financial activities of the primary government except for fiduciary funds. The statements distinguish between those activities of Great Oaks that are governmental and those that are considered business-type activities. Great Oaks has no business-type activities.

The government-wide statements are prepared using the economic resources measurement focus, which differs from the manner in which the governmental fund financial statements are prepared. Therefore, the governmental fund financial statements include a reconciliation with brief explanations to better identify the relationship between the government-wide statements and the statements for governmental funds.

The government-wide statement of activities presents a comparison between direct expenses and program revenues for each function of Great Oaks's governmental activities. Direct expenses are those that are specifically associated with a service, program or department and are therefore identifiable to a particular function. Program revenues include charges paid by the recipient of the goods or services offered by the program and grants and contributions that are restricted to meeting the operational requirements of a particular program. Revenues which are not classified as program revenues are presented as general revenues, with certain limited exceptions. The comparison of direct expenses with program revenues identifies the extent to which each governmental function is self-financing or draws from the general revenues of Great Oaks.

***Fund Financial Statements*** All governmental funds are accounted for using a flow of current financial resources measurement focus. With this measurement focus, only current assets and current liabilities generally are included on the balance sheet. The statement of revenues, expenditures and changes in fund balances reports on the sources (i.e., revenues and other financing sources) and uses (i.e., expenditures and other financing uses) of current financial resources. This approach differs from the manner in which the governmental activities of the government-wide financial statements are prepared. Governmental fund financial statements therefore include reconciliation with brief explanations to better identify the relationship between the government-wide statements and the statements for governmental funds.

Like the government-wide statements, all proprietary fund types are accounted for on a flow of economic resources measurement focus. All assets and all liabilities associated with the operation of these funds are included on the statement of net position. The statement of changes in fund net position presents increases (i.e., revenues) and decreases (i.e., expenses) in net total assets. The statement of cash flows provides information about how the District finances and meets the cash flow needs of its proprietary activities.

**Great Oaks Institute of Technology and Career Development**  
**Notes to the Basic Financial Statements**  
**For the Fiscal Year Ended June 30, 2013**

---

**Fund Accounting**

Great Oaks uses funds to report on its financial position and the results of its operations. Fund accounting is designed to demonstrate legal compliance and to aid financial management by segregating transactions related to certain Great Oaks' functions or activities. A fund is defined as a fiscal and accounting entity with a self-balancing set of accounts. The funds of Great Oaks are grouped into the categories governmental and fiduciary.

**Governmental Funds**

Governmental Funds focus on the sources, uses and balances of current financial resources. Expendable assets are assigned to the various governmental funds according to the purposes for which they may or must be used. Current liabilities are assigned to the fund from which they will be paid. The difference between governmental fund assets and liabilities is reported as fund balance. The following is Great Oaks' only major governmental fund:

General Fund - The general fund is used to account for all financial resources except those required to be accounted for in another fund. The general fund balance is available to Great Oaks for any purpose provided it is expended or transferred according to the general laws of Ohio.

**Proprietary Fund**

Proprietary fund reporting focuses on the determination of operating income changes in net position, financial position and cash flows. Proprietary funds are classified as enterprise or internal service. The District has no enterprise funds. The following is a description of the District's internal service fund:

Internal Service Fund – This fund is used to account for the financing of goods and services provided by one department or agency to other departments or agencies of the District, or to other governments, on a cost reimbursement basis. The District has a self-insurance fund which is used to provide employee workers compensation benefits.

**Fiduciary Funds**

Fiduciary Funds report on net position and changes in net position. The District's fiduciary funds consist of agency funds used for student activities programs. Agency funds are custodial in nature (assets equal liabilities) and do not involve measurement of results of operations. The district's only fiduciary funds are two agency funds. The student managed activity (agency) fund account for the resources that belong to various student groups at Great Oaks. The district agency fund accounts for assets held by Great Oaks as an agent for individuals, private organizations, other governmental units, and/or other funds.

**Great Oaks Institute of Technology and Career Development**  
**Notes to the Basic Financial Statements**  
**For the Fiscal Year Ended June 30, 2013**

---

**Basis of Accounting**

Basis of accounting refers to when revenues and expenditures are recognized in the accounts and reported in the financial statements and relates to the timing of the measurements made.

The modified accrual basis of accounting is used by the governmental funds. Revenues are recorded when they become both measurable and available. "Measurable" means the amount can be determined and "available" means funds are collectible within the current fiscal year or soon enough thereafter to be applied against liabilities of the current fiscal year. The available period for Great Oaks is sixty days after fiscal year end. Under the modified accrual basis, the following revenue sources are deemed both measurable and available: property taxes available for advance, interest, tuition, student fees, and grants.

The measurement focus of governmental fund accounting is on decreases in net financial resources (expenditures) rather than expenses. Expenditures are generally recognized in the accounting period in which the related fund liability is incurred, if measurable except for unmatured principal and interest on general long-term debt which is recognized when due. Allocations of cost, such as depreciation, are not recognized in the governmental funds.

Government-wide financial statements are prepared using the accrual basis of accounting. Revenues are recognized when earned and expenses are recognized when incurred.

Internal Service funds and Agency funds are also accounted for on the accrual basis of accounting.

***Revenues - Exchange and Non-exchange transactions*** Revenue resulting from exchange transactions in which each party gives and receives essentially equal value is recorded on the accrual basis when the exchange takes place.

Non-exchange transactions, in which Great Oaks receives value without directly giving value in return, include property taxes, grants, entitlements and donations. On an accrual basis, revenue from property taxes is recognized in the fiscal year for which the taxes were levied. Revenue from grants, entitlements, and donations is recognized in the fiscal year in which all eligibility requirements have been satisfied. Eligibility requirements include timing requirements, which specify the year when the resources are required to be used or the fiscal year when use is first permitted; matching requirements, in which Great Oaks must provide local resources to be used for a specified purpose; and expenditure requirements, in which the resources are provided to Great Oaks on a reimbursement basis. On a modified accrual basis, revenue from non-exchange transactions must also be available before it can be recognized.

***Deferred Revenue*** Deferred revenues arise when assets are recognized before revenue recognition criteria have been satisfied. Property taxes measurable as of June 30, 2013, which are intended to finance fiscal year 2014 operations, have been recorded as deferred revenue. On governmental fund financial statements, receivables that will not be collected within the

**Great Oaks Institute of Technology and Career Development**  
**Notes to the Basic Financial Statements**  
**For the Fiscal Year Ended June 30, 2013**

---

available period have also been reported as deferred revenue.

**Unearned Revenue** Unearned revenue represents amounts under the accrual basis of accounting for which asset recognition criteria have been met, but for which revenue recognition criteria have not been met because such amounts have not yet been earned.

**Expenses/Expenditures** On the accrual basis of accounting, expenses are recognized at the time they are incurred. The fair value of donated commodities used during the year is reported in the operating statement as an expense with a like amount reported as donated commodities revenue. The measurement focus of governmental fund accounting is on decreases in net financial resources (expenditures) rather than expenses. Expenditures are generally recognized in the accounting period in which the related fund liability is incurred, if measurable. Allocations of cost, such as depreciation and amortization, are not recognized in the governmental funds.

**Equity in Pooled Cash and Investments**

To improve cash management, all cash received by Great Oaks is pooled in central bank accounts. Monies for all funds are maintained in these accounts or temporarily used to purchase short-term investments. Individual fund integrity is maintained through Great Oaks records. Each fund's portion in the pool is presented as "Equity in Pooled Cash and Investments" on the balance sheet. During 2013, investments were limited to STAR Ohio, U.S. money market funds, commercial paper and federal agency securities.

The Governmental Accounting Standards Board Statement No. 31 (GASB 31), "Accounting and Financial Reporting for Certain Investments and for External Investment Pools", requires that investments, with certain exceptions, be recorded at their fair value and that changes in the fair value be reported in the operating statement. Great Oaks recorded investments, held at June 30, 2013 at the fair value.

Great Oaks has invested funds in the State Treasury Asset Reserve of Ohio (STAR Ohio) during fiscal year 2013. STAR Ohio is an investment pool managed by the State Treasurer's Office which allows governments within the State to pool their funds for investment purposes. STAR Ohio is not registered with the SEC as an investment company, but does operate in a manner consistent with Rule 2a7 of the Investment Company Act of 1940. Investments in STAR Ohio are valued at STAR Ohio's share price, which is the price the investment could be sold for on June 30, 2013.

Under existing Ohio statutes, all investment earnings accrue to the general fund except those specifically related to agency funds, and those other funds individually authorized by Board resolution. Interest earnings are allocated to these funds based on average monthly cash balance.



**Great Oaks Institute of Technology and Career Development**  
**Notes to the Basic Financial Statements**  
**For the Fiscal Year Ended June 30, 2013**

---

Restricted cash and investments in the Capital Projects and Building funds are restricted for certain capital projects (retainage held by vendors) and cannot be expended on any other items.

Following Ohio statutes, the Board has, by resolution, specified the funds to receive an allocation of interest earnings. Interest revenue during the current fiscal year amounted to (\$70,730) credited to the General Fund.

For purposes of the statement of cash flows, the internal service portion of pooled cash and investments is considered a cash equivalent because the District is able to withdraw resources from the internal service funds without prior notice or penalty.

**Capital Assets**

Great Oaks defines capital assets as those with an individual cost of more than \$10,000 and an estimated useful life in excess of eight years. All capital assets are capitalized at cost or estimated historical cost where no historical records exist. Donated capital assets are recorded at their estimated fair values as of the date received. Great Oaks does not possess any infrastructure. Improvements are capitalized; the costs of normal maintenance and repairs that do not add to the value of the asset or materially extend an asset's life are not capitalized.

When capital assets are purchased, they are capitalized and depreciated in the government-wide statements. Capital assets are reported as expenditures of the current period in the governmental fund financial statements.

All reported capital assets except land and construction in progress are depreciated. Depreciation is computed using the straight-line method over the following useful lives:

Land Improvements	15 years, 20 years
Buildings and Improvements	30 years, 40 years
Equipment	8 years, 15 years
Vehicles	8 years

**Interfund Balances**

On the governmental fund financials, receivables and payables resulting from short-term interfund loans are classified as "interfund receivable/payable." These amounts are eliminated in the governmental activities column of the statement of net position.

**Compensated Absences**

Vacation benefits are accrued as a liability as the benefits are earned if the associates' rights to receive compensation are attributable to services already rendered and it is probable that Great Oaks will compensate the associates for the benefits through paid time off or some other means. Great Oaks records a liability for accumulated unused vacation time when earned for all

**Great Oaks Institute of Technology and Career Development**  
**Notes to the Basic Financial Statements**  
**For the Fiscal Year Ended June 30, 2013**

---

associates with more than one year of service.

Sick leave benefits are accrued as a liability using the vesting method. The liability includes the associates who are currently eligible to receive termination benefits and those Great Oaks has identified as probable of receiving payment in the future. The amount is based on accumulated sick leave and associates' wage rates at fiscal year end, taking into consideration any limits specified in Great Oaks' severance policy.

The entire compensated absence liability is reported on the government-wide financial statements. For governmental fund financial statements, a liability is recorded only for the portion of unpaid compensated absences that has matured, for example, as a result of associate resignations and retirements.

**Accrued Liabilities and Long-Term Obligations**

All payables, accrued liabilities and long-term obligations are reported in the government-wide financial statements.

Governmental fund payables and accrued liabilities are reported as obligations of the funds regardless of whether they will be liquidated with current resources with the exception of compensated absences as noted above.

**Fund Balances**

Fund balance is divided into five classifications based primarily on the extent to which Great Oaks is bound to observe constraints imposed upon the use of the resources in the governmental funds. The classifications are as follows:

***Nonspendable*** – The nonspendable fund balance category includes amounts that cannot be spent because they are not in a spendable form, or legally or contractually required to be maintained intact. The “not in a spendable form” criterion includes items that are not expected to be converted to cash. It also includes the long-term amount of loans receivable, as well as property acquired for resale, unless the use of the proceeds from the collection of those receivables or from the sale of those properties is restricted, committed, or assigned.

***Restricted*** – Fund balance is reported as restricted when constraints placed on the use of resources are either externally imposed by creditors (such as through debt covenants), grantors, contributors, or laws or regulations of other governments or is imposed by law through constitutional provisions.

***Committed*** – The committed fund balance classification includes amounts that can be used only for the specific purposes imposed by a formal action (resolution) of the Great Oaks' Board of Directors. Those committed amounts cannot be used for any other purpose unless the Board of Directors removes or changes the specified use by taking the same type of action (resolution) it employed to previously commit those amounts. Committed fund

**Great Oaks Institute of Technology and Career Development**  
**Notes to the Basic Financial Statements**  
**For the Fiscal Year Ended June 30, 2013**

---

balance also incorporates contractual obligations to the extent that existing resources in the fund have been specifically committed for use in satisfying those contractual requirements.

**Assigned** – Amounts in the assigned fund balance classification are intended to be used by Great Oaks for specific purposes but do not meet the criteria to be classified as restricted or committed. In governmental funds other than the general fund, assigned fund balance represents the remaining amount that is not restricted or committed. In the general fund, assigned amounts represent intended uses established by the Board of Directors.

**Unassigned** – Unassigned fund balance is the residual classification for the general fund and includes all spendable amounts not contained in the other classifications. In other governmental funds, the unassigned classification is used only to report a deficit balance resulting from overspending for specific purposes for which amounts had been restricted, committed, or assigned.

Similarly, within unrestricted fund balance, committed amounts are reduced first, followed by assigned, and then unassigned amounts when expenditures are incurred for purposes for which amounts in any of the unrestricted fund balance classifications could be used.

**Net Position**

Net position represents the difference between assets and deferred outflows of resources, and liabilities and deferred inflows of resources. Net Investment in capital assets consists of capital assets, net of accumulated depreciation, reduced by the outstanding balances of any borrowings used for the acquisition, construction or improvement of those assets. Net position are reported as restricted when there are limitations imposed on their use either through the enabling legislation adopted by Great Oaks or through external restrictions imposed by creditors, grantors or laws or regulations of other governments.

Great Oaks applies restricted resources when an expense is incurred for purposes for which both restricted and unrestricted net positions are available. Of the District's \$439,563 in restricted net position, none were restricted by enabling legislation.

**Operating Revenues and Expenses**

Operating revenues are those revenues that are generated directly from the primary activity of the internal service fund. For the District, these revenues are charges for services for the primary activity of the fund. Operating expenses are necessary costs incurred to provide the goods or services that are the primary activity of the fund. All revenues and expenses not meeting this definition are reported as non-operating revenues and expenses.

**Great Oaks Institute of Technology and Career Development**  
**Notes to the Basic Financial Statements**  
**For the Fiscal Year Ended June 30, 2013**

---

**Estimates**

The preparation of financial statements in conformity with generally accepted accounting principles requires management to make estimates and assumptions that affect the amounts reported in the financial statements and accompanying notes. Actual results may differ from those estimates.

**Note 2 – Equity in Pooled Cash and Investments**

---

State statutes classify monies held by Great Oaks into three categories.

Active deposits are public deposits necessary to meet current demands on the Treasury. Such monies must be maintained either as cash in Great Oaks' Treasury, in commercial accounts payable or withdrawable on demand, including negotiable order of withdrawal (NOW) accounts, or in money market deposit accounts.

Inactive deposits are public deposits that the Board has identified as not required for use within the current two-year period of designation of depositories. Inactive deposits must either be evidenced by certificates of deposit maturing not later than the end of the current period of designation of depositories, or by savings or deposit accounts including, but not limited to, passbook accounts.

Interim deposits are deposits of interim monies. Interim monies are those monies that are not needed for immediate use but which will be needed before the end of the current period of designation of depositories. Interim deposits must be evidenced by time certificates of deposit maturing not more than five years from the date of deposit or by savings or deposit accounts including pass book accounts. Protection of Great Oaks' deposits is provided by the Federal Deposit Insurance Corporation, by eligible securities pledged by the financial institution as security for repayment, or by a single collateral pool established by the financial institution to secure the repayment of all public monies on deposit.

Interim monies may be deposited or invested in the following securities:

1. United States Treasury notes, bills, bonds, or any other obligation or security issued by the United States Treasury or any other obligation guaranteed as to principal or interest by the United States;
2. Bonds, notes, debentures, or any other obligations or securities issued by the federal government agency or instrumentality, including but not limited to, the Federal National Mortgage Association, Federal Home Loan Bank, Federal Farm Credit Bank, Federal Home Loan Mortgage Corporation, Government National Mortgage Association, and Student Loan Marketing Association. All federal agency securities shall be direct issuances of federal government agencies or instrumentalities;

**Great Oaks Institute of Technology and Career Development**  
**Notes to the Basic Financial Statements**  
**For the Fiscal Year Ended June 30, 2013**

---

3. Written repurchase agreements in the securities listed above provided that the market value of the securities subject to the repurchase agreement must exceed the principal value of the agreement by at least two percent and be marked to market daily, and that the term of the agreement must not exceed thirty days;
4. Bonds and other obligations of the State of Ohio;
5. No-load money market mutual funds consisting exclusively of obligations described in division (1) or (2) of this section and repurchase agreements secured by such obligations, provided that investments in securities described in this division are made only through eligible institutions;
6. The State Treasurer's investment pool (STAR Ohio); and,
7. Certain bankers' acceptances and commercial paper notes for a period not to exceed one hundred and eighty days in an amount not to exceed twenty-five percent of the interim monies available for investment at any one time.

Investments in stripped principal or interest obligations reverse repurchase agreements and derivatives are prohibited. The issuance of taxable notes for the purpose of arbitrage, the use of leverage and short selling are also prohibited. An investment must mature within five years from the date of purchase unless matched to a specific obligation or debt of Great Oaks, and must be purchased with the expectation that it will be held to maturity. Investments may only be made through specified dealers and institutions. Payment for investments may be made only upon delivery of the securities representing the investments to the Treasurer or, if the securities are not represented by a certificate, upon receipt of confirmation of transfer from the custodian.

The following information classifies deposits and investments by categories of risk as defined in GASB Statement 3, "Deposits with Financial Institutions, Investments and Reverse Repurchase Agreements" and amended by GASB Statement No. 40 "Deposit and Investment Risk Disclosures":

**Deposits**

Custodial credit risk is the risk that in the event of a bank failure, the District's deposits may not be returned to it. The District's policy for deposits is any balance not covered by depository insurance will be collateralized by the financial institutions with pledged securities. As of June 30, 2013, \$3,784,922 of the District's bank balance of \$10,866,539 was exposed to custodial risk because it was uninsured and collateralized with securities held by the pledging financial institution's trust department or agent, but not in the District's name.

Ohio Revised Code Chapter 135, Uniform Depository Act, authorizes pledging of pooled securities in lieu of specific securities. Specifically, a designated public depository may pledge a

**Great Oaks Institute of Technology and Career Development**  
**Notes to the Basic Financial Statements**  
**For the Fiscal Year Ended June 30, 2013**

---

single pool of eligible securities to secure repayment of all public monies deposited in the financial institution, provided that all times the total value of the securities so pledged is at least equal to 105% of the total amount of all public deposits secured by the pool, including the portion of such deposits covered by any federal deposit insurance.

**Investments**

Great Oaks' investments at June 30, 2013 are summarized as follows:

Investment Type	Fair Value	Weighted Average Maturity (Years)
Federal Home Loan Bank	\$4,341,400	4.02
Fannie Mae	6,462,545	3.89
Freddie Mac	2,976,405	2.56
Freddie Mac - Discount Note	2,966,785	3.01
Fannie Mae - Discount Note	985,415	4.54
Money Market Funds	3,707,261	0.00
STAROhio	1,572,052	0.16
Total Fair Value	\$23,011,863	
Portfolio Weighted Average Maturity		2.78

*Credit Risk.* It is Great Oaks' policy to limit its investments that are not obligations of the U.S. Government or obligations explicitly guaranteed by the U.S. Government to investments which have a credit quality rating of the top 2 ratings by nationally recognized statistical rating organizations. Great Oaks' investments in Federal Home Loan Bank, Fannie Mae, Freddie Mac, Fannie Mae-Discount Note and Freddie Mac – Discount Note were rated AA+ by Standard & Poor's and Aaa by Moody's. Investments in STAR Ohio were rated AAAM by Standard & Poor's. Investments in Money Market Funds were not rated.

*Concentration of Credit Risk.* The District's investment policy allows investments in U.S. Agencies or Instrumentalities. The District has invested 18.9% in Federal Home Loan Bank, 28.1% in Fannie Mae, 12.9% in Freddie Mac, 12.9% in Freddie Mac – Discount Note, 4.3% in Fannie Mae – Discount Note, 16.1% in Money Market Funds, and 6.8% in STAROhio.

*Custodial Credit Risk.* Custodial credit risk is the risk that in the event of a failure of a counter party, Great Oaks will not be able to recover the value of its investments or collateral securities that are in the possession of an outside party. Great Oaks' investment securities are registered in its name.

*Interest Rate Risk.* In accordance with the investment policy, Great Oaks manages its exposure to declines in fair value by limiting the weighted average maturity of its investment portfolio to five years.

**Great Oaks Institute of Technology and Career Development**  
**Notes to the Basic Financial Statements**  
**For the Fiscal Year Ended June 30, 2013**

---

**Note 3 – Property Taxes**

---

Great Oaks received two types of property taxes: real property (assessed on land and buildings) and public utility (assessed on land and buildings). These taxes are calculated based on taxable values and property tax rates. Taxable values are determined based on the property’s true value (or appraised value) and an assessment rate. All real property has an assessment rate of 35 percent of true value. The assessment rate on personal property varies depending on the property class, ranging from 24 percent to 88 percent.

In June 2005, the 126th General Assembly passed House Bill No. 66, which phases out the tax on tangible personal property of general business, telephone, and telecommunication companies and railroads beginning in tax year 2006 and ending by tax year 2010. The law provided for school districts to be held harmless by the state for their local tax revenue losses for a period of time referred to as the ‘hold-harmless’ period, through a combination of additional state formula funding and direct state reimbursement. The hold-harmless period was to be followed by a period of phasing out of the hold-harmless guarantee. The phase-out period was slated to start in August 2011 and to go on for the following six years. However, the 128th General Assembly passed House Bill 1 that postponed the starting of the phase-out to August 2013. School districts will continue to be reimbursed for the loss of tangible personal property tax revenue if their reliance on the reimbursement exceeds 2% of other selected revenue. If the 2% reliance is reached by 2013, the reimbursement is completely phased out. If the reliance exceeds 2% after 2013, the reimbursement is frozen until further action by the State legislature.

Great Oaks currently operates under a 2.7 mill, 10-year tax levy that was passed by the voters in November 2008.

Property taxes are levied and collected on a calendar year basis. 2013 real property taxes were levied in April 2012, became a lien on January 1, 2012, and settled in February and August 2013. 2013 public utility taxes were levied in April 2012, became a lien on December 31, 2012, and settled with real property taxes in February and August 2013.

Real property taxes and public utility taxes are payable annually or semiannually. Due and collection dates are established by each of the twelve County Auditors.

The assessed values upon which fiscal year 2013 taxes were collected are:

	<u>Amount</u>
Agricultural/Residential and Other Real Estate	\$17,095,673,550
Public Utility	<u>724,390,760</u>
Total	<u><u>\$17,820,064,310</u></u>

**Great Oaks Institute of Technology and Career Development**  
**Notes to the Basic Financial Statements**  
**For the Fiscal Year Ended June 30, 2013**

---

Great Oaks receives property taxes from twelve counties. The County Auditors periodically advance to Great Oaks its portion of taxes collected. Second-half real property tax payments collected by the counties by June 30, 2013, are available to finance fiscal year 2014 operations. The amount available to be advanced can vary, based on the date the tax bills are sent.

Accrued property taxes receivable represents outstanding delinquent taxes, to the extent they are considered collectible, and next fiscal year's real property and public utility taxes, which became measurable as of June 30, 2013. Although property tax collections for the next fiscal year are measurable, only the amounts available for advance as of June 30, 2013 are intended to finance current fiscal year operations. The receivable is therefore offset by a credit to deferred revenue for that portion not intended to finance current fiscal year operations. The amount available for advance as of June 30, 2013 was \$10,513,732 and was recognized as revenue in the General Fund.

**Note 4 – Interfund Transactions**

---

	Interfund		Transfers	
	Receivable	Payable	In	Out
General Fund	\$525,630	\$0	\$0	\$7,688,873
Other Governmental Funds	0	525,630	7,204,764	0
Internal Service Fund	0	0	484,109	0
Total All Funds	<u>\$525,630</u>	<u>\$525,630</u>	<u>\$7,688,873</u>	<u>\$7,688,873</u>

The interfund loans were made to provide operating capital. Transfers are used to (1) move revenues from the fund that statute or budget requires to collect them to the fund that statute or budget requires to expend them, (2) use unrestricted revenues collected in the general fund to finance various programs accounted for in other funds in accordance with budgetary authorizations, and (3) maintain debt service.

**Note 5 – Capital Assets**

---

Capital assets activity for the year ended June 30, 2013 was as follows:

*This space intentionally left blank*



**Great Oaks Institute of Technology and Career Development**  
**Notes to the Basic Financial Statements**  
**For the Fiscal Year Ended June 30, 2013**

	Beginning Balance	Additions	Deletions	Ending Balance
<b>Governmental Activities</b>				
<b>Capital Assets, not being depreciated:</b>				
Land	\$2,453,557	\$0	\$0	\$2,453,557
Construction in Progress	802,523	1,331,584	1,622,050	512,057
<b>Capital Assets, being depreciated:</b>				
Land Improvements	1,244,200	0	0	1,244,200
Buildings and Improvements	141,445,872	2,723,677	0	144,169,549
Equipment	7,035,930	720,790	0	7,756,720
Vehicles	2,465,275	204,590	0	2,669,865
Totals at Historical Cost	<u>155,447,357</u>	<u>4,980,641</u>	<u>1,622,050</u>	<u>158,805,948</u>
Less Accumulated Depreciation:				
Land Improvements	1,236,174	4,201	0	1,240,375
Building and Improvements	40,882,880	3,349,486	0	44,232,366
Equipment	3,294,932	542,641	0	3,837,573
Vehicles	1,899,018	129,124	0	2,028,142
Total Accumulated Depreciation	<u>47,313,004</u>	<u>4,025,452</u>	<u>0</u>	<u>51,338,456</u>
Governmental Activities Capital Assets, Net	<u>\$108,134,353</u>	<u>\$955,189</u>	<u>\$1,622,050</u>	<u>\$107,467,492</u>

Depreciation expense was charged to governmental functions as follows:

Instruction:	
Vocational	\$2,674,787
Support Services:	
Pupil	96,503
Instructional Staff	23,961
General Administration	8,176
School Administration	52,756
Fiscal	1,992
Operations and Maintenance	905,256
Pupil Transportation	6,188
Central	255,833
Total Depreciation Expense	<u>\$4,025,452</u>

**Note 6 – Risk Management**

Great Oaks is exposed to various risks of loss related to torts; theft or damage to, and destruction of assets; errors and omissions; injuries to associates; and natural disasters. Great Oaks has a blanket building, contents and miscellaneous property policies purchased from commercial insurance carriers. Settled claims have not exceeded this commercial coverage in any of the past three years. There have been no significant reductions in insurance coverage

**Great Oaks Institute of Technology and Career Development**  
**Notes to the Basic Financial Statements**  
**For the Fiscal Year Ended June 30, 2013**

---

from the prior year.

For fiscal year 2013, Great Oaks participated in the Butler Health Plan (BHP), a group insurance purchasing pool, in order to provide dental, life, medical, and disability benefits to associates, their dependents and designated beneficiaries and to set aside funds for such purposes. The Trustee provides insurance policies in whole or in part through one or more group insurance policies.

The District offers workers compensation on a self-insured basis with third party administrative services provided by Matrix Solutions. The District is responsible for payment of all claim amounts. The District has \$350,000/\$1,000,000 per occurrence of stop-loss liability with Midwest Casualty Insurance.

The liability for unpaid claims cost of \$19,006 at fiscal year end is based on the requirements of Governmental Accounting Standards Board Statement No. 10 which requires that a liability for unpaid claims costs, including estimates of costs relating to incurred but not reported claims, be reported if information prior to the issuance of the financial statements indicates that it is probable that a liability has been incurred at the date of the financial statements and that the amount of the loss can be reasonably estimated.

	Balance at Beginning of Year	Current Year Claims	Claims Payments	Balance at End of Year
2013	\$24,106	\$90,562	\$95,662	\$19,006
2012	0	63,536	39,430	24,106

**Note 7 – Pension Plans**

---

**School Employees Retirement System**

Great Oaks contributes to the School Employees Retirement System of Ohio (SERS), a cost-sharing multiple-employer defined benefit pension plan. SERS provides retirement, disability, and survivor benefits; annual cost-of-living adjustments; and death benefits to plan members and beneficiaries. Authority to establish and amend benefits is provided by state statute per Chapter 3309 of the Ohio Revised Code. SERS issues a publicly available, stand-alone financial report that includes financial statements and required supplementary information. That report can be obtained by contacting SERS, 300 East Broad Street, Suite 100, Columbus, Ohio 43215-3746.

Plan members are required to contribute 10% of their annual covered salary and Great Oaks is required to contribute 14% of annual covered payroll. The contribution requirements of plan members and employers are established and may be amended, up to statutory maximum amounts by the SERS' Retirement Board. The Retirement Board acting with the advice of the actuary, allocated the current employer contribution rate amount the four of the funds (Pension Trust Fund, Death Benefit Fund, Medicare B Fund, and Health Care Fund) of the

**Great Oaks Institute of Technology and Career Development**  
**Notes to the Basic Financial Statements**  
**For the Fiscal Year Ended June 30, 2013**

---

System. For the fiscal year ended June 30, 2013, the allocation to pension and death benefits is 13.10%. The remaining 0.90% of the 14% employer contribution rate was allocated to the Health Care and Medicare B Funds. Great Oaks required contributions to SERS for the fiscal years ended June 30, 2013, 2012, and 2011 were \$975,216, \$1,017,076, and \$1,032,376, respectively; 100% has been contributed for fiscal years 2013, 2012 and 2011.

**State Teachers Retirement System**

Great Oaks contributes to the State Teachers Retirement System of Ohio (STRS Ohio), a state-wide, cost-sharing multiple-employer public employee retirement system for licensed teachers and other faculty members employed by Great Oaks. STRS Ohio provides basic retirement benefits, disability, survivor, and health care benefits based on eligible service credit to members and beneficiaries. Benefits are established by Chapter 3307 of the Ohio Revised Code. STRS Ohio issued a publicly available financial report that includes financial statements and required supplementary information for STRS. The report may be obtained by writing to the STRS Ohio, 275 East Broad Street, Columbus, Ohio 43215-3771.

New members have a choice of three retirement plan options. In addition to the Defined Benefit (DB) Plan, new members are offered a Defined Contribution (DC) Plan and a Combined Plan. The DC Plan allows members to allocate all their member contributions and employer contributions equal to 10.5% of earned compensation among various investment choices. The Combined Plan offers features of the DC Plan and the DB Plan. In the Combined Plan, member contributions are allocated to investment choices by the member, and employer contributions are used to fund a defined benefit payment at a reduced level from the regular DB Plan. Contributions into the DC Plan and the Combined Plan are credited to member accounts as employers submit their payroll information to STRS Ohio, generally on a bi-weekly basis. DC and Combined Plan members will transfer to the DB Plan during their fifth year of membership unless they permanently select the DC or Combined Plan.

DB Plan benefits are established under Chapter 3307 of the Ohio Revised Code. Any member may retire who has (i) five years of service credit and attained age 60; (ii) 25 years of service credit and attained age 55; or (iii) 30 years of service credit regardless of age. The annual retirement allowance, payable for life, is the greater of the "formula benefit" or the "money-purchase benefit" calculation. Under the "formula benefit," the retirement allowance is based on years of credited service and final average salary, which is the average of the member's three highest salary years. The annual allowance is calculated by using a base percentage of 2.2% multiplied by the total number of years of service credit (including Ohio-valued purchase credit) times the final average salary. The 31st year of earned Ohio service credit is calculated at 2.5%. An additional one-tenth of a percent is added to the calculation for every year of earned Ohio service credit over 31 years (2.6% for 32 years, 2.7% for 33 years and so on) until 100% of final years will be calculated at 2.5% instead of 2.2%. Under the "money-purchase benefit" calculation, a member's lifetime contributions plus interest at specified rates are matched by an equal amount from other STRS Ohio funds. This total is then divided by an actuarially determined annuity factor to determine the maximum annual retirement allowance.

**Great Oaks Institute of Technology and Career Development**  
**Notes to the Basic Financial Statements**  
**For the Fiscal Year Ended June 30, 2013**

---

DC Plan benefits are established under Sections 3307.80 to 3307.89 of the Ohio Revised Code. For members who select the DC Plan, all member contributions and employer contributions at a rate of 10.5% are placed in an investment account. The member determines how to allocate the member and employer money among various investment choices. A member is eligible to receive a retirement benefit at age 50 and termination of employment. The member may elect to receive a lifetime monthly annuity or a lump-sum withdrawal. Employer contributions into members' accounts are vested after the first anniversary of the first day of paid service. Members in the DC Plan who become disabled are entitled only to their account balance. If a member dies before retirement benefits begin, the member's designated beneficiary is entitled to receive the member's account balance.

Under the Combined Plan, member contributions are allocated by the member, and employer contributions are used to fund a defined benefit payment. A member's defined benefit is determined by multiplying 1% of the member's final average salary by the member's years of service credit. The defined benefit portion of the Combined Plan payment is payable to a member on or after age 60. The defined contribution portion of the account may be taken as a lump sum or converted to a lifetime monthly annuity at age 50.

A retiree of STRS Ohio or another Ohio public retirement system is eligible for reemployment as a teacher following the elapse of two months from the date of retirement. Contributions are made by the reemployed member and employer during the reemployment. Upon termination of reemployment or age 65, whichever comes later, the retiree is eligible for an annuity benefit or equivalent lump-sum payment in addition to the original retirement allowance. A reemployed retiree may alternatively receive a refund of only member contributions with interest before age 65, once employment is terminated.

Benefits are increased annually by 3% of the original base amount for DB Plan participants.

The DB and Combined plans offer access to health care coverage to eligible retirees who participated in the plans and their eligible dependents. Coverage under the current program includes hospitalization, physicians' fees, prescription drugs, and partial reimbursements of monthly Medicare Part B premiums. By Ohio law, health care benefits are not guaranteed.

A DB or Combined Plan member with five or more years' credited service who becomes disabled may qualify for a disability benefit. Eligible spouse and dependents of members who die before retirement may qualify for survivor benefits. A death benefit of \$1,000 is payable to the beneficiary of each deceased retired member who participated in the DB Plan. Death benefit coverage of up to \$2,000 can be purchased by participants in the DB, DC, or Combined Plans. Various other benefits are available to members' beneficiaries.

Plan members are required to contribute 10% of their annual covered salary and Great Oaks is required to contribute 14%. Contribution rates are established by STRS Ohio, upon recommendation of its consulting actuary, not to exceed statutory maximum rates of 10% for

**Great Oaks Institute of Technology and Career Development**  
**Notes to the Basic Financial Statements**  
**For the Fiscal Year Ended June 30, 2013**

---

members and 14% for employers. Great Oak's required contributions to STRS Ohio for the fiscal years ended June 30, 2013, 2012, and 2011 were \$4,219,444, \$4,342,486, and \$4,465,025, respectively; 93% has been contributed for fiscal year 2013 and 100% for fiscal years 2012 and 2011. The District's unpaid contractually required STRS contributions (including post employment benefits) at year end (the liability) were recorded in the accrued wages and benefits line item of the government-wide and fund financial statements along with various corresponding expenses/expenditures.

**Social Security System**

All associates not otherwise covered by SERS or STRS have an option to choose Social Security or SERS/STRS. As of June 30, 2013, some members of the Board of Education have elected Social Security. Great Oaks' liability is 6.2% of wages paid.

**Note 8 – Postemployment Benefits**

---

Great Oaks provides comprehensive health care benefits to retired teachers and their dependents through the State Teachers Retirement System of Ohio (STRS Ohio), and to retired non-certified associates and their dependents through the School Employees Retirement System (SERS). Benefit provisions and the obligations to contribute are established by the Systems based on authority granted by state statute.

**State Teachers Retirement System**

Ohio law authorizes STRS Ohio to offer a cost-sharing, multiple-employer health care plan. STRS Ohio provides access to health care coverage to eligible retirees who participated in the Defined Benefit or Combined Plans. Coverage under the current program includes hospitalization, physicians' fees, prescription drugs and reimbursement of monthly Medicare Part B premiums. Pursuant to 3307 of the Ohio Revised Code, the Retirement Board has discretionary authority over how much, if any, of the associated health care costs will be absorbed by STRS Ohio. All benefit recipients, for the most recent year, pay a portion of the health care costs in the form of a monthly premium.

Under Ohio law, funding for post-employment health care may be deducted from employer contributions. Of the 14% employer contribution rate, 1% of covered payroll was allocated to post-employment health care for years ended June 30, 2013, 2012, and 2011. The 14% employer contribution rate is the maximum rate established under Ohio law. Great Oaks' contributions to STRS Ohio allocated to post-employment health care for the fiscal years ended June 30, 2013, 2012, and 2011 were \$301,389, \$310,178, and \$318,930, respectively; 93% has been contributed for fiscal year 2013 and 100% for fiscal years 2012 and 2011.

**School Employees Retirement System**

SERS administers two postemployment benefit plans:

**Great Oaks Institute of Technology and Career Development**  
**Notes to the Basic Financial Statements**  
**For the Fiscal Year Ended June 30, 2013**

---

*Medicare Part B Plan* -The Medicare B plan reimburses Medicare Part B premiums paid by eligible retirees and beneficiaries as set forth in Ohio Revised Code (ORC) 3309.69. Qualified benefit recipients who pay Medicare Part B premiums may apply for and receive a monthly reimbursement from SERS. The reimbursement amount is limited by statute to the lesser of the January 1, 1999 Medicare Part B premium or the current premium. The Medicare Part B premium for calendar year 2012 was \$104.90 for most participants, but could be as high as \$335.70 per month depending on their income. SERS' reimbursement to retirees was \$45.50.

The Retirement Board, acting with the advice of the actuary, allocates a portion of the current employer contribution rate to the Medicare B Fund. For fiscal year 2013, the actuarially required allocation was 0.74%. Great Oaks' contributions for the fiscal years ended June 30, 2013, 2012, and 2011 were approximately \$51,547, \$55,213, and \$56,043, respectively; 100% has been contributed for fiscal years 2013, 2012 and 2011.

*Health Care Plan* -ORC 3309.375 and 3309.69 permit SERS to offer health care benefits to eligible retirees and beneficiaries. SERS' Retirement Board reserves the right to change or discontinue any health care plan or program. SERS offers several types of health plans from various vendors, including HMO's, PPO's, Medicare Advantage, and traditional indemnity plans. A prescription drug program is also available to those who elect health coverage. SERS employs two third-party administrators and a pharmacy benefit manager to manage the self-insurance and prescription drug plans, respectively.

The ORC provides the statutory authority to fund SERS' postemployment benefits through employer contributions. Active members do not make contributions to the postemployment benefit plans.

The Health Care Fund was established under, and is administered in accordance with, Internal Revenue Code 105(e). Each year after the allocation for statutorily required benefits, the Retirement Board allocates the remainder of the employer 14% contribution to the Health Care Fund. For the year ended June 30, 2013, the health care allocation was 0.16%.

An additional health care surcharge on employers is collected for associates earning less than an actuarially determined minimum compensation amount, prorated according to service credit earned. Statutes provide that no employer shall pay a health care surcharge greater than 2% of that employer's SERS-covered payroll; nor may SERS collect in aggregate more than 1.5% of the total statewide SERS-covered payroll for the health care surcharge. For fiscal year 2013, the minimum compensation level was established at \$20,525. The surcharge, added to the unallocated portion of the 14% employer contribution rate is the total amount assigned to the Health Care Fund. Great Oaks' contributions assigned to health care for years ended June 30, 2013, 2012, and 2011 were \$11,145, \$39,957, and \$105,450, respectively; 100% has been contributed for fiscal years 2013, 2012 and 2011.

The SERS Retirement Board establishes the rules for the premiums paid by the retirees for health care coverage for themselves and their dependents or for their surviving beneficiaries.

**Great Oaks Institute of Technology and Career Development**  
**Notes to the Basic Financial Statements**  
**For the Fiscal Year Ended June 30, 2013**

---

Premiums vary depending on the plan selected, qualified years of service, Medicare eligibility, and retirement status.

**Note 9 – Employee Benefits**

---

**Compensated Absences**

The criteria for determining vacation and sick leave components are derived from negotiated agreements and State laws. Classified associates earn ten to twenty days of vacation per fiscal year, depending upon length of service. Accumulated, unused vacation time is paid to classified associates and administrators upon termination of employment. Teachers do not earn vacation time.

Teachers, administrators, and classified associates earn sick leave at the rate based on their length of contract ranging from 15 days per year to 19 days per year. Sick leave may be accumulated to a maximum depending on the associate’s contract. Upon retirement, payment is made for 32% of the associate’s accumulated sick leave up to a maximum based on the length of the associates contract ranging from 66 to 89 days.

**Note 10 – Long-Term Liabilities**

---

The changes in Great Oaks’ long-term liabilities during fiscal year 2013 were as follows:

	Interest Rate	Beginning Balance	Additions	Deductions	Ending Balance	Due In One Year
<b>Governmental Activities:</b>						
General Obligation Bonds:						
Great Oaks Series 2008	3.00-4.50%	\$1,400,000	\$0	(\$650,000)	\$750,000	\$750,000
Premium on Bonds		29,988	0	(19,993)	9,995	0
Great Oaks Series 2010	1.50 - 3.25%	8,300,000	0	(600,000)	7,700,000	700,000
Premium on Bonds		105,732	0	(14,098)	91,634	0
Great Oaks Series 2012 Refunding Bonds	2.00-3.00%	7,795,000	0	(75,000)	7,720,000	25,000
Premium on Refunding Bonds		682,506	0	(91,001)	591,505	0
Deferred Charge on Refunding Bonds		(575,288)	0	76,705	(498,583)	0
Total General Obligation Bonds		17,737,938	0	(1,373,387)	16,364,551	1,475,000
Compensated Absences		4,057,942	485,550	(537,756)	4,005,736	978,203
Total Long-Term Debt		\$21,795,880	\$485,550	(\$1,911,143)	\$20,370,287	\$2,453,203

General obligation bonds will be paid from the Debt Service Fund. Compensated Absences are generally paid from the General Fund and the Vocational Adult Education Fund.

Principal and interest requirements to retire the school improvement bonds outstanding at June 30, 2013 are as follows:

**Great Oaks Institute of Technology and Career Development**  
**Notes to the Basic Financial Statements**  
**For the Fiscal Year Ended June 30, 2013**

---

Fiscal Year Ending June 30,	Principal	Interest	Total
2014	\$1,475,000	\$434,350	\$1,909,350
2015	1,710,000	395,388	2,105,388
2016	2,080,000	348,850	2,428,850
2017	2,275,000	291,150	2,566,150
2018	2,560,000	222,750	2,782,750
2019-2020	<u>6,070,000</u>	<u>189,825</u>	<u>6,259,825</u>
Total	<u>\$16,170,000</u>	<u>\$1,882,313</u>	<u>\$18,052,313</u>

**Note 11 – Prior Year Defeasance of Debt**

---

As a result of the 2012 advance refunding, the District defeased certain general obligation bonds by placing the proceeds of the new bonds in an irrevocable trust to provide for all future debt service payments on the old bonds. Accordingly, the trust account assets and the liability for the defeased bonds are not included on the District’s financial statements. The remaining balance on the refunded general obligation bonds as of June 30, 2013 were \$7,950,900 that are considered defeased.

**Note 12 – Contingencies**

---

**Grants**

Great Oaks received financial assistance from federal and state agencies in the form of grants. The expenditure of funds received under these programs generally requires compliance with terms and conditions specified in the grant agreements and are subject to audit by the grantor agencies. Any disallowed claims resulting from such audits could become a liability of the General Fund or other applicable funds. However, in the opinion of management, any such disallowed claims will not have a material adverse effect on the overall financial position of Great Oaks at June 30, 2013.

**Litigation**

The District is not currently party to any legal proceedings which would have a material impact on the financial statements.

**Note 13 – Insurance Purchasing Pool**

---

**Butler Health Plan**

Great Oaks also participates in the Butler Health Plan (BHP), an insurance purchasing pool, formed to provide affordable and desirable dental, life, medical, and other disability group insurance for member's associates, eligible dependents and designated beneficiaries. The Board of Directors consists of one representative from each of the participating members and is



**Great Oaks Institute of Technology and Career Development**  
**Notes to the Basic Financial Statements**  
**For the Fiscal Year Ended June 30, 2013**

---

elected by the vote of a majority of the member school districts. Financial information can be obtained from BHP at 400 North Erie Boulevard, Suite B, Hamilton, OH 45011.

**Note 14 – Fund Balance Deficit**

---

At June 30, 2013, the Vocational Education Perkins Grant Fund had a deficit fund balance of \$41,465. The deficit fund balance was created by the application of general accepted accounting principles. The General Fund provides transfers to cover deficit balances; however, this is done when cash is needed rather than when accruals occur.

**Note 15 – Fund Balances**

---

Fund balance is classified as restricted, committed, assigned and/or unassigned based primarily on the extent to which Great Oaks is bound to observe constraints imposed upon the use of the resources in the governmental funds. The constraints placed on fund balance for the major governmental funds and all other governmental funds are presented below:

Fund Balances	General	Other Governmental Funds	Total
<b>Restricted for:</b>			
Food Services	\$0	\$45,246	\$45,246
Other Grants	0	48,146	48,146
Vocational Adult Education	0	428,873	428,873
Adult Basic Education & Literacy	0	49,047	49,047
Miscellaneous Federal Grants	0	26,710	26,710
Building	0	30,832	30,832
<b>Total Restricted</b>	0	628,854	628,854
<b>Committed to:</b>			
Capital Improvements	0	2,645,946	2,645,946
<b>Total Committed</b>	0	2,645,946	2,645,946
<b>Assigned to:</b>			
Public School Support	3,716	0	3,716
Encumbrances	131,084	0	131,084
<b>Total Assigned</b>	134,800	0	134,800
<b>Unassigned (Deficit)</b>	35,915,704	(41,465)	35,874,239
<b>Total Fund Balance</b>	<u>\$36,050,504</u>	<u>\$3,233,335</u>	<u>\$39,283,839</u>

**Great Oaks Institute of Technology and Career Development**  
**Notes to the Basic Financial Statements**  
**For the Fiscal Year Ended June 30, 2013**

---

**Note 16 – Construction Commitments**

---

As of June 30, 2013, Great Oaks had entered into construction contracts for various facilities improvements, which have remaining commitments of approximately \$1,309,073.

**Note 17 – Required Set-Asides**

---

Great Oaks is required by State Statute to annually set aside in the general fund an amount based on the statutory formula for the acquisition and construction of capital improvements. Amounts not spent by year-end or offset by similarly restricted resources received during the year must be held in cash at year-end. The following cash basis information describes the change in the year-end set aside amounts for capital acquisition. Disclosure of this information is required by State statute.

	<u>Capital Improvements</u>
Set Aside Reserve Balance as of June 30, 2012	\$0
Current Year Set Aside Requirements	585,686
Qualified Disbursements	<u>(3,806,181)</u>
Set Aside Reserve Balance as of June 30, 2013	<u><u>(\$3,220,495)</u></u>

**Note 18 – Change in Accounting Principles**

---

The District adopted the provisions of Governmental Accounting Standards Board (GASB) Statement No. 62, Codification of Accounting and Financial Reporting Guidance Contained in Pre-November 30, 1989 FASB and AICPA Pronouncements and GASB Statement No. 63, Financial Reporting of Deferred Outflows of Resources, Deferred Inflows of Resources, and Net Position. GASB Statement No. 62 incorporates Financial Accounting Standards Board (FASB) and American Institute of Certified Public Accountants' (AICPA) accounting and financial reporting guidance issued on or before November 30, 1989 into GASB authoritative literature. GASB Statement No. 63 provides financial reporting guidance for deferred outflows and inflows of resources and net position.

# REQUIRED SUPPLEMENTARY INFORMATION

---



Great Oaks Institute of Technology and Career Development  
Schedule of Revenues, Expenditures and Changes in Fund Balance  
Budget and Actual (Non-GAAP Budgetary Basis)  
For the Fiscal Year Ended June 30, 2013

	General Fund			
	Original Budget	Final Budget	Actual	Variance from Final Budget
<b>Revenues:</b>				
Taxes	\$34,963,971	\$35,097,994	\$35,767,758	\$669,764
Revenue in lieu of taxes	929,409	932,971	950,775	17,804
Investment Earnings	154,982	155,576	158,545	2,969
Intergovernmental	20,148,587	20,225,820	20,611,783	385,963
Charges for Services	211,329	212,139	216,187	4,048
Other Revenues	376,215	377,657	384,864	7,207
<b>Total Revenues</b>	<b>56,784,493</b>	<b>57,002,157</b>	<b>58,089,912</b>	<b>1,087,755</b>
<b>Expenditures:</b>				
<b>Current:</b>				
<b>Instruction:</b>				
Regular	6,813,294	7,108,287	6,953,421	154,866
Vocational	19,515,803	20,360,773	19,917,180	443,593
Adult/Continuing	254,115	265,117	259,341	5,776
<b>Support Services:</b>				
Pupil	3,286,698	3,429,001	3,354,295	74,706
Instructional Staff	2,261,971	2,359,906	2,308,492	51,414
General Administration	371,863	387,963	379,511	8,452
School Administration	3,510,369	3,662,357	3,582,566	79,791
Fiscal	1,640,029	1,711,037	1,673,759	37,278
Business	647,639	675,680	660,959	14,721
Operations and Maintenance	6,077,398	6,340,529	6,202,390	138,139
Pupil Transportation	420,800	439,019	429,454	9,565
Central	3,459,220	3,608,993	3,530,365	78,628
Operation of Non-Instructional Services	14,719	15,357	15,022	335
<b>Total Expenditures</b>	<b>48,273,918</b>	<b>50,364,019</b>	<b>49,266,755</b>	<b>1,097,264</b>
<b>Excess of Revenues Over (Under) Expenditures</b>	<b>8,510,575</b>	<b>6,638,138</b>	<b>8,823,157</b>	<b>2,185,019</b>
<b>Other Financing Sources (Uses):</b>				
Proceeds from Sale of Capital Assets	14,092	14,146	14,416	270
Advances In	1,337,784	1,342,912	1,368,538	25,626
Advances (Out)	(1,192,850)	(1,244,496)	(1,217,383)	27,113
Transfers (Out)	(8,274,315)	(8,632,566)	(8,444,491)	188,075
<b>Total Other Financing Sources (Uses)</b>	<b>(8,115,289)</b>	<b>(8,520,004)</b>	<b>(8,278,920)</b>	<b>241,084</b>
<b>Net Change in Fund Balance</b>	<b>395,286</b>	<b>(1,881,866)</b>	<b>544,237</b>	<b>2,426,103</b>
<b>Fund Balance Beginning of Year (includes prior year encumbrances appropriated)</b>	<b>27,383,134</b>	<b>27,383,134</b>	<b>27,383,134</b>	<b>0</b>
<b>Fund Balance End of Year</b>	<b>\$27,778,420</b>	<b>\$25,501,268</b>	<b>\$27,927,371</b>	<b>\$2,426,103</b>

See accompanying notes to the required supplementary information.

**Great Oaks Institute of Technology and Career Development**  
**Notes to the Required Supplementary Information**  
**For The Fiscal Year Ended June 30, 2013**

---

**Note 1 - Budgetary Process**

---

All funds, except agency funds, are legally required to be budgeted and appropriated. The major documents prepared are the tax budget, the appropriations resolution and the certificate of estimated resources which are prepared on the budgetary basis of accounting. The tax budget demonstrates a need for existing or increased tax rates. The certificate of estimated resources establishes a limit on the amount that the Board of Education may appropriate. The appropriation resolution is Board's authorization to spend resources and sets annual limits on expenditures plus encumbrances at the level of control selected by Board. The legal level of control has been established by Board at the fund level. Any budgetary modifications at this level may only be made by resolution of the Board of Education.

The certificate of estimated resources may be amended during the year if projected increases or decreases in revenue are identified by the School District Treasurer. The amounts reported as the original budgeted amounts on the budgetary statements reflect the amounts on the certificate of estimated resources when the original appropriations were adopted. The amounts reported as the final budgeted amounts on the budgetary statements reflect the amounts on the final amended certificate of estimated resources issued during the fiscal year 2013.

The appropriation resolution is subject to amendment by the Board throughout the year with the restriction that appropriations cannot exceed estimated resources. The amounts reported as the original budgeted amounts reflect the first appropriation resolution for that fund that covered the entire year, including amounts automatically carried forward from prior years. The amounts reported as the final budgeted amounts represent the final appropriation amounts passed by Board during the year.

While the District is reporting financial position, results of operations and changes in fund balance on the basis of generally accepted accounting principles (GAAP), the budgetary basis as provided by law is based upon accounting for certain transactions on a basis of cash receipts, disbursements and encumbrances. The Schedule of Revenues, Expenditures and Changes in Fund Balances - Budget and Actual (Non-GAAP Budget Basis) presented on the budgetary basis to provide a meaningful comparison of actual results with the budget. The major differences between the budget basis and GAAP basis are as follows:

1. Revenues are recorded when received in cash (budget basis) as opposed to when susceptible to accrual (GAAP basis).
2. Expenditures are recorded when paid in cash (budget basis) as opposed to when the liability is incurred (GAAP basis).
3. Encumbrances are treated as expenditures for all funds (budget basis) rather than as an assignment of fund balance for governmental fund types and expendable trust funds (GAAP basis).

**Great Oaks Institute of Technology and Career Development**  
**Notes to the Required Supplementary Information**  
**For The Fiscal Year Ended June 30, 2013**

---

4. Advances in and advances out are operating transactions (budget basis) as opposed to balance sheet transactions.
5. Some funds are reported as part of the general fund (GAAP basis as opposed to the general fund being reported alone (budget basis).

The following table summarizes the adjustments necessary to reconcile the GAAP basis statements to the budgetary basis statements for the general fund.

Net Change in Fund Balance

	General
GAAP Basis	(\$185,942)
Revenue Accruals	(191,419)
Expenditure Accruals	1,603,908
Transfers Out	(755,618)
Advances In	1,368,538
Advances (Out)	(1,217,383)
Encumbrances	(73,905)
Funds Budgeted Elsewhere	(3,942)
Budget Basis	\$544,237

# COMBINING STATEMENTS AND INDIVIDUAL FUND SCHEDULES

---



**THIS PAGE INTENTIONALLY LEFT BLANK**

---





## **NONMAJOR GOVERNMENTAL FUNDS**

### **Special Revenue Funds**

Special Revenue funds are used to account for and report the proceeds of specific revenue sources that are restricted or committed to expenditures for specified purposes other than debt service or capital projects. The term *proceeds of specific revenue sources* establishes that one or more specific restricted or committed revenues should be the foundation for a special revenue fund.

### **Debt Service Fund**

The debt service fund is used to account for and report financial resources that are restricted, committed, or assigned to expenditure for principal and interest. Debt service funds should be used to report resources if legally mandated (i.e. debt payable from property taxes). Financial resources that are being accumulated for principal and interest maturing in future years also should be reported in debt service funds.

### **Capital Projects Funds**

The Capital Projects Funds is used to account for and report financial resources that are restricted, committed, or assigned to expenditure for capital outlays, including the acquisition or construction of capital facilities and other capital assets. Capital projects funds exclude those types of capital-related outflows financed by proprietary funds or for assets that will be held in trust for individuals, private organizations, or other governments.

Great Oaks Institute of Technology and Career Development  
Combining Balance Sheet  
Nonmajor Governmental Funds  
June 30, 2013

	Nonmajor Special Revenue Funds	Nonmajor Debt Service Fund	Nonmajor Capital Projects Funds	Total Nonmajor Governmental Funds
<b>Assets:</b>				
Equity in Pooled Cash and Investments	\$824,779	\$0	\$3,022,462	\$3,847,241
Restricted Cash and Investments	0	0	20,982	20,982
<b>Receivables:</b>				
Accounts	111,819	0	0	111,819
Intergovernmental	552,345	0	0	552,345
<b>Total Assets</b>	<b>1,488,943</b>	<b>0</b>	<b>3,043,444</b>	<b>4,532,387</b>
<b>Liabilities and Fund Balances:</b>				
<b>Liabilities:</b>				
Accounts Payable	5,077	0	19,395	24,472
Accrued Wages and Benefits	296,101	0	0	296,101
Compensated Absences	75,578	0	0	75,578
Retainage Payable	0	0	20,982	20,982
Contracts Payable	0	0	326,289	326,289
Interfund Payable	525,630	0	0	525,630
Deferred Revenue	30,000	0	0	30,000
<b>Total Liabilities</b>	<b>932,386</b>	<b>0</b>	<b>366,666</b>	<b>1,299,052</b>
<b>Fund Balances:</b>				
Restricted	598,022	0	30,832	628,854
Committed	0	0	2,645,946	2,645,946
Unassigned	(41,465)	0	0	(41,465)
<b>Total Fund Balances</b>	<b>556,557</b>	<b>0</b>	<b>2,676,778</b>	<b>3,233,335</b>
<b>Total Liabilities and Fund Balances</b>	<b>\$1,488,943</b>	<b>\$0</b>	<b>\$3,043,444</b>	<b>\$4,532,387</b>

Great Oaks Institute of Technology and Career Development  
Combining Statement of Revenues, Expenditures  
and Changes in Fund Balance  
Nonmajor Governmental Funds  
For the Fiscal Year Ended June 30, 2013

	Nonmajor Special Revenue Funds	Nonmajor Debt Service Fund	Nonmajor Capital Projects Funds	Total Nonmajor Governmental Funds
Revenues:				
Tuition and Fees	\$3,406,338	\$0	\$0	\$3,406,338
Intergovernmental	4,547,638	0	0	4,547,638
Charges for Services	789,486	0	0	789,486
Other Revenues	96,873	0	0	96,873
Total Revenues	<u>8,840,335</u>	<u>0</u>	<u>0</u>	<u>8,840,335</u>
Expenditures:				
Current:				
Instruction:				
Regular	49,020	0	0	49,020
Vocational	4,824	0	1,098,858	1,103,682
Adult/Continuing	5,771,126	0	0	5,771,126
Support Services:				
Pupil	1,616,301	0	0	1,616,301
Instructional Staff	154,058	0	0	154,058
School Administration	49,173	0	0	49,173
Fiscal	59,241	0	0	59,241
Pupil Transportation	0	0	225,540	225,540
Central	58,122	0	1,050,454	1,108,576
Operation of Non-Instructional Services	1,055,898	0	0	1,055,898
Capital Outlay	0	0	3,606,305	3,606,305
Debt Service:				
Principal Retirement	0	1,325,000	0	1,325,000
Interest and Fiscal Charges	0	468,788	0	468,788
Total Expenditures	<u>8,817,763</u>	<u>1,793,788</u>	<u>5,981,157</u>	<u>16,592,708</u>
Excess of Revenues Over (Under) Expenditures	<u>22,572</u>	<u>(1,793,788)</u>	<u>(5,981,157)</u>	<u>(7,752,373)</u>
Other Financing Sources (Uses):				
Transfers In	105,882	1,793,788	5,305,094	7,204,764
Total Other Financing Sources (Uses)	<u>105,882</u>	<u>1,793,788</u>	<u>5,305,094</u>	<u>7,204,764</u>
Net Change in Fund Balance	128,454	0	(676,063)	(547,609)
Fund Balance Beginning of Year	<u>428,103</u>	<u>0</u>	<u>3,352,841</u>	<u>3,780,944</u>
Fund Balance End of Year	<u>\$556,557</u>	<u>\$0</u>	<u>\$2,676,778</u>	<u>\$3,233,335</u>

**THIS PAGE INTENTIONALLY LEFT BLANK**

---



## **NONMAJOR SPECIAL REVENUE FUNDS**

### **Fund Descriptions**

**Food Services** - To account for the financial transactions related to the food service operation of the School District.

**Other Grants** - To account for local funds, which are provided to assist the District with various programs.

**Vocational Adult Education** - To account for revenues and expenditures involved in upgrading and retraining out-of-school youth and adults for the purpose of improving their skills and knowledge in their current or planned occupation.

**Public School Preschool** - To account for state resources provided to assist the District with the cost of pre-school programs for three and four year old students.

**Data Communication** - To account for money appropriated for Ohio Educational Computer Network Connections.

**High Schools That Work** – To account for state funds for the school improvement initiative to raise student achievement in high school.

**Adult Basic Education & Literacy** - To account for federal monies used to provide for instructional programs for persons 16 years of age and older who are not enrolled in school and who have less than a twelfth-grade education or its equivalent. Funds are expended for development of basic educational skills; increase of opportunities for useful employment; improvement of attitudes towards self, family and community.

**Resident Educator Grant** – To account for federal monies used to provide services for resident educators.

**Vocational Education Perkins Grant** - To account for the development of vocational education programs in the following categories: secondary, post-secondary, adult, disadvantaged and handicapped persons, exemplary programs, cooperative education, ancillary services, research, advisory committees, and work-study projects.

**Improving Teacher Quality Grant** - To account for federal funds designed to provide professional development for teachers and increasing the quality of teachers in the classroom.

**Miscellaneous Federal Grants** - To account for various monies received directly from the federal government, which are, not classified elsewhere.

Great Oaks Institute of Technology and Career Development  
Combining Balance Sheet  
Nonmajor Special Revenue Funds  
June 30, 2013

	Food Services	Other Grants	Vocational Adult Education	Public School Preschool
<b>Assets:</b>				
Equity in Pooled Cash and Investments	\$63,231	\$48,146	\$596,630	\$0
<b>Receivables:</b>				
Accounts	0	0	111,819	0
Intergovernmental	0	0	45,000	0
<b>Total Assets</b>	<b>63,231</b>	<b>48,146</b>	<b>753,449</b>	<b>0</b>
<b>Liabilities and Fund Balances:</b>				
<b>Liabilities:</b>				
Accounts Payable	0	0	5,077	0
Accrued Wages and Benefits	17,985	0	221,024	0
Compensated Absences	0	0	23,475	0
Interfund Payable	0	0	45,000	0
Deferred Revenue	0	0	30,000	0
<b>Total Liabilities</b>	<b>17,985</b>	<b>0</b>	<b>324,576</b>	<b>0</b>
<b>Fund Balances:</b>				
Restricted	45,246	48,146	428,873	0
Unassigned	0	0	0	0
<b>Total Fund Balances</b>	<b>45,246</b>	<b>48,146</b>	<b>428,873</b>	<b>0</b>
<b>Total Liabilities and Fund Balances</b>	<b>\$63,231</b>	<b>\$48,146</b>	<b>\$753,449</b>	<b>\$0</b>

Data Communication	High Schools That Work	Adult Basic Education & Literacy	Resident Educator Grant	Vocational Education Perkins Grant	Improving Teacher Quality Grant
\$0	\$0	\$49,047	\$0	\$67,724	\$0
0	0	0	0	0	0
0	0	71,743	0	408,893	0
0	0	120,790	0	476,617	0
0	0	0	0	0	0
0	0	0	0	57,092	0
0	0	0	0	52,103	0
0	0	71,743	0	408,887	0
0	0	0	0	0	0
0	0	71,743	0	518,082	0
0	0	49,047	0	0	0
0	0	0	0	(41,465)	0
0	0	49,047	0	(41,465)	0
\$0	\$0	\$120,790	\$0	\$476,617	\$0

Continued

Great Oaks Institute of Technology and Career  
Combining Balance Sheet  
Nonmajor Special Revenue Funds  
June 30, 2013

	Miscellaneous Federal Grants	Total Nonmajor Special Revenue Funds
Assets:		
Equity in Pooled Cash and Investments	\$1	\$824,779
Receivables:		
Accounts	0	111,819
Intergovernmental	26,709	552,345
<b>Total Assets</b>	<b>26,710</b>	<b>1,488,943</b>
Liabilities and Fund Balances:		
Liabilities:		
Accounts Payable	0	5,077
Accrued Wages and Benefits	0	296,101
Compensated Absences	0	75,578
Interfund Payable	0	525,630
Deferred Revenue	0	30,000
<b>Total Liabilities</b>	<b>0</b>	<b>932,386</b>
Fund Balances:		
Restricted	26,710	598,022
Unassigned	0	(41,465)
<b>Total Fund Balances</b>	<b>26,710</b>	<b>556,557</b>
<b>Total Liabilities and Fund Balances</b>	<b>\$26,710</b>	<b>\$1,488,943</b>



**THIS PAGE INTENTIONALLY LEFT BLANK**

---



Great Oaks Institute of Technology and Career Development  
Combining Statement of Revenues, Expenditures  
and Changes in Fund Balance  
Nonmajor Special Revenue Funds  
For the Fiscal Year Ended June 30, 2013

	Food Services	Other Grants	Vocational Adult Education	Public School Preschool
Revenues:				
Tuition and Fees	\$0	\$0	\$3,406,338	\$0
Intergovernmental	548,350	30,000	1,187,650	64,000
Charges for Services	366,178	0	423,308	0
Other Revenues	27,442	4,980	64,451	0
<b>Total Revenues</b>	<b>941,970</b>	<b>34,980</b>	<b>5,081,747</b>	<b>64,000</b>
Expenditures:				
Current:				
Instruction:				
Regular	0	0	0	49,020
Vocational	0	4,824	0	0
Adult/Continuing	0	0	4,873,414	0
Support Services:				
Pupil	0	0	0	14,980
Instructional Staff	0	0	0	0
School Administration	0	0	0	0
Fiscal	0	0	59,241	0
Central	0	50,922	0	0
Operation of Non-Instructional Services	1,055,898	0	0	0
<b>Total Expenditures</b>	<b>1,055,898</b>	<b>55,746</b>	<b>4,932,655</b>	<b>64,000</b>
Excess of Revenues Over (Under) Expenditures	(113,928)	(20,766)	149,092	0
Other Financing Sources (Uses):				
Transfers In	100,000	0	0	0
<b>Total Other Financing Sources (Uses)</b>	<b>100,000</b>	<b>0</b>	<b>0</b>	<b>0</b>
Net Change in Fund Balance	(13,928)	(20,766)	149,092	0
Fund Balance Beginning of Year	59,174	68,912	279,781	0
<b>Fund Balance End of Year</b>	<b>\$45,246</b>	<b>\$48,146</b>	<b>\$428,873</b>	<b>\$0</b>

<u>Data Communication</u>	<u>High Schools That Work</u>	<u>Adult Basic Education &amp; Literacy</u>	<u>Resident Educator Grant</u>	<u>Vocational Education Perkins Grant</u>	<u>Improving Teacher Quality Grant</u>
\$0	\$0	\$0	\$0	\$0	\$0
7,200	34,375	711,579	700	1,747,718	28,194
0	0	0	0	0	0
0	0	0	0	0	0
<u>7,200</u>	<u>34,375</u>	<u>711,579</u>	<u>700</u>	<u>1,747,718</u>	<u>28,194</u>
0	0	0	0	0	0
0	0	0	0	0	0
0	0	508,060	0	259,204	0
0	34,375	0	0	1,566,946	0
0	0	125,164	700	0	28,194
0	0	49,173	0	0	0
0	0	0	0	0	0
7,200	0	0	0	0	0
0	0	0	0	0	0
<u>7,200</u>	<u>34,375</u>	<u>682,397</u>	<u>700</u>	<u>1,826,150</u>	<u>28,194</u>
0	0	29,182	0	(78,432)	0
0	0	0	0	0	0
0	0	0	0	0	0
0	0	29,182	0	(78,432)	0
0	0	19,865	0	36,967	0
<u>\$0</u>	<u>\$0</u>	<u>\$49,047</u>	<u>\$0</u>	<u>(\$41,465)</u>	<u>\$0</u>

Continued

Great Oaks Institute of Technology and Career C  
Combining Statement of Revenues, Expenditure  
and Changes in Fund Balance  
Nonmajor Special Revenue Funds  
For the Fiscal Year Ended June 30, 2013

	Miscellaneous Federal Grants	Total Nonmajor Special Revenue Funds
Revenues:		
Tuition and Fees	\$0	\$3,406,338
Intergovernmental	187,872	4,547,638
Charges for Services	0	789,486
Other Revenues	0	96,873
<b>Total Revenues</b>	<b>187,872</b>	<b>8,840,335</b>
Expenditures:		
Current:		
Instruction:		
Regular	0	49,020
Vocational	0	4,824
Adult/Continuing	130,448	5,771,126
Support Services:		
Pupil	0	1,616,301
Instructional Staff	0	154,058
School Administration	0	49,173
Fiscal	0	59,241
Central	0	58,122
Operation of Non-Instructional Services	0	1,055,898
<b>Total Expenditures</b>	<b>130,448</b>	<b>8,817,763</b>
Excess of Revenues Over (Under) Expenditures	57,424	22,572
Other Financing Sources (Uses):		
Transfers In	5,882	105,882
<b>Total Other Financing Sources (Uses)</b>	<b>5,882</b>	<b>105,882</b>
Net Change in Fund Balance	63,306	128,454
Fund Balance Beginning of Year	(36,596)	428,103
<b>Fund Balance End of Year</b>	<b>\$26,710</b>	<b>\$556,557</b>

Great Oaks Institute of Technology and Career Development  
 Schedule of Revenues, Expenditures and Changes in Fund Balance  
 Budget and Actual (Non-GAAP Budgetary Basis)  
 For the Fiscal Year Ended June 30, 2013

	Food Services Fund		
	Final Budget	Actual	Variance from Final Budget
Revenues:			
Intergovernmental	\$536,557	\$548,350	\$11,793
Charges for Services	358,303	366,178	7,875
Other Revenues	26,852	27,442	590
<b>Total Revenues</b>	<b>921,712</b>	<b>941,970</b>	<b>20,258</b>
Expenditures:			
Current:			
Operation of Non-Instructional Services	1,085,398	1,051,682	33,716
<b>Total Expenditures</b>	<b>1,085,398</b>	<b>1,051,682</b>	<b>33,716</b>
<b>Excess of Revenues Over (Under) Expenditures</b>	<b>(163,686)</b>	<b>(109,712)</b>	<b>53,974</b>
Other Financing Sources (Uses):			
Advances In	48,925	50,000	1,075
Advances (Out)	(51,603)	(50,000)	1,603
Transfers In	97,849	100,000	2,151
<b>Total Other Financing Sources (Uses)</b>	<b>95,171</b>	<b>100,000</b>	<b>4,829</b>
<b>Net Change in Fund Balance</b>	<b>(68,515)</b>	<b>(9,712)</b>	<b>58,803</b>
Fund Balance Beginning of Year (includes prior year encumbrances appropriated)	72,943	72,943	0
<b>Fund Balance End of Year</b>	<b>\$4,428</b>	<b>\$63,231</b>	<b>\$58,803</b>

Great Oaks Institute of Technology and Career Development  
 Schedule of Revenues, Expenditures and Changes in Fund Balance  
 Budget and Actual (Non-GAAP Budgetary Basis)  
 For the Fiscal Year Ended June 30, 2013

	Final Budget	Other Grants Fund Actual	Variance from Final Budget
Revenues:			
Intergovernmental	\$21,424	\$30,000	\$8,576
Other Revenues	3,556	4,980	1,424
Total Revenues	<u>24,980</u>	<u>34,980</u>	<u>10,000</u>
Expenditures:			
Current:			
Instruction:			
Vocational	6,719	5,138	1,581
Support Services:			
Central	66,593	50,922	15,671
Total Expenditures	<u>73,312</u>	<u>56,060</u>	<u>17,252</u>
Net Change in Fund Balance	(48,332)	(21,080)	27,252
Fund Balance Beginning of Year (includes prior year encumbrances appropriated)	<u>68,912</u>	<u>68,912</u>	<u>0</u>
Fund Balance End of Year	<u><u>\$20,580</u></u>	<u><u>\$47,832</u></u>	<u><u>\$27,252</u></u>

Great Oaks Institute of Technology and Career Development  
Schedule of Revenues, Expenditures and Changes in Fund Balance  
Budget and Actual (Non-GAAP Budgetary Basis)  
For the Fiscal Year Ended June 30, 2013

	Vocational Adult Education Fund		
	Final Budget	Actual	Variance from Final Budget
Revenues:			
Tuition and Fees	\$3,235,146	\$3,440,051	\$204,905
Intergovernmental	1,137,771	1,209,834	72,063
Charges for Services	365,405	388,549	23,144
Other Revenues	62,770	66,746	3,976
<b>Total Revenues</b>	<b>4,801,092</b>	<b>5,105,180</b>	<b>304,088</b>
Expenditures:			
Current:			
Instruction:			
Adult/Continuing	4,923,191	4,891,459	31,732
Support Services:			
Fiscal	59,664	59,279	385
<b>Total Expenditures</b>	<b>4,982,855</b>	<b>4,950,738</b>	<b>32,117</b>
<b>Excess of Revenues Over (Under) Expenditures</b>	<b>(181,763)</b>	<b>154,442</b>	<b>336,205</b>
Other Financing Sources (Uses):			
Advances In	42,320	45,000	2,680
Advances (Out)	(112,276)	(111,552)	724
Transfers In	128,225	136,346	8,121
Transfers (Out)	(137,231)	(136,346)	885
<b>Total Other Financing Sources (Uses)</b>	<b>(78,962)</b>	<b>(66,552)</b>	<b>12,410</b>
<b>Net Change in Fund Balance</b>	<b>(260,725)</b>	<b>87,890</b>	<b>348,615</b>
Fund Balance Beginning of Year (includes prior year encumbrances appropriated)	477,003	477,003	0
<b>Fund Balance End of Year</b>	<b>\$216,278</b>	<b>\$564,893</b>	<b>\$348,615</b>

Great Oaks Institute of Technology and Career Development  
 Schedule of Revenues, Expenditures and Changes in Fund Balance  
 Budget and Actual (Non-GAAP Budgetary Basis)  
 For the Fiscal Year Ended June 30, 2013

	Public School Preschool Fund		
	Final Budget	Actual	Variance from Final Budget
Revenues:			
Intergovernmental	\$64,000	\$64,000	\$0
<b>Total Revenues</b>	<b>64,000</b>	<b>64,000</b>	<b>0</b>
Expenditures:			
Current:			
Instruction:			
Regular	49,020	49,020	0
Support Services:			
Pupil	14,980	14,980	0
<b>Total Expenditures</b>	<b>64,000</b>	<b>64,000</b>	<b>0</b>
Excess of Revenues Over (Under) Expenditures	0	0	0
Other Financing Sources (Uses):			
Advances In	10,000	10,000	0
Advances (Out)	(10,000)	(10,000)	0
<b>Total Other Financing Sources (Uses)</b>	<b>0</b>	<b>0</b>	<b>0</b>
Net Change in Fund Balance	0	0	0
Fund Balance Beginning of Year (includes prior year encumbrances appropriated)	0	0	0
<b>Fund Balance End of Year</b>	<b>\$0</b>	<b>\$0</b>	<b>\$0</b>



Great Oaks Institute of Technology and Career Development  
 Schedule of Revenues, Expenditures and Changes in Fund Balance  
 Budget and Actual (Non-GAAP Budgetary Basis)  
 For the Fiscal Year Ended June 30, 2013

	Data Communication Fund		
	Final Budget	Actual	Variance from Final Budget
Revenues:			
Intergovernmental	\$7,200	\$7,200	\$0
Total Revenues	7,200	7,200	0
Expenditures:			
Current:			
Support Services:			
Central	7,200	7,200	0
Total Expenditures	7,200	7,200	0
Net Change in Fund Balance	0	0	0
Fund Balance Beginning of Year (includes prior year encumbrances appropriated)	0	0	0
Fund Balance End of Year	\$0	\$0	\$0

Great Oaks Institute of Technology and Career Development  
 Schedule of Revenues, Expenditures and Changes in Fund Balance  
 Budget and Actual (Non-GAAP Budgetary Basis)  
 For the Fiscal Year Ended June 30, 2013

	High Schools That Work Fund		
	Final Budget	Actual	Variance from Final Budget
Revenues:			
Intergovernmental	\$34,375	\$34,375	\$0
Total Revenues	34,375	34,375	0
Expenditures:			
Current:			
Support Services:			
Pupil	34,375	34,375	0
Total Expenditures	34,375	34,375	0
Excess of Revenues Over (Under) Expenditures	0	0	0
Other Financing Sources (Uses):			
Advances In	3,700	3,700	0
Advances (Out)	(3,700)	(3,700)	0
Total Other Financing Sources (Uses)	0	0	0
Net Change in Fund Balance	0	0	0
Fund Balance Beginning of Year (includes prior year encumbrances appropriated)	0	0	0
Fund Balance End of Year	\$0	\$0	\$0

Great Oaks Institute of Technology and Career Development  
 Schedule of Revenues, Expenditures and Changes in Fund Balance  
 Budget and Actual (Non-GAAP Budgetary Basis)  
 For the Fiscal Year Ended June 30, 2013

	Adult Basic Education & Literacy Fund		
	Final Budget	Actual	Variance from Final Budget
Revenues:			
Intergovernmental	\$814,520	\$814,520	\$0
Total Revenues	<u>814,520</u>	<u>814,520</u>	<u>0</u>
Expenditures:			
Current:			
Instruction:			
Adult/Continuing	557,144	557,144	0
Support Services:			
Instructional Staff	125,164	125,164	0
School Administration	53,795	53,795	0
Total Expenditures	<u>736,103</u>	<u>736,103</u>	<u>0</u>
Excess of Revenues Over (Under) Expenditures	<u>78,417</u>	<u>78,417</u>	<u>0</u>
Other Financing Sources (Uses):			
Advances In	135,000	135,000	0
Advances (Out)	(237,941)	(237,941)	0
Total Other Financing Sources (Uses)	<u>(102,941)</u>	<u>(102,941)</u>	<u>0</u>
Net Change in Fund Balance	(24,524)	(24,524)	0
Fund Balance Beginning of Year (includes prior year encumbrances appropriated)	<u>24,524</u>	<u>24,524</u>	<u>0</u>
Fund Balance End of Year	<u>\$0</u>	<u>\$0</u>	<u>\$0</u>

Great Oaks Institute of Technology and Career Development  
 Schedule of Revenues, Expenditures and Changes in Fund Balance  
 Budget and Actual (Non-GAAP Budgetary Basis)  
 For the Fiscal Year Ended June 30, 2013

	Resident Educator Grant Fund		
	Final Budget	Actual	Variance from Final Budget
Revenues:			
Intergovernmental	\$700	\$700	\$0
Total Revenues	700	700	0
Expenditures:			
Current:			
Support Services:			
Instructional Staff	700	700	0
Total Expenditures	700	700	0
Net Change in Fund Balance	0	0	0
Fund Balance Beginning of Year (includes prior year encumbrances appropriated)	0	0	0
Fund Balance End of Year	\$0	\$0	\$0

Great Oaks Institute of Technology and Career Development  
 Schedule of Revenues, Expenditures and Changes in Fund Balance  
 Budget and Actual (Non-GAAP Budgetary Basis)  
 For the Fiscal Year Ended June 30, 2013

	Vocational Education Perkins Grant Fund		
	Final Budget	Actual	Variance from Final Budget
Revenues:			
Intergovernmental	\$1,625,346	\$1,625,348	\$2
Total Revenues	<u>1,625,346</u>	<u>1,625,348</u>	<u>2</u>
Expenditures:			
Current:			
Instruction:			
Adult/Continuing	267,436	258,879	8,557
Support Services:			
Pupil	<u>1,552,341</u>	<u>1,502,673</u>	<u>49,668</u>
Total Expenditures	<u>1,819,777</u>	<u>1,761,552</u>	<u>58,225</u>
Excess of Revenues Over (Under) Expenditures	<u>(194,431)</u>	<u>(136,204)</u>	<u>58,227</u>
Other Financing Sources (Uses):			
Advances In	409,713	409,713	0
Advances (Out)	<u>(296,847)</u>	<u>(287,349)</u>	<u>9,498</u>
Total Other Financing Sources (Uses)	<u>112,866</u>	<u>122,364</u>	<u>9,498</u>
Net Change in Fund Balance	(81,565)	(13,840)	67,725
Fund Balance Beginning of Year (includes prior year encumbrances appropriated)	<u>81,565</u>	<u>81,565</u>	<u>0</u>
Fund Balance End of Year	<u>\$0</u>	<u>\$67,725</u>	<u>\$67,725</u>

Great Oaks Institute of Technology and Career Development  
 Schedule of Revenues, Expenditures and Changes in Fund Balance  
 Budget and Actual (Non-GAAP Budgetary Basis)  
 For the Fiscal Year Ended June 30, 2013

	Improving Teacher Quality Grant Fund		
	Final Budget	Actual	Variance from Final Budget
Revenues:			
Intergovernmental	\$28,194	\$28,194	\$0
Total Revenues	28,194	28,194	0
Expenditures:			
Current:			
Support Services:			
Instructional Staff	28,194	28,194	0
Total Expenditures	28,194	28,194	0
Excess of Revenues Over (Under) Expenditures	0	0	0
Other Financing Sources (Uses):			
Advances In	18,485	18,485	0
Advances (Out)	(18,485)	(18,485)	0
Total Other Financing Sources (Uses)	0	0	0
Net Change in Fund Balance	0	0	0
Fund Balance Beginning of Year (includes prior year encumbrances appropriated)	0	0	0
Fund Balance End of Year	\$0	\$0	\$0

Great Oaks Institute of Technology and Career Development  
 Schedule of Revenues, Expenditures and Changes in Fund Balance  
 Budget and Actual (Non-GAAP Budgetary Basis)  
 For the Fiscal Year Ended June 30, 2013

	Miscellaneous Federal Grants Fund		
	Final Budget	Actual	Variance from Final Budget
Revenues:			
Intergovernmental	\$161,163	\$161,163	\$0
Total Revenues	<u>161,163</u>	<u>161,163</u>	<u>0</u>
Expenditures:			
Current:			
Instruction:			
Adult/Continuing	<u>140,870</u>	<u>140,869</u>	<u>1</u>
Total Expenditures	<u>140,870</u>	<u>140,869</u>	<u>1</u>
Excess of Revenues Over (Under) Expenditures	<u>20,293</u>	<u>20,294</u>	<u>1</u>
Other Financing Sources (Uses):			
Advances (Out)	<u>(59,692)</u>	<u>(59,692)</u>	<u>0</u>
Total Other Financing Sources (Uses)	<u>(59,692)</u>	<u>(59,692)</u>	<u>0</u>
Net Change in Fund Balance	(39,399)	(39,398)	1
Fund Balance Beginning of Year (includes prior year encumbrances appropriated)	<u>39,399</u>	<u>39,399</u>	<u>0</u>
Fund Balance End of Year	<u>\$0</u>	<u>\$1</u>	<u>\$1</u>

## **NONMAJOR DEBT SERVICE FUND**

### **Fund Description**

**Debt Service Fund** – The Debt Service Fund is used for the accumulation of resources for and the payment of general obligation bond principal and interest and certain other long-term obligations from governmental resources when the District is obligated in some manner for the payment.



Great Oaks Institute of Technology and Career Development  
 Schedule of Revenues, Expenditures and Changes in Fund Balance  
 Budget and Actual (Non-GAAP Budgetary Basis)  
 For the Fiscal Year Ended June 30, 2013

	Debt Service Fund		
	Final Budget	Actual	Variance from Final Budget
Revenues:			
Taxes	\$0	\$0	\$0
Total Revenues	0	0	0
Expenditures:			
Debt Service:			
Principal Retirement	1,325,000	1,325,000	0
Interest and Fiscal Charges	468,788	468,788	0
Total Expenditures	1,793,788	1,793,788	0
Excess of Revenues Over (Under) Expenditures	(1,793,788)	(1,793,788)	0
Other Financing Sources (Uses):			
Transfers In	1,793,788	1,793,788	0
Total Other Financing Sources (Uses)	1,793,788	1,793,788	0
Net Change in Fund Balance	0	0	0
Fund Balance Beginning of Year (includes prior year encumbrances appropriated)	0	0	0
Fund Balance End of Year	\$0	\$0	\$0

**THIS PAGE INTENTIONALLY LEFT BLANK**

---



## **NONMAJOR CAPITAL PROJECTS FUNDS**

### **Fund Descriptions**

**Capital Projects** - To account for financial resources to be used for the acquisition or construction of major capital facilities other than those financed by trust funds.

**Building** – To account for all transactions related to the construction of new buildings.

Great Oaks Institute of Technology and Career Development  
Combining Balance Sheet  
Nonmajor Capital Projects Funds  
June 30, 2013

	Capital Projects	Building	Total Nonmajor Capital Projects Funds
Assets:			
Equity in Pooled Cash and Investments	\$2,991,630	\$30,832	\$3,022,462
Restricted Cash and Investments	20,982	0	20,982
<b>Total Assets</b>	<b>3,012,612</b>	<b>30,832</b>	<b>3,043,444</b>
Liabilities and Fund Balances:			
Liabilities:			
Accounts Payable	19,395	0	19,395
Retainage Payable	20,982	0	20,982
Contracts Payable	326,289	0	326,289
<b>Total Liabilities</b>	<b>366,666</b>	<b>0</b>	<b>366,666</b>
Fund Balances:			
Restricted	0	30,832	30,832
Committed	2,645,946	0	2,645,946
<b>Total Fund Balances</b>	<b>2,645,946</b>	<b>30,832</b>	<b>2,676,778</b>
<b>Total Liabilities and Fund Balances</b>	<b>\$3,012,612</b>	<b>\$30,832</b>	<b>\$3,043,444</b>

Great Oaks Institute of Technology and Career Development  
Combining Statement of Revenues, Expenditures  
and Changes in Fund Balance  
Nonmajor Capital Projects Funds  
For the Fiscal Year Ended June 30, 2013

	Capital Projects	Building	Total Nonmajor Capital Projects Funds
Revenues:			
Taxes	\$0	\$0	\$0
Total Revenues	0	0	0
Expenditures:			
Current:			
Instruction:			
Vocational	1,098,858	0	1,098,858
Support Services:			
Pupil Transportation	225,540	0	225,540
Central	1,050,454	0	1,050,454
Capital Outlay	3,497,177	109,128	3,606,305
Total Expenditures	5,872,029	109,128	5,981,157
Excess of Revenues Over (Under) Expenditures	(5,872,029)	(109,128)	(5,981,157)
Other Financing Sources (Uses):			
Transfers In	5,305,094	0	5,305,094
Total Other Financing Sources (Uses)	5,305,094	0	5,305,094
Net Change in Fund Balance	(566,935)	(109,128)	(676,063)
Fund Balance Beginning of Year	3,212,881	139,960	3,352,841
Fund Balance End of Year	\$2,645,946	\$30,832	\$2,676,778

Great Oaks Institute of Technology and Career Development  
Schedule of Revenues, Expenditures and Changes in Fund Balance  
Budget and Actual (Non-GAAP Budgetary Basis)  
For the Fiscal Year Ended June 30, 2013

	Capital Projects Fund		
	Final Budget	Actual	Variance from Final Budget
Revenues:			
Taxes	\$0	\$0	\$0
Total Revenues	0	0	0
Expenditures:			
Current:			
Instruction:			
Vocational	1,486,681	1,433,953	52,728
Support Services:			
Pupil Transportation	233,833	225,540	8,293
Central	1,119,787	1,080,072	39,715
Capital Outlay	5,275,288	5,088,192	187,096
Total Expenditures	8,115,589	7,827,757	287,832
Excess of Revenues Over (Under) Expenditures	(8,115,589)	(7,827,757)	287,832
Other Financing Sources (Uses):			
Transfers In	3,889,047	5,305,095	1,416,048
Total Other Financing Sources (Uses)	3,889,047	5,305,095	1,416,048
Net Change in Fund Balance	(4,226,542)	(2,522,662)	1,703,880
Fund Balance Beginning of Year (includes prior year encumbrances appropriated)	4,226,542	4,226,542	0
Fund Balance End of Year	\$0	\$1,703,880	\$1,703,880

Great Oaks Institute of Technology and Career Development  
 Schedule of Revenues, Expenditures and Changes in Fund Balance  
 Budget and Actual (Non-GAAP Budgetary Basis)  
 For the Fiscal Year Ended June 30, 2013

	Building Fund		
	Final Budget	Actual	Variance from Final Budget
Revenues:			
Taxes	\$0	\$0	\$0
Total Revenues	0	0	0
Expenditures:			
Capital Outlay	205,958	181,792	24,166
Total Expenditures	205,958	181,792	24,166
Net Change in Fund Balance	(205,958)	(181,792)	24,166
Fund Balance Beginning of Year (includes prior year encumbrances appropriated)	212,284	212,284	0
Fund Balance End of Year	\$6,326	\$30,492	\$24,166

## **OTHER GENERAL FUNDS**

With the implementation of GASB Statement No. 54, certain funds that the District prepares legally adopted budgets for no longer meet the definition to be reported as Special Revenue funds and have been included with the General Fund in the governmental fund financial statements. The District has only presented the budget schedules for these funds.

### **Fund Descriptions**

**Uniform School Supplies** - To account for the purchase and sale of school supplies, such as workbooks and toolkits, as adopted by the Board of Directors.

**Public School Support** - To account for specific local revenue sources generated by the individual school buildings. Expenditures generally include field trips, materials, equipment and other items to supplement co-curricular and extracurricular programs.

**District Managed Student Activity** - To account for those student activity programs which have student participation in the activity but do not have student management in the programs.

**Child Care Services** - To account for operations of child care for students and is financed partly through user charges.

**Flex Spending Plan** – To account for monies related to the District’s flex spending plan.



Great Oaks Institute of Technology and Career Development  
Schedule of Revenues, Expenditures and Changes in Fund Balance  
Budget and Actual (Non-GAAP Budgetary Basis)  
For the Fiscal Year Ended June 30, 2013

	Uniform School Supplies Fund (1)		
	Final Budget	Actual	Variance from Final Budget
Revenues:			
Tuition and Fees	\$182,406	\$182,338	(\$68)
Total Revenues	<u>182,406</u>	<u>182,338</u>	<u>(68)</u>
Expenditures:			
Current:			
Support Services:			
Central	110,557	106,600	3,957
Operation of Non-Instructional Services	542,043	522,645	19,398
Total Expenditures	<u>652,600</u>	<u>629,245</u>	<u>23,355</u>
Excess of Revenues Over (Under) Expenditures	<u>(470,194)</u>	<u>(446,907)</u>	<u>23,287</u>
Other Financing Sources (Uses):			
Transfers In	475,176	475,000	(176)
Total Other Financing Sources (Uses)	<u>475,176</u>	<u>475,000</u>	<u>(176)</u>
Net Change in Fund Balance	4,982	28,093	23,111
Fund Balance Beginning of Year (includes prior year encumbrances appropriated)	<u>245,967</u>	<u>245,967</u>	<u>0</u>
Fund Balance End of Year	<u>\$250,949</u>	<u>\$274,060</u>	<u>\$23,111</u>

(1) For GAAP reporting, this fund is combined with the General Fund

Great Oaks Institute of Technology and Career Development  
 Schedule of Revenues, Expenditures and Changes in Fund Balance  
 Budget and Actual (Non-GAAP Budgetary Basis)  
 For the Fiscal Year Ended June 30, 2013

	Public School Support Fund (1)		
	Final Budget	Actual	Variance from Final Budget
Revenues:			
Other Revenues	\$9,187	\$9,203	\$16
Total Revenues	9,187	9,203	16
Expenditures:			
Current:			
Extracurricular Activities	10,508	6,831	3,677
Total Expenditures	10,508	6,831	3,677
Net Change in Fund Balance	(1,321)	2,372	3,693
Fund Balance Beginning of Year (includes prior year encumbrances appropriated)	1,344	1,344	0
Fund Balance End of Year	\$23	\$3,716	\$3,693

(1) For GAAP reporting, this fund is combined with the General Fund

Great Oaks Institute of Technology and Career Development  
 Schedule of Revenues, Expenditures and Changes in Fund Balance  
 Budget and Actual (Non-GAAP Budgetary Basis)  
 For the Fiscal Year Ended June 30, 2013

	District Managed Student Activity Fund (1)		
	Final Budget	Actual	Variance from Final Budget
Revenues:			
Extracurricular Activities	\$70,689	\$70,689	\$0
Total Revenues	<u>70,689</u>	<u>70,689</u>	<u>0</u>
Expenditures:			
Current:			
Instruction:			
Vocational	70,689	70,689	0
Total Expenditures	<u>70,689</u>	<u>70,689</u>	<u>0</u>
Net Change in Fund Balance	0	0	0
Fund Balance Beginning of Year (includes prior year encumbrances appropriated)	<u>0</u>	<u>0</u>	<u>0</u>
Fund Balance End of Year	<u><u>\$0</u></u>	<u><u>\$0</u></u>	<u><u>\$0</u></u>

(1) For GAAP reporting, this fund is combined with the General Fund

Great Oaks Institute of Technology and Career Development  
 Schedule of Revenues, Expenditures and Changes in Fund Balance  
 Budget and Actual (Non-GAAP Budgetary Basis)  
 For the Fiscal Year Ended June 30, 2013

	Child Care Services Fund (1)		
	Final Budget	Actual	Variance from Final Budget
Revenues:			
Tuition and Fees	\$53,084	\$56,573	\$3,489
Total Revenues	<u>53,084</u>	<u>56,573</u>	<u>3,489</u>
Expenditures:			
Current:			
Operation of Non-Instructional Services	167,169	144,770	22,399
Total Expenditures	<u>167,169</u>	<u>144,770</u>	<u>22,399</u>
Excess of Revenues Over (Under) Expenditures	<u>(114,085)</u>	<u>(88,197)</u>	<u>25,888</u>
Other Financing Sources (Uses):			
Transfers In	93,834	100,000	6,166
Total Other Financing Sources (Uses)	<u>93,834</u>	<u>100,000</u>	<u>6,166</u>
Net Change in Fund Balance	(20,251)	11,803	32,054
Fund Balance Beginning of Year (includes prior year encumbrances appropriated)	<u>82,503</u>	<u>82,503</u>	<u>0</u>
Fund Balance End of Year	<u>\$62,252</u>	<u>\$94,306</u>	<u>\$32,054</u>

(1) For GAAP reporting, this fund is combined with the General Fund

Great Oaks Institute of Technology and Career Development  
Schedule of Revenues, Expenditures and Changes in Fund Balance  
Budget and Actual (Non-GAAP Budgetary Basis)  
For the Fiscal Year Ended June 30, 2013

	Flex Spending Plan Fund (1)		
	Final Budget	Actual	Variance from Final Budget
Revenues:			
Other Revenues	\$271,839	\$289,527	\$17,688
Total Revenues	<u>271,839</u>	<u>289,527</u>	<u>17,688</u>
Expenditures:			
Current:			
Instruction:			
Regular	59,650	55,912	3,738
Vocational	170,602	159,912	10,690
Adult/Continuing	2,224	2,085	139
Support Services:			
Pupil	28,775	26,972	1,803
Instructional Staff	19,803	18,562	1,241
General Administration	3,256	3,052	204
School Administration	30,733	28,807	1,926
Fiscal	14,359	13,459	900
Business	5,611	5,259	352
Operations and Maintenance	52,895	49,581	3,314
Pupil Transportation	3,684	3,453	231
Central	30,279	28,382	1,897
Operation of Non-Instructional Services	<u>129</u>	<u>121</u>	<u>8</u>
Total Expenditures	<u>422,000</u>	<u>395,557</u>	<u>26,443</u>
Excess of Revenues Over (Under) Expenditures	<u>(150,161)</u>	<u>(106,030)</u>	<u>44,131</u>
Other Financing Sources (Uses):			
Transfers In	<u>128,161</u>	<u>136,500</u>	<u>8,339</u>
Total Other Financing Sources (Uses)	<u>128,161</u>	<u>136,500</u>	<u>8,339</u>
Net Change in Fund Balance	(22,000)	30,470	52,470
Fund Balance Beginning of Year (includes prior year encumbrances appropriated)	<u>120,165</u>	<u>120,165</u>	<u>0</u>
Fund Balance End of Year	<u><u>\$98,165</u></u>	<u><u>\$150,635</u></u>	<u><u>\$52,470</u></u>

(1) For GAAP reporting, this fund is combined with the General Fund

## **NONMAJOR FUNDS**

### **Fiduciary funds**

Fiduciary fund types are used to account for assets held by the District in a trustee capacity or as an agent for individuals, private organizations, other governmental units and/or other funds.

**Student Managed Activity (Agency Fund)** – Fund used to account for resources that belong to various student groups in the District. Students are involved in the management of the program.

**District Agency (Agency Fund)** – Fund used to account for assets held by Great Oaks as an agent for individuals, private organizations, other governmental units, and/or other funds.

Great Oaks Institute of Technology and Career Development  
Statement of Changes In Assets and Liabilities  
Agency Funds  
For the Fiscal Year Ended June 30, 2013

	Student Activities			Ending Balance
	Beginning Balance	Additions	Deductions	
Assets:				
Equity in Pooled Cash and Investments	\$115,639	\$265,823	\$242,070	\$139,392
Receivables:				
Accounts	0	22,821	0	22,821
<b>Total Assets</b>	<b>115,639</b>	<b>288,644</b>	<b>242,070</b>	<b>162,213</b>

Liabilities:				
Accounts Payable	1,668	3,968	1,668	3,968
Other Liabilities	113,971	284,676	240,402	158,245
<b>Total Liabilities</b>	<b>\$115,639</b>	<b>\$288,644</b>	<b>\$242,070</b>	<b>\$162,213</b>

	District Agency			Ending Balance
	Beginning Balance	Additions	Deductions	
Assets:				
Equity in Pooled Cash and Investments	\$144,384	\$1,547,749	\$1,499,689	\$192,444
Receivables:				
Accounts	21,515	46,502	21,515	46,502
Intergovernmental	209,773	165,438	209,773	165,438
<b>Total Assets</b>	<b>375,672</b>	<b>1,759,689</b>	<b>1,730,977</b>	<b>404,384</b>

Liabilities:				
Accounts Payable	0	21,131	0	21,131
Other Liabilities	375,672	1,738,558	1,730,977	383,253
<b>Total Liabilities</b>	<b>\$375,672</b>	<b>\$1,759,689</b>	<b>\$1,730,977</b>	<b>\$404,384</b>

	Total All Agency Funds			Ending Balance
	Beginning Balance	Additions	Deductions	
Assets:				
Equity in Pooled Cash and Investments	\$260,023	\$1,813,572	\$1,741,759	\$331,836
Receivables:				
Accounts	21,515	69,323	21,515	69,323
Interest	209,773	165,438	209,773	165,438
<b>Total Assets</b>	<b>491,311</b>	<b>2,048,333</b>	<b>1,973,047</b>	<b>566,597</b>

Liabilities:				
Accounts Payable	1,668	25,099	1,668	25,099
Other Liabilities	489,643	2,023,234	1,971,379	541,498
<b>Total Liabilities</b>	<b>\$491,311</b>	<b>\$2,048,333</b>	<b>\$1,973,047</b>	<b>\$566,597</b>

**THIS PAGE INTENTIONALLY LEFT BLANK**

---





Great Oaks Institute of Technology and Career Development  
Cincinnati, Ohio

---

---

# Statistical Section

---

---



## STATISTICAL SECTION

This part of the District's comprehensive annual financial report presents detailed information as a context for understanding what the information in the financial statements, note disclosures, and required supplementary information says about the District's overall financial health.

### **Contents**

**Financial Trends** - These schedules contain trend information to help the reader understand how the District's financial position has changed over time.

**Revenue Capacity** - These schedules contain information to help the reader understand and assess the District's most significant local revenue source, the income tax.

**Debt Capacity** - These schedules present information to help the reader assess the affordability of the District's current levels of outstanding debt and the District's ability to issue additional debt in the future.

**Economic and Demographic Information** - These schedules offer economic and demographic indicators to help the reader understand the environment within which the District's financial activities take place and to provide information that facilitates comparisons of financial information over time and among governments.

**Operating Information** - These schedules contain service and infrastructure data to help the reader understand how the information in the District's financial report relates to the services the District provides and the activities it performs.

**Sources** - Unless otherwise noted, the information in these schedules is derived from the comprehensive annual financial reports for the relevant year.

**GREAT OAKS INSTITUTE OF TECHNOLOGY AND CAREER DEVELOPMENT**

Net Position by Component  
Last Ten Fiscal Years  
(accrual basis of accounting)  
Schedule 1

	2004	2005	2006	2007	2008	2009	2010	2011	2012	2013
Governmental Activities										
Net Investment in Capital Assets	\$31,108,420	\$33,613,218	\$40,303,026	\$43,643,073	\$57,640,595	\$73,901,083	\$89,107,739	\$88,422,801	\$90,396,415	\$91,102,941
Restricted	5,371,068	984,014	921,280	552,293	654,279	0	1,258,960	3,663,767	287,911	439,563
Unrestricted	74,932,711	88,013,381	88,545,487	94,833,680	80,744,058	60,932,606	45,027,282	40,186,190	38,256,894	37,474,782
Total Governmental Net Position	\$111,412,199	\$122,610,613	\$129,769,793	\$139,029,046	\$139,038,932	\$134,833,689	\$135,393,981	\$132,272,758	\$128,941,220	\$129,017,286

Source: District Records

**GREAT OAKS INSTITUTE OF TECHNOLOGY AND CAREER DEVELOPMENT**

Expenses, Program Revenues and Net (Expense)/Revenue

Last Ten Fiscal Years

(accrual basis of accounting)

Schedule Z

	2004	2005	2006	2007	2008	2009	2010	2011	2012	2013
<b>Expenses</b>										
Governmental Activities:										
Instruction	\$34,844,064	\$33,434,830	\$35,847,895	\$36,502,641	\$43,466,640	\$47,158,084	\$41,725,548	\$41,431,681	\$41,090,514	\$37,301,526
Pupil	2,789,472	2,942,070	2,923,520	2,429,066	2,741,530	3,169,358	3,362,956	3,481,175	3,906,382	5,172,692
Instructional Staff	4,037,547	3,687,739	3,846,479	4,357,389	4,321,747	4,715,642	4,799,227	2,838,111	2,358,540	2,734,677
General Administration	159,721	186,469	201,458	213,286	282,351	273,283	456,679	465,900	373,719	390,422
School Administration	3,312,994	3,927,586	4,322,558	3,421,421	4,285,037	4,562,223	4,285,374	4,220,937	4,129,999	3,675,807
Fiscal	1,662,336	1,656,145	1,569,253	1,975,191	1,477,385	2,135,544	2,607,857	2,258,619	1,954,423	1,763,315
Business	391,496	465,486	1,212,784	1,040,780	866,017	1,078,216	904,405	1,182,177	1,032,296	650,678
Operation and Maintenance	7,364,774	7,967,104	8,106,666	7,739,448	9,166,410	9,340,637	7,559,738	8,688,624	7,940,687	6,983,410
Pupil Transportation	200,710	240,050	235,409	438,232	441,229	409,059	387,489	397,964	546,461	715,515
Central	3,508,403	3,753,710	3,948,991	4,318,997	5,339,661	5,858,163	4,991,271	6,368,679	5,298,381	5,044,525
Operation of Non-Instructional Services	1,512,861	1,736,101	1,322,175	1,286,769	1,450,106	1,257,912	2,485,914	1,284,375	1,333,706	1,575,549
Pass Through Payments	361,331	312,955	299,701	619,030	0	0	0	0	0	0
Extracurricular Activities	0	0	0	0	0	0	0	0	2,616	6,831
Interest and Fiscal Charges	291,306	250,199	206,825	566,017	452,247	473,173	525,246	576,693	471,745	499,620
Total Governmental Activities Expenses	60,437,015	60,560,444	64,043,714	64,908,267	74,290,360	80,431,294	74,091,704	73,194,935	70,439,469	66,514,567
<b>Program Revenues</b>										
Governmental Activities:										
Charges for Services and Sales										
Instruction	4,964,544	4,660,608	4,912,301	4,959,495	6,097,071	5,276,699	4,645,081	4,093,296	4,158,093	3,968,103
Pupil	8,830	3,260	12,192	11,989	4,879	2,331	0	0	0	0
Instructional Staff	932	19	22,434	24,864	0	0	0	0	0	0
School Administration	643	427	13,530	11,417	532	0	0	0	0	0
Fiscal	390	427	2,119	1,994	532	0	0	0	52,864	46,151
Business	0	0	0	0	0	0	150,621	0	0	0
Operations and Maintenance	237,217	237,234	237,322	141,759	189,774	70,583	75	0	0	216,187
Operation of Non-Instructional Services	1,009,306	953,340	898,493	912,298	608,982	1,415,129	1,169,218	786,915	518,201	493,440
Pass Through Payments	0	0	0	288,865	0	0	0	0	0	0
Operating Grants and Contributions	6,648,765	6,136,834	6,505,012	5,514,171	6,835,741	5,891,342	5,024,290	4,534,023	4,542,074	4,468,645
Total Program Revenues	12,870,627	11,992,149	12,603,403	11,866,852	13,737,511	12,656,084	10,989,285	9,414,234	9,271,232	9,192,526
<b>Net (Expense)/Revenue</b>	<b>(\$47,566,388)</b>	<b>(\$48,568,295)</b>	<b>(\$51,440,311)</b>	<b>(\$53,041,415)</b>	<b>(\$60,552,849)</b>	<b>(\$67,775,210)</b>	<b>(\$63,102,419)</b>	<b>(\$63,780,701)</b>	<b>(\$61,168,237)</b>	<b>(\$57,322,041)</b>

Source: District Records

**GREAT OAKS INSTITUTE OF TECHNOLOGY AND CAREER DEVELOPMENT**

General Revenues and Total Change in Net Position

Last Ten Fiscal Years

(accrual basis of accounting)

Schedule 3

	2004	2005	2006	2007	2008	2009	2010	2011	2012	2013
<b>Net (Expense)/Revenue</b>	(\$47,566,388)	(\$48,568,295)	(\$51,440,311)	(\$53,041,415)	(\$60,552,849)	(\$67,775,210)	(\$63,102,419)	(\$63,780,701)	(\$61,168,237)	(\$57,322,041)
<b>General Revenues</b>										
Governmental Activities:										
Property Taxes Levied for:										
General Purposes	35,235,006	39,475,545	37,354,193	38,781,349	35,232,446	37,230,847	36,903,406	36,640,353	34,641,281	35,116,672
Grants and Entitlements Not Restricted to Specific Programs	17,226,033	17,315,258	16,934,548	18,363,640	19,870,657	21,576,547	23,228,114	23,090,002	21,517,807	20,611,783
Revenue in Lieu of Taxes	0	0	0	0	0	0	791,963	0	876,407	950,775
Investment Earnings	818,974	1,985,706	3,581,548	4,515,842	3,734,262	3,538,181	1,319,024	205,459	210,071	(76,007)
Other Revenues	1,229,210	990,200	729,202	639,837	959,171	1,224,392	1,420,204	723,664	556,530	794,884
Total General Revenues	54,509,223	59,766,709	58,599,491	62,300,668	59,796,536	63,569,967	63,662,711	60,659,478	57,802,096	57,398,107
<b>Change in Net Position</b>	\$6,942,835	\$11,198,414	\$7,159,180	\$9,259,253	(\$756,313)	(\$4,205,243)	\$560,292	(\$3,121,223)	(\$3,366,141)	\$76,066

Source: District Records

**GREAT OAKS INSTITUTE OF TECHNOLOGY AND CAREER DEVELOPMENT**

Governmental Funds - Fund Balances  
 Last Ten Fiscal Years  
 (modified accrual basis of accounting)  
 Schedule 4

	2004	2005	2006	2007	2008	2009	2010	2011 (1)	2012 (1)	2013 (1)
General Fund										
Reserved	\$9,145,834	\$12,205,966	\$13,213,922	\$12,199,479	\$9,894,975	\$10,486,074	\$11,320,332	\$0	\$0	\$0
Unreserved	63,632,124	62,794,106	59,807,988	63,284,759	52,824,797	44,146,602	24,930,189	0	0	0
Assigned								941,951	456,782	134,800
Unassigned								36,096,920	35,779,664	35,915,704
<b>Total General Fund</b>	<b>72,777,958</b>	<b>75,000,072</b>	<b>73,021,910</b>	<b>75,484,238</b>	<b>62,719,772</b>	<b>54,632,676</b>	<b>36,250,521</b>	<b>37,038,871</b>	<b>36,236,446</b>	<b>36,050,504</b>
All Other Governmental Funds										
Reserved	2,560,255	1,255,696	12,093,791	1,417,005	15,166,289	4,370,149	13,377,482	0	0	0
Unreserved, Reported In:										
Capital Project Funds	2,213,827	9,563,418	2,312,818	15,861,099	2,356,012	9,448,734	4,426,465	0	0	0
Special Revenue Funds	1,592,129	1,524,981	1,164,022	1,065,243	1,653,689	731,886	872,156	0	0	0
Nonspendable								26,628	0	0
Restricted								2,300,352	604,659	628,854
Committed								4,046,284	3,212,881	2,645,946
Unassigned								(98,917)	(36,596)	(41,465)
<b>Total All Other Governmental Funds</b>	<b>\$6,366,211</b>	<b>\$12,344,095</b>	<b>\$15,570,631</b>	<b>\$18,343,347</b>	<b>\$19,175,990</b>	<b>\$14,550,769</b>	<b>\$18,676,103</b>	<b>\$6,274,347</b>	<b>\$3,780,944</b>	<b>\$3,233,335</b>

Source: District Records

(1) - Prior year amounts have not been restated for the implementation of GASB Statement 54. The change in the classification of fund balance amounts in 2011 are discussed in the Notes to the Financial Statements.

**GREAT OAKS INSTITUTE OF TECHNOLOGY AND CAREER DEVELOPMENT**

Governmental Funds - Revenues

Last Ten Fiscal Years

(modified accrual basis of accounting)

Schedule 5

	2004	2005	2006	2007	2008	2009	2010	2011	2012	2013
Revenues:										
Taxes	\$32,648,706	\$38,822,545	\$38,299,093	\$37,690,649	\$36,915,235	\$37,359,574	\$36,641,771	\$36,560,049	\$34,830,061	\$35,577,852
Revenue in Lieu of Taxes	0	0	0	0	0	0	791,963	0	876,407	950,775
Tuition and Fees	4,542,152	4,033,188	4,059,790	4,100,924	5,545,174	5,767,515	5,026,914	4,319,588	3,595,390	3,645,249
Investment Earnings	676,371	1,721,072	3,421,752	4,477,035	4,072,646	3,538,181	1,207,420	290,910	215,158	(70,730)
Intergovernmental	24,220,398	23,477,483	23,498,902	23,877,811	26,887,135	27,518,107	28,054,101	27,676,553	26,126,386	25,159,421
Food Services	666,782	621,108	614,135	624,351	0	0	0	0	0	0
Classroom Materials and Fees	769,787	861,352	808,001	880,349	0	0	0	0	0	0
Extracurricular Activities	0	0	0	0	0	0	121,918	76,190	62,512	70,689
Charges for Services	0	0	0	0	1,332,012	848,627	816,087	484,433	1,096,258	1,007,943
Other Revenues	1,459,361	1,080,441	1,330,380	1,465,346	983,755	1,372,991	1,420,280	771,952	488,329	780,467
Total Revenues	\$64,983,557	\$70,617,189	\$72,032,053	\$73,116,465	\$75,735,957	\$76,404,995	\$74,080,454	\$70,179,675	\$67,290,501	\$67,121,666

Source: District Records

**GREAT OAKS INSTITUTE OF TECHNOLOGY AND CAREER DEVELOPMENT**

Governmental Funds - Expenditures and Debt Service Ratio

Last Ten Fiscal Years

(modified accrual basis of accounting)

Schedule 6

	2004	2005	2006	2007	2008	2009	2010	2011	2012	2013
Regular	\$270,782	\$260,803	\$273,062	\$292,601	\$298,388	\$297,788	\$129,252	\$8,014,961	\$7,203,198	\$7,139,003
Vocational Education	22,808,651	23,041,485	24,540,901	24,828,396	30,897,974	33,016,806	34,075,861	22,266,819	23,913,125	21,653,098
Adult/Continuing	8,797,298	8,711,349	9,176,789	7,970,326	8,994,982	10,275,324	7,044,175	7,485,513	6,759,027	5,989,437
Pupil	2,783,746	2,931,920	2,913,595	2,480,887	2,699,190	3,149,672	3,366,114	3,502,680	3,371,799	5,114,187
Instructional Staff	4,013,762	3,665,290	3,843,882	4,301,352	4,312,639	4,703,858	4,832,294	2,848,265	2,343,708	2,503,227
General Administration	159,721	186,469	201,458	213,286	282,351	269,101	454,281	461,719	365,033	382,246
School Administration	3,278,361	3,854,118	4,254,216	3,759,353	4,169,232	4,418,886	4,291,866	4,468,029	3,713,940	3,651,998
Fiscal	1,654,138	1,639,094	1,503,166	1,583,329	1,501,732	2,133,483	2,608,541	2,206,699	1,975,356	1,750,316
Business	390,554	462,623	1,207,991	1,039,879	966,228	1,044,973	898,583	1,177,243	1,116,907	650,807
Operations and Maintenance	6,425,044	6,537,668	7,083,155	6,966,578	8,433,533	8,288,511	7,841,215	7,125,949	6,464,208	6,162,046
Pupil Transportation	200,102	240,050	235,409	244,146	441,229	409,059	387,489	397,964	546,461	654,561
Central	2,387,742	2,316,875	2,800,465	2,484,019	4,799,317	5,581,714	5,128,814	6,291,016	4,591,268	4,740,970
Operation of Non-Instructional Services	1,432,769	1,361,996	1,333,804	1,277,748	1,443,062	1,256,134	2,467,614	1,302,675	1,292,756	1,586,704
Pass Through Payments	361,331	312,955	299,701	619,030	0	0	0	0	0	0
Extracurricular Activities	0	0	0	0	0	0	0	0	2,616	6,831
Capital Outlay	4,999,601	5,934,489	10,357,994	18,410,271	13,428,589	19,284,974	20,038,159	12,892,461	5,524,034	3,606,305
Debt Service:										
Principal Retirement	930,000	970,000	1,015,000	1,060,000	4,300,000	4,495,000	3,470,000	750,000	950,000	1,325,000
Interest and Fiscal Charges	289,720	248,800	205,635	627,171	469,005	453,306	507,918	601,088	470,662	468,788
Bond Issuance Cost	0	0	0	0	0	144,423	138,895	0	111,920	0
Total Expenditures	\$64,183,322	\$62,675,984	\$71,246,223	\$78,158,372	\$87,437,451	\$99,223,012	\$97,681,071	\$81,793,081	\$70,716,018	\$67,385,524

Debt Service as a Percentage of Noncapital Expenditures

2.07% 2.09% 1.95% 2.73% 6.35% 6.19% 5.20% 1.94% 2.14% 2.80%

Source: District Records



**GREAT OAKS INSTITUTE OF TECHNOLOGY AND CAREER DEVELOPMENT**

Governmental Funds - Other Financing Sources and Uses and Net Change in Fund Balances

Last Ten Fiscal Years

(modified accrual basis of accounting)

Schedule 7

	2004	2005	2006	2007	2008	2009	2010	2011	2012	2013
<b>Other Financing Sources (Uses)</b>										
Issuance of Long-Term Capital-Related Debt	\$0	\$0	\$0	\$10,000,000	\$0	\$10,000,000	\$9,200,000	\$0	\$7,795,000	\$0
Premium on Sale of Bonds	0	0	0	97,550	0	53,315	143,796	0	728,006	0
Payments to Refunded Bond Escrow Agent	0	0	0	0	0	0	0	0	(8,408,641)	0
Proceeds from Sale of Capital Assets	26,017	341,818	22,096	0	31,598	52,385	0	0	43,200	14,416
Transfers In	10,481,364	14,602,400	17,328,735	24,343,983	28,025,605	21,205,597	26,576,668	5,264,900	7,524,882	7,204,764
Transfers (Out)	(10,481,364)	(14,602,400)	(17,328,735)	(24,343,983)	(28,025,605)	(21,205,597)	(26,576,668)	(5,264,900)	(7,524,882)	(7,688,873)
Total Other Financing Sources (Uses)	26,017	341,818	22,096	10,097,550	31,598	10,105,700	9,343,796	0	95,086	(469,693)
<b>Net Change in Fund Balances</b>	<b>\$3,826,252</b>	<b>\$8,283,023</b>	<b>\$807,926</b>	<b>\$5,055,643</b>	<b>(\$11,669,896)</b>	<b>(\$12,712,317)</b>	<b>(\$14,256,821)</b>	<b>(\$11,613,406)</b>	<b>(\$3,330,431)</b>	<b>(\$733,551)</b>

Source: District Records

**GREAT OAKS INSTITUTE OF TECHNOLOGY AND CAREER DEVELOPMENT**

Assessed Value and Actual Value of Taxable Property -- All Counties

Last Ten Calendar Years

Schedule 8

Calendar Year	Agricultural And Residential Real Estate	Other Real Estate	Public Utility and Tangible Personal	Total Assessed Value	Total Estimated Acual Value	Total Direct Rate (1)
2003	\$11,067,294,150	\$3,401,858,700	\$2,296,199,502	\$16,765,352,352	\$48,769,680,376	2.70
2004	11,435,114,510	3,443,370,670	2,235,418,430	17,113,903,610	49,698,480,667	2.70
2005	13,087,576,215	3,661,075,670	1,966,902,994	18,715,554,880	53,994,179,950	2.70
2006	13,657,405,788	3,795,331,204	1,684,402,973	19,137,139,965	54,925,812,149	2.70
2007	14,054,019,890	3,848,386,240	1,213,635,744	19,116,041,874	54,498,895,716	2.70
2008	14,362,459,920	4,101,453,675	694,431,034	19,158,344,629	54,076,491,599	2.70
2009	14,607,120,350	4,092,415,500	555,842,510	19,255,378,360	54,010,652,666	2.70
2010	14,557,091,340	3,971,366,300	625,926,322	19,154,383,962	54,726,811,320	2.70
2011	13,491,616,640	3,694,404,480	681,404,530	17,867,425,650	51,049,787,571	2.70
2012	13,456,034,780	3,639,638,770	724,390,760	17,820,064,310	50,914,469,457	2.70

Source: Ohio Department of Taxation

(1) - Since Great Oaks is a regional government; management has elected to forego presenting rate information for overlapping governments.

Note: The assessed value of real property (including public utility real property) is 35 percent of estimated true value.  
The assessed value of public utility personal property ranges from 25 percent of true value for railroad property to 88 percent for electric transmission and distribution property.

Personal property tax was assessed on all tangible personal property used in business in Ohio until it was phased out in 2009. Beginning 2007, House Bill 66 switched telephone companies from public utilities to general business taxpayers, effectively eliminating this tax on local and inter-exchange telephone companies.

**GREAT OAKS INSTITUTE OF TECHNOLOGY AND CAREER DEVELOPMENT**

Principal Property Tax Payers -- Hamilton County (1)

Current Calendar Year and Nine Years Ago

**Schedule 9**

2012		
Taxpayer	Assessed Value	Percentage of Total Assessed Value
Duke Energy Ohio Inc	\$367,808,200	2.06%
4600 Smith Road Holdings	29,677,330	0.17%
Dayton Power & Light Co	29,195,800	0.16%
Duke Realty Ohio	26,673,350	0.15%
Tri County Mall LLC	19,346,530	0.11%
Proctor & Gamble	18,921,940	0.11%
CLP-SPF Rookwood Pavilion	18,808,790	0.11%
Wells Fargo	14,705,490	0.08%
Ethicon Inc Tax Mgr MI 110	10,000,140	0.06%
Ohio National Life	9,905,000	0.06%
	\$545,042,570	3.07%

2003		
Taxpayer	Assessed Value	Percentage of Total Assessed Value
Proctor & Gamble	\$95,314,910	0.56%
General Electric	83,100,110	0.49%
Ford	63,615,900	0.38%
Bayer	29,856,470	0.18%
Cognis Corp	25,120,270	0.15%
Time Warner	20,967,550	0.12%
Ethicon Endo Surgery, Inc.	17,705,970	0.10%
Merrall Pharm.	17,314,250	0.10%
Formica	16,734,950	0.10%
Csenco Products	12,790,600	0.08%
	\$382,520,980	2.26%

Source: Hamilton County Auditor

(1) - This schedule focuses on the largest property tax payers within District's boundaries in which the majority were located within Hamilton County.

**GREAT OAKS INSTITUTE OF TECHNOLOGY AND CAREER DEVELOPMENT**

Property Tax Levies and Collections -- All Counties

Last Ten Calendar Years

Schedule 10

Calendar Year	Taxes Levied for the Calendar Year	Collected within the Calendar Year of the Levy		Collections in Subsequent Years	Total Collections to Date	
		Amount	Percentage of Levy		Amount	Percentage of Levy
2003	\$36,709,771	\$35,784,774	97.48%	\$776,023	\$36,560,797	99.59%
2004	37,049,289	36,067,754	97.35%	887,308	36,955,062	99.75%
2005	37,369,060	36,257,613	97.03%	1,066,211	37,323,824	99.88%
2006	39,374,815	37,208,440	94.50%	1,119,834	38,328,274	97.34%
2007	42,316,584	38,347,684	90.62%	1,948,631	40,296,315	95.23%
2008	41,117,977	37,730,161	91.76%	1,326,486	39,056,647	94.99%
2009	41,322,096	38,478,970	93.12%	1,480,223	39,959,193	96.70%
2010	37,078,505	33,810,912	91.19%	1,082,070	34,892,982	94.11%
2011	37,604,165	34,643,106	92.13%	964,316	35,607,422	94.69%
2012	38,577,937	34,096,957	88.38%	1,516,325	35,613,282	92.32%

Source: County Auditors

**GREAT OAKS INSTITUTE OF TECHNOLOGY AND CAREER DEVELOPMENT**

**Outstanding Debt by Type**

**Last Ten Fiscal Years**

**Schedule 11**

Fiscal Year	Energy Conservation Bonds (1)	School Improvements (1)	Total Primary Government	Percentage of Estimated Actual Value of Property (2)	Percentage of Personal Income	Per Capita
2004	\$5,310,000	\$0	\$5,310,000	0.01%	0.01%	\$162
2005	4,340,000	0	4,340,000	0.01%	0.01%	128
2006	3,325,000	20,927	3,345,927	0.01%	0.00%	97
2007	2,265,000	10,113,246	12,378,246	0.02%	0.02%	343
2008	1,160,000	6,880,497	8,040,497	0.01%	0.01%	215
2009	0	13,558,397	13,558,397	0.03%	0.02%	351
2010	0	19,381,124	19,381,124	0.04%	0.02%	516
2011	0	18,609,815	18,609,815	0.03%	0.02%	469
2012	0	17,737,938	17,737,938	0.03%	0.02%	433
2013	0	16,364,551	16,364,551	0.03%	N/A	N/A

Source: District Records

(1) - Governmental Activities

(2) - Estimated Actual Value is on a calendar basis (i.e. fiscal year 2012 is calendar year 2011)

N/A - Information not available

Note: Since Great Oaks is a regional government; management has elected to forego presenting debt information for its overlapping governments

**GREAT OAKS INSTITUTE OF TECHNOLOGY AND CAREER DEVELOPMENT**

Legal Debt Margin Information  
Last Ten Fiscal Years  
Schedule 12

**Legal Debt Margin Calculation for Fiscal Year 2013**

	2004	2005	2006	2007	2008	2009	2010	2011	2012	2013
Debt limit	\$1,519,010,074	\$1,536,818,869	\$1,565,981,762	\$1,768,795,735	\$1,721,404,858	\$1,724,236,186	\$1,732,984,052	\$1,723,894,557	\$1,608,071,009	\$1,603,805,788
Total net debt applicable to limit	6,240,000	5,310,000	4,340,000	3,325,000	7,965,000	13,470,000	19,200,000	18,450,000	17,495,000	16,170,000
Legal debt margin	\$1,512,770,074	\$1,531,508,869	\$1,561,641,762	\$1,765,470,735	\$1,713,439,858	\$1,710,766,186	\$1,713,784,052	\$1,705,444,557	\$1,590,576,009	\$1,587,635,788
Total net debt applicable to the limit as a percentage of debt limit	0.41%	0.35%	0.28%	0.19%	0.46%	0.78%	1.11%	1.07%	1.09%	1.01%

Source: District Records

(1) - Assessed values are on a calendar year basis (i.e. fiscal year 2012 is calendar year 2011)

**GREAT OAKS INSTITUTE OF TECHNOLOGY AND CAREER DEVELOPMENT**

Demographic and Economic Statistics -- Hamilton County

Last Ten Calendar Years

Schedule 13

Calendar Year	Population (1)	Personal Income (Thousands of Dollars) (2)	Per Capita Personal Income (3)	Unemployment Rate (4)
2003	2,028,192	\$66,367,076	\$32,722	5.9%
2004	2,043,298	69,244,254	33,888	6.0%
2005	2,057,040	71,045,915	34,538	5.8%
2006	2,072,592	74,776,149	36,079	5.5%
2007	2,081,412	77,800,891	37,379	5.4%
2008	2,104,482	81,290,146	38,627	6.3%
2009	2,115,746	79,536,208	37,593	10.7%
2010	2,117,466	84,599,660	39,673	9.7%
2011	2,083,928	87,484,877	40,918	7.2%
2012	2,087,566	N/A	N/A	7.3%

Sources:

- (1) U.S. Census Bureau Population Estimates, sum of all counties.
- (2) Personal Income information provided by Bureau of Economic Analysis:  
Personal income - Cincinnati-Middletown metropolitan statistical area.
- (3) Per Capita Personal Income information provided by Bureau of Economic  
Per Capita Personal income - Cincinnati-Middletown metropolitan statistical area
- (4) Bureau of Labor Statistics for annual unemployment rate for Cincinnati-Middletown metropolitan statistical area.

N/A - Information not available

**GREAT OAKS INSTITUTE OF TECHNOLOGY AND CAREER DEVELOPMENT**

**Major Employers**

Current Calendar Year and Nine Years Ago

Schedule 14

---



---

**2012**

---

Major Employer	Nature of Business	Number of Employees	Employer's Percentage Of Total Employment
Kroger Co.	Consumer Goods	20,260	1.8%
University of Cincinnati	Education	15,651	1.4%
Cincinnati Children's Hospital Medical Center	Healthcare	13,967	1.3%
Procter & Gamble Co.	Consumer Goods	12,000	1.1%
TriHealth Inc.	Healthcare	11,000	1.0%
UC Health	Healthcare	10,000	0.9%
Catholic Health Partners/Mery Health Partners	Religious	8,956	0.8%
GE Aviation	Manufacturing	7,600	0.7%
Archdiocese of Cincinnati	Religious	7,500	0.7%
St. Elizabeth Healthcare	Healthcare	7,423	0.7%
	Total	1,109,200	(3)

---



---

**2003**

---

Major Employer	Nature of Business	Number of Employees	Employer's Percentage Of Total Employment
University of Cincinnati	Education	15,400	1.5%
Health Alliance	Healthcare	13,139	1.3%
Procter & Gamble Co.	Consumer Goods	13,000	1.3%
Kroger Co.	Consumer Goods	13,000	1.3%
Toyota Motor Manufacturing	Manufacturing	8,360	0.8%
Fifth Third Bank	Financial	7,800	0.8%
Cincinnati Public School	Education	7,335	0.7%
City of Cincinnati	Government	7,223	0.7%
TriHealth Inc.	Healthcare	7,055	0.7%
Cincinnati Children's Hospital	Healthcare	7,029	0.7%
	Total	1,014,300	(3)

Sources:

- (1) - "Largest Tri-State Employers." *Business Courier 2012 Book of Lists*.
- (2) - Greater Cincinnati Chamber of Commerce internet site March 2003.
- (3) - Bureau of Labor Statistics annual employment of Cincinnati-Midletowr metropolitan statistical area.



**GREAT OAKS INSTITUTE OF TECHNOLOGY AND CAREER DEVELOPMENT**

Full-Time Equivalent District Employees by Type

Last Ten Fiscal Years

Schedule 15

	2004	2005	2006	2007	2008	2009	2010	2011	2012	2013
<b>Administration, Deans and Assistant Deans</b>										
Administrators	6	6	6	7	7	7	7	6	6	6
Principals	4	4	4	4	4	5	5	5	5	5
Assistant Principals	5	5	5	6	8	7	8	8	8	8
	<u>15</u>	<u>15</u>	<u>15</u>	<u>17</u>	<u>19</u>	<u>19</u>	<u>20</u>	<u>19</u>	<u>19</u>	<u>19</u>
Total Administration, Deans and Assistant Deans										
<b>Instruction and Student Services</b>										
Regular Vocational Instruction	234	228	227	222	228	247	263	257	253	247
Special Needs	23	22	23	22	23	25	25	27	25	24
Counseling Services	14	18	18	19	19	13	14	12	12	11
Curriculum & Instruction	13	15	15	15	15	14	14	14	13	14
School Library Services - IMC	6	8	8	7	7	4	4	4	4	4
Nurse Services	1	1	1	0	0	0	0	0	0	0
	<u>291</u>	<u>292</u>	<u>292</u>	<u>285</u>	<u>292</u>	<u>303</u>	<u>320</u>	<u>314</u>	<u>307</u>	<u>300</u>
Total Instruction and Student Services										
<b>Support Services</b>										
Directors Offices	25	20	20	23	21	22	22	22	27	23
Buildings Upkeep	34	33	34	30	28	30	30	30	34	32
IT	12	11	11	10	8	10	10	10	9	9
Treasurer Office	9	9	8	7	6	6	6	6	6	6
Maintenance	7	7	7	8	8	9	9	7	6	7
Service Area Direction	2	3	3	3	3	3	3	1	0	0
Superintendent Services	1	1	1	1	1	1	3	2	1	1
Human Resources	2	2	2	2	3	3	3	3	2	2
Public Information	2	2	2	2	2	2	2	2	2	2
	<u>94</u>	<u>88</u>	<u>88</u>	<u>86</u>	<u>80</u>	<u>86</u>	<u>88</u>	<u>83</u>	<u>87</u>	<u>82</u>
Total Support and Administration										
<b>Other Services</b>										
Adult Education and Grant Programs	86	82	80	79	79	80	65	65	56	57
Total support and administration	<u>86</u>	<u>82</u>	<u>80</u>	<u>79</u>	<u>79</u>	<u>80</u>	<u>65</u>	<u>65</u>	<u>56</u>	<u>57</u>
Total employees	<u>486</u>	<u>477</u>	<u>475</u>	<u>467</u>	<u>470</u>	<u>488</u>	<u>493</u>	<u>481</u>	<u>469</u>	<u>458</u>

Source: State Department of Education

**GREAT OAKS INSTITUTE OF TECHNOLOGY AND CAREER DEVELOPMENT**

Operating Statistics  
Last Ten Fiscal Years  
Schedule 16

Fiscal Year	Enrollment	Operating Expenditure (1)	Cost Per Pupil (2)	Percentage Change	Teaching Staff	Pupil-Teacher Ratio	Percentage of Students Receiving Free or Reduced-Price Meals
2004	2,979	\$40,788,404	\$13,692	2.95%	275	11	35.46%
2005	2,937	42,072,261	14,325	4.62%	266	11	37.35%
2006	2,930	44,803,313	15,291	6.75%	246	12	47.42%
2007	2,918	44,402,399	15,217	-0.49%	244	12	60.39%
2008	3,239	47,382,262	14,629	-3.86%	248	13	61.76%
2009	3,105	51,243,300	16,503	12.82%	247	13	36.31%
2010	3,662	54,882,890	14,987	-9.19%	263	14	43.00%
2011	3,610	54,072,352	14,978	-0.06%	257	14	51.00%
2012	2,555	50,711,166	19,848	32.51%	253	10	44.50%
2013	2,506	50,792,816	20,268	2.12%	273	9	63.60%

Source: District Records

(1) - Operating Expenditure is Total General Fund Expenditures

(2) - Operating Expenditure by Enrollment

**GREAT OAKS INSTITUTE OF TECHNOLOGY AND CAREER DEVELOPMENT**

School Building Information

Last Ten Fiscal Years

Schedule 17

	2004	2005	2006	2007	2008	2009	2010	2011	2012	2013
<b>Schools:</b>										
<b>Vocational High Schools</b>										
Scarlet Oaks										
Square feet	460,073	460,073	460,073	486,073	486,073	486,073	486,073	486,073	486,073	486,073
Enrollment	947	839	851	908	1,015	979	1,138	1,122	807	779
Live Oaks										
Square feet	198,835	198,835	198,835	198,835	198,835	198,835	198,835	198,835	198,835	198,835
Enrollment	723	740	724	718	795	755	885	872	642	616
Diamond Oaks										
Square feet	233,895	233,895	233,895	233,895	233,895	233,895	233,895	233,895	248,895	248,895
Enrollment	730	772	783	735	855	789	945	932	617	603
Laurel Oaks										
Square feet	207,037	207,037	207,037	207,037	207,037	207,037	207,037	207,037	207,037	207,037
Enrollment	579	586	572	557	573	582	694	684	489	508

Source: District Records

**This page intentionally left blank.**

**Great Oaks Institute of Technology  
and Career Development**



**Single Audit Reports**

**June 30, 2013**

**GREAT OAKS INSTITUTE OF TECHNOLOGY AND CAREER DEVELOPMENT**

**SCHEDULE OF FEDERAL AWARDS EXPENDITURES  
FOR THE YEAR ENDED JUNE 30, 2013**

Federal Grant/ Pass Through Grantor Program Title	Pass Through Entity Number	Federal CFDA Number	Receipts	Non-Cash Receipts	Disbursements	Non-Cash Disbursements
<b>U.S. DEPARTMENT OF AGRICULTURE</b>						
Passed Through Ohio Department of Education:						
Nutrition Cluster:						
School Breakfast Program	3L70	10.553	\$103,245	\$0	\$103,245	\$0
National School Lunch Program	3L60	10.555	433,356	0	433,356	0
Total Nutrition Cluster			<u>536,601</u>	<u>0</u>	<u>536,601</u>	<u>0</u>
Total U.S. Department of Agriculture			<u>536,601</u>	<u>0</u>	<u>536,601</u>	<u>0</u>
<b>U.S. DEPARTMENT OF LABOR</b>						
Passed Through Cincinnati State Technical & Community College:						
Competitive Grants for Worker Training - ARRA	N/A	17.275	161,163	0	140,870	0
Total U.S. Department of Labor			<u>161,163</u>	<u>0</u>	<u>140,870</u>	<u>0</u>
<b>U.S. DEPARTMENT OF EDUCATION</b>						
Student Financial Assistance Cluster:						
Federal Pell Grant Program	N/A	84.063	734,240	0	734,240	0
Federal Direct Student Loans	N/A	84.268	1,589,629	0	1,589,629	0
Total Student Financial Assistance Cluster			<u>2,323,869</u>	<u>0</u>	<u>2,323,869</u>	<u>0</u>
Passed Through Ohio Board of Regents:						
Adult Education	ABS1	84.002	814,520	0	687,055	0
Passed Through Ohio Department of Education:						
Career and Technical Education - Basic Grants to States	3L90	84.048	1,625,348	0	1,761,552	0
Improving Teacher Quality	3Y60	84.367	28,194	0	28,194	0
Race to the Top - ARRA	3F00	84.395	700	0	700	0
Total Department of Education			<u>4,792,631</u>	<u>0</u>	<u>4,801,370</u>	<u>0</u>
Total Federal Assistance			<u>\$5,490,395</u>	<u>\$0</u>	<u>\$5,478,841</u>	<u>\$0</u>

NOTES TO SCHEDULE OF FEDERAL AWARDS EXPENDITURES

NOTE A -- SIGNIFICANT ACCOUNTING POLICIES

The accompanying schedule of federal awards expenditures is a summary of the activity of the District's federal award programs. The schedule has been prepared on the cash basis of accounting.

**INDEPENDENT AUDITOR'S REPORT ON INTERNAL CONTROL OVER FINANCIAL REPORTING  
AND ON COMPLIANCE AND OTHER MATTERS BASED ON AN AUDIT OF FINANCIAL  
STATEMENTS PERFORMED IN ACCORDANCE WITH *GOVERNMENT AUDITING STANDARDS***

Board of Directors  
Great Oaks Institute of Technology and Career Development  
3254 East Kemper Road  
Cincinnati, Ohio 45241

We have audited, in accordance with the auditing standards generally accepted in the United States of America and the standards applicable to financial audits contained in *Government Auditing Standards* issued by the Comptroller General of the United States, the financial statements of the governmental activities, each major fund, and the aggregate remaining fund information of the Great Oaks Institute of Technology and Career Development (the District), as of and for the year ended June 30, 2013, and the related notes to the financial statements, which collectively comprise the District's basic financial statements, and have issued our report thereon dated October 30, 2013.

**Internal Control over Financial Reporting**

In planning and performing our audit of the financial statements, we considered the District's internal control over financial reporting (internal control) to determine the audit procedures that are appropriate in the circumstances for the purpose of expressing our opinions on the financial statements, but not for the purpose of expressing an opinion on the effectiveness of the District's internal control. Accordingly, we do not express an opinion on the effectiveness of the District's internal control.

*A deficiency in internal control* exists when the design or operation of a control does not allow management or employees, in the normal course of performing their assigned functions, to prevent, or detect and correct, misstatements on a timely basis. *A material weakness* is a deficiency, or a combination of deficiencies, in internal control, such that there is a reasonable possibility that a material misstatement of the entity's financial statements will not be prevented, or detected and corrected on a timely basis. *A significant deficiency* is a deficiency, or a combination of deficiencies, in internal control that is less severe than a material weakness, yet important enough to merit attention by those charged with governance.

Our consideration of internal control was for the limited purpose described in the first paragraph of this section and was not designed to identify all deficiencies in internal control that might be material weaknesses or, significant deficiencies. Given these limitations, during our audit we did not identify any deficiencies in internal control that we consider to be material weaknesses. However, material weaknesses may exist that have not been identified.

## Compliance and Other Matters

As part of obtaining reasonable assurance about whether the District's financial statements are free from material misstatement, we performed tests of its compliance with certain provisions of laws, regulations, contracts, and grant agreements, noncompliance with which could have a direct and material effect on the determination of financial statement amounts. However, providing an opinion on compliance with those provisions was not an objective of our audit, and accordingly, we do not express such an opinion. The results of our tests disclosed no instances of noncompliance or other matters that are required to be reported under *Government Auditing Standards*.

We noted certain matters that we reported to management of the District in a separate letter dated October 30, 2013.

## Purpose of this Report

The purpose of this report is solely to describe the scope of our testing of internal control and compliance and the results of that testing, and not to provide an opinion on the effectiveness of the entity's internal control or on compliance. This report is an integral part of an audit performed in accordance with *Government Auditing Standards* in considering the entity's internal control and compliance. Accordingly, this communication is not suitable for any other purpose.

*Plattenburg & Associates, Inc.*

Plattenburg & Associates, Inc.  
Cincinnati, Ohio  
October 30, 2013



**INDEPENDENT AUDITOR'S REPORT ON COMPLIANCE FOR EACH MAJOR PROGRAM AND  
ON INTERNAL CONTROL OVER COMPLIANCE REQUIRED BY OMB CIRCULAR A-133**

Board of Directors  
Great Oaks Institute of Technology and Career Development  
3254 East Kemper Road  
Cincinnati, Ohio 45241

**Report on Compliance for Each Major Federal Program**

We have audited the Great Oaks Institute of Technology and Career Development (the District) compliance with the types of compliance requirements described in the *OMB Circular A-133 Compliance Supplement* that could have a direct and material effect on each of the District's major federal programs for the year ended June 30, 2013. The District's major federal programs are identified in the summary of auditor's results section of the accompanying schedule of findings and questioned costs.

**Management's Responsibility**

Management is responsible for compliance with the requirements of laws, regulations, contracts, and grants applicable to its federal programs.

**Auditor's Responsibility**

Our responsibility is to express an opinion on compliance for each of the District's major federal programs based on our audit of the types of compliance requirements referred to above. We conducted our audit of compliance in accordance with auditing standards generally accepted in the United States of America; the standards applicable to financial audits contained in *Government Auditing Standards*, issued by the Comptroller General of the United States; and OMB Circular A-133, *Audits of States, Local Governments, and Non-Profit Organizations*. Those standards and OMB Circular A-133 require that we plan and perform the audit to obtain reasonable assurance about whether noncompliance with the types of compliance requirements referred to above that could have a direct and material effect on a major federal program occurred. An audit includes examining, on a test basis, evidence about the District's compliance with those requirements and performing such other procedures, as we considered necessary in the circumstances.

We believe that our audit provides a reasonable basis for our opinion on compliance for each major federal program. However, our audit does not provide a legal determination of the District's compliance.

**Opinion on Each Major Federal Program**

In our opinion, the District, complied, in all material respects, with the types of compliance requirements referred to above that could have a direct and material effect on each of its major federal programs for the year ended June 30, 2013.

**Report on Internal Control over Compliance**

Management of the District is responsible for establishing and maintaining effective internal control over compliance with the types of compliance requirements referred to above. In planning and performing our audit of compliance, we considered the District's internal control over compliance with the types of

requirements that could have a direct and material effect on each major federal program to determine the auditing procedures that are appropriate in the circumstances for the purpose of expressing an opinion on compliance for each major federal program and to test and report on internal control over compliance in accordance with OMB Circular A-133, but not for the purpose of expressing an opinion on the effectiveness of internal control over compliance. Accordingly, we do not express an opinion on the effectiveness of the District's internal control over compliance.

*A deficiency in internal control over compliance* exists when the design or operation of a control over compliance does not allow management or employees, in the normal course of performing their assigned functions, to prevent, or detect and correct, noncompliance with a type of compliance requirement of a federal program on a timely basis. *A material weakness in internal control over compliance* is a deficiency, or combination of deficiencies, in internal control over compliance, such that there is a reasonable possibility that material noncompliance with a type of compliance requirement of a federal program will not be prevented, or detected and corrected, on a timely basis. *A significant deficiency in internal control over compliance* is a deficiency, or a combination of deficiencies, in internal control over compliance with a type of compliance requirement of a federal program that is less severe than a material weakness in internal control over compliance, yet important enough to merit attention by those charged with governance.

Our consideration of internal control over compliance was for the limited purpose described in the first paragraph of this section and was not designed to identify all deficiencies in internal control over compliance that might be material weaknesses or significant deficiencies. We did not identify any deficiencies in internal control over compliance that we consider to be material weaknesses. However, material weaknesses may exist that have not been identified.

The purpose of this report on internal control over compliance is solely to describe the scope of our testing of internal control over compliance and the results of that testing based on the requirements of OMB Circular A-133. Accordingly, this report is not suitable for any other purpose.

### **Report on Schedule of Expenditures of Federal Awards Required by OMB Circular A-133**

We have audited the financial statements of the governmental activities, each major fund, and the aggregate remaining fund information of the District, as of and for the year ended June 30, 2013, and the related notes to the financial statements, which collectively comprise the District's basic financial statements. We issued our report thereon dated October 30, 2013, which contained unmodified opinions on those financial statements. Our audit was conducted for the purpose of forming opinions on the financial statements that collectively comprise the basic financial statements. The accompanying schedule of expenditures of federal awards is presented for purposes of additional analysis as required by OMB Circular A-133 and is not a required part of the basic financial statements. Such information is the responsibility of management and was derived from and relates directly to the underlying accounting and other records used to prepare the basic financial statements. The information has been subjected to the auditing procedures applied in the audit of the financial statements and certain additional procedures, including comparing and reconciling such information directly to the underlying accounting and other records used to prepare the basic financial statements or to the basic financial statements themselves, and other additional procedures in accordance with auditing standards generally accepted in the United States of America. In our opinion, the schedule of expenditures of federal awards is fairly stated in all material respects in relation to the basic financial statements as a whole.

*Plattenburg & Associates, Inc.*

Plattenburg & Associates, Inc.  
Cincinnati, Ohio  
October 30, 2013

**GREAT OAKS INSTITUTE OF TECHNOLOGY AND CAREER DEVELOPMENT**  
**SCHEDULE OF FINDINGS AND QUESTIONED COSTS**  
**Year Ended June 30, 2013**

**Section I – Summary of Auditor’s Results**

<i>(d)(1)(i)</i>	<i>Type of Financial Statement Opinion</i>	Unmodified
<i>(d)(1)(ii)</i>	<i>Were there any material control weakness conditions reported at the financial statement level (GAGAS)?</i>	No
<i>(d)(1)(ii)</i>	<i>Were there any other significant control deficiencies reported at the financial statement level (GAGAS)?</i>	No
<i>(d)(1)(iii)</i>	<i>Was there any material reported non-compliance at the financial statement level (GAGAS)?</i>	No
<i>(d)(1)(iv)</i>	<i>Were there any material internal control weakness conditions reported for major federal programs?</i>	No
<i>(d)(1)(iv)</i>	<i>Were the any other significant control deficiencies reported for major federal programs?</i>	No
<i>(d)(1)(v)</i>	<i>Type of Major Programs' Compliance Opinion</i>	Unmodified
<i>(d)(1)(vi)</i>	<i>Are there any reportable findings under Section .510?</i>	No
<i>(d)(1)(vii)</i>	<i>Major Programs (list):</i>	Nutrition Cluster: School Breakfast - CFDA# 10.553 School Lunch - CFDA# 10.555 Adult Education - CFDA# 84.002 Student Financial Assistance Cluster: Federal Pell Grant - CFDA# 84.063 Federal Direct Student Loans - CFDA# 84.268
<i>(d)(1)(viii)</i>	<i>Dollar Threshold: Type A/B Programs</i>	Type A: > \$300,000 Type B: all others
<i>(d)(1)(ix)</i>	<i>Low Risk Auditee?</i>	No

**Section II – Findings Related to the Financial Statements Required to be reported in Accordance with GAGAS**

None

**Section III – Federal Award Findings and Questioned Costs**

None

**GREAT OAKS INSTITUTE OF TECHNOLOGY AND CAREER DEVELOPMENT**  
**June 30, 2013**

**SCHEDULE OF PRIOR AUDIT FINDINGS AND QUESTIONED COSTS**  
**OMB CIRCULAR A-133**

<u>Finding Number</u>	<u>Finding Summary</u>	<u>Fully Corrected</u>	<u>Not Corrected, Partially Corrected, Fully Corrected, No Longer Valid; Explain</u>
2012-001	Ohio Code Section 5705.41(D) failure to prior certify expenditures	No	Not corrected, re-issued in the management letter
2012-002	Two CFR. Part 225, Appendix B, Paragraph 8.h.(3)(4)(5)(6) Work Certifications	Yes	Fully Corrected

**INDEPENDENT ACCOUNTANTS' REPORT  
ON APPLYING AGREED-UPON PROCEDURE**

Board of Directors  
Great Oaks Institute of Technology and Career Development  
3254 East Kemper Road  
Cincinnati, Ohio 45241

Ohio Rev. Code Section 117.53 states, "the auditor of state shall identify whether the school district or community school has adopted an anti-harassment policy in accordance with Section 3313.666 of the Revised Code. This determination shall be recorded in the audit report. The auditor of state shall not prescribe the content or operation of any anti-harassment policy adopted by a school district or community school."

Accordingly, we have performed the procedure enumerated below, which was agreed to by the Board, solely to assist the Board in evaluating whether Great Oaks Institute of Technology and Career Development (the District) has updated its anti-harassment policy in accordance with Ohio Rev. Code Section 3313.666. Management is responsible for complying with this requirement. This agreed-upon procedure engagement was conducted in accordance with attestation standards established by the American Institute of Certified Public Accountants. The sufficiency of this procedure is solely the responsibility of the Board. Consequently, we make no representation regarding the sufficiency of the procedure described below either for the purpose for which this report has been requested or for any other purpose.

1. We noted the Board amended its anti-harassment policy in March 2012 to include harassment, intimidation or bullying of any student "on a school bus" or by an "electronic act."

We were not engaged to and did not conduct an examination, the objective of which would be the expression of an opinion on compliance with the anti-harassment policy. Accordingly, we do not express such an opinion. Had we performed additional procedures, other matters might have come to our attention that would have been reported to you.

This report is intended solely for the information and use of the Board of Directors and is not intended to be and should not be used by anyone other than these specified parties.

*Plattenburg & Associates, Inc.*

Plattenburg & Associates, Inc.  
Cincinnati, Ohio  
October 30, 2013



# Dave Yost • Auditor of State

**GREAT OAKS INSTITUTE OF TECHNOLOGY AND CAREER DEVELOPMENT**

**HAMILTON COUNTY**

**CLERK'S CERTIFICATION**

**This is a true and correct copy of the report which is required to be filed in the Office of the Auditor of State pursuant to Section 117.26, Revised Code, and which is filed in Columbus, Ohio.**

*Susan Babbitt*

**CLERK OF THE BUREAU**

**CERTIFIED  
DECEMBER 19, 2013**