



Dave Yost • Auditor of State

**CITY OF YOUNGSTOWN
MAHONING COUNTY**

TABLE OF CONTENTS

TITLE	PAGE
Independent Accountants' Report.....	1
Management's Discussion and Analysis.....	3
Basic Financial Statements:	
Government-Wide Financial Statements:	
Statement of Net Assets	18
Statement of Activities.....	19
Fund Financial Statements:	
Balance Sheet – Governmental Funds.....	21
Reconciliation of Total Governmental Fund Balances to Net Assets of Governmental Activities.....	23
Statement of Revenues, Expenditures and Changes in Fund Balances – Governmental Funds	25
Reconciliation of the Statement of Revenues, Expenditures and Changes in Fund Balances of Governmental Funds to the Statement of Activities	27
Statement of Revenues, Expenditures and Changes in Fund Balance - Budget and Actual (Non-GAAP Budgetary Basis)	
General Fund.....	28
Fire Levy.....	29
Police Levy	30
Community Development	31
Covelli Centre	32
Statement of Net Assets – Proprietary Funds	33
Statement of Revenues, Expenses and Changes in Net Assets - Proprietary Funds	34
Statement of Cash Flows – Proprietary Funds	35
Statement of Fiduciary Assets and Liabilities – Fiduciary Funds	37
Notes to the Basic Financial Statements	38
Schedule of Expenditures of Federal Awards.....	79
Notes to the Schedule of Expenditures of Federal Awards	83
Independent Accountants' Report on Internal Control over Financial Reporting and on Compliance and Other Matters Required by <i>Government Auditing Standards</i>	85
Independent Accountants' Report on Compliance with Requirements Applicable to Each Major Federal Program and Internal Control over Compliance Required by OMB Circular A-133	87
Schedule of Findings.....	89
Schedule of Prior Audit Findings and Questioned Costs	93
Corrective Action Plan.....	95

THIS PAGE INTENTIONALLY LEFT BLANK.



Dave Yost • Auditor of State

INDEPENDENT ACCOUNTANTS' REPORT

City of Youngstown
Mahoning County
26 S. Phelps St.
Youngstown, Ohio 44503

To the Members of Council:

We have audited the accompanying financial statements of the governmental activities, the business-type activities, each major fund, and the aggregate remaining fund information of the City of Youngstown, Mahoning County, Ohio (the City), as of and for the year ended December 31, 2011, which collectively comprise the City's basic financial statements as listed in the table of contents. These financial statements are the responsibility of the City's management. Our responsibility is to express opinions on these financial statements based on our audit.

We conducted our audit in accordance with auditing standards generally accepted in the United States of America and the standards applicable to financial audits contained in the Comptroller General of the United States' *Government Auditing Standards*. Those standards require that we plan and perform the audit to reasonably assure whether the financial statements are free of material misstatement. An audit includes examining, on a test basis, evidence supporting the amounts and disclosures in the financial statements. An audit also includes assessing the accounting principles used and significant estimates made by management, as well as evaluating the overall financial statement presentation. We believe our audit provides a reasonable basis for our opinions.

In our opinion, the financial statements referred to above present fairly, in all material respects, the respective financial position of the governmental activities, the business-type activities, each major fund, and the aggregate remaining fund information of the City of Youngstown, Mahoning County, Ohio, as of December 31, 2011, and the respective changes in financial position and, where applicable, cash flows, thereof and the respective budgetary comparisons for the General, Fire Levy, Police Levy, Community Development and Covelli Centre funds for the year then ended in conformity with accounting principles generally accepted in the United States of America.

As discussed in Notes 3 and 12 to the financial statements, the City made a prior period adjustment to report the portion of the notes payable outstanding at December 31, 2010, that were refinanced prior to the issuance of the financial statements and have a new maturity beyond the end of the year.

In accordance with *Government Auditing Standards*, we have also issued our report dated September 25, 2013, on our consideration of the City's internal control over financial reporting and our tests of its compliance with certain provisions of laws, regulations, contracts and grant agreements and other matters. While we did not opine on the internal control over financial reporting or on compliance, that report describes the scope of our testing of internal control over financial reporting and compliance and the results of that testing. That report is an integral part of an audit performed in accordance with *Government Auditing Standards*. You should read it in conjunction with this report in assessing the results of our audit.

Accounting principles generally accepted in the United States of America require this presentation to include *Management's discussion and analysis* as listed in the table of contents, to supplement the basic financial statements. Although this information is not part of the basic financial statements, the Governmental Accounting Standards Board considers it essential for placing the basic financial statements in an appropriate operational, economic, or historical context. We have applied certain limited procedures to the required supplementary information in accordance with auditing standards generally accepted in the United States of America, which consisted of inquiries of management about the methods of preparing the information and comparing the information for consistency with management's responses to our inquiries, the basic financial statements, and other knowledge we obtained during our audit of the basic financial statements. We do not express an opinion or provide any assurance on the information because the limited procedures do not provide us with sufficient evidence to express an opinion or provide any other assurance.

We conducted our audit to opine on the financial statements that collectively comprise the City's basic financial statements taken as whole. The schedule of expenditures of federal awards provides additional information required by the U.S. Office of Management and Budget Circular A-133, *Audits of States, Local Governments, and Non-Profit Organizations*, and is not a required part of the basic financial statements. The schedule of expenditures of federal awards is management's responsibility, and was derived from and relates directly to the underlying accounting and other records used to prepare the basic financial statements. This schedule was subjected to the auditing procedures we applied to the basic financial statements. We also applied certain additional procedures, including comparing and reconciling this information directly to the underlying accounting and other records used to prepare the basic financial statements or to the basic financial statements themselves, in accordance with auditing standards generally accepted in the United States of America. In our opinion, this information is fairly stated in all material respects in relation to the basic financial statements taken as a whole.



Dave Yost
Auditor of State

September 25, 2013

CITY OF YOUNGSTOWN, OHIO

MANAGEMENT'S DISCUSSION AND ANALYSIS FOR THE YEAR ENDED DECEMBER 31, 2011 (UNAUDITED)

The management's discussion and analysis of the City of Youngstown's (the "City") financial performance provides an overall review of the City's financial activities for the year ended December 31, 2011. The intent of this discussion and analysis is to look at the City's financial performance as a whole; readers should also review the basic financial statements and the notes to the basic financial statements to enhance their understanding of the City's financial performance.

Financial Highlights

Key financial highlights for 2011 are as follows:

- The total net assets of the City increased \$11,145,580. Net assets of governmental activities increased \$7,299,598 or 8.30% from 2010 and net assets of business-type activities increased \$3,845,982 or 5.77% from 2010.
- General revenues accounted for \$52,140,333 or 63.01% of total governmental activities revenue. Program specific revenues accounted for \$30,603,390 or 36.99% of total governmental activities revenue of \$82,743,723.
- The City had \$75,444,125 in expenses related to governmental activities; \$30,603,390 of these expenses was offset by program specific charges for services, grants or contributions. The remaining expenses of the governmental activities of \$44,840,735 were offset by general revenues (primarily property taxes, income taxes and unrestricted grants and entitlements) of \$52,140,333.
- The general fund had revenues and other financing sources of \$38,324,868 in 2011. This represents an increase of \$927,802 from 2010. The expenditures and other financing uses of the general fund, which totaled \$37,520,814 in 2011, decreased \$268,825 from 2010. The increase in fund balance was \$804,054 in the general fund at December 31, 2011.
- The fire levy fund had revenues and other financing sources of \$14,237,724 in 2011. This represents an increase of \$1,079,169 from 2010. The expenditures of the fire levy fund, which totaled \$13,956,525 in 2011, increased \$781,917 from 2010. The increase in fund balance was \$281,199 in the fire levy fund at December 31, 2011.
- The police levy fund had revenues and other financing sources of \$19,024,783 in 2011. This represents a decrease of \$879,721 from 2010. The expenditures of the police levy fund, which totaled \$18,605,703 in 2011, decreased \$126,035 from 2010. The increase in fund balance was \$419,080 in the police levy fund at December 31, 2011.
- The community development fund had revenues of \$4,622,957 in 2011. This represents a decrease of \$1,119,635 from 2010. The expenditures and other financing uses of the community development fund, which totaled \$4,646,746 in 2011, decreased \$1,219,987 from 2010. The decrease in fund balance was \$23,789 in the community development fund at December 31, 2011.
- The Covelli Centre fund had revenues and other financing sources of \$12,343,901 in 2011. This represents an increase of \$11,348,513 from 2010. The expenditures of the Covelli Centre fund, which totaled \$12,307,769 in 2011, increased \$11,621,582 from 2010. The increase in fund balance was \$36,132 in the Covelli Centre fund at December 31, 2011.
- The bond retirement fund had revenues and other financing sources of \$2,357,672 in 2011. This represents a decrease of \$19,192 from 2010. The expenditures and other financing uses of the bond retirement fund, which totaled \$2,396,562 in 2011, decreased \$233,277 from 2010. The decrease in fund balance was \$38,890 in the bond retirement fund at December 31, 2011.

CITY OF YOUNGSTOWN, OHIO

MANAGEMENT'S DISCUSSION AND ANALYSIS FOR THE YEAR ENDED DECEMBER 31, 2011 (UNAUDITED)

- Net assets for the business-type activities, which are made up of the sewer and water enterprise funds, increased in 2011 by \$3,845,982. The enterprise funds had adequate charges for services revenue to cover operating expenses.

Using this Annual Financial Report

This annual report consists of a series of financial statements and notes to these statements. These statements are organized so the reader can understand the City as a financial whole, an entire operating entity. The statements then proceed to provide an increasingly detailed look at specific financial activities.

The statement of net assets and statement of activities provide information about the activities of the City as a whole, presenting both an aggregate view of the City's finances and a longer-term view of those finances. Fund financial statements provide the next level of detail. For governmental funds, these statements tell how services were financed in the short-term as well as what remains for future spending. The fund financial statements also look at the City's most significant funds with all other nonmajor funds presented in total in one column.

Reporting the City as a Whole

Statement of Net Assets and the Statement of Activities

While this document contains a large number of funds used by the City to provide programs and activities, the view of the City as a whole looks at all financial transactions and asks the question, "How did we do financially during 2011?" The statement of net assets and the statement of activities answer this question. These statements include all assets, liabilities, revenues and expenses using the accrual basis of accounting similar to the accounting used by most private-sector companies. The accrual basis of accounting will take into account all of the current year's revenues and expenses regardless of when cash is received or paid.

These two statements report the City's net assets and changes in those assets. This change in net assets is important because it tells the reader that, for the City as a whole, the financial position of the City has improved or diminished. The causes of this change may be the result of many factors, some financial, some not. Non-financial factors include the City's property tax base, current property tax laws in Ohio restricting revenue growth, facility conditions, required community programs and other factors.

In the statement of net assets and the statement of activities, the City is divided into two distinct kinds of activities:

Governmental activities - Most of the City's programs and services are reported here including police, fire, street maintenance, parks and recreation, capital improvements and general administration. These services are funded primarily by property and income taxes and intergovernmental revenues including federal and state grants and other shared revenues.

Business-type activities - These services are provided on a charge for goods or services basis to recover all or a significant portion of the expenses of the goods or services provided. The City's sewer and water operations are reported here.

The City's statement of net assets and statement of activities can be found on pages 18-20 of this report.

CITY OF YOUNGSTOWN, OHIO

MANAGEMENT'S DISCUSSION AND ANALYSIS FOR THE YEAR ENDED DECEMBER 31, 2011 (UNAUDITED)

Reporting the City's Most Significant Funds

Fund Financial Statements

A fund is a grouping of related accounts that is used to maintain control over resources that have been segregated for specific activities or objectives. The City, like other state and local governments, uses fund accounting to ensure and demonstrate compliance with finance-related legal requirements. All of the funds of the City can be divided into three categories: governmental funds, proprietary funds, and fiduciary funds.

Fund financial reports provide detailed information about the City's major funds. The City uses many funds to account for a multitude of financial transactions. However, these fund financial statements focuses on the City's most significant funds. The analysis of the City's major governmental and proprietary funds begins on page 10.

Governmental Funds

Governmental funds are used to account for essentially the same functions reported as governmental activities in the government-wide financial statements. However, unlike the government-wide financial statements, governmental fund financial statements focus on near-term inflows and outflows of spendable resources, as well as on balances of spendable resources available at the end of the fiscal year. Such information may be useful in evaluating a government's near-term financing requirements.

Because the focus of the governmental funds is narrower than that of the government-wide financial statements, it is useful to compare the information presented for governmental funds with similar information presented for governmental activities in the government-wide financial statements. By doing so, the readers may better understand the long-term impact of the government's near-term financing decisions. Both the governmental fund balance sheet and the governmental fund statement of revenues, expenditures, and changes in fund balances provide a reconciliation to facilitate this comparison between governmental funds and governmental activities.

The City maintains a multitude of individual governmental funds. The City has segregated these funds into major funds and nonmajor funds. The City's major governmental funds are the general fund, fire levy, police levy, community development, Covelli Centre and bond retirement funds. Information for major funds is presented separately in the governmental fund balance sheet and in the governmental statement of revenues, expenditures, and changes in fund balances. Data from the other governmental funds are combined into a single, aggregated presentation. The basic governmental fund financial statements can be found on pages 21-32 of this report.

Proprietary Funds

The City maintains two types of proprietary funds. Enterprise funds are used to report the same functions presented as business-type activities in the government-wide financial statements. The City uses enterprise funds to account for its sewer and water operations. The sewer and water funds are considered major funds. Internal service funds are an accounting device used to accumulate and allocate costs internally among the City's various functions. The City's internal service fund accounts for worker's compensation insurance. The basic proprietary fund financial statements can be found on pages 33-36 of this report.

Fiduciary Funds

Fiduciary funds are used to account for resources held for the benefit of parties outside the City. Fiduciary funds are not reflected in the government-wide financial statement because the resources of those funds are not available to support the City's own programs. The accounting used for fiduciary funds is much like that used for proprietary funds. Agency funds are the City's only fiduciary fund type. The basic fiduciary fund financial statement can be found on page 37 of this report.

CITY OF YOUNGSTOWN, OHIO

MANAGEMENT'S DISCUSSION AND ANALYSIS
FOR THE YEAR ENDED DECEMBER 31, 2011
(UNAUDITED)

Notes to the Basic Financial Statements

The notes provide additional information that is essential to a full understanding of the data provided in the government-wide and fund financial statements. These notes to the basic financial statements can be found on pages 38-78 of this report.

Government-Wide Financial Analysis

The table below provides a summary of the City's net assets for 2011 and 2010:

	Net Assets					
	Governmental Activities 2011	Business-type Activities 2011	Governmental Activities 2010	Business-type Activities 2010	2011 Total	2010 Total
	<u>2011</u>	<u>2011</u>	<u>2010</u>	<u>2010</u>	<u>Total</u>	<u>Total</u>
<u>Assets</u>						
Current and other assets	\$ 33,204,937	\$ 11,432,873	\$ 31,598,468	\$ 10,516,704	\$ 44,637,810	\$ 43,031,341
Capital assets	<u>111,649,196</u>	<u>77,093,882</u>	<u>110,067,695</u>	<u>70,870,314</u>	<u>188,743,078</u>	<u>187,161,577</u>
Total assets	<u>144,854,133</u>	<u>88,526,755</u>	<u>141,666,163</u>	<u>81,387,018</u>	<u>233,380,888</u>	<u>230,192,918</u>
<u>Liabilities</u>						
Long-term liabilities outstanding	43,427,739	15,092,278	33,214,780	12,413,351	58,520,017	48,307,058
Other liabilities	<u>6,137,720</u>	<u>2,985,695</u>	<u>20,462,307</u>	<u>2,370,867</u>	<u>9,123,415</u>	<u>23,448,002</u>
Total liabilities	<u>49,565,459</u>	<u>18,077,973</u>	<u>53,677,087</u>	<u>14,784,218</u>	<u>67,643,432</u>	<u>71,755,060</u>
<u>Net Assets</u>						
Invested in capital assets, net of related debt	90,833,483	63,844,965	87,386,641	60,305,706	154,678,448	147,692,347
Restricted	14,555,740	-	11,621,492	-	14,555,740	11,621,492
Unrestricted (deficit)	<u>(10,100,549)</u>	<u>6,603,817</u>	<u>(11,019,057)</u>	<u>6,297,094</u>	<u>(3,496,732)</u>	<u>(4,721,963)</u>
Total net assets	<u>\$ 95,288,674</u>	<u>\$ 70,448,782</u>	<u>\$ 87,989,076</u>	<u>\$ 66,602,800</u>	<u>\$ 165,737,456</u>	<u>\$ 154,591,876</u>

Over time, net assets can serve as a useful indicator of a government's financial position. At December 31, 2011, the City's assets exceeded liabilities by \$165,737,456, an increase of \$11,145,580 from December 31, 2010. At year-end, net assets were \$95,288,674 and \$70,448,782 for the governmental activities and the business-type activities, respectively. The increase in net assets of the governmental activities is a result of contributions, donations and reimbursements received for the V&M Star project. The increase in the net assets of the business-type activities is from increased water and sewer collections.

Capital assets reported on the government-wide statements represent the largest portion of the City's net assets. At year-end, capital assets represented 80.87% of total assets. Capital assets include land, buildings, improvement other than buildings, machinery and equipment, vehicles, infrastructure and construction in progress. Capital assets, net of related debt to acquire the assets at December 31, 2011, were \$90,833,483 and \$63,844,965 in the governmental activities and business-type activities, respectively. These capital assets are used to provide services to citizens and are not available for future spending. Although the City's investment in capital assets is reported net of related debt, it should be noted that the resources to repay the debt must be provided from other sources, since capital assets may not be used to liquidate these liabilities.

CITY OF YOUNGSTOWN, OHIO

**MANAGEMENT'S DISCUSSION AND ANALYSIS
FOR THE YEAR ENDED DECEMBER 31, 2011
(UNAUDITED)**

A portion of the City's net assets, \$14,555,740, at December 31, 2011, represents resources that are subject to external restriction on how they may be used.

The table below shows the changes in net assets for fiscal years 2011 and 2010:

	Change in Net Assets					
	Governmental	Business-type	Governmental	Business-type	2011	2010
	Activities	Activities	Activities	Activities		
2011	2011	2010	2010	Total	Total	
Revenues						
Program revenues:						
Charges for services	\$ 11,200,706	\$ 50,275,420	\$ 11,878,746	\$ 45,889,004	\$ 61,476,126	\$ 57,767,750
Operating grants and contributions	11,074,280	-	14,538,883	-	11,074,280	14,538,883
Capital grants and contributions	8,328,404	-	17,166,480	2,405,413	8,328,404	19,571,893
Total program revenues	30,603,390	50,275,420	43,584,109	48,294,417	80,878,810	91,878,526
General revenues:						
Property taxes	2,356,095	-	2,322,218	-	2,356,095	2,322,218
Income taxes	44,260,833	-	41,172,771	-	44,260,833	41,172,771
Unrestricted grants and entitlements	4,362,605	-	4,517,739	-	4,362,605	4,517,739
Payment in lieu of taxes	588,159	-	172,428	-	588,159	172,428
Investment earnings	12,350	-	13,836	7,010	12,350	20,846
Miscellaneous	560,291	76,577	997,348	111,916	636,868	1,109,264
Total general revenues	52,140,333	76,577	49,196,340	118,926	52,216,910	49,315,266
Total revenues	82,743,723	50,351,997	92,780,449	48,413,343	133,095,720	141,193,792
Expenses:						
General government	13,459,126	-	12,807,415	-	13,459,126	12,807,415
Security of persons and property	36,501,741	-	36,250,404	-	36,501,741	36,250,404
Public health and welfare	2,553,106	-	2,593,545	-	2,553,106	2,593,545
Transportation	9,419,034	-	8,960,130	-	9,419,034	8,960,130
Community environment	6,149,246	-	9,379,739	-	6,149,246	9,379,739
Leisure time activity	3,004,090	-	2,873,212	-	3,004,090	2,873,212
Utility services	2,749,335	-	2,765,724	-	2,749,335	2,765,724
Interest and fiscal charges	1,608,447	-	1,869,367	-	1,608,447	1,869,367
Water	-	27,484,357	-	24,364,361	27,484,357	24,364,361
Sewer	-	19,021,658	-	17,361,690	19,021,658	17,361,690
Total expenses	75,444,125	46,506,015	77,499,536	41,726,051	121,950,140	119,225,587
Increase in net assets before transfers	7,299,598	3,845,982	15,280,913	6,687,292	11,145,580	21,968,205
Transfers	-	-	4,183	(4,183)	-	-
Change in net assets	7,299,598	3,845,982	15,285,096	6,683,109	11,145,580	21,968,205
Net assets at beginning of year	87,989,076	66,602,800	72,703,980	59,919,691	154,591,876	132,623,671
Net assets at end of year	\$ 95,288,674	\$ 70,448,782	\$ 87,989,076	\$ 66,602,800	\$ 165,737,456	\$ 154,591,876

CITY OF YOUNGSTOWN, OHIO

**MANAGEMENT'S DISCUSSION AND ANALYSIS
FOR THE YEAR ENDED DECEMBER 31, 2011
(UNAUDITED)**

Governmental Activities

Governmental activities net assets increased by \$7,299,598 in 2011. This increase is a result of the City's overall revenues exceeding expenses total.

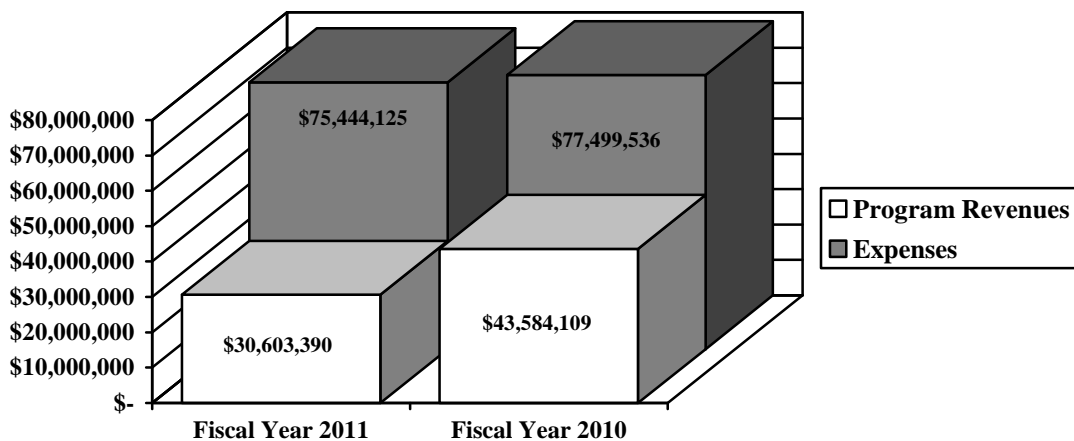
Security of persons and property, which primarily supports the operations of the police and fire departments accounted for \$36,501,741 of the total expenses of the City during 2011. These expenses were partially funded by \$1,177,005 in direct charges to users of the services and \$1,713,277 in grants and contributions. General government expenses totaled \$13,459,126. General government expenses were partially funded by \$5,158,243 in direct charges to users of the services, and \$2,692,061 in capital grants and contributions.

During 2011, the state and federal government and other local sources contributed to the City a total of \$11,074,280 in operating grants and contributions and \$8,328,404 in capital grants and contributions. These revenues are restricted to a particular program or purpose. Of the total operating grants and contributions, \$5,468,477 subsidized community environment programs, \$2,778,118 subsidized transportation programs, \$936,048 subsidized public health and welfare programs, and \$1,713,277 subsidized security of persons and property programs. Of the total capital grants and contributions, \$5,636,343 subsidized community environment programs.

General revenues totaled \$52,140,333, and amounted to 63.01% of total governmental revenues during 2011. These revenues primarily consist of income tax revenue of \$44,260,833. The other primary source of general revenues is property taxes and grants and entitlements not restricted to specific programs, including local government and local government revenue assistance, making up \$2,356,095 and \$4,362,605, respectively.

The statement of activities shows the cost of program services and the charges for services and grants offsetting those services. The following table shows, for governmental activities, the total cost of services and the net cost of services. That is, it identifies the cost of these services supported by tax revenue and unrestricted State grants and entitlements. As can be seen in the graph below, the City is highly dependent upon property and income taxes as well as unrestricted grants and entitlements to support its governmental activities.

Governmental Activities – Program Revenues vs. Total Expenses



CITY OF YOUNGSTOWN, OHIO

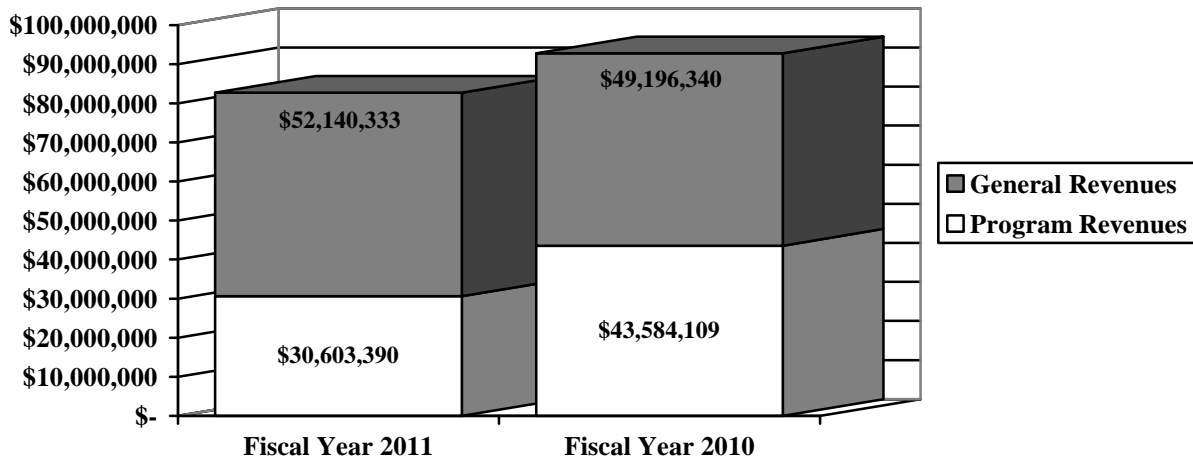
**MANAGEMENT'S DISCUSSION AND ANALYSIS
FOR THE YEAR ENDED DECEMBER 31, 2011
(UNAUDITED)**

Governmental Activities

	Total Cost of Services 2011	Net Cost of Services 2011	Total Cost of Services 2010	Net Cost of Services 2010
Program Expenses:				
General government	\$ 13,459,126	\$ 5,608,822	\$ 12,807,415	\$ 4,313,768
Security of persons and property	36,501,741	33,611,459	36,250,404	32,716,754
Public health and welfare	2,553,106	(2,978,429)	2,593,545	(2,657,336)
Transportation	9,419,034	6,433,374	8,960,130	5,692,245
Community environment	6,149,246	(4,955,574)	9,379,739	(13,207,478)
Leisure time activity	3,004,090	2,763,301	2,873,212	2,422,383
Utility services	2,749,335	2,749,335	2,765,724	2,765,724
Interest and fiscal charges	1,608,447	1,608,447	1,869,367	1,869,367
Total	\$ 75,444,125	\$ 44,840,735	\$ 77,499,536	\$ 33,915,427

The dependence upon general revenues for governmental activities is apparent, with 59.66% and 43.77% of expenses supported through taxes and other general revenues during 2011 and 2010, respectively.

Governmental Activities - General and Program Revenues



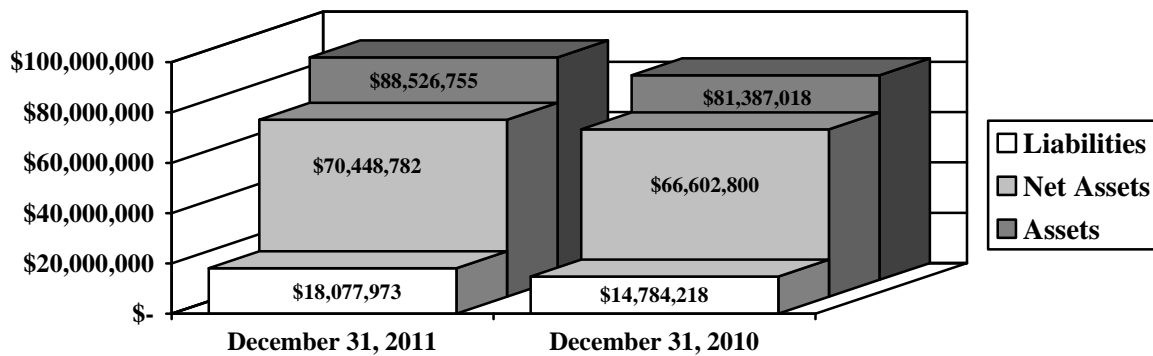
CITY OF YOUNGSTOWN, OHIO

**MANAGEMENT'S DISCUSSION AND ANALYSIS
FOR THE YEAR ENDED DECEMBER 31, 2011
(UNAUDITED)**

Business-type Activities

Business-type activities include the sewer and water enterprise funds. These programs had program revenues of \$50,275,420, general revenues of \$76,577 and expenses of \$46,506,015 for 2011. The graph below shows the business-type activities assets, liabilities and net assets at year-end.

Net Assets in Business – Type Activities



Financial Analysis of the Government's Funds

As noted earlier, the City uses fund accounting to ensure and demonstrate compliance with finance-related legal requirements.

Governmental Funds

The focus of the City's governmental funds is to provide information on near-term inflows, outflows, and balances of spendable resources. Such information is useful in assessing the City's financing requirements. In particular, unreserved fund balance may serve as a useful measure of the City's net resources available for spending at year-end.

The City's governmental funds (as presented on the balance sheet on pages 21-22) reported a combined fund balance of \$13,090,578 which is \$4,041,736 higher than last year's restated balance total of \$9,048,842 (see Note 3.B to the notes to the financial statements for detail on the restatement). The schedule below indicates the fund balances and the total change in fund balances as of December 31, 2011 for all major and nonmajor governmental funds.

CITY OF YOUNGSTOWN, OHIO

MANAGEMENT'S DISCUSSION AND ANALYSIS
FOR THE YEAR ENDED DECEMBER 31, 2011
(UNAUDITED)

	Fund Balances (Deficit) <u>12/31/11</u>	Restated Fund Balances (Deficit) <u>12/31/10</u>	Increase (Decrease)
Major funds:			
General	\$ 4,130,719	\$ 3,326,665	\$ 804,054
Fire levy	(706,368)	(987,567)	281,199
Police levy	(101,959)	(521,039)	419,080
Community development	787,813	811,602	(23,789)
Covelli centre project	(222,112)	(258,244)	36,132
Bond Retirement	416,671	455,561	(38,890)
Other nonmajor governmental funds	<u>8,785,814</u>	<u>6,221,864</u>	<u>2,563,950</u>
Total	<u>\$ 13,090,578</u>	<u>\$ 9,048,842</u>	<u>\$ 4,041,736</u>

General Fund

The City's general fund balance increased \$804,054 throughout the year. The table that follows assists in illustrating the revenues of the general fund.

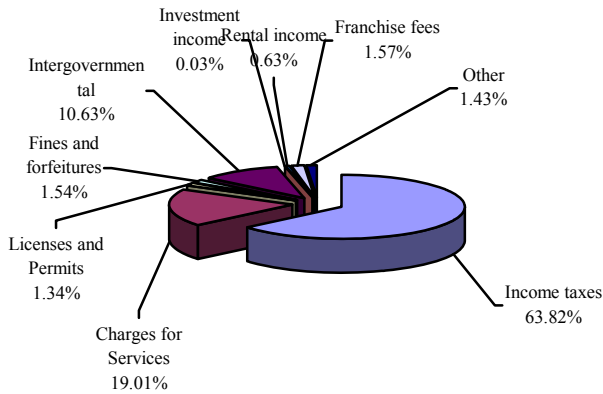
	<u>2011 Amount</u>	<u>2010 Amount</u>	<u>Percentage Change</u>
Revenues			
Income taxes	\$ 24,261,205	\$ 21,750,326	11.54 %
Charges for services	7,223,763	7,504,634	(3.74) %
Licenses and permits	509,502	842,923	(39.56) %
Fines and forfeitures	583,621	396,555	47.17 %
Intergovernmental	4,038,791	4,228,474	(4.49) %
Investment income	11,984	13,836	(13.39) %
Rental income	240,720	246,540	(2.36) %
Franchise fees	597,137	615,164	(2.93) %
Other	<u>542,465</u>	<u>816,307</u>	(33.55) %
Total	<u>\$ 38,009,188</u>	<u>\$ 36,414,759</u>	4.38 %

Income tax revenue represents 63.82% of all general fund revenue and increased slightly by 11.54% in 2011 due to receipts related to the new Joint Economic Development Zone (JEDZ) agreement into which the City entered with the City of Girard. Lower charges for services revenues for health contributed to the 3.74% decrease in charges for services. Fines and forfeitures related to court costs and parking fines increased by 47.17% during 2011, while licenses and permits revenues decreased by 39.56%. Investment income decreased significantly due to the declining economy and interest rates, and other revenue fell from 2010 by 33.55%. All other revenue remained comparable to 2011.


CITY OF YOUNGSTOWN, OHIO

**MANAGEMENT'S DISCUSSION AND ANALYSIS
FOR THE YEAR ENDED DECEMBER 31, 2011
(UNAUDITED)**

Revenues – Fiscal Year 2011



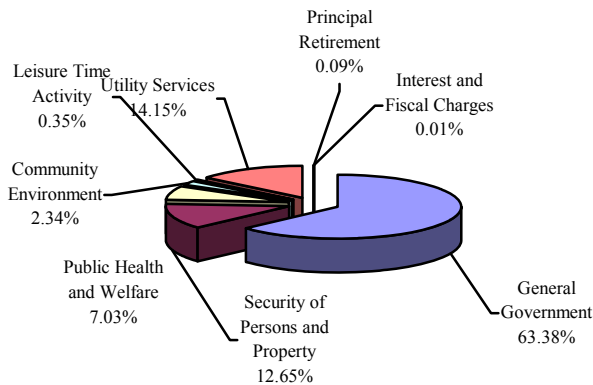
Revenues – Fiscal Year 2010



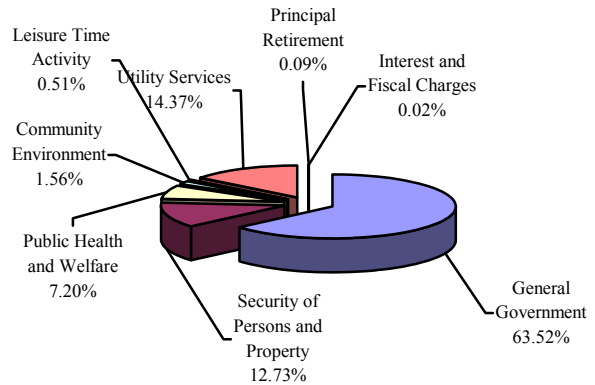
The table that follows assists in illustrating the expenditures of the general fund.

	<u>2011 Amount</u>	<u>2010 Amount</u>	<u>Percentage Change</u>
<u>Expenditures</u>			
General government	\$ 12,319,108	\$ 12,221,227	0.80 %
Security of persons and property	2,458,662	2,450,105	0.35 %
Public health and welfare	1,366,070	1,385,801	(1.42) %
Community environment	454,164	299,239	51.77 %
Leisure time activity	68,781	97,204	(29.24) %
Utility services	2,749,335	2,765,724	(0.59) %
Principal retirement	17,617	17,529	0.50 %
Interest and fiscal charges	2,797	3,836	(27.09) %
Total	<u>\$ 19,436,534</u>	<u>\$ 19,240,665</u>	1.02 %

Expenditures – Fiscal Year 2011



Expenditures – Fiscal Year 2010



Costs in the planning office decreased, causing the variance in community environment. Decreased spending on Federal Plaza events resulted in a decrease in leisure time activities expenditures. All other expenditures remained comparable to the prior year, or were insignificant in dollar amount.

CITY OF YOUNGSTOWN, OHIO

MANAGEMENT'S DISCUSSION AND ANALYSIS FOR THE YEAR ENDED DECEMBER 31, 2011 (UNAUDITED)

Fire Levy Fund

The fire levy fund had revenues and other financing sources of \$14,237,724 in 2011. This represents an increase of \$1,079,169 from 2010. The expenditures of the fire levy fund, which totaled \$13,956,525 in 2011, increased \$781,917 from 2010. The increase in fund balance was \$281,199 in the fire levy fund at December 31, 2011.

Police Levy Fund

The police levy fund had revenues and other financing sources of \$19,024,783 in 2011. This represents a decrease of \$879,721 from 2010. The expenditures of the police levy fund, which totaled \$18,605,703 in 2011, decreased \$126,035 from 2010. The increase in fund balance was \$419,080 in the police levy fund at December 31, 2011.

Community Development Fund

The community development fund had revenues of \$4,622,957 in 2011. The expenditures and other financing uses of the community development fund totaled \$4,646,746 in 2011. The decrease in fund balance was \$23,789 in the community development fund at December 31, 2011.

Covelli Centre Fund

The fund balance of the Covelli Centre fund was restated at the beginning of the year as described in Note 2.B of the notes to the basic financial statements. The Covelli Centre fund had revenues and other financing sources of \$12,343,901 and expenditures of \$12,307,769 during 2011. The increase in fund balance was \$36,132 in the Covelli Centre fund at December 31, 2011.

Bond Retirement Fund

The bond retirement fund had revenues and other financing sources of \$2,357,672 in 2011. The expenditures and other financing uses of the bond retirement fund totaled \$2,396,562 in 2011. The decrease in fund balance was \$38,890 in the bond retirement fund at December 31, 2011.

Budgeting Highlights

The City's budgeting process is prescribed by the Ohio Revised Code (ORC). Essentially the budget is the City's appropriations which are restricted by the amounts of anticipated revenues certified by the Budget Commission in accordance with the ORC. Therefore, the City's plans or desires cannot be totally reflected in the original budget. If budgeted revenues are adjusted due to actual activity then the appropriations can be adjusted accordingly.

Budgetary information is presented for the general fund, fire levy, police levy, community development and Covelli centre fund. In the general fund, actual expenditures and other financing uses of \$40,936,766 came in \$1,871,413 higher than final budgeted expenditures of \$39,065,353. Original budgeted revenues and other financing sources of \$37,566,487 were increased by \$1,173,103 to \$38,739,590 in the final budgeted revenues. Actual budgeted revenues and other financing sources were \$41,307,255 which were \$2,567,665 higher than final budgeted revenues.

CITY OF YOUNGSTOWN, OHIO

MANAGEMENT'S DISCUSSION AND ANALYSIS
FOR THE YEAR ENDED DECEMBER 31, 2011
(UNAUDITED)

Proprietary Funds

The City's proprietary funds provide the same type of information found in the government-wide financial statements for business-type activities, except in more detail. The only difference between the amounts reported as business-type activities and the amounts reported in the proprietary fund statements are interfund eliminations between proprietary funds and internal balances due to governmental activities for internal service activities. The only interfund activity reported in the government wide statements are those between business-type activities and governmental activities (reported as internal balances and transfers) whereas interfund amounts between various enterprise funds are reported in the proprietary fund statements.

Capital Assets and Debt Administration

Capital Assets

At the end of fiscal 2011, the City had \$188,743,078 (net of accumulated depreciation) invested in land, buildings, improvements other than buildings (I.O.T.B.), machinery and equipment, computer software, vehicles, infrastructure and construction in progress (CIP). Of this total, \$111,649,196 was reported in governmental activities and \$77,093,882 was reported in business-type activities. The following table shows fiscal 2011 balances compared to 2010:

**Capital Assets at December 31
(Net of Depreciation)**

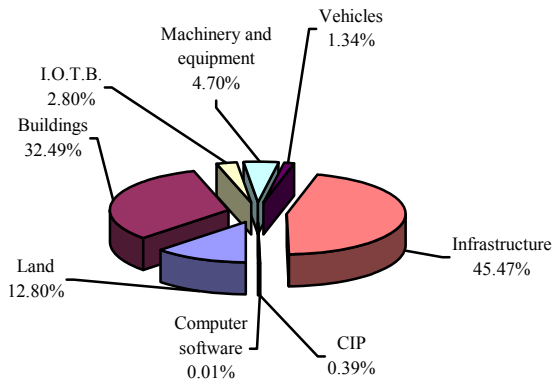
	Governmental Activities		Business-Type Activities		Total	
	2011	2010	2011	2010	2011	2010
Land	\$ 14,292,563	\$ 13,513,765	\$ 471,224	\$ 471,224	\$ 14,763,787	\$ 13,984,989
C.I.P.	430,221	5,227,713	6,167,588	3,727,439	6,597,809	8,955,152
Buildings	36,270,642	38,142,381	24,087,008	24,911,663	60,357,650	63,054,044
I.O.T.B.	3,128,834	2,145,050	406,276	445,911	3,535,110	2,590,961
Machinery and equipment	5,245,827	5,745,847	5,749,037	5,971,220	10,994,864	11,717,067
Computer software	11,573	20,156	631,008	19,433	642,581	39,589
Vehicles	1,500,894	1,872,272	1,503,570	1,582,519	3,004,464	3,454,791
Infrastructure	50,768,642	43,400,511	38,078,171	33,740,905	88,846,813	77,141,416
Totals	\$ 111,649,196	\$ 110,067,695	\$ 77,093,882	\$ 70,870,314	\$ 188,743,078	\$ 180,938,009

CITY OF YOUNGSTOWN, OHIO

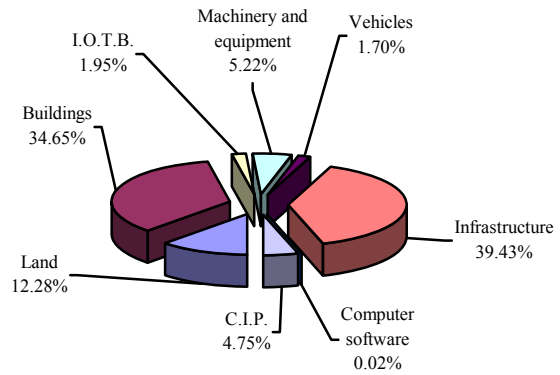
**MANAGEMENT'S DISCUSSION AND ANALYSIS
FOR THE YEAR ENDED DECEMBER 31, 2011
(UNAUDITED)**

The following graphs show the breakdown of governmental capital assets by category for 2011 and 2010.

Capital Assets - Governmental Activities 2011



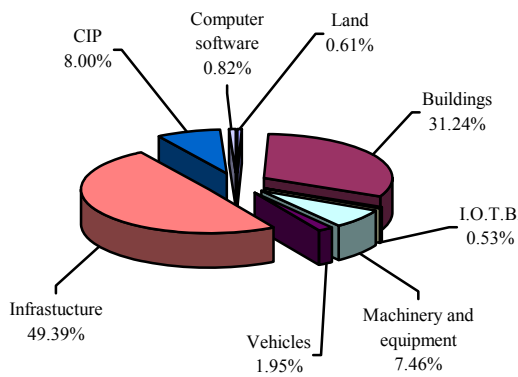
Capital Assets - Governmental Activities 2010



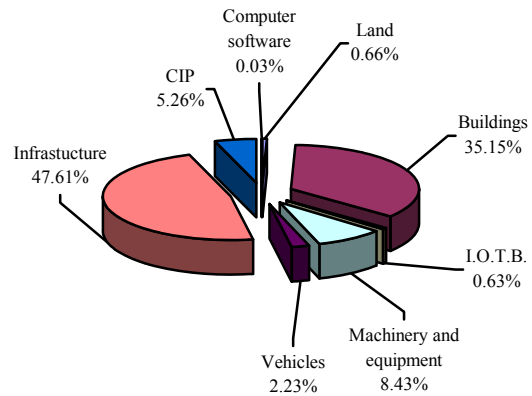
The City's largest governmental activities capital asset categories are buildings and infrastructure. The net book value of the City's buildings and infrastructure (cost less accumulated depreciation) represents approximately 32.49% and 45.47% of the City's total capital assets at December 31, 2011, respectively.

The following graphs show the breakdown of business-type capital assets by category for 2011 and 2010.

Capital Assets - Business-Type Activities 2011



Capital Assets - Business-Type Activities 2010



The City's largest business-type capital asset category is infrastructure, which primarily includes water and sewer lines. These items play a vital role in the income producing ability of the business-type activities. The net book value of the City's utility lines (cost less accumulated depreciation) represents approximately 49.39% of the City's total business-type capital assets. See Note 10 to the basic financial statements for further detail on capital assets.

CITY OF YOUNGSTOWN, OHIO

MANAGEMENT'S DISCUSSION AND ANALYSIS
FOR THE YEAR ENDED DECEMBER 31, 2011
(UNAUDITED)

Debt Administration

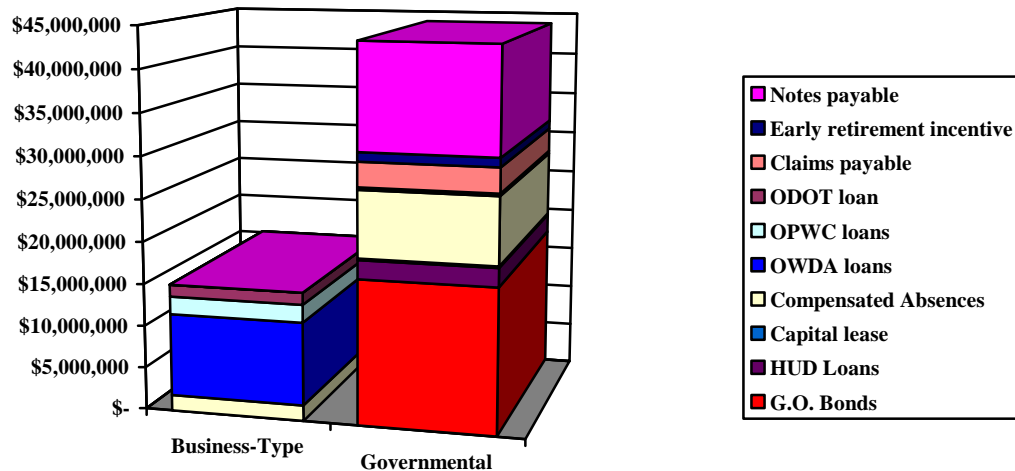
The City had the following short-term and long-term obligations outstanding at December 31, 2011 and 2010:

	Governmental Activities	
	2011	2010
General obligation bonds	\$ 17,045,000	\$ 18,415,000
HUD Section 108 loans	2,179,950	2,714,950
Notes payable	12,330,000	12,725,000
OPWC loan	300,002	321,431
Short-term notes payable	395,000	375,000
Long-term notes payable	12,330,000	12,725,000
OPWC loan	300,002	321,431
Capital lease obligation	172,394	309,594
Total long-term obligations	\$ 45,052,348	\$ 47,907,406

	Business-Type Activities	
	2011	2010
General obligation bonds	\$ -	\$ 215,000
OWDA loans	9,769,864	7,895,636
OPWC loan	2,068,381	1,067,410
ODOT loan	1,410,672	1,410,672
Total long-term obligations	\$ 13,248,917	\$ 10,588,718

A comparison of the long-term obligations by category is depicted in the chart below. See Note 12 to the basic financial statements for further detail on the City's long-term obligations outstanding at year-end.

Long-term obligations



CITY OF YOUNGSTOWN, OHIO

MANAGEMENT'S DISCUSSION AND ANALYSIS FOR THE YEAR ENDED DECEMBER 31, 2011 (UNAUDITED)

Economic Conditions and Outlook

The City's administration considered the impact of various economic factors when establishing the 2012 budget. The economy in Youngstown was decimated during the last quarter century due to the collapse of its principal industry, iron and steel production. The City is working hard to build on the success of the last few years and leave its big industry past behind by continuing to aggressively pursue small light industrial and commercial development. So far, more than 8,500 new jobs have been created, with additional job opportunities anticipated as various development agreements are secured. A working example is Vallourec's V&M Star \$650 million expansion of its steel-rolling pipe mill, with expected completion in late 2012 and an estimated addition of 550 contract and full-time employees.

Over the past several years, the City has twice received SBA leadership awards for small business development and is continuing its efforts to locate and grow new industry in Youngstown. Nevertheless, the City continues to lose population and unemployment remains above the national average for 2012. The primary objectives of the City include aggressive investments in new development, a commitment to job creation, a continued emphasis on fiscal stability, as well as improving the quality of life for its citizens.

At the end of 2011 the City of Youngstown had a positive cash balance in all of its operating funds. The City's fortunate financial position is largely due to two factors: aggressive cost containment and employee reductions through buyouts and attrition.

Under the leadership of Mayor Jay Williams, the City was able to implement Youngstown 2010 plan which provides a sturdy foundation for the future of Youngstown. During 2011, Mayor Williams resigned as Mayor to accept a position in the Obama Administration. Interim Mayor Sammarone has continued to follow the blueprint of the Youngstown 2010 plan to build on the successes of the last few years. Youngstown has come through its dependence on just one industry and is moving forward. Furthermore, the City continues to revitalize its economy, improve its quality of life and strengthen its future.

The City's current financial position is at risk, but remains tentatively balanced. Let there be no doubt, the City's core mission is straightforward: to continue with conservative budgeting practices, to stimulate economic growth, to create new and better jobs, and to ensure that Youngstown continues to embark on the path of steady growth. The City will continue to right itself relative to revenues and expenditures. For these reasons, as we slowly exit the most troubling period the economy has experienced since the 1930s, the City expects the actions undertaken by management will be successful in maintaining balanced operations through the end of 2012.

Contacting the City's Financial Management

This financial report is designed to provide our citizens, taxpayers, and investors and creditors with a general overview of the City's finances and to show the City's accountability for the money it receives. If you have questions about this report or need additional financial information contact: Mr. David Bozanich, Finance Director, City of Youngstown, 26 S. Phelps Street, Youngstown, Ohio 44503.

THIS PAGE IS INTENTIONALLY LEFT BLANK

CITY OF YOUNGSTOWN, OHIO

STATEMENT OF NET ASSETS
DECEMBER 31, 2011

	Governmental Activities	Business-type Activities	Total
Assets:			
Equity in pooled cash and cash equivalents . . .	\$ 8,029,384	\$ 3,212,932	\$ 11,242,316
Cash and cash equivalents with fiscal and escrow agents	304,770	-	304,770
Receivables (net of allowance for uncollectibles):			
Income taxes	10,527,375	-	10,527,375
Real and other taxes	2,645,932	-	2,645,932
Accounts	1,099,629	7,478,530	8,578,159
Notes receivable	3,540,763	-	3,540,763
Special assessments	36,540	-	36,540
Internal balances	178,126	(178,126)	-
Due from other governments	6,417,269	133,133	6,550,402
Materials and supplies inventory	7,103	786,404	793,507
Deferred charges	418,046	-	418,046
Capital assets:			
Land and construction in progress	14,722,784	6,638,812	21,361,596
Depreciable capital assets, net	96,926,412	70,455,070	167,381,482
Total capital assets, net	<u>111,649,196</u>	<u>77,093,882</u>	<u>188,743,078</u>
Total assets	<u>144,854,133</u>	<u>88,526,755</u>	<u>233,380,888</u>
Liabilities:			
Accounts payable	516,439	455,764	972,203
Contracts payable	331,686	740,778	1,072,464
Accrued wages and benefits payable	1,305,879	413,009	1,718,888
Due to other governments	1,931,710	1,190,980	3,122,690
Accrued interest payable	324,006	185,164	509,170
Unearned revenue	1,333,000	-	1,333,000
Notes payable	395,000	-	395,000
Long-term liabilities:			
Due within one year	4,135,032	1,089,512	5,224,544
Due in more than one year	39,292,707	14,002,766	53,295,473
Total liabilities	<u>49,565,459</u>	<u>18,077,973</u>	<u>67,643,432</u>
Net assets:			
Invested in capital assets, net of related debt	90,833,483	63,844,965	154,678,448
Restricted for:			
Debt service	1,723,538	-	1,723,538
Capital projects	6,800,349	-	6,800,349
Community development	3,484,009	-	3,484,009
Street maintenance and repair	1,507,552	-	1,507,552
Public health and welfare	90,889	-	90,889
Leisure time activities	197,715	-	197,715
Law enforcement	751,688	-	751,688
Unrestricted (deficit)	<u>(10,100,549)</u>	<u>6,603,817</u>	<u>(3,496,732)</u>
Total net assets	<u>\$ 95,288,674</u>	<u>\$ 70,448,782</u>	<u>\$ 165,737,456</u>

SEE ACCOMPANYING NOTES TO THE BASIC FINANCIAL STATEMENTS

CITY OF YOUNGSTOWN, OHIO

STATEMENT OF ACTIVITIES
FOR THE YEAR ENDED DECEMBER 31, 2011

	<u>Expenses</u>	<u>Program Revenues</u>		
		<u>Charges for Services and Sales</u>	<u>Operating Grants and Contributions</u>	<u>Capital Grants and Contributions</u>
Governmental activities:				
General government	\$ 13,459,126	\$ 5,158,243	\$ -	\$ 2,692,061
Security of persons and property	36,501,741	1,177,005	1,713,277	-
Public health and welfare	2,553,106	4,595,487	936,048	-
Transportation	9,419,034	207,542	2,778,118	-
Community environment	6,149,246	-	5,468,477	5,636,343
Leisure time activity	3,004,090	62,429	178,360	-
Utility services	2,749,335	-	-	-
Interest and fiscal charges	1,608,447	-	-	-
Total governmental activities	<u>75,444,125</u>	<u>11,200,706</u>	<u>11,074,280</u>	<u>8,328,404</u>
Business-type activities:				
Sewer	19,021,658	19,177,779	-	-
Water	27,484,357	31,097,641	-	-
Total business-type activities	<u>46,506,015</u>	<u>50,275,420</u>	<u>-</u>	<u>-</u>
Totals	<u>\$ 121,950,140</u>	<u>\$ 61,476,126</u>	<u>\$ 11,074,280</u>	<u>\$ 8,328,404</u>

General revenues:

- Property taxes levied for:
 - Debt service
 - Special revenue
- Income taxes levied for:
 - General purposes
 - Fire levy
 - Police levy
 - Capital outlay
- Grants and entitlements not restricted to specific programs
- Payments in lieu of taxes
- Investment earnings
- Miscellaneous

Total general revenues

Change in net assets

Net assets at beginning of year

Net assets at end of year

SEE ACCOMPANYING NOTES TO THE BASIC FINANCIAL STATEMENTS

Net (Expense) Revenue and Changes in Net Assets

Governmental Activities	Business-type Activities	Total
\$ (5,608,822)	\$ -	\$ (5,608,822)
(33,611,459)	-	(33,611,459)
2,978,429	-	2,978,429
(6,433,374)	-	(6,433,374)
4,955,574	-	4,955,574
(2,763,301)	-	(2,763,301)
(2,749,335)	-	(2,749,335)
(1,608,447)	-	(1,608,447)
<u>(44,840,735)</u>	<u>-</u>	<u>(44,840,735)</u>
-	156,121	156,121
-	3,613,284	3,613,284
<u>-</u>	<u>3,769,405</u>	<u>3,769,405</u>
<u>(44,840,735)</u>	<u>3,769,405</u>	<u>(41,071,330)</u>
2,123,454	-	2,123,454
232,641	-	232,641
24,104,523	-	24,104,523
6,649,768	-	6,649,768
8,873,760	-	8,873,760
4,632,782	-	4,632,782
4,362,605	-	4,362,605
588,159	-	588,159
12,350	-	12,350
560,291	76,577	636,868
<u>52,140,333</u>	<u>76,577</u>	<u>52,216,910</u>
7,299,598	3,845,982	11,145,580
<u>87,989,076</u>	<u>66,602,800</u>	<u>154,591,876</u>
<u>\$ 95,288,674</u>	<u>\$ 70,448,782</u>	<u>\$ 165,737,456</u>

CITY OF YOUNGSTOWN, OHIO

BALANCE SHEET
GOVERNMENTAL FUNDS
DECEMBER 31, 2011

	<u>General</u>	<u>Fire Levy</u>	<u>Police Levy</u>	<u>Community Development</u>
Assets:				
Equity in pooled cash and cash equivalents . . .	\$ -	\$ 230,131	\$ 285,679	\$ -
Cash and cash equivalents with fiscal and escrow agents	-	-	-	-
Receivables:				
Income taxes	5,647,923	1,609,878	2,148,092	-
Real and other taxes	-	-	-	-
Accounts	929,332	-	529	-
Interfund loans	-	-	-	-
Special assessments	1,413	-	-	31,135
Due from other funds	-	-	-	-
Due from other governments	1,531,413	-	174,466	2,358,877
Notes receivable	3,000,000	-	-	540,763
Materials and supplies inventory	-	1,384	3,945	178
	<hr/>	<hr/>	<hr/>	<hr/>
Total assets	<u>\$ 11,110,081</u>	<u>\$ 1,841,393</u>	<u>\$ 2,612,711</u>	<u>\$ 2,930,953</u>
Liabilities:				
Accounts payable	\$ 158,682	\$ 9,491	\$ 79,755	\$ 80,721
Contracts payable	-	-	-	-
Accrued wages and benefits payable	320,231	374,709	475,848	22,302
Compensated absences payable	-	43,711	23,577	-
Early retirement incentive payable	-	304,800	114,051	-
Interfund loans payable	1,140,671	-	-	28,167
Due to other funds	1,000,000	-	-	-
Due to other governments	103,656	901,352	802,269	7,286
Deferred revenue	4,256,122	913,698	1,219,170	2,004,664
Unearned revenue	-	-	-	-
Accrued interest payable	-	-	-	-
Notes payable	-	-	-	-
	<hr/>	<hr/>	<hr/>	<hr/>
Total liabilities	<u>6,979,362</u>	<u>2,547,761</u>	<u>2,714,670</u>	<u>2,143,140</u>
Fund balances:				
Nonspendable	3,046,118	1,384	3,945	178
Restricted	-	-	-	787,635
Committed	-	-	-	-
Assigned	355,489	-	-	-
Unassigned (deficit)	729,112	(707,752)	(105,904)	-
	<hr/>	<hr/>	<hr/>	<hr/>
Total fund balances	<u>4,130,719</u>	<u>(706,368)</u>	<u>(101,959)</u>	<u>787,813</u>
	<hr/>	<hr/>	<hr/>	<hr/>
Total liabilities and fund balances	<u>\$ 11,110,081</u>	<u>\$ 1,841,393</u>	<u>\$ 2,612,711</u>	<u>\$ 2,930,953</u>

SEE ACCOMPANYING NOTES TO THE BASIC FINANCIAL STATEMENTS

Covelli Centre	Bond Retirement	Other Governmental Funds	Total Governmental Funds
\$ 40,228	\$ 261,901	\$ 6,195,085	\$ 7,013,024
-	304,770	-	304,770
-	-	1,121,482	10,527,375
35,630	2,610,302	-	2,645,932
1,055	-	168,713	1,099,629
-	-	1,318,838	1,318,838
-	185	3,807	36,540
-	-	1,000,000	1,000,000
-	126,225	2,226,288	6,417,269
-	-	-	3,540,763
-	-	1,596	7,103
<u>\$ 76,913</u>	<u>\$ 3,303,383</u>	<u>\$ 12,035,809</u>	<u>\$ 33,911,243</u>
\$ -	\$ -	\$ 187,790	\$ 516,439
-	-	331,686	331,686
-	-	112,789	1,305,879
-	-	69,752	137,040
-	-	-	418,851
-	150,000	-	1,318,838
-	-	-	1,000,000
-	-	117,147	1,931,710
-	1,403,712	2,330,712	12,128,078
-	1,333,000	-	1,333,000
4,025	-	119	4,144
295,000	-	100,000	395,000
<u>299,025</u>	<u>2,886,712</u>	<u>3,249,995</u>	<u>20,820,665</u>
-	-	1,596	3,053,221
-	416,671	8,598,221	9,802,527
-	-	185,997	185,997
-	-	-	355,489
(222,112)	-	-	(306,656)
<u>(222,112)</u>	<u>416,671</u>	<u>8,785,814</u>	<u>13,090,578</u>
<u>\$ 76,913</u>	<u>\$ 3,303,383</u>	<u>\$ 12,035,809</u>	<u>\$ 33,911,243</u>

CITY OF YOUNGSTOWN, OHIO

RECONCILIATION OF TOTAL GOVERNMENTAL FUND BALANCES TO
NET ASSETS OF GOVERNMENTAL ACTIVITIES
DECEMBER 31, 2011

Total governmental fund balances		\$ 13,090,578
<i>Amounts reported for governmental activities on the statement of net assets are different because:</i>		
Capital assets used in governmental activities are not financial resources and therefore are not reported in the funds.		111,649,196
Other long-term assets are not available to pay for current period expenditures and therefore are deferred in the funds.		
Property taxes receivable	\$ 1,277,302	
Income taxes receivable	5,974,303	
Special assessments receivable	36,540	
Intergovernmental receivable	4,839,933	
Total	4,839,933	12,128,078
On the statement of net assets interest is accrued on outstanding bonds, notes and loans payable, whereas in the governmental funds, interest is expensed when due.		(319,862)
Unamortized premiums on bond issuance are not recognized in the funds.		(125,977)
Unamortized bond issuance costs are not recognized in the funds.		418,046
Unamortized deferred charges on refundings are not recognized in the funds.		514,041
Long-term liabilities are not due and payable in the current period and therefore are not reported in the funds. The long-term liabilities are as follows:		
General obligation bonds	(17,045,000)	
HUD Section 108 loans	(2,179,950)	
OPWC loan	(300,002)	
Notes payable	(12,330,000)	
Compensated absences	(7,668,067)	
Early retirement incentive	(634,255)	
Claims payable	(50,000)	
Capital lease payable	(172,394)	
Total	(17,279,668)	(40,379,668)
An internal service fund is used by management to charge the costs of workers compensation to individual funds. The assets and liabilities of the internal service fund are included in governmental activities on the statement of net assets.		(1,863,884)
An internal balance is recorded in the governmental activities to reflect underpayments to the internal service fund by the business-type activities.		178,126
Net assets of governmental activities		\$ 95,288,674

SEE ACCOMPANYING NOTES TO THE BASIC FINANCIAL STATEMENTS

THIS PAGE IS INTENTIONALLY LEFT BLANK

CITY OF YOUNGSTOWN, OHIO

STATEMENT OF REVENUES, EXPENDITURES AND CHANGES IN FUND BALANCES
GOVERNMENTAL FUNDS
FOR THE YEAR ENDED DECEMBER 31, 2011

	<u>General</u>	<u>Fire Levy</u>	<u>Police Levy</u>	<u>Community Development</u>
Revenues:				
Income taxes	\$ 24,261,205	\$ 6,722,965	\$ 8,970,950	\$ -
Real and other taxes	-	-	-	-
Charges for services	7,223,763	-	-	-
Licenses and permits	509,502	-	-	-
Fines and forfeitures	583,621	-	15,769	-
Intergovernmental	4,038,791	273,713	1,408,596	4,622,957
Investment income	11,984	-	-	-
Rental income	240,720	-	1,636	-
Contributions and donations	806	-	10	-
Franchise fees	597,137	-	-	-
Payment in lieu of taxes	373,112	-	-	-
Other	168,547	92,566	18,570	-
Total revenues	<u>38,009,188</u>	<u>7,089,244</u>	<u>10,415,531</u>	<u>4,622,957</u>
Expenditures:				
Current:				
General government	12,319,108	-	-	-
Security of persons and property	2,458,662	13,824,789	18,605,703	-
Public health and welfare	1,366,070	-	-	-
Transportation	-	-	-	-
Community environment	454,164	-	-	2,259,226
Leisure time activity	68,781	-	-	-
Utility services	2,749,335	-	-	-
Capital outlay	-	-	-	-
Debt service:				
Principal retirement	17,617	119,583	-	535,000
Interest and fiscal charges	2,797	12,153	-	134,478
Total expenditures	<u>19,436,534</u>	<u>13,956,525</u>	<u>18,605,703</u>	<u>2,928,704</u>
Excess (deficiency) of revenues over (under) expenditures	<u>18,572,654</u>	<u>(6,867,281)</u>	<u>(8,190,172)</u>	<u>1,694,253</u>
Other financing sources (uses):				
Note issuance	-	-	-	-
Sale of capital assets	814	2,187	14,532	-
Transfers in	314,866	7,146,293	8,594,720	-
Transfers (out)	(18,084,280)	-	-	(1,718,042)
Total other financing sources (uses)	<u>(17,768,600)</u>	<u>7,148,480</u>	<u>8,609,252</u>	<u>(1,718,042)</u>
Net change in fund balances	804,054	281,199	419,080	(23,789)
Fund balances (deficits) at beginning of year (restated)	<u>3,326,665</u>	<u>(987,567)</u>	<u>(521,039)</u>	<u>811,602</u>
Fund balances (deficits) at end of year	<u>\$ 4,130,719</u>	<u>\$ (706,368)</u>	<u>\$ (101,959)</u>	<u>\$ 787,813</u>

SEE ACCOMPANYING NOTES TO THE BASIC FINANCIAL STATEMENTS

Covelli Centre	Bond Retirement	Other Governmental Funds	Total Governmental Funds
\$ -	\$ -	\$ 4,683,548	\$ 44,638,668
232,641	1,975,006	-	2,207,647
-	-	239,811	7,463,574
-	-	2,450	511,952
-	-	413,204	1,012,594
-	282,300	11,493,934	22,120,291
-	366	-	12,350
-	-	1,373,093	1,615,449
-	-	2,539,912	2,540,728
-	-	-	597,137
-	-	215,047	588,159
94,760	-	160,921	535,364
<u>327,401</u>	<u>2,257,672</u>	<u>21,121,920</u>	<u>83,843,913</u>
-	82,642	-	12,401,750
-	-	126,826	35,015,980
-	-	1,057,784	2,423,854
-	-	7,067,027	7,067,027
47,307	-	1,702,609	4,463,306
-	-	2,410,028	2,478,809
-	-	-	2,749,335
-	-	9,208,566	9,208,566
11,625,000	1,391,429	1,100,000	14,788,629
635,462	801,549	20,927	1,607,366
<u>12,307,769</u>	<u>2,275,620</u>	<u>22,693,767</u>	<u>92,204,622</u>
<u>(11,980,368)</u>	<u>(17,948)</u>	<u>(1,571,847)</u>	<u>(8,360,709)</u>
11,330,000	-	1,000,000	12,330,000
-	-	54,912	72,445
686,500	100,000	7,945,751	24,788,130
-	(120,942)	(4,864,866)	(24,788,130)
<u>12,016,500</u>	<u>(20,942)</u>	<u>4,135,797</u>	<u>12,402,445</u>
36,132	(38,890)	2,563,950	4,041,736
(258,244)	455,561	6,221,864	9,048,842
<u>\$ (222,112)</u>	<u>\$ 416,671</u>	<u>\$ 8,785,814</u>	<u>\$ 13,090,578</u>

CITY OF YOUNGSTOWN, OHIO

RECONCILIATION OF THE STATEMENT OF REVENUES, EXPENDITURES AND CHANGES
IN FUND BALANCES OF GOVERNMENTAL FUNDS TO THE STATEMENT OF ACTIVITIES
FOR THE YEAR ENDED DECEMBER 31, 2011

Net change in fund balances - total governmental funds		\$ 4,041,736
<i>Amounts reported for governmental activities in the statement of activities are different because:</i>		
Governmental funds report capital outlays as expenditures; however, in the statement of activities, the costs of those assets are allocated over their estimated useful lives as depreciation expense. This is the amount by which capital outlays exceeded depreciation expense in the current period.		
Capital asset additions	\$ 6,470,660	
Current year depreciation	<u>(4,840,835)</u>	
Total		1,629,825
Governmental funds only report the disposal of capital assets to the extent proceeds are received from the sale. In the statement of activities, a gain or loss is reported for each disposal.		
		(48,324)
Revenues in the statement of activities that do not provide current financial resources are not reported as revenues in the funds.		
Property taxes	148,448	
Income taxes	(377,835)	
Intergovernmental revenues	(894,924)	
Special assessments	<u>(3,055)</u>	
Total		(1,127,366)
Proceeds of notes are reported as an other financing source in the governmental funds, however, in the statement of activities, they are not reported as revenues as they increase long-term liabilities on the statement of net assets.		
		(12,330,000)
Repayment of bond, loan, note and capital lease principal is an expenditure in the governmental funds, but the repayment reduces long-term liabilities on the statement of net assets.		
		14,788,629
In the statement of activities, interest is accrued on outstanding bonds, whereas in governmental funds, interest is expensed when due.		
Accrued interest	41,023	
Bonds premium	9,052	
Deferred charges on refunding	(25,864)	
Bond issuance costs	<u>(25,292)</u>	
Total		(1,081)
Some expenses reported in the statement of activities, such as compensated absences and early retirement incentives, do not require the use of current financial resources and therefore are not reported as expenditures in governmental funds.		
		1,039,078
The internal service fund used by management to charge the cost of workers compensation to individual funds is not reported in the expenditures, and related internal service fund revenues are eliminated. The net revenue (expense) of the internal service funds, including the internal balance, are allocated among the governmental activities.		
		<u>(692,899)</u>
Change in net assets of governmental activities		<u>\$ 7,299,598</u>

SEE ACCOMPANYING NOTES TO THE BASIC FINANCIAL STATEMENTS

CITY OF YOUNGSTOWN, OHIO

STATEMENT OF REVENUES, EXPENDITURES AND CHANGES IN
 FUND BALANCE - BUDGET AND ACTUAL (NON-GAAP BUDGETARY BASIS)
 GENERAL FUND
 FOR THE YEAR ENDED DECEMBER 31, 2011

	Budgeted Amounts		Actual	Variance with
	Original	Final		Final Budget Positive (Negative)
Revenues:				
Income taxes	\$ 23,454,115	\$ 24,186,524	\$ 24,184,464	\$ (2,060)
Charges for services	6,799,567	7,011,900	7,188,736	176,836
Licenses and permits	439,282	453,000	451,920	(1,080)
Fines and forfeitures	625,468	645,000	628,992	(16,008)
Intergovernmental	3,618,795	3,731,800	4,149,795	417,995
Investment income	16,970	17,500	11,984	(5,516)
Rental income	239,520	247,000	240,720	(6,280)
Franchise fees	601,225	620,000	598,178	(21,822)
Payment in lieu of taxes	349,099	360,000	373,112	13,112
Other	147,397	152,000	163,674	11,674
Total revenues	<u>36,291,438</u>	<u>37,424,724</u>	<u>37,991,575</u>	<u>566,851</u>
Expenditures:				
Current:				
General government	12,833,233	12,933,945	12,384,498	549,447
Security of persons and property	1,293,850	1,293,850	1,252,140	41,710
Public health and welfare	1,553,518	1,565,157	1,369,382	195,775
Community environment	193,732	725,088	560,264	164,824
Basic utility services	3,141,500	3,075,690	2,898,859	176,831
Total expenditures	<u>19,015,833</u>	<u>19,593,730</u>	<u>18,465,143</u>	<u>1,128,587</u>
Excess of revenues over expenditures	<u>17,275,605</u>	<u>17,830,994</u>	<u>19,526,432</u>	<u>1,695,438</u>
Other financing sources (uses):				
Sale of capital assets	969,718	1,000,000	814	(999,186)
Repayment of float loans	-	-	3,000,000	3,000,000
Issuance of float loans	-	-	(3,000,000)	(3,000,000)
Transfers in	305,331	314,866	314,866	-
Transfers (out)	<u>(19,828,623)</u>	<u>(19,471,623)</u>	<u>(19,471,623)</u>	<u>-</u>
Total other financing sources (uses)	<u>(18,553,574)</u>	<u>(18,156,757)</u>	<u>(19,155,943)</u>	<u>(999,186)</u>
Net change in fund balances	(1,277,969)	(325,763)	370,489	696,252
Fund deficit at beginning of year (restated) . .	<u>(2,075,411)</u>	<u>(2,075,411)</u>	<u>(2,075,411)</u>	<u>-</u>
Fund deficit at end of year	<u>\$ (3,353,380)</u>	<u>\$ (2,401,174)</u>	<u>\$ (1,704,922)</u>	<u>\$ 696,252</u>

SEE ACCOMPANYING NOTES TO THE BASIC FINANCIAL STATEMENTS

CITY OF YOUNGSTOWN, OHIO

STATEMENT OF REVENUES, EXPENDITURES AND CHANGES IN
 FUND BALANCE - BUDGET AND ACTUAL (NON-GAAP BUDGETARY BASIS)
 FIRE LEVY
 FOR THE YEAR ENDED DECEMBER 31, 2011

	<u>Budgeted Amounts</u>		<u>Actual</u>	<u>Variance with Final Budget Positive (Negative)</u>
	<u>Original</u>	<u>Final</u>		
Revenues:				
Income taxes	\$ 6,241,681	\$ 6,721,425	\$ 6,721,465	\$ 40
Intergovernmental	334,305	360,000	273,713	(86,287)
Other	78,933	85,000	92,566	7,566
Total revenues	<u>6,654,919</u>	<u>7,166,425</u>	<u>7,087,744</u>	<u>(78,681)</u>
Expenditures:				
Current:				
Security of persons and property	<u>14,103,553</u>	<u>14,103,553</u>	<u>14,023,411</u>	<u>80,142</u>
Total expenditures	<u>14,103,553</u>	<u>14,103,553</u>	<u>14,023,411</u>	<u>80,142</u>
Excess of expenditures over revenues	<u>(7,448,634)</u>	<u>(6,937,128)</u>	<u>(6,935,667)</u>	<u>1,461</u>
Other financing sources:				
Sale of capital assets	929	1,000	2,187	1,187
Transfers in	<u>6,644,152</u>	<u>7,154,831</u>	<u>7,146,293</u>	<u>(8,538)</u>
Total other financing sources	<u>6,645,081</u>	<u>7,155,831</u>	<u>7,148,480</u>	<u>(7,351)</u>
Net change in fund balances	(803,553)	218,703	212,813	(5,890)
Fund balance at beginning of year	<u>6,855</u>	<u>6,855</u>	<u>6,855</u>	<u>-</u>
Fund balance (deficit) at end of year.	<u>\$ (796,698)</u>	<u>\$ 225,558</u>	<u>\$ 219,668</u>	<u>\$ (5,890)</u>

SEE ACCOMPANYING NOTES TO THE BASIC FINANCIAL STATEMENTS

CITY OF YOUNGSTOWN, OHIO

STATEMENT OF REVENUES, EXPENDITURES AND CHANGES IN
 FUND BALANCE - BUDGET AND ACTUAL (NON-GAAP BUDGETARY BASIS)
 POLICE LEVY
 FOR THE YEAR ENDED DECEMBER 31, 2011

	<u>Budgeted Amounts</u>			Variance with Final Budget Positive (Negative)
	<u>Original</u>	<u>Final</u>	<u>Actual</u>	
Revenues:				
Income taxes	\$ 8,907,607	\$ 8,968,395	\$ 8,968,619	\$ 224
Fines and forfeitures	12,912	13,000	15,769	2,769
Intergovernmental	1,225,636	1,234,000	1,254,266	20,266
Rental income	1,490	1,500	1,636	136
Contributions and donations	993	1,000	10	(990)
Other	12,912	13,000	21,547	8,547
Total revenues	<u>10,161,550</u>	<u>10,230,895</u>	<u>10,261,847</u>	<u>30,952</u>
Expenditures:				
Current:				
Security of persons and property	18,494,420	18,898,877	18,694,797	204,080
Total expenditures	<u>18,494,420</u>	<u>18,898,877</u>	<u>18,694,797</u>	<u>204,080</u>
Excess of expenditures over revenues	<u>(8,332,870)</u>	<u>(8,667,982)</u>	<u>(8,432,950)</u>	<u>235,032</u>
Other financing sources:				
Sale of capital assets	1,986	2,000	14,532	12,532
Transfers in	8,536,464	8,594,720	8,594,720	-
Total other financing sources	<u>8,538,450</u>	<u>8,596,720</u>	<u>8,609,252</u>	<u>12,532</u>
Net change in fund balances	205,580	(71,262)	176,302	247,564
Fund balance at beginning of year	<u>8,711</u>	<u>8,711</u>	<u>8,711</u>	<u>-</u>
Fund balance (deficit) at end of year	<u>\$ 214,291</u>	<u>\$ (62,551)</u>	<u>\$ 185,013</u>	<u>\$ 247,564</u>

SEE ACCOMPANYING NOTES TO THE BASIC FINANCIAL STATEMENTS

CITY OF YOUNGSTOWN, OHIO

STATEMENT OF REVENUES, EXPENDITURES, AND CHANGES IN
 FUND BALANCE - BUDGET AND ACTUAL (NON-GAAP BUDGETARY BASIS)
 COMMUNITY DEVELOPMENT
 FOR THE YEAR ENDED DECEMBER 31, 2011

	Budgeted Amounts		Actual	Variance with Final Budget Positive (Negative)
	Original	Final		
Revenues:				
Intergovernmental	\$ 5,328,000	\$ -	\$ 4,655,223	\$ 4,655,223
Total revenues	5,328,000	-	4,655,223	4,655,223
Expenditures:				
Current:				
Community environment	1,450,684	3,415,987	2,301,966	1,114,021
Debt service:				
Principal retirement	337,154	793,910	535,000	258,910
Interest and fiscal charges	84,747	199,558	134,478	65,080
Total expenditures	1,872,585	4,409,455	2,971,444	1,438,011
Excess (deficiency) of revenues over (under) expenditures	3,455,415	(4,409,455)	1,683,779	6,093,234
Other financing uses:				
Transfers out	(1,082,699)	(2,549,477)	(1,718,042)	831,435
Total other financing uses	(1,082,699)	(2,549,477)	(1,718,042)	831,435
Net change in fund balance	2,372,716	(6,958,932)	(34,263)	6,924,669
Fund balance at beginning of year	5,033	5,033	5,033	-
Fund balance (deficit) at end of year	\$ 2,377,749	\$ (6,953,899)	\$ (29,230)	\$ 6,924,669

SEE ACCOMPANYING NOTES TO THE BASIC FINANCIAL STATEMENTS

CITY OF YOUNGSTOWN, OHIO

STATEMENT OF REVENUES, EXPENDITURES AND CHANGES IN
 FUND BALANCE - BUDGET AND ACTUAL (NON-GAAP BUDGETARY BASIS)
 COVELLI CENTRE
 FOR THE YEAR ENDED DECEMBER 31, 2011

	Budgeted Amounts		Actual	Variance with Final Budget Positive (Negative)
	Original	Final		
Revenues:				
Other local taxes	\$ 263,415	\$ 225,000	\$ 215,951	\$ (9,049)
Other	132,878	113,500	93,705	(19,795)
Total revenues	<u>396,293</u>	<u>338,500</u>	<u>309,656</u>	<u>(28,844)</u>
Expenditures:				
Current:				
Community environment.	55,000	76,483	51,007	25,476
Debt service:				
Principal retirement	240,500	275,040	11,900,000	(11,624,960)
Interest and fiscal charges	429,500	635,460	635,460	-
Total expenditures	<u>725,000</u>	<u>986,983</u>	<u>12,586,467</u>	<u>(11,599,484)</u>
Excess of expenditures over revenues.	<u>(328,707)</u>	<u>(648,483)</u>	<u>(12,276,811)</u>	<u>(11,628,328)</u>
Other financing sources:				
Issuance of notes.	-	-	11,625,000	11,625,000
Transfers in	803,707	686,500	686,500	-
Total other financing sources	<u>803,707</u>	<u>686,500</u>	<u>12,311,500</u>	<u>11,625,000</u>
Net change in fund balances	475,000	38,017	34,689	(3,328)
Fund balance at beginning of year	<u>5,539</u>	<u>5,539</u>	<u>5,539</u>	<u>-</u>
Fund balance at end of year.	<u>\$ 480,539</u>	<u>\$ 43,556</u>	<u>\$ 40,228</u>	<u>\$ (3,328)</u>

SEE ACCOMPANYING NOTES TO THE BASIC FINANCIAL STATEMENTS

CITY OF YOUNGSTOWN, OHIO

STATEMENT OF NET ASSETS
 PROPRIETARY FUNDS
 DECEMBER 31, 2011

	Business-type Activities - Enterprise Funds			Governmental
	Sewer	Water	Total	Activities - Internal Service Fund
Assets:				
Current assets:				
Equity in pooled cash and cash equivalents	\$ 1,692,959	\$ 1,519,973	\$ 3,212,932	\$ 1,016,360
Receivables:				
Accounts	3,871,632	3,606,898	7,478,530	-
Due from other governments	133,133	-	133,133	-
Materials and supplies inventory	408,218	378,186	786,404	-
Total current assets	<u>6,105,942</u>	<u>5,505,057</u>	<u>11,610,999</u>	<u>1,016,360</u>
Noncurrent assets:				
Capital assets:				
Land and construction in progress	395,695	6,243,117	6,638,812	-
Depreciable capital assets, net	45,609,160	24,845,910	70,455,070	-
Total capital assets, net	<u>46,004,855</u>	<u>31,089,027</u>	<u>77,093,882</u>	<u>-</u>
Total assets	<u>52,110,797</u>	<u>36,594,084</u>	<u>88,704,881</u>	<u>1,016,360</u>
Liabilities:				
Current liabilities:				
Accounts payable	168,661	287,103	455,764	-
Contracts payable	-	740,778	740,778	-
Accrued wages and benefits payable	205,579	207,430	413,009	-
Due to other governments	141,172	1,049,808	1,190,980	-
Current portion of compensated absences payable	132,114	158,593	290,707	-
Current portion of claims payable	-	-	-	725,559
Accrued interest payable	111,294	73,870	185,164	-
OWDA loans payable	343,193	229,845	573,038	-
OPWC loans payable	10,018	57,237	67,255	-
ODOT loan payable	79,256	79,256	158,512	-
Total current liabilities	<u>1,191,287</u>	<u>2,883,920</u>	<u>4,075,207</u>	<u>725,559</u>
Long-term liabilities:				
Compensated absences payable	705,618	847,036	1,552,654	-
Claims payable	-	-	-	2,154,685
OWDA loans payable	5,787,968	3,408,858	9,196,826	-
OPWC loans payable	448,417	1,552,709	2,001,126	-
ODOT loan payable	626,080	626,080	1,252,160	-
Total long-term liabilities	<u>7,568,083</u>	<u>6,434,683</u>	<u>14,002,766</u>	<u>2,154,685</u>
Total liabilities	<u>8,759,370</u>	<u>9,318,603</u>	<u>18,077,973</u>	<u>2,880,244</u>
Net assets:				
Invested in capital assets, net of related debt	38,709,923	25,135,042	63,844,965	-
Unrestricted	4,641,504	2,140,439	6,781,943	(1,863,884)
Total net assets	<u>\$ 43,351,427</u>	<u>\$ 27,275,481</u>	<u>70,626,908</u>	<u>\$ (1,863,884)</u>
Adjustment to reflect the consolidation of the internal service fund activities related to enterprise funds			(178,126)	
Net assets of business-type activities			<u>\$ 70,448,782</u>	

SEE ACCOMPANYING NOTES TO THE BASIC FINANCIAL STATEMENTS

CITY OF YOUNGSTOWN, OHIO

STATEMENT OF REVENUES, EXPENSES AND
CHANGES IN NET ASSETS
PROPRIETARY FUNDS
FOR THE YEAR ENDED DECEMBER 31, 2011

	<u>Business-type Activities - Enterprise Funds</u>			Governmental
	<u>Sewer</u>	<u>Water</u>	<u>Total</u>	Activities - Internal Service Fund
Operating revenues:				
Charges for services	\$ 19,177,779	\$ 31,097,641	\$ 50,275,420	\$ 796,416
Other operating revenues	1,213	43,610	44,823	-
Total operating revenues.	<u>19,178,992</u>	<u>31,141,251</u>	<u>50,320,243</u>	<u>796,416</u>
Operating expenses:				
Personal services.	7,786,240	7,753,312	15,539,552	-
Contract services.	6,470,352	5,716,069	12,186,421	-
Materials and supplies	1,752,059	13,038,135	14,790,194	-
Claims expense.	-	-	-	1,606,552
Depreciation	2,127,944	762,552	2,890,496	-
Other	554,859	5,427	560,286	-
Total operating expenses.	<u>18,691,454</u>	<u>27,275,495</u>	<u>45,966,949</u>	<u>1,606,552</u>
Operating income (loss)	<u>487,538</u>	<u>3,865,756</u>	<u>4,353,294</u>	<u>(810,136)</u>
Nonoperating revenues (expenses):				
Interest and fiscal charges	(243,471)	(178,358)	(421,829)	-
Gain on sale of capital assets	7,390	24,364	31,754	-
Total nonoperating revenues (expenses)	<u>(236,081)</u>	<u>(153,994)</u>	<u>(390,075)</u>	<u>-</u>
Income (loss) before transfers	<u>251,457</u>	<u>3,711,762</u>	<u>3,963,219</u>	<u>(810,136)</u>
Transfer in	156,762	-	156,762	-
Transfer out	-	(156,762)	(156,762)	-
Change in net assets	408,219	3,555,000	3,963,219	(810,136)
Net assets (deficit) at beginning of year	<u>42,943,208</u>	<u>23,720,481</u>		<u>(1,053,748)</u>
Net assets (deficit) at end of year.	<u>\$ 43,351,427</u>	<u>\$ 27,275,481</u>		<u>\$ (1,863,884)</u>
Adjustment to reflect the consolidation of internal service funds activities related to enterprise fund			(117,237)	
Change in net assets of business-type activities.			<u>\$ 3,845,982</u>	

SEE ACCOMPANYING NOTES TO THE BASIC FINANCIAL STATEMENTS

CITY OF YOUNGSTOWN, OHIO

STATEMENT OF CASH FLOWS
 PROPRIETARY FUNDS
 FOR THE YEAR ENDED DECEMBER 31, 2011

	<u>Business-type Activities - Enterprise Funds</u>			Governmental
	<u>Sewer</u>	<u>Water</u>	<u>Total</u>	Activities - Internal Service Fund
Cash flows from operating activities:				
Cash received from customers	\$ 19,008,478	\$ 30,982,787	\$ 49,991,265	\$ -
Cash received from other funds	-	-	-	796,416
Cash received from other operations.	1,213	40,362	41,575	-
Cash payments for personal services.	(7,717,231)	(7,783,385)	(15,500,616)	-
Cash payments for contract services	(6,377,604)	(5,570,214)	(11,947,818)	-
Cash payments for materials and supplies	(1,774,504)	(13,021,441)	(14,795,945)	-
Cash payments for claims	-	-	-	(704,319)
Cash payments for other expenses	(554,859)	(5,427)	(560,286)	-
Net cash provided by operating activities	<u>2,585,493</u>	<u>4,642,682</u>	<u>7,228,175</u>	<u>92,097</u>
Cash flows from noncapital financing activities:				
Cash received from (used for) transfers in (out)	<u>156,762</u>	<u>(156,762)</u>	<u>-</u>	<u>-</u>
Net cash provided by (used in) noncapital financing activities.	<u>156,762</u>	<u>(156,762)</u>	<u>-</u>	<u>-</u>
Cash flows from capital and related financing activities:				
Acquisition of capital assets.	(2,436,807)	(6,365,873)	(8,802,680)	-
Gain on sale of capital assets	7,390	24,364	31,754	-
Principal retirement on bonds.	(65,000)	(150,000)	(215,000)	-
Principal retirement on loans	(301,702)	(166,902)	(468,604)	-
Loan issuances	762,325	2,581,479	3,343,804	-
Interest and fiscal charges.	(238,880)	(127,271)	(366,151)	-
Net cash used in capital and related financing activities	<u>(2,272,674)</u>	<u>(4,204,203)</u>	<u>(6,476,877)</u>	<u>-</u>
Net increase in cash and cash equivalents.	469,581	281,717	751,298	92,097
Cash and cash equivalents at beginning of year	<u>1,223,378</u>	<u>1,238,256</u>	<u>2,461,634</u>	<u>924,263</u>
Cash and cash equivalents at end of year	<u>\$ 1,692,959</u>	<u>\$ 1,519,973</u>	<u>\$ 3,212,932</u>	<u>\$ 1,016,360</u>

- - Continued

CITY OF YOUNGSTOWN, OHIO

STATEMENT OF CASH FLOWS
 PROPRIETARY FUNDS (CONTINUED)
 FOR THE YEAR ENDED DECEMBER 31, 2011

	<u>Business-type Activities - Enterprise Funds</u>			<u>Governmental Activities - Internal Service Fund</u>
	<u>Sewer</u>	<u>Water</u>	<u>Total</u>	
Reconciliation of operating income (loss) to net cash provided by (used in) operating activities:				
Operating income (loss)	\$ 487,538	\$ 3,865,756	\$ 4,353,294	\$ (810,136)
Adjustments:				
Depreciation	2,127,944	762,552	2,890,496	-
Changes in assets and liabilities:				
Decrease (Increase) in materials and supplies inventory	(22,445)	18,765	(3,680)	-
(Increase) in accounts receivable	(166,913)	(119,673)	(286,586)	-
Decrease (increase) in intergovernmental receivable.	(2,388)	1,571	(817)	-
Increase in accounts payable	92,398	69,308	161,706	-
Decrease in contracts payable.	-	(61,296)	(61,296)	-
Increase in accrued wages and benefits	19,080	3,508	22,588	-
Increase in intergovernmental payable	36,061	121,791	157,852	-
Increase (decrease) in compensated absences payable	14,218	(19,600)	(5,382)	-
Increase in claims payable	-	-	-	902,233
Net cash provided by operating activities	<u>\$ 2,585,493</u>	<u>\$ 4,642,682</u>	<u>\$ 7,228,175</u>	<u>\$ 92,097</u>

Noncash capital and financing activities:

At December 31, 2011 and 2010, the Sewer fund purchased \$3,859 and \$142,342, respectively, in capital assets on account.
 At December 31, 2011 and 2010, the Water fund purchased \$938,410 and \$488,543, respectively, in capital assets on account.

SEE ACCOMPANYING NOTES TO THE BASIC FINANCIAL STATEMENTS

CITY OF YOUNGSTOWN, OHIO

STATEMENT OF FIDUCIARY ASSETS AND LIABILITIES
FIDUCIARY FUNDS
DECEMBER 31, 2011

	<u>Agency</u>
Assets:	
Current assets:	
Equity in pooled cash and cash equivalents	\$ 1,880,615
Cash in segregated accounts	232,760
Receivables:	
Income taxes	65,635
Accounts	<u>1,031,032</u>
Total assets.	<u>\$ 3,210,042</u>
Liabilities:	
Due to other governments	\$ 1,027,151
Deposits held and due to others	<u>2,182,891</u>
Total liabilities.	<u>\$ 3,210,042</u>

SEE ACCOMPANYING NOTES TO THE BASIC FINANCIAL STATEMENTS

CITY OF YOUNGSTOWN, OHIO

NOTES TO THE BASIC FINANCIAL STATEMENTS FOR THE YEAR ENDED DECEMBER 31, 2011

NOTE 1 - DESCRIPTION OF THE CITY

The City of Youngstown, Ohio (the "City") is a home rule municipal corporation established under the laws of the State of Ohio which operates under its own Charter. The current Charter, which provides for a Mayor-Council form of government, was adopted May 15, 1923. The Mayor is elected to a four-year term and seven council members are each elected for a two-year term.

NOTE 2 - SUMMARY OF SIGNIFICANT ACCOUNTING POLICIES

The basic financial statements (BFS) of the City have been prepared in conformity with accounting principles generally accepted in the United States of America (GAAP) as applied to local governmental units. The Governmental Accounting Standards Board (GASB) is the accepted standard-setting body for establishing governmental accounting and financial principles. The City also applies Financial Accounting Standards Board (FASB) guidance issued on or before November 30, 1989, to its governmental and business-type activities and its proprietary funds provided it does not conflict with or contradict GASB pronouncements. The City has the option to also apply FASB guidance issued after November 30, 1989 to its business-type activities and enterprise funds, subject to this same limitation. The City has elected not to apply this FASB guidance. The City's significant accounting policies are described below.

A. Reporting Entity

In evaluating how to define the City for financial reporting purposes, management has considered all agencies, departments and organizations making up the City (the primary government) and its potential component units consistent with Governmental Accounting Standards Board Statement 14, "The Financial Reporting Entity" as amended by GASB Statement No. 39, "Determining Whether Certain Organizations are Component Units".

The primary government comprises all activities and services which are not legally separate from the City. The City provides various services including a municipal court, public safety (police and fire), highways and streets, parks and recreation, public improvements, community development (planning and zoning), public health, sewers, sanitation, parking, and general administrative and legislative services. The operation of each of these activities is directly controlled by Council through the budgetary process. None of these services are provided by a legally separate organization; therefore, these operations are included in the primary government.

Component units are legally separate organizations for which the City is financially accountable. The City is financially accountable for an organization if the City appoints a voting majority of the organization's Governing Board and (1) the City is able to significantly influence the programs or services performed or provided by the organization; or (2) the City is legally entitled to or can otherwise access the organization's resources; the City is legally obligated or has otherwise assumed the responsibility to finance the deficits of; or provided financial support to, the organization; or the City is obligated for the debt of the organization. Component units may also include organizations which are fiscally dependent on the City in that the City approves the budget, the issuance of debt, or the levying of taxes. Certain organizations are also included as component units if the nature and significance of the relationship between the primary government and the organization is such that exclusion by the primary government would render the financial statements incomplete or misleading. The City has no component units.

CITY OF YOUNGSTOWN, OHIO

NOTES TO THE BASIC FINANCIAL STATEMENTS FOR THE YEAR ENDED DECEMBER 31, 2011

NOTE 2 - SUMMARY OF SIGNIFICANT ACCOUNTING POLICIES - (Continued)

JOINTLY GOVERNED ORGANIZATIONS

Western Reserve Transit Authority

The Western Reserve Transit Authority (WRTA) is a legally separate entity created pursuant to Sections 306.30 through 306.71 of the Ohio Revised Code for the purpose of providing public transportation in the greater Youngstown area. Prior to January 1, 2009, the WRTA was reported as a component unit of the City. Effective for 2009, an amendment was made to add and include Mahoning County to the WRTA. In addition, the former five-member Board of Trustees which was appointed by the City (four by the mayor and one by City Council) was amended to be governed by a seven member Board of Trustees in which the City appoints three members and Mahoning County appoints four members. Continued existence of the WRTA is not dependent on the City's continued participation. The City does not make any financial contributions to the WRTA. Funding is received through property taxes, charges for services, and State and federal subsidies and grants. Separately issued financial statements can be obtained from the Western Reserve Transit Authority, 604 Mahoning Avenue, Youngstown, Ohio 44446.

Mahoning County Drug Task Force

The City's police department participates in the Mahoning County Drug Task Force (the "Force") which is jointly governed by its thirteen participants: nine local police departments and four federal law enforcement agencies. Each participant has one representative on the Board of Control. Each participant's control over the operation of the Force is limited to its representation on the Board. The Force uses the talents and resources of the participants to combat the trafficking of illicit narcotics. Continued existence of the Force is not dependent on the City's continued participation. Funding is provided by the Governor's Office of Criminal Justice Services and forfeitures and fines. None of the participants made financial contributions in 2011. Austintown Township served as the fiscal agent for the Force during 2011. Financial information can be obtained from the Mahoning County Drug Task Force, 82 Ohltown Road, Austintown, Ohio 44515.

East Gate Regional Council of Governments

The East Gate Regional Council of Governments (EGRCG) is a jointly governed organization among 27 local governments in Ashtabula, Columbiana, Mahoning and Trumbull counties. The Board is comprised of one representative from each city, village, county or governmental agency and one additional representative for each 20,000 population. The City of Youngstown currently has five representatives on the 48-member Board. Each participant's control over the operation of EGRCG is limited to its representation on the Board. EGRCG develops and reviews plans for regional growth and development and aids in coordinating plans among local governments. Continued existence of EGRCG is not dependent on the City's continued participation. In 2011, the City contributed \$40,367. Complete financial statements can be obtained from the East Gate Regional Council of Governments, 100 Federal Plaza East, Youngstown, Ohio 44503.

Youngstown Metropolitan Housing Authority

The Youngstown Metropolitan Housing Authority (YMHA) is a jointly governed organization among four local governments created to provide subsidized public housing. The City appoints two members of the five-member Board. Each participant's control over the operation of YMHA is limited to its representation on the Board. Continued existence of YMHA is not dependent on the City's continued participation. The City does not make any financial contributions to YMHA. Funding is received through state and federal subsidies and grants. Complete financial statements can be obtained from the Youngstown Metropolitan Housing Authority, 131 W. Boardman Street, Youngstown, Ohio 44503.

CITY OF YOUNGSTOWN, OHIO

NOTES TO THE BASIC FINANCIAL STATEMENTS
FOR THE YEAR ENDED DECEMBER 31, 2011

NOTE 2 - SUMMARY OF SIGNIFICANT ACCOUNTING POLICIES - (Continued)

Metropolitan Fire Investigation Unit

The Metropolitan Fire Investigation Unit (MFIU) is a jointly governed organization among eight local governments. The Board of Governors is comprised of one representative from each participating government. The MFIU was created to investigate major fires and explosions of unknown or suspicious cause and to aid in the prosecution of those persons or groups responsible. Each participant's control over the operation of MFIU is limited to its representation on the Board. Continued existence of MFIU is not dependent on the City's continued participation. The City does not make any financial contributions of MFIU. Funding is received through insurance companies and donations. Financial information can be obtained from the Metropolitan Fire Investigation Unit, 3025 South Avenue, Youngstown, Ohio 44502.

Regional Council of Governments

In 1971, 38 municipalities joined together to organize a Regional Council of Governments (RCOG) to administer tax collection and enforcement concerns facing the cities and villages. The first official act of the RCOG was to form the Regional Income Tax Agency (RITA). Today RITA serves as the income tax collection agency for 190 municipalities throughout the State of Ohio. The City began using RITA for its income tax collection services during 2006.

Each member municipality appoints its own delegate to the RCOG, including electing members to the RITA Board of Trustees. Regardless of the population or tax collections of member municipalities, each member of the RCOG has an equal say in the operations of RITA.

The City is also associated with the Community Improvement Corporation (CIC). The CIC is a not-for-profit corporation which was formed in 1988. The 20 member Board, which consists of 8 members appointed by the City and 12 local businessmen, promotes industrial and economic development within the central area of the City. The CIC has been excluded from the reporting entity.

B. Basis of Presentation - Fund Accounting

The City's (BFS) consist of government-wide statements, including a statement of net assets and a statement of activities, and fund financial statements which provide a more detailed level of financial information.

Government-wide Financial Statements - The statement of net assets and the statement of activities display information about the City as a whole. These statements include the financial activities of the primary government, except for fiduciary funds. The statements distinguish between those activities of the City that are governmental and those that are considered business-type activities.

CITY OF YOUNGSTOWN, OHIO

NOTES TO THE BASIC FINANCIAL STATEMENTS FOR THE YEAR ENDED DECEMBER 31, 2011

NOTE 2 - SUMMARY OF SIGNIFICANT ACCOUNTING POLICIES - (Continued)

The statement of net assets presents the financial condition of the governmental and business-type activities of the City at year-end. The statement of activities presents a comparison between direct expenses and program revenues for each program or function of the City's governmental activities and for the business-type activities of the City. Direct expenses are those that are specifically associated with a service, program or department and therefore clearly identifiable to a particular function. Program revenues include charges paid by the recipient of the goods or services offered by the program, grants and contributions that are restricted to meeting the operational or capital requirements of a particular program and interest earned on grants that is required to be used to support a particular program. Revenues which are not classified as program revenues are presented as general revenues of the City, with certain limited exceptions. The comparison of direct expenses with program revenues identifies the extent to which each business segment or governmental functions are self-financing or draw from the general revenues of the City.

Fund Financial Statements - During the year, the City segregates transactions related to certain City functions or activities in separate funds in order to aid financial management and to demonstrate legal compliance. Fund financial statements are designed to present financial information of the City at this more detailed level. The focus of governmental and enterprise fund financial statements is on major funds. Each major fund is presented in a separate column. Nonmajor funds are aggregated and presented in a single column. Fiduciary funds are reported by type.

Proprietary funds distinguish operating revenues and expenses from nonoperating items. Operating revenues and expenses generally result from providing services and producing and delivering goods in connection with a proprietary fund's principal ongoing operation. The principal operating revenues of the City's proprietary funds are charges for services. Operating expenses for the enterprise funds include personnel and other expenses related to sewer and water operations. All revenues and expenses not meeting these definitions are reported as nonoperating revenues and expenses.

The agency funds do not report a measurement focus as they do not report operations.

C. Fund Accounting

The City uses funds to maintain its financial records during the year. A fund is defined as a fiscal and accounting entity with a self balancing set of accounts. There are three categories of funds: governmental, proprietary and fiduciary.

Governmental Funds - Governmental funds are those through which most governmental functions typically are financed. Governmental fund reporting focuses on the sources, uses and balances of current financial resources. Expendable assets are assigned to the various governmental funds according to the purposes for which they may or must be used. Current liabilities are assigned to the fund from which they will be paid. The difference between governmental fund assets and liabilities is reported as fund balance. The following are the City's major governmental funds:

General fund - The general fund is used to account for and report all financial resources not accounted for and reported in another fund. The general fund balance is available for any purpose provided it is expended or transferred according to the general laws of Ohio.

Fire levy fund - This fund accounts for revenues collected for fire operations.

Police levy fund - This fund accounts for revenues collected for police operations.

CITY OF YOUNGSTOWN, OHIO

NOTES TO THE BASIC FINANCIAL STATEMENTS FOR THE YEAR ENDED DECEMBER 31, 2011

NOTE 2 - SUMMARY OF SIGNIFICANT ACCOUNTING POLICIES - (Continued)

Community development fund - This fund accounts for monies received from the Federal Government under the Community Development Block Grant Program, the Emergency Shelter Program.

Covelli Centre fund - This fund accounts for the operations and maintenance of the Covelli Centre.

Bond retirement fund - This fund accounts for various revenues collected for payment of general obligation debt principal, interest and related costs.

Other governmental funds of the City are used to account for (a) financial resources that are restricted, committed, or assigned to expenditures for capital outlays including the acquisition or construction of capital facilities and other capital assets, (b) specific revenue sources that are restricted or committed to an expenditure for specified purposes other than debt service or capital projects and (c) financial resources that are restricted, committed, or assigned to expenditure for principal and interest.

Proprietary Funds - Proprietary fund reporting focuses on changes in net assets, financial position and cash flows.

Enterprise funds - The enterprise funds may be used to account for any activity for which a fee is charged to external users for goods or services. The following are the City's major enterprise funds:

Sewer fund - This fund accounts for the operations of providing sewage services to customers and to maintain the local sewer system of the City.

Water fund - This fund accounts for the operations of providing water services to its customers and to maintain the local water system of the City.

Internal service fund - Internal service funds account for the financing of services provided by one department or agency to other departments or agencies of the City on a cost-reimbursement basis. The City's internal service fund reports on the operations of workers compensation retrospective rating plan.

Fiduciary Funds - Fiduciary fund reporting focuses on net assets and changes in net assets. The fiduciary fund category is split into four classifications: pension trust funds, investment trust funds, private-purpose trust funds and agency funds. Trust funds are used to account for assets held by the City under a trust agreement for individuals, private organizations, or other governments and are therefore not available to support the City's own programs. Agency funds are custodial in nature (assets equal liabilities) and do not involve measurement of results of operations. The City's fiduciary funds are agency funds.

D. Measurement Focus and Basis of Accounting

Government-wide Financial Statements - The government-wide financial statements are prepared using the economic resources measurement focus. All assets and all liabilities associated with the operation of the City are included on the statement of net assets.

CITY OF YOUNGSTOWN, OHIO

NOTES TO THE BASIC FINANCIAL STATEMENTS FOR THE YEAR ENDED DECEMBER 31, 2011

NOTE 2 - SUMMARY OF SIGNIFICANT ACCOUNTING POLICIES - (Continued)

Fund Financial Statements - All governmental funds are accounted for using a flow of current financial resources measurement focus. With this measurement focus, only current assets and current liabilities generally are included on the balance sheet. The statement of revenues, expenditures and changes in fund balances reports on the sources (i.e., revenues and other financing sources) and uses (i.e., expenditures and other financing uses) of current financial resources. This approach differs from the manner in which the governmental activities of the government-wide financial statements are prepared. Governmental fund financial statements therefore include a reconciliation with brief explanations to better identify the relationship between the government-wide statements and the financial statements for governmental funds.

Like the government-wide statements, all proprietary funds are accounted for on a flow of economic resources measurement focus. All assets and all liabilities associated with the operation of these funds are included on the statement of net assets. The statement of changes in fund net assets presents increases (i.e., revenues) and decreases (i.e., expenses) in total net assets. The statement of cash flows provides information about how the City finances and meets the cash flow needs of its proprietary activities.

E. Basis of Accounting

Basis of accounting determines when transactions are recorded in the financial records and reported on the financial statements. Government-wide financial statements are prepared using the accrual basis of accounting. Governmental funds use the modified accrual basis of accounting. Proprietary and agency funds also use the accrual basis of accounting. Differences in the accrual and modified accrual basis of accounting arise in the recognition of revenue, the recording of deferred revenue and in the presentation of expenses versus expenditures.

Revenues - Exchange and Nonexchange Transactions - Revenues resulting from exchange transactions, in which each party gives and receives essentially equal value, are recorded on the accrual basis when the exchange takes place. On a modified accrual basis, revenue is recorded in the year in which the resources are measurable and become available. Available means that the resources will be collected within the current year or are expected to be collected soon enough thereafter to be used to pay liabilities of the current year. For the City, available means expected to be received within sixty days of year end.

Nonexchange transactions, in which the City receives value without directly giving equal value in return, include income taxes, property taxes, grants, entitlements and donations. On an accrual basis, revenue from income taxes is recognized in the period in which the income is earned (See Note 6). Revenue from property taxes is recognized in the year for which the taxes are levied (See Note 7). Revenue from grants, entitlements and donations is recognized in the year in which all eligibility requirements have been satisfied. Eligibility requirements include timing requirements, which specify the year when the resources are required to be used or the year when use is first permitted, matching requirements, in which the City must provide local resources to be used for a specified purpose, and expenditure requirements, in which the resources are provided to the City on a reimbursement basis. On a modified accrual basis, revenue from nonexchange transactions must also be available before it can be recognized.

CITY OF YOUNGSTOWN, OHIO

NOTES TO THE BASIC FINANCIAL STATEMENTS FOR THE YEAR ENDED DECEMBER 31, 2011

NOTE 2 - SUMMARY OF SIGNIFICANT ACCOUNTING POLICIES - (Continued)

Under the modified accrual basis, the following revenue sources are considered to be both measurable and available at year end: income tax, State-levied locally shared taxes (including gasoline tax, local government funds and permissive tax), fines and forfeitures, fees, rentals and special assessments.

Unearned Revenue and Deferred Revenue - Unearned revenue and deferred revenue arise when assets are recognized before revenue recognition criteria have been satisfied.

Property taxes for which there is an enforceable legal claim as of December 31, 2011, but which were levied to finance year 2012 operations, and other revenues received in advance of the year for which they were intended to finance, have been recorded as unearned revenue. Income taxes and special assessments not received within the available period, grants and entitlements received before the eligibility requirements are met, and delinquent property taxes due at December 31, 2011, are recorded as deferred revenue in the governmental funds.

On governmental fund financial statements, receivables that will not be collected within the available period have been reported as deferred revenue.

Expenses/Expenditures - On the accrual basis of accounting, expenses are recognized at the time they are incurred.

The measurement focus of governmental fund accounting is on decreases in net financial resources (expenditures) rather than expenses. Expenditures are generally recognized in the accounting period in which the related fund liability is incurred, if measurable. Allocations of cost, such as depreciation and amortization, are not recognized in governmental funds.

F. Budgetary Process

The budgetary process is prescribed by provisions of the Ohio Revised Code and entails the preparation of budgetary documents within an established timetable. The major documents prepared are the tax budget, the certificate of estimated resources, and the appropriation ordinance, all of which are prepared on the budgetary basis of accounting. The certificate of estimated resources and the appropriations ordinance are subject to amendment throughout the year with the legal restriction that appropriations cannot exceed estimated resources, as certified. All funds, other than the agency funds, are legally required to be budgeted and appropriated. The legal level of budgetary controls is at the object level within each department. Any budgetary modifications at this level may only be made by resolution of City Council.

Tax Budget - Ohio Revised Code Section 5705.28 required the Mayor to present the annual operating budget for the following fiscal year to City Council for consideration and passage at the first Council meeting in July. This section requires the adopted budget to be submitted to the County Auditor, as Secretary of the County Budget Commission, by July 20 of each year, for the period January 1 to December 31 of the following year. The City obtained a waiver as provided for by Ohio Revised Code Section 5705.281, in which they did not have to adopt an operating budget nor submit the operating budget to the County Auditor.

CITY OF YOUNGSTOWN, OHIO

NOTES TO THE BASIC FINANCIAL STATEMENTS
FOR THE YEAR ENDED DECEMBER 31, 2011

NOTE 2 - SUMMARY OF SIGNIFICANT ACCOUNTING POLICIES - (Continued)

Estimated Resources - The County Budget Commission determines if the budget substantiates a need to levy all or part of previously authorized taxes and reviews estimated revenue. The Commission certifies its actions to the City by September 1. As part of this certification, the City receives the official certificate of estimated resources, which states the projected revenue of each fund. On or prior to December 31, the City must revise its budget so that the total contemplated expenditures from any fund during the ensuing fiscal year will not exceed the amount available as stated in the certificate of estimated resources. The revised budget then serves as the basis for the annual appropriation ordinance. On or about January 1, the certificate of estimated resources is amended to include unencumbered fund balances at December 31 of the preceding year. The certificate of estimated resources may be further amended during the year if the Finance Director determines, and the Budget Commission agrees, that an estimate needs to be either increased or decreased. The amounts reported on the budgetary statements reflect the amounts in the original and final amended official certificates of estimated resources issued during 2011.

Appropriations - A temporary appropriation measure to control expenditures may be passed on or about January 1 of each year for the period January 1 to March 31. An annual appropriation ordinance must be passed by April 1 of each year for the period January 1 to December 31. The appropriation ordinance fixes spending authority at the fund, department and object level. The appropriation ordinance may be amended during the year as new information becomes available, provided that total fund appropriations do not exceed current estimated resources, as certified. The allocation of appropriations among departments and objects within a fund may be modified during the year only by an ordinance of Council. The Director of Finance is authorized to transfer appropriations between line items within an object of any department.

During the year, several supplemental appropriation measures were passed. None of these supplemental appropriations had any significant effect on the original appropriations. The budget figures which appear in the statements of budgetary comparisons represent the final appropriation amounts, including all amendments and modifications passed by Council.

Lapsing of Appropriations - At the close of each year, the unencumbered balance of each appropriation reverts to the respective fund from which it was appropriated and becomes subject to future appropriations except for grant funds and capital projects funds, unencumbered balances for these funds are rolled forward and are not reappropriated. The encumbered appropriation balance is carried forward to the succeeding year and is not reappropriated.

G. Cash and Investments

To improve cash management, cash received by the City is pooled. Monies for all funds, including proprietary funds, are maintained in this pool. Individual fund integrity is maintained through the City's records. Each fund's interest in the pool is presented as "equity in pooled cash and cash equivalents" on the financial statements.

During 2011, investments were limited to investments in U.S. Government money market accounts and a U.S Treasury bill. Except for nonparticipating investment contracts, investments are reported at fair value which is based on quoted market prices.

Investment procedures are restricted by the provisions of the Ohio Revised Code. Interest revenue credited to the general fund during 2011 amounted to \$11,984, of which \$10,199 was assigned from other City funds.

CITY OF YOUNGSTOWN, OHIO

NOTES TO THE BASIC FINANCIAL STATEMENTS FOR THE YEAR ENDED DECEMBER 31, 2011

NOTE 2 - SUMMARY OF SIGNIFICANT ACCOUNTING POLICIES - (Continued)

These interest-bearing depository accounts and short-term investments in certificates of deposit are presented on the financial statements as “cash and cash equivalents in segregated accounts” since they are not required to be deposited into the City treasury.

For purposes of the statement of cash flows and for presentation on the statement of net assets, investments of the cash management pool and investments with original maturities of three months or less at the time they are purchased by the City, are considered to be cash equivalents. Investments with maturities greater than three months at the time of purchase are not reported as investments.

An analysis of the City’s investment account at year end is provided in Note 4.

H. Inventories of Materials and Supplies

On government-wide and fund financial statements, purchased inventories are presented at the lower of cost or market. Inventories are recorded on a first-in, first-out basis and are expensed when used. Inventories are accounted for using the consumption method.

On the fund financial statements, reported material and supplies inventory is equally offset by a fund balance reserve in the governmental funds which indicates that it does not constitute available spendable resources even though it is a component of net current assets.

Inventory consists of expendable supplies held for consumption.

I. Capital Assets

General capital assets are those assets not specifically related to activities reported in the proprietary funds. These assets generally result from expenditures in the governmental funds. These assets are reported in the governmental activities column of the government-wide statement of net assets, but are not reported in the fund financial statements. Capital assets utilized by the proprietary funds are reported both in the business-type activities column of the government-wide statement of net assets and in the funds.

All capital assets are capitalized at cost (or estimated historical cost) and updated for additions and retirements during the year. Donated capital assets are recorded at their fair market values as of the date received. The City maintains a capitalization threshold of \$1,000. The City’s infrastructure consists of traffic signals, sidewalks, bridges, culverts, storm sewers, streets, and water, and sewer lines. Governmental activities infrastructure consisting of traffic signals, sidewalks and streets were reported retroactively back to 1980 and governmental activities infrastructure consisting of bridges and culverts were reported retroactively back to 1919. Improvements are capitalized; the costs of normal maintenance and repairs that do not add to the value of the asset or materially extend an asset’s life are not.

GASB Statement 51 provides guidance on the reporting of intangible assets, including internally generated computer software. The City’s intangible assets include internally generated computer software. This asset class is reported separately from other capital assets classes reported in the capital asset schedule in Note 10. Internally generated computer software is depreciated as described below.

CITY OF YOUNGSTOWN, OHIO

NOTES TO THE BASIC FINANCIAL STATEMENTS
FOR THE YEAR ENDED DECEMBER 31, 2011

NOTE 2 - SUMMARY OF SIGNIFICANT ACCOUNTING POLICIES - (Continued)

Interest is capitalized on proprietary fund assets acquired with tax exempt borrowing. The amount of interest to be capitalized is calculated by offsetting interest expense incurred from the date of borrowing until completion of the project with interest earned on invested proceeds over the same period. Capitalized interest is amortized on the straight-line basis over the estimated useful life of the asset. For 2011, there were no capitalized interest costs incurred on construction projects in the proprietary funds.

All reported capital assets are depreciated except for land and construction in progress. Improvements are depreciated over the remaining useful lives of the related capital assets. Useful lives for infrastructure were estimated based on the City’s historical records of necessary improvements and replacement. Depreciation is computed using the straight-line method over the following useful lives:

<u>Description</u>	<u>Governmental Activities Estimated Lives</u>	<u>Business-type Activities Estimated Lives</u>
Buildings	50	50
Improvements other than buildings	20	20
Machinery and equipment	5 - 30	5 - 30
Computer software	5	5
Vehicles	8	8
Infrastructure	15 - 65	65

J. Compensated Absences

Vacation benefits are accrued as a liability as the benefits are earned if the employees’ rights to receive compensation are attributable to services already rendered and it is probable that the City will compensate the employees for the benefits through paid time off or some other means. The City records a liability for accumulated unused vacation time when earned for all employees with more than one year of service.

Sick leave benefits are accrued as a liability for the City using the vesting method. A liability is accrued for thirty-five percent of accumulated unused sick leave for all employees since the employees are entitled to that amount if they leave the City’s employment for any reason. This item is discussed further in Note 15 to the BFS.

The entire compensated absence liability is reported on the government-wide financial statements.

On governmental fund financial statements, compensated absences are recognized as liabilities and expenditures to the extent payments come due each period upon the occurrence of employee resignations and retirements. These amounts are recorded in the account “compensated absences payable” in the fund from which the employees who have accumulated leave are paid. The noncurrent portion of the liability is not reported. For proprietary funds, the entire amount of compensated absences is reported as a fund liability.

K. Accrued Liabilities and Long-Term Obligations

All payables, accrued liabilities and long-term obligations are reported in the government-wide financial statements, and all payables, accrued liabilities and long-term obligations payable from proprietary funds are reported on the proprietary fund financial statements.

CITY OF YOUNGSTOWN, OHIO

NOTES TO THE BASIC FINANCIAL STATEMENTS FOR THE YEAR ENDED DECEMBER 31, 2011

NOTE 2 - SUMMARY OF SIGNIFICANT ACCOUNTING POLICIES - (Continued)

In general, governmental fund payables and accrued liabilities that, once incurred, are paid in a timely manner and in full from current financial resources are reported as obligations of the funds. However, claims and judgments and compensated absences that will be paid from governmental funds are reported as a liability in the fund financial statements only to the extent that they are due for payment during the current year.

L. Interfund Balances

On fund financial statements, receivables and payables resulting from short-term interfund loans are classified as “interfund receivables/payables.” These amounts are eliminated in the governmental and business-type activities columns of the statement of net assets, except for any net residual amounts due between governmental and business-type activities, which are presented as internal balances.

M. Interfund Activity

Transfers between governmental and business-type activities on the government-wide statements are reported in the same manner as general revenues.

Exchange transactions between funds are reported as revenues in the seller funds and as expenditures/expenses in the purchaser funds. Flows of cash or goods from one fund to another without a requirement for repayment are reported as interfund transfers. Interfund transfers are reported as other financing sources/uses in governmental funds and after nonoperating revenues/expenses in proprietary funds. Repayments from funds responsible for particular expenditures/expenses to the funds that initially paid for them are not presented on the BFS.

N. Fund Balance

Fund balance is divided into five classifications based primarily on the extent to which the City is bound to observe constraints imposed upon the use of the resources in the governmental funds. The classifications are as follows:

Nonspendable - The nonspendable fund balance classification includes amounts that cannot be spent because they are not in spendable form or legally required to be maintained intact. The “not in spendable form” criterion includes items that are not expected to be converted to cash. It also includes the long-term amount of loans receivable in the general fund.

Restricted - Fund balance is reported as restricted when constraints are placed on the use of resources that are either externally imposed by creditors (such as through debt covenants), grantors, contributors, or laws or regulations of other governments, or imposed by law through constitutional provisions or enabling legislation.

Committed - The committed fund balance classification includes amounts that can be used only for the specific purposes imposed by a formal action (ordinance) of City Council (the highest level of decision making authority). Those committed amounts cannot be used for any other purpose unless City Council removes or changes the specified use by taking the same type of action (ordinance) it employed to previously commit those amounts. Committed fund balance also incorporates contractual obligations to the extent that existing resources in the fund have been specifically committed for use in satisfying those contractual requirements.

CITY OF YOUNGSTOWN, OHIO

NOTES TO THE BASIC FINANCIAL STATEMENTS FOR THE YEAR ENDED DECEMBER 31, 2011

NOTE 2 - SUMMARY OF SIGNIFICANT ACCOUNTING POLICIES - (Continued)

Assigned - Amounts in the assigned fund balance classification are intended to be used by the City for specific purposes but do not meet the criteria to be classified as restricted nor committed. In governmental funds other than the general fund, assigned fund balance represents the remaining amount that is not restricted or committed. In the general fund, assigned amounts represent intended uses established by policies of City Council, which includes giving the Finance Director the authority to constrain monies for intended purposes.

Unassigned - Unassigned fund balance is the residual classification for the general fund and includes all spendable amounts not contained in the other classifications. In other governmental funds, the unassigned classification is only used to report a deficit fund balance resulting from overspending for specific purposes for which amounts had been restricted, committed, or assigned.

The City applies restricted resources first when expenditures are incurred for purposes for which restricted and unrestricted (committed, assigned, and unassigned) fund balance is available. Similarly, within unrestricted fund balance, committed amounts are reduced first followed by assigned, and then unassigned amounts when expenditures are incurred for purposes for which amounts in any of the unrestricted fund balance classifications could be used.

O. Estimates

The preparation of the BFS in conformity with GAAP requires management to make estimates and assumptions that affect the amounts reported in the BFS and accompanying notes. Actual results may differ from those estimates.

P. Net Assets

Net assets represent the difference between assets and liabilities. Net assets invested in capital assets, net of related debt consists of capital assets, net of accumulated depreciation, reduced by the outstanding balances of any borrowing used for the acquisition, construction or improvement of those assets. Net assets are reported as restricted when there are limitations imposed on their use either through the enabling legislation or through external restrictions imposed by creditors, grantors or laws or regulations of other governments.

The City applies restricted resources first when an expense is incurred for purposes for which both restricted and unrestricted net assets are available.

Q. Unamortized Issuance Costs/Bond Premium and Discount/Accounting Gain or Loss

On government-wide financial statements, issuance costs are deferred and amortized over the term of the bonds using the straight-line method, which approximates the effective interest method. Issuance costs are recorded as deferred charges.

Bond premiums are deferred and accreted over the term of the bonds. Bond premiums are presented as an addition to the face amount of the bonds.

For advance refundings resulting in the defeasance of debt, the difference between the reacquisition price and the net carrying amount of the old debt is deferred and amortized as a component of interest expense. This accounting gain or loss is amortized over the remaining life of the old debt or the life of the new debt, whichever is shorter, and is presented as an addition to or reduction from the face amount of the new debt.

CITY OF YOUNGSTOWN, OHIO

NOTES TO THE BASIC FINANCIAL STATEMENTS FOR THE YEAR ENDED DECEMBER 31, 2011

NOTE 2 - SUMMARY OF SIGNIFICANT ACCOUNTING POLICIES - (Continued)

On the governmental fund financial statements, issuance costs, bond premiums, and bond discounts are recognized in the current period.

R. Operating Revenues and Expenses

Operating revenues are those revenues that are generated directly from the primary activity of the proprietary funds. For the City, these revenues are charges for services for water, sewer and workers compensation programs. Operating expenses are necessary costs incurred to provide the goods or service that is the primary activity of the fund.

S. Extraordinary and Special Items

Extraordinary items are transactions or events that are both unusual in nature and infrequent in occurrence. Special items are transactions or events that are within the control of City Administration and that are either unusual in nature or infrequent in occurrence. The City had no extraordinary or special items to report at December 31, 2011.

NOTE 3 - ACCOUNTABILITY AND COMPLIANCE

A. Change in Accounting Principles

For fiscal year 2011, the City has implemented GASB Statement No. 54, "Fund Balance Reporting and Governmental Fund Type Definitions", and GASB Statement No. 59, "Financial Instruments Omnibus".

GASB Statement No. 54 establishes fund balance classifications that comprise a hierarchy based primarily on the extent to which a government is bound to observe constraints imposed upon the use of the resources reported in governmental funds. GASB Statement No. 54 also clarifies the definitions of governmental fund types. The implementation of GASB Statement No. 54 did not have an effect on the financial statements of the City at January 1, 2011.

GASB Statement No. 59 updates and improves guidance for financial reporting and disclosure requirements of certain financial instruments and external investment pools. The implementation of GASB Statement No. 59 did not have an effect on the financial statements of the City.

B. Prior Period Adjustment

A prior period adjustment is required to report the portion of the notes payable outstanding at December 31, 2010, that were refinanced prior to the issuance of the financial statements and have a new maturity beyond the end of the year in which the report is issued in the government-wide statements as a long-term liability rather than a fund liability (see Note 12 for detail).

CITY OF YOUNGSTOWN, OHIO

NOTES TO THE BASIC FINANCIAL STATEMENTS
FOR THE YEAR ENDED DECEMBER 31, 2011

NOTE 3 - ACCOUNTABILITY AND COMPLIANCE - (Continued)

The prior period adjustment had the following effect on governmental fund balances January 1, 2011:

	<u>General</u>	<u>Covelli Centre</u>	<u>Other Major Funds</u>	<u>Other Governmental Funds</u>	<u>Total</u>
Fund balances (deficit) at December 31, 2010	\$ 3,326,665	\$ (12,053,320)	\$ (241,443)	\$ 5,120,387	\$ (3,847,711)
Prior period adjustment:					
Notes payable	-	11,625,000	-	1,100,000	12,725,000
Accrued interest	-	170,076	-	1,477	171,553
Total	-	11,795,076	-	1,101,477	12,896,553
Restated fund balances at January 1, 2011	<u>\$ 3,326,665</u>	<u>\$ (258,244)</u>	<u>\$ (241,443)</u>	<u>\$ 6,221,864</u>	<u>\$ 9,048,842</u>

C. Budgetary Prior Period Adjustment

In prior years certain funds that are legally budgeted in separate special revenue funds were considered part of the general fund on a budgetary basis. The City has elected to report only the legally budgeted general fund in the budgetary statement; therefore, a restatement to the beginning budgetary balance is required. The restatement of the general fund's budgetary-basis fund balance at January 1, 2011 is as follows:

	<u>General Fund</u>
Budgetary balance at December 31, 2010	\$ (1,976,318)
Funds budgeted elsewhere	<u>(99,093)</u>
Restated budgetary balance at January 1, 2011	<u>\$ (2,075,411)</u>

D. Deficit Fund Balances

Fund balances at December 31, 2011 included the following individual fund deficits:

<u>Major funds:</u>	<u>Deficit</u>
Fire levy	\$ 706,368
Police levy	101,959
Covelli Centre project	222,112

All funds listed above complied with Ohio State law, which does not permit a cash basis deficit at year end. The general fund is liable for any deficits in these funds and provides transfers when cash is required, not when accruals occur. The deficit fund balances result from adjustments for accrued liabilities and short-term notes payable.

CITY OF YOUNGSTOWN, OHIO

NOTES TO THE BASIC FINANCIAL STATEMENTS FOR THE YEAR ENDED DECEMBER 31, 2011

NOTE 3 - ACCOUNTABILITY AND COMPLIANCE - (Continued)

E. Compliance

The City had a negative cash balances in the general fund and the community development fund (a nonmajor special revenue fund) at December 31, 2011, indicating that revenues from other sources were used to pay obligations of the fund contrary to Ohio Revised Code Section 5705.10. For GAAP purposes, the negative amount has been reported as a fund liability in the general fund (See Note 5.B).

NOTE 4 - DEPOSITS AND INVESTMENTS

State statutes classify monies held by the City into three categories.

Active deposits are public deposits necessary to meet current demands on the treasury. Such monies must be maintained either as cash in the City treasury, in commercial accounts payable or withdrawable on demand, including negotiable order of withdrawal (NOW) accounts, or in money market deposit accounts.

Inactive deposits are public deposits that the City Council has identified as not required for use within the current five year period of designation of depositories. Inactive deposits must either be evidenced by certificates of deposit maturing not later than the end of the current period of designation of depositories, or by savings or deposit accounts including, but not limited to, passbook accounts.

Interim deposits are deposits of interim monies. Interim monies are those monies which are not needed for immediate use, but which will be needed before the end of the current period of designation of depositories. Interim deposits must be evidenced by time certificates of deposit maturing not more than one year from the date of deposit or by savings or deposit accounts including passbook accounts.

Interim monies may be deposited or invested in the following securities:

1. United States Treasury Notes, Bills, Bonds, or any other obligation or security issued by the United States Treasury or any other obligation guaranteed as to principal and interest by the United States;
2. Bonds, notes, debentures, or any other obligations or securities issued by any federal government agency or instrumentality, including, but not limited to, the Federal National Mortgage Association, Federal Home Loan Bank, Federal Farm Credit Bank, Federal Home Loan Mortgage Corporation, Government National Mortgage Association, and Student Loan Marketing Association. All federal agency securities shall be direct issuances of federal government agencies or instrumentalities;
3. Written repurchase agreements in the securities listed above provided that the market value of the securities subject to the repurchase agreement must exceed the principal value of the agreement by at least two percent and be marked to market daily, and that the term of the agreement must not exceed thirty days;
4. Bonds and other obligations of the State of Ohio;
5. No-load money market mutual funds consisting exclusively of obligations described in items 1 or 2 above and repurchase agreements secured by such obligations, provided that investments in securities described in this division are made only through eligible institutions;
6. The State Treasurer's investment pool, the State Treasury Asset Reserve of Ohio (STAR Ohio);

CITY OF YOUNGSTOWN, OHIO

NOTES TO THE BASIC FINANCIAL STATEMENTS
FOR THE YEAR ENDED DECEMBER 31, 2011

NOTE 4 - DEPOSITS AND INVESTMENTS - (Continued)

7. Certain banker's acceptance and commercial paper notes for a period not to exceed one hundred eighty days from the purchase date in an amount not to exceed twenty-five percent of the interim monies available for investment at any one time; and,
8. Under limited circumstances, corporate debt interests rated in either of the two highest classifications by at least two nationally recognized rating agencies.

Protection of the City's deposits is provided by the Federal Deposit Insurance Corporation (FDIC), by eligible securities pledged by the financial institution as security for repayment, by surety company bonds deposited with the Finance Director by the financial institution or by a single collateral pool established by the financial institution to secure the repayment of all public monies deposited with the institution.

Investments in stripped principal or interest obligations, reverse repurchase agreements and derivatives are prohibited. The issuance of taxable notes for the purpose of arbitrage, the use of leverage and short selling are also prohibited. An investment must mature within five years from the date of purchase unless matched to a specific obligation or debt of the City, and must be purchased with the expectation that it will be held to maturity. Investments may only be made through specified dealers and institutions. Payment for investments may be made only upon delivery of the securities representing the investments to the Finance Director or, if the securities are not represented by a certificate, upon receipt of confirmation of transfer from the custodian.

A. Deposits with Financial Institutions

At December 31, 2011, the carrying amount of all City deposits was \$13,355,691. Based on the criteria described in GASB Statement No. 40, "Deposits and Investment Risk Disclosures", as of December 31, 2011, \$12,584,974 of the City's bank balance of \$13,987,127 was exposed to custodial risk as discussed below, while \$1,402,153 was covered by the FDIC.

Custodial credit risk is the risk that, in the event of bank failure, the City's deposits may not be returned. All deposits are collateralized with eligible securities in amounts equal to at least 105% of the carrying value of the deposits. Such collateral, as permitted by the Ohio Revised Code, is held in single financial institution collateral pools at Federal Reserve Banks, or at member banks of the federal reserve system, in the name of the respective depository bank and pledged as a pool of collateral against all of the public deposits it holds or as specific collateral held at the Federal Reserve Bank in the name of the City. The City has no deposit policy for custodial credit risk beyond the requirements of State statute. Although the securities were held by the pledging institutions' trust department and all statutory requirements for the deposit of money had been followed, noncompliance with federal requirements could potentially subject the City to a successful claim by the FDIC.

B. Investments

As of December 31, 2011, the City had the following investments and maturities:

<u>Investment type</u>	<u>Fair Value</u>	<u>Investment Maturities 6 months or less</u>
U.S. Treasury Bill	\$ 303,979	\$ 303,979
U.S. Government money markets	791	791
Total	<u>\$ 304,770</u>	<u>\$ 304,770</u>

CITY OF YOUNGSTOWN, OHIO

NOTES TO THE BASIC FINANCIAL STATEMENTS
FOR THE YEAR ENDED DECEMBER 31, 2011

NOTE 4 - DEPOSITS AND INVESTMENTS - (Continued)

Interest Rate Risk: As a means of limiting its exposure to fair value losses arising from rising interest rates and according to State law, the City's investment policy limits investment portfolio maturities to five years or less.

Credit Risk: The City's investment in the U.S. Treasury Bill was rated AA+ and Aaa by Standard & Poor's and Moody's Investor Services, respectively. The City's investments in U.S. Government money markets were rated AAAm by Standard & Poor's. The City's investment policy does not specifically address credit risk beyond requiring the City to only invest in securities authorized by State statute.

Custodial Credit Risk: For an investment, custodial credit risk is the risk that, in the event of the failure of the counterparty, the City will not be able to recover the value of its investment or collateral securities that are in the possession of an outside party. The U.S. Treasury Bill is exposed to custodial credit risk in that it is uninsured, unregistered and held by the counterparty's trust department or agent but not in the City's name. The City has no investment policy dealing with investment custodial risk beyond the requirement in State statute that prohibits payment for investments prior to the delivery of the securities representing such investments to the Director of Finance or qualified trustee.

Concentration of Credit Risk: The City places no limit on the amount that may be invested in any one issuer. The following table includes the percentage of each investment type held by the City at December 31, 2011:

<u>Investment type</u>	<u>Fair Value</u>	<u>% to Total</u>
U.S. Treasury Bill	\$ 303,979	99.74
U.S. Government money markets	<u>791</u>	<u>0.26</u>
Total	<u>\$ 304,770</u>	<u>100.00</u>

C. Reconciliation of Cash and Investments to the Statement of Net Assets

The following is a reconciliation of cash and investments as reported in the note above to cash and investments as reported on the statement of net assets as of December 31, 2011.

<u>Cash and investments per note</u>	
Carrying amount of deposits	\$ 13,355,691
Investments	<u>304,770</u>
Total	<u>\$ 13,660,461</u>

<u>Cash and investments per statement of net assets</u>	
Governmental activities	\$ 8,334,154
Business type activities	3,212,932
Agency funds	<u>2,113,375</u>
Total	<u>\$ 13,660,461</u>

CITY OF YOUNGSTOWN, OHIO

NOTES TO THE BASIC FINANCIAL STATEMENTS
FOR THE YEAR ENDED DECEMBER 31, 2011

NOTE 5 - INTERFUND TRANSACTIONS

- A. Interfund transfers for the year ended December 31, 2011, consisted of the following, as reported in the fund financial statements:

Transfers to general fund from:

Community development	\$	100,000
Nonmajor governmental funds		214,866

Transfers to fire levy from:

General	7,024,831
Community development	121,462

Transfers to police levy from:

General	8,594,720
---------	-----------

Transfers to Covelli Centre project from:

General	686,500
---------	---------

Transfers to bond retirement fund from:

General	100,000
---------	---------

Transfers to nonmajor governmental funds from:

General	1,678,229
Community development	1,496,580
Bond retirement fund	120,942
Nonmajor governmental funds	4,650,000

Transfers to sewer fund from:

Water fund	156,762
------------	---------

Total	\$ 24,944,892
-------	---------------

Transfers are used to (1) move revenues from the fund that statute or budget requires to collect them to the fund that statute or budget requires to expend them, (2) use unrestricted revenues collected in the general fund to finance various programs accounted for in other funds in accordance with budgetary authorizations. Several transfers were made contrary to Ohio Revised Code Sections 5705.14, 5705.15 and 5705.16.

Transfers amounting to \$120,642 from the bond retirement to the business development and Ashford Commons development nonmajor capital projects funds were required to fund the debt service requirement in the fund which reports the liability. A transfer of \$156,762 from the water fund to the sewer fund was required to fund the debt service requirement in the fund which reports the liability.

CITY OF YOUNGSTOWN, OHIO

NOTES TO THE BASIC FINANCIAL STATEMENTS
FOR THE YEAR ENDED DECEMBER 31, 2011

NOTE 5 - INTERFUND TRANSACTIONS - (Continued)

- B.** Interfund loans consisted of the following at December 31, 2011, as reported on the fund financial statements:

<u>Receivable fund</u>	<u>Payable fund</u>	<u>Amount</u>
Nonmajor governmental funds	General fund	\$ 1,140,671
Nonmajor governmental funds	Bond retirement fund	150,000
Nonmajor governmental funds	Nonmajor governmental funds	<u>28,167</u>
Total		<u>\$ 1,318,838</u>

The primary purpose of the interfund loans is to cover negative cash in various governmental funds and to cover costs in funds where revenues were not received by December 31, 2011. The interfund loans are expected to be repaid within the next year.

- C.** Balances due to/from other funds consisted of the following at December 31, 2011, as reported on the fund financial statements:

<u>Receivable fund</u>	<u>Payable fund</u>	<u>Amount</u>
Nonmajor governmental fund - Business development capital projects fund	General fund	<u>\$ 1,000,000</u>

NOTE 6 - INCOME TAXES

The City levies an income tax of two and three quarter percent on all income earned within the City as well as on incomes of residents earned outside the City. In the latter case, the City allows a credit not to exceed two and three quarter percent on income earned outside the City and paid to other municipalities.

Employers within the City are required to withhold income tax on employee earnings and remit the tax to the City at least quarterly. Corporations and other individual taxpayers are also required to pay their estimated tax at least quarterly and file a final return annually.

Income tax revenue is credited to four funds. Of the original two percent levied, the general fund receives one and one-half percent and of the remaining one-half percent, 40 percent is credited to the police levy special revenue fund, 35 percent to the fire levy special revenue fund, and 25 percent to the ¼ of 5 mil capital improvement capital projects fund.

An additional one-quarter percent was levied for 1997. Of this additional one-quarter percent 50 percent is credited to the police levy special revenue fund, 25 percent to the fire levy special revenue fund and 25 percent to the ¼ of 5 mil capital improvement capital projects fund.

Effective January 1, 2003, the citizens of the City voted for an additional one half percent to bring the total tax levied on income to two and three quarter percent. Of the additional one half percent levied, 45 percent is credited to the police levy special revenue fund, 35 percent to the fire levy special revenue fund and 20 percent to the ¼ of 5 mil capital improvement capital projects fund.

CITY OF YOUNGSTOWN, OHIO

**NOTES TO THE BASIC FINANCIAL STATEMENTS
FOR THE YEAR ENDED DECEMBER 31, 2011**

NOTE 6 - INCOME TAXES - (Continued)

The City receives income tax monies as the result of the Cooperative and Joint Economic Development Zone Agreement (JEDZ) with the City of Girard (see Note 19 for detail on the JEDZ). Businesses within the JEDZ pay taxes on income earned within the JEDZ and are required to withhold income tax on employee earnings and remit the tax to the City. The City is responsible for collection and administration of the income tax for the JEDZ. The City is entitled to 45% of all income taxes collected from the JEDZ and the City of Girard is entitled to the remaining 55%.

The Regional Tax Agency administers and collects income taxes for the City. Payments are remitted monthly net of collection fees of three percent.

NOTE 7 - PROPERTY TAXES

Property taxes include amounts levied against all real and public utility property located in the City. Taxes collected from real property taxes (other than public utility) in one calendar year are levied in the preceding calendar year on the assessed value as of January 1 of that preceding year, the lien date. Assessed values are established by the County Auditor at 35 percent of appraised market value. All property is required to be revaluated every six years. Real property taxes are payable annually or semi-annually. If paid annually, payment is due December 31; if paid semi-annually, the first payment is due December 31, with the remainder payable by June 20. Under certain circumstances, State statute permits later payment dates to be established.

Public utility real and tangible personal property taxes collected in one calendar year are levied in the preceding calendar year on assessed values determined as of December 31 of the second year preceding the tax collection year, the lien date. Public utility tangible personal property is assessed at varying percentages of true value; public utility real property is assessed at 35 percent of true value. 2011 public utility property taxes became a lien December 31, 2010, are levied after October 1, 2011, and are collected in 2012 with real property taxes. Public utility property taxes are payable on the same dates as real property taxes described previously.

The County Treasurer collects property taxes on behalf of all taxing districts in the County, including the City of Youngstown. The County Auditor periodically remits to the City its portion of the taxes collected. Property taxes receivable represents real property taxes, public utility taxes, delinquent tangible personal property taxes and other outstanding delinquencies which are measurable as of December 31, 2011 and for which there is an enforceable legal claim. In the governmental funds, the current portion receivable has been offset by unearned revenue since the current taxes were not levied to finance 2011 operations and the collection of delinquent taxes has been offset by deferred revenue since the collection of the taxes during the available period is not subject to reasonable estimation. On a full accrual basis, collectible delinquent property taxes have been recorded as a receivable and revenue while on a modified accrual basis the revenue is deferred.

The full tax rate for all City operations for the year ended December 31, 2011 was \$3.70 per \$1,000 of assessed value.

CITY OF YOUNGSTOWN, OHIO

**NOTES TO THE BASIC FINANCIAL STATEMENTS
FOR THE YEAR ENDED DECEMBER 31, 2011**

NOTE 7 - PROPERTY TAXES - (Continued)

The assessed values of real and tangible personal property upon which 2011 property tax receipts were based are as follows:

<u>Real Property</u>	
Residential/Agricultural	\$ 330,862,810
Commercial/Industrial/Mineral	141,488,060
Public Utility	<u>45,626,770</u>
Total Assessed Value	<u>\$ 517,977,640</u>

NOTE 8 - SPECIAL ASSESSMENTS

Special assessments include annually assessed service assessments. Service type special assessments are levied against all property owners which benefit from the provided service. Special assessments are payable by the time and in the manner stipulated in the assessing ordinance and are a lien from the date of the passage of the ordinance.

The City's special assessments include street lighting, demolitions including board-ups and asbestos abatement, curbs, sidewalks, sewer rehabilitation and weed cutting which are billed by the County Auditor and collected by the County Treasurer. The County Auditor periodically remits these collections to the City. Special assessments collected in one calendar year are levied and certified in the preceding calendar year.

NOTE 9 - RECEIVABLES

Receivables at December 31, 2011, consisted of taxes, accounts (billings for user charged services), notes, special assessments and intergovernmental receivables arising from grants, entitlements and shared revenue. All intergovernmental receivables have been classified as "due from other governments" on the BFS. Receivables have been recorded to the extent that they are measurable at December 31, 2011.

A summary of the principal items of receivables reported on the statement of net assets follows:

Governmental activities:

Income taxes	\$ 10,527,375
Real and other taxes	2,645,932
Accounts	1,099,629
Notes	3,540,763
Special assessments	36,540
Due from other governments	6,417,269

Business-type activities:

Accounts - gross	\$ 9,964,355
Less - allowance for uncollectibles	<u>(2,485,825)</u>
Net accounts receivable	<u>\$ 7,478,530</u>

CITY OF YOUNGSTOWN, OHIO

NOTES TO THE BASIC FINANCIAL STATEMENTS
FOR THE YEAR ENDED DECEMBER 31, 2011

NOTE 9 - RECEIVABLES - (Continued)

Receivables have been disaggregated on the face of the BFS. The only receivable not expected to be collected within the subsequent year are the special assessments which are collected over the life of the assessment and notes receivable which will be repaid over a period ranging from one to eight years. Accounts receivable in the business-type activities for utilities have been reported net of a twenty-five percent allowance for uncollectible accounts.

NOTE 10 - CAPITAL ASSETS

During 2011, accumulated depreciation in the amount of \$742,295 related to certain assets previously included in the accumulated depreciation balance for improvements other than buildings was reclassified to accumulated depreciation for buildings. This reclassification is reflected in the balances at December 31, 2010 and had no effect on net assets at the beginning of the year. Capital asset activity for the year ended December 31, 2011, for governmental activities was as follows:

<u>Governmental activities:</u>	<u>Balance</u>			<u>Balance</u>
	<u>12/31/10</u>	<u>Additions</u>	<u>Disposals</u>	<u>12/31/11</u>
<i>Capital assets, not being depreciated:</i>				
Land	\$ 13,513,765	\$ 778,798	\$ -	\$ 14,292,563
Construction in progress	<u>5,227,713</u>	<u>430,221</u>	<u>(5,227,713)</u>	<u>430,221</u>
Total capital assets, not being depreciated	<u>18,741,478</u>	<u>1,209,019</u>	<u>(5,227,713)</u>	<u>14,722,784</u>
<i>Capital assets, being depreciated:</i>				
Buildings	49,087,449	348,897	-	49,436,346
Improvements other than buildings	5,067,732	468,739	-	5,536,471
Machinery and equipment	15,280,905	415,673	(112,044)	15,584,534
Computer software	593,552	-	-	593,552
Vehicles	10,727,034	116,399	(843,582)	9,999,851
Infrastructure	<u>60,832,572</u>	<u>9,139,646</u>	<u>(58,353)</u>	<u>69,913,865</u>
Total capital assets, being depreciated	<u>141,589,244</u>	<u>10,489,354</u>	<u>(1,013,979)</u>	<u>151,064,619</u>
<i>Less: accumulated depreciation:</i>				
Buildings	(11,687,363)	(1,478,341)	-	(13,165,704)
Improvements other than buildings	(2,180,387)	(227,250)	-	(2,407,637)
Machinery and equipment	(9,535,058)	(890,992)	87,343	(10,338,707)
Computer software	(573,396)	(8,583)	-	(581,979)
Vehicles	(8,854,762)	(464,154)	819,959	(8,498,957)
Infrastructure	<u>(17,432,061)</u>	<u>(1,771,515)</u>	<u>58,353</u>	<u>(19,145,223)</u>
Total accumulated depreciation	<u>(50,263,027)</u>	<u>(4,840,835)</u>	<u>965,655</u>	<u>(54,138,207)</u>
Total capital assets, being depreciated, net	<u>91,326,217</u>	<u>5,648,519</u>	<u>(48,324)</u>	<u>96,926,412</u>
Governmental activities capital assets, net	<u>\$ 110,067,695</u>	<u>\$ 6,857,538</u>	<u>\$ (5,276,037)</u>	<u>\$ 111,649,196</u>

CITY OF YOUNGSTOWN, OHIO

NOTES TO THE BASIC FINANCIAL STATEMENTS
FOR THE YEAR ENDED DECEMBER 31, 2011

NOTE 10 - CAPITAL ASSETS - (Continued)

Capital asset activity for the year ended December 31, 2011, for business-type activities was as follows:

<u>Business-Type Activities</u>	<u>Balance</u> 12/31/10	<u>Additions</u>	<u>Disposals</u>	<u>Balance</u> 12/31/11
<i>Capital assets, not being depreciated:</i>				
Land	\$ 471,224	\$ -	\$ -	\$ 471,224
Construction in progress	<u>3,727,439</u>	<u>4,712,655</u>	<u>(2,272,506)</u>	<u>6,167,588</u>
Total capital assets, not being depreciated	<u>4,198,663</u>	<u>4,712,655</u>	<u>(2,272,506)</u>	<u>6,638,812</u>
<i>Capital assets, being depreciated:</i>				
Buildings	44,509,983	244,994	-	44,754,977
Improvements other than buildings	2,565,021	-	-	2,565,021
Machinery and equipment	28,441,325	473,220	(50,231)	28,864,314
Computer software	69,318	686,456	-	755,774
Vehicles	4,852,814	224,970	(257,260)	4,820,524
Infrastructure	<u>49,212,010</u>	<u>5,044,275</u>	<u>-</u>	<u>54,256,285</u>
Total capital assets, being depreciated	<u>129,650,471</u>	<u>6,673,915</u>	<u>(307,491)</u>	<u>136,016,895</u>
<i>Less: accumulated depreciation:</i>				
Buildings	(19,598,320)	(1,069,649)	-	(20,667,969)
Improvements other than buildings	(2,119,110)	(39,635)	-	(2,158,745)
Machinery and equipment	(22,470,105)	(695,403)	50,231	(23,115,277)
Computer software	(49,885)	(74,881)	-	(124,766)
Vehicles	(3,270,295)	(303,919)	257,260	(3,316,954)
Infrastructure	<u>(15,471,105)</u>	<u>(707,009)</u>	<u>-</u>	<u>(16,178,114)</u>
Total accumulated depreciation	<u>(62,978,820)</u>	<u>(2,890,496)</u>	<u>307,491</u>	<u>(65,561,825)</u>
Total capital assets, being depreciated, net	<u>66,671,651</u>	<u>3,783,419</u>	<u>-</u>	<u>70,455,070</u>
Business-type activities capital assets, net	<u>\$ 70,870,314</u>	<u>\$ 8,496,074</u>	<u>\$ (2,272,506)</u>	<u>\$ 77,093,882</u>

CITY OF YOUNGSTOWN, OHIO

NOTES TO THE BASIC FINANCIAL STATEMENTS
FOR THE YEAR ENDED DECEMBER 31, 2011

NOTE 10 - CAPITAL ASSETS - (Continued)

Depreciation expense was charged to functions/programs of the City as follows:

Governmental activities:

General government	\$ 396,623
Security of persons and property	599,444
Public health and welfare	61,569
Transportation	2,005,870
Leisure time activity	352,389
Community environment	<u>1,424,940</u>
Total depreciation expense - governmental activities	<u>\$ 4,840,835</u>

Business-type activities:

Sewer	\$ 2,127,944
Water	<u>762,552</u>
Total depreciation expense - business-type activities	<u>\$ 2,890,496</u>

NOTE 11 - CAPITALIZED LEASES - LESSEE DISCLOSURE

In a prior year, the City entered into capitalized leases for equipment and a fire truck. During prior years, the City entered into capitalized leases for equipment and two fire trucks. These lease agreements meet the criteria of a capital lease as defined by FASB Statement No. 13, "Accounting for Leases", which defines a capital lease generally as one which transfers benefits and risks of ownership to the lessee. Capital lease payments have been reclassified and are reflected as debt service expenditures in the combined BFS for the governmental funds. These expenditures are reported as function expenditures on the budgetary statements.

General capital assets consisting of equipment and vehicles have been capitalized in the statement of net assets in the amount of \$103,778 and \$532,586, respectively. These amounts represent the present value of the minimum lease payments at the time of acquisition. A corresponding liability was recorded in the statement of net assets. Principal payments made during 2011 totaled \$17,617 paid by the general fund and \$119,583 paid by the fire levy fund. The following is a schedule of the future long-term minimum lease payments required under the capital lease and the present value of the minimum lease payments as of December 31, 2011:

Year Ended <u>December 31,</u>	<u>Amount</u>
2012	\$ 93,032
2013	<u>91,331</u>
Total	184,363
Less: amount representing interest	<u>(11,969)</u>
Present value of net minimum lease payments	<u>\$ 172,394</u>

CITY OF YOUNGSTOWN, OHIO

NOTES TO THE BASIC FINANCIAL STATEMENTS
FOR THE YEAR ENDED DECEMBER 31, 2011

NOTE 12 - LONG-TERM OBLIGATIONS

Long-term obligations of the governmental activities have been restated by \$12,725,000 to report the portion of the notes payable outstanding at December 31, 2010, that were refinanced prior to the issuance of the financial statements and have a new maturity beyond the end of the year in which the report is issued as a long-term liability. During 2011, the following changes occurred in governmental activities long-term obligations:

Governmental activities:	<u>Interest Rate</u>	<u>Restated Balance 12/31/10</u>	<u>Additions</u>	<u>Reductions</u>	<u>Balance 12/31/11</u>	<u>Due in One Year</u>
<u>General Obligation Bonds</u>						
1998 Refunding bonds	3.10-5.10%	\$ 715,000	\$ -	\$ (715,000)	\$ -	\$ -
2000 Pension refunding bonds	4.40-6.00%	1,275,000	-	(225,000)	1,050,000	240,000
2005 Various purpose refunding bonds	3.00-4.375%	8,100,000	-	(410,000)	7,690,000	815,000
2006 Pension refunding bonds	3.65-4.25%	<u>8,325,000</u>	<u>-</u>	<u>(20,000)</u>	<u>8,305,000</u>	<u>20,000</u>
Total general obligation bonds		<u>18,415,000</u>	<u>-</u>	<u>(1,370,000)</u>	<u>17,045,000</u>	<u>1,075,000</u>
<u>HUD Section 108 Loans</u>						
Youngstown CIC	6.84-9.03%	730,000	-	(210,000)	520,000	225,000
Youngstown CIC #2	6.13%	529,950	-	(140,000)	389,950	180,000
Housing rehab Section 108	6.84-9.03%	500,000	-	(50,000)	450,000	50,000
Youngstown mini-loan	6.84-9.03%	<u>955,000</u>	<u>-</u>	<u>(135,000)</u>	<u>820,000</u>	<u>145,000</u>
Total HUD Section 108		<u>2,714,950</u>	<u>-</u>	<u>(535,000)</u>	<u>2,179,950</u>	<u>600,000</u>
<u>Notes Payable</u>						
Taxable Street Improvements, series 2010	1.75%	1,100,000	-	(1,100,000)	-	-
Taxable Street Improvements, series 2011	1.50%	-	1,000,000	-	1,000,000	-
Taxable Convocation Center, series 2010	5.34%	11,625,000	-	(11,625,000)	-	-
Taxable Convocation Center, series 2011	4.98%	<u>-</u>	<u>11,330,000</u>	<u>-</u>	<u>11,330,000</u>	<u>-</u>
Total notes payable		<u>12,725,000</u>	<u>12,330,000</u>	<u>(12,725,000)</u>	<u>12,330,000</u>	<u>-</u>
<u>Other Long-Term Obligations</u>						
OPWC loan	0.00%	321,431	-	(21,429)	300,002	21,429
Capital lease obligation		309,594	-	(137,200)	172,394	84,900
Claims payable		1,978,011	1,656,552	(704,319)	2,930,244	725,559
Early retirement incentive		1,471,957	-	(418,851)	1,053,106	418,851
Compensated absences		<u>8,408,713</u>	<u>-</u>	<u>(603,606)</u>	<u>7,805,107</u>	<u>1,209,293</u>
Total other long-term obligations		<u>12,489,706</u>	<u>1,656,552</u>	<u>(1,885,405)</u>	<u>12,260,853</u>	<u>2,460,032</u>
Total governmental activities						
long-term obligations		<u>\$ 46,344,656</u>	<u>\$ 13,986,552</u>	<u>\$ (16,515,405)</u>	<u>43,815,803</u>	<u>\$ 4,135,032</u>
Add: Unamortized premium on bond issue					125,977	
Less: Unamortized deferred charges on refundings					<u>(514,041)</u>	
Total reported on statement of net assets					<u>\$ 43,427,739</u>	

CITY OF YOUNGSTOWN, OHIO

NOTES TO THE BASIC FINANCIAL STATEMENTS
FOR THE YEAR ENDED DECEMBER 31, 2011

NOTE 12 - LONG-TERM OBLIGATIONS - (Continued)

During 2011, the following changes occurred in business-type activities long-term obligations:

Business-type activities:	Interest Rate	Balance 12/31/10	Additions	Reductions	Balance 12/31/11	Amounts Due in One Year
<u>General obligation bonds</u>						
1998 refunding water bonds	3.10-5.10%	\$ 150,000	\$ -	\$ (150,000)	\$ -	\$ -
1998 refunding sewer bonds	3.10-5.10%	65,000	-	(65,000)	-	-
Total general obligation bonds		<u>215,000</u>	<u>-</u>	<u>(215,000)</u>	<u>-</u>	<u>-</u>
<u>OWDA loans</u>						
Orchard Meadow overflow elimination	3.81%	3,644,555	-	(176,331)	3,468,224	183,113
Pump station improvements	3.79%	1,203,688	-	(58,329)	1,145,359	60,560
Waterline replacement	4.48%	142,781	-	(7,526)	135,255	7,867
Elevated storage tanks	4.48%	1,649,556	-	(72,430)	1,577,126	75,710
Waterline construction	5.56%	183,377	-	(7,718)	175,659	8,029
WWTP roof replacement	3.25%	512,103	117,257	(22,771)	606,589	23,328
Sludge storage tank covers	3.25%	185,836	308,971	(20,992)	473,815	21,505
Woodland & Andrews Ave.	3.25%	366,524	-	(13,261)	353,263	13,696
Boardman storage tank	3.83%	6,016	1,694,072	(28,669)	1,671,419	58,995
Briar Hill tank design	3.91%	400	15	-	415	415
Roger Lindgren Way - waterlines	3.91%	400	78,429	-	78,829	78,829
Roger Lindgren Way - forcemain design	3.91%	400	40,591	-	40,991	40,991
Roger Lindgren Way - forcemain	4.14%	-	42,920	-	42,920	-
Total OWDA loans		<u>7,895,636</u>	<u>2,282,255</u>	<u>(408,027)</u>	<u>9,769,864</u>	<u>573,038</u>
<u>OPWC loans</u>						
Kirk Rd. water storage tank	0.00%	755,504	-	(47,219)	708,285	47,219
Boardman elevated water tank	0.00%	40,929	808,962	-	849,891	-
Gypsy Lane water and sanitary improvements	0.00%	233,758	-	(13,358)	220,400	20,036
Kirkmere sanitary sewer	0.00%	37,219	191,453	-	228,672	-
Phelps Street sanitary sewer	0.00%	-	61,133	-	61,133	-
Total OPWC loans		<u>1,067,410</u>	<u>1,061,548</u>	<u>(60,577)</u>	<u>2,068,381</u>	<u>67,255</u>
<u>Other long-term obligations</u>						
ODOT State infrastructure bank loan		1,410,672	-	-	1,410,672	158,512
Compensated absences		1,848,743	-	(5,382)	1,843,361	290,707
Total other long-term obligations		<u>3,259,415</u>	<u>-</u>	<u>(5,382)</u>	<u>3,254,033</u>	<u>449,219</u>
Total business-type activities long-term obligations		<u>\$ 12,437,461</u>	<u>\$ 3,343,803</u>	<u>\$ (688,986)</u>	<u>\$ 15,092,278</u>	<u>\$ 1,089,512</u>

CITY OF YOUNGSTOWN, OHIO

NOTES TO THE BASIC FINANCIAL STATEMENTS
FOR THE YEAR ENDED DECEMBER 31, 2011

NOTE 12 - LONG-TERM OBLIGATIONS - (Continued)

Principal and interest requirements to retire the governmental activities long-term debt obligations outstanding at December 31, 2011, are as follows:

Year Ended December 31,	General Obligation Bonds Payable		
	Principal	Interest	Total
2012	\$ 1,075,000	\$ 739,117	\$ 1,814,117
2013	1,130,000	691,087	1,821,087
2014	1,180,000	636,306	1,816,306
2015	795,000	579,030	1,374,030
2016	885,000	536,411	1,421,411
2017 - 2021	4,990,000	2,111,556	7,101,556
2022 - 2026	3,850,000	1,108,073	4,958,073
2027 - 2031	3,140,000	409,228	3,549,228
Total	<u>\$ 17,045,000</u>	<u>\$ 6,810,808</u>	<u>\$ 23,855,808</u>

Year Ended December 31,	HUD Section 108 Loans Payable			OPWC Loan Payable		
	Principal	Interest	Total	Principal	Interest	Total
2012	\$ 600,000	\$ 159,254	\$ 759,254	\$ 21,429	\$ -	\$ 21,429
2013	460,000	113,194	573,194	21,429	-	21,429
2014	464,950	74,567	539,517	21,429	-	21,429
2015	225,000	46,929	271,929	21,429	-	21,429
2016	230,000	31,667	261,667	21,429	-	21,429
2017 - 2019	200,000	35,756	235,756	107,142	-	107,142
2022 - 2025	-	-	-	85,715	-	85,715
Total	<u>\$ 2,179,950</u>	<u>\$ 461,367</u>	<u>\$ 2,641,317</u>	<u>\$ 300,002</u>	<u>\$ -</u>	<u>\$ 300,002</u>

Principal and interest requirements to retire the business-type activities long-term debt obligations outstanding at December 31, 2011 are as follows:

Year Ended December 31,	OWDA Loans Payable		
	Principal	Interest	Total
2012	\$ 407,970	\$ 330,798	\$ 738,768
2013	424,168	314,598	738,766
2014	441,019	297,749	738,768
2015	458,535	280,231	738,766
2016	476,756	262,012	738,768
2017 - 2021	2,683,616	1,010,220	3,693,836
2022 - 2026	3,024,635	433,057	3,457,692
2027 - 2031	609,606	56,646	666,252
Total	<u>\$ 8,526,305</u>	<u>\$ 2,985,311</u>	<u>\$ 11,511,616</u>

CITY OF YOUNGSTOWN, OHIO

NOTES TO THE BASIC FINANCIAL STATEMENTS
FOR THE YEAR ENDED DECEMBER 31, 2011

NOTE 12 - LONG-TERM OBLIGATIONS - (Continued)

Year Ended December 31,	OPWC Loans Payable			ODOT State Infrastructure Bank Loan		
	Principal	Interest	Total	Principal	Interest	Total
2012	\$ 60,576	\$ -	\$ 60,576	\$ 158,512	\$ 47,130	\$ 205,642
2013	60,577	-	60,577	163,304	42,338	205,642
2014	60,576	-	60,576	168,239	37,403	205,642
2015	60,577	-	60,577	173,324	32,318	205,642
2016	60,576	-	60,576	178,563	27,079	205,642
2017 - 2021	302,883	-	302,883	568,730	48,196	616,926
2022 - 2026	302,883	-	302,883	-	-	-
2027 - 2028	20,037	-	20,037	-	-	-
Total	<u>\$ 928,685</u>	<u>\$ -</u>	<u>\$ 928,685</u>	<u>\$ 1,410,672</u>	<u>\$ 234,464</u>	<u>\$ 1,645,136</u>

As of December 31, 2011, the City's overall legal debt margin (the ability to issue additional amounts of general obligation bonded debt) was \$37,759,323 and unvoted legal debt margin was \$11,443,770.

On May 12, 2005, the City issued \$9,990,000 in general obligation refunding bonds. A portion of the bond issuance was used to retire Street Improvement notes, Urban Renewal notes, and Final Judgement notes which matured during 2006. A portion of these bonds was used to currently refund the 1995 Various Purpose Improvement Bonds (principal \$3,265,000). The refunded debt is considered defeased (in-substance) and accordingly, has been removed from the statement of net assets. The refunding issue is comprised of current interest bonds, par value \$9,990,000 at the time of issuance. The annual interest rate on the bonds is 3.000-4.375%.

On November 16, 2006, the City issued pension refunding bonds. These bonds refunded the \$7,455,000 callable portion of the 2000 pension refunding bond issue. These bonds are general obligations of the City, for which its full faith and credit is pledged for repayment. The reacquisition price exceeded the net carrying amount of the old debt by \$646,594. This amount is being netted against the new debt and amortized over the remaining life of the refunded debt, which is equal to the life of the new debt issued.

General obligation bonds are direct obligations of the City for which its full faith and credit are pledged for repayment. The general obligation bonds are to be repaid from property tax revenues that are received in the bond retirement fund.

The City issued long-term notes payable on September 22, 2011 and December 3, 2011 for the convocation center construction and street improvements, respectively. The notes mature on September 22, 2012 and December 2, 2012. Notes that were refinanced prior to the issuance of the financial statements and have a new maturity beyond the end of the year in which the report is issued have been reported in the government-wide statements as a long-term liability. The portion of the 2011 note issues that will be retired on September 22, 2012 and December 2, 2012 (see Note 23 for detail) have been reported as short-term notes payable in Note 13. The notes are backed by the full faith and credit of the City.

The City has entered into an agreement with the Ohio Department of Transportation (ODOT) for a State Infrastructure Bank (SIB) direct loan transaction for the improvements to the Brier Hill Industrial Park area in the amount of \$2,626,090. The amounts due to ODOT are payable solely from water and sewer revenues. The loan agreements function similar to a line-of-credit agreement. At December 31, 2011, the City has outstanding borrowings of \$1,410,672 in the business-type activities. The loan agreement requires principal and interest payments to begin thirty-seven months after the closing date of the loan and bears an interest rate of 3.00%.

CITY OF YOUNGSTOWN, OHIO

NOTES TO THE BASIC FINANCIAL STATEMENTS
FOR THE YEAR ENDED DECEMBER 31, 2011

NOTE 12 - LONG-TERM OBLIGATIONS - (Continued)

The City has entered into debt financing arrangements through the OWDA to fund construction projects. The amounts due to the OWDA are payable solely from water and sewer revenues. The loan agreements function similar to a line-of-credit agreement. At December 31, 2011, the City has outstanding borrowings of \$9,769,864 in the business-type activities. The loan agreements require semi-annual payments and are paid from the sewer and water funds. The WWTP roof replacement, sludge storage tank cover, Briar Hill tank design, Roger Lindgren Way – waterlines, Roger Lindgren Way - forcemain design, and Roger Lindgren Way - forcemain projects financed through OWDA are not closed out at December 31, 2011. Future annual debt service principal and interest requirements for these loans, which have a combined balance of \$1,243,559 outstanding at December 31, 2011, are not available.

The City has pledged future water and sewer revenues to repay OWDA and ODOT loans. The loans are payable solely from water and sewer fund revenues and are payable through 2027. Annual principal and interest payments on the water loans are expected to require 5.09 percent of net revenues and .76 percent of total revenue of the water fund. Water loan principal and interest paid for the current year was \$235,551. Annual principal and interest payments on the sewer loans are expected to require over 20.06 percent of net revenues and 2.74 percent of total revenue of the sewer fund. Sewer loan principal and interest paid for the current year was \$524,713. The total principal and interest remaining to be paid on the water and sewer loans is \$13,156,752.

The HUD Section 108 loans will be paid from community development agency entitlements.

An Ohio Public Works Commission Loan (OPWC) was issued to finance the Federal Street reconstruction project. The loan was issued in the amount of \$428,576, is interest free and is paid from the bond retirement fund.

The City has entered into debt financing arrangements through the OPWC to fund sewer and water construction projects. At December 31, 2011, the City has outstanding borrowings of \$2,068,381 in the business-type activities. The loan agreements require semi-annual payments and are paid from the sewer and water funds. The Boardman elevated tank, Kirkmere sanitary sewer, and Phelps Street sanitary sewer projects financed through OPWC are not closed out at December 31, 2011. Future annual debt service principal and interest requirements for these loans, which have a combined balance of \$1,139,696 outstanding at December 31, 2011, are not available.

For compensated absences, additions and deletions of accrued vacation and sick leave are shown net since it is impractical for the City to determine these amounts separately. Compensated absences will be paid from the fund from which the employees' salaries are paid.

The City offered fire and police employees an early retirement incentive (ERI) in 2009 and 2010. Employees who elected to participate in the ERI will receive a payment for their unused sick leave, to the extent allowed by the current labor agreement, along with a payment of their annual salary over a five year period. The ERI liability is recorded in the governmental activities statement of net assets as a component of "long-term liabilities". The ERI liability has been recorded at the present value of future payouts. The ERI payments will be made from the fire levy and police levy funds.

The claims payable liability will be paid from the workers' compensation internal service fund.

CITY OF YOUNGSTOWN, OHIO

NOTES TO THE BASIC FINANCIAL STATEMENTS
FOR THE YEAR ENDED DECEMBER 31, 2011

NOTE 13 - SHORT TERM DEBT

Short-term note activity during 2011 consisted of the following:

	<u>Interest Rate</u>	<u>Balance 12/31/10</u>	<u>Issued</u>	<u>Retired</u>	<u>Balance 12/31/11</u>
<u>General obligation notes</u>					
Taxable street improvements, series 2010	1.75%	\$ 100,000	\$ -	\$ (100,000)	\$ -
Taxable street improvements, series 2011	1.50%	-	100,000	-	100,000
Taxable convocation center, series 2010	5.34%	275,000	-	(275,000)	-
Taxable convocation center, series 2011	4.98%	-	295,000	-	295,000
Total		<u>\$ 375,000</u>	<u>\$ 395,000</u>	<u>\$ (375,000)</u>	<u>\$ 395,000</u>

The City issued short-term notes payable on September 22, 2011 and December 3, 2011 for the convocation center construction and street improvements, respectively. The short-term notes outstanding at December 31, 2011 represent the portion of the 2011 note issues that will be retired when the notes are refinanced on September 22, 2012, and December 2, 2012 (see Note 23 for detail). The note liabilities are reflected in the funds which received the proceeds.

By Ohio law, notes can be issued in anticipation of bond proceeds, special assessment bond proceeds and levies, or for up to 50 percent of anticipated revenue collections. There are also limitations on the number of times notes can be renewed. All notes outstanding at year end are bond anticipation notes. The notes will be refinanced until the projects are complete and the City determines it to be advantageous to issue bonds.

NOTE 14 - RISK MANAGEMENT

A. Property and Liability

For calendar year 2011, the City contracted for a package of municipal liability and property insurance through Jackson, Dieken and Associates at an annual premium of \$489,905.

The insurance package consisted of a policy from U.S Specialty Insurance Company including: comprehensive general liability and automobile liability with limits of \$1 million per occurrence, aggregate \$3 million and deductibles of \$50,000 per occurrence; public officials liability with prior acts coverage and law enforcement liability coverage with limits of \$1 million per occurrence and deductibles of \$50,000. Two umbrella policies provided additional coverage in the amount of \$10 million. The policy also included JAC Management, LLC and Eric Ryan as additional insured for management of the Covelli Centre, at a premium cost of \$72,000. Coverage was provided for loss to buildings and personal property in the amount of \$168,191,260 with a \$10,000 deductible, coverage for contractor's equipment and EDP equipment in the amount of \$13,093,971 and auto physical damage catastrophic coverage at two locations with a limit of \$1 million per occurrence and \$25,000 deductible.

Personal faithful performance bonds were purchased for the Clerk of Court in the amount of \$25,000; for the Mayor, the Finance Director and the Law Director in the amount of \$100,000 and for the Bailiff in the amount of \$3,000 and deputy bailiffs in the amount of \$1,000.

In 2011, the City paid deductibles to Midwest Claims in the amount of \$185,433.

CITY OF YOUNGSTOWN, OHIO

NOTES TO THE BASIC FINANCIAL STATEMENTS
FOR THE YEAR ENDED DECEMBER 31, 2011

NOTE 14 - RISK MANAGEMENT - (Continued)

Settled claims have not exceeded this commercial coverage in any of the past three years. There have been no significant reductions in insurance coverage from last year.

B. Workers' Compensation

The City has elected to take advantage of the workers' compensation plan being offered by the State of Ohio. This plan, called retrospective rating, allows the City to pay a fraction of the premium it would pay as an experience-rated risk.

In 2011, the City paid premiums to the State Fund for Workers' Compensation for calendar year 2011 in the amount of approximately \$804,256. The City reimbursed the Bureau of Workers Compensation for actual medical costs and compensation paid to injured workers in the amount of \$714,394 under the Retrospective Rating Plan.

Retrospective rating constitutes a step closer to self-insurance. In the retrospective rating plan, the City agrees to assume a portion of the risk in return for a possible reduction in premiums. The greater the percentage of the risk the City assumes, the greater the potential reduction in the premium. If the City's loss experience is better than predicted by the experience-rating system, its premium obligation will be less than what it would have paid under experience rating. If its experience is worse than predicted, its premium obligation will be more than it would have been assessed under experience rating, limited to a maximum premium. The City has assumed the risk for individual claims up to a maximum of \$300,000.

The City has agreed to pay all claims up to a maximum of 200% of what the City would have paid had the City remained an experience-rated risk. Claims exceeding these limits will be paid by the State. Each year, the City pays the State a "minimum premium" for retaining the risk of having to pay claims which exceeds the City's maximum claim limits. Ten years after each year the City elected the retrospective plan for workers' compensation, the City settles up for the reserve on any claims that are still open. The City has established a workers' compensation internal service fund to account for and finance its uninsured risks of loss in this program.

The claims liability of \$2,930,244 reported at December 31, 2011, as estimated by the third party administrator, is based on the requirements of GASB Statement No. 10, "Accounting and Financial Reporting for Risk Financing and Related Insurance Issues", as amended by GASB Statement No. 30, "Risk Financing Omnibus", which requires that a liability for unpaid claims costs, including estimates of costs relating to incurred, but not reported claims, be accrued at the estimated ultimate cost of settling the claims. Of the \$2,930,244 claims liability, \$725,559 of the liability is due within one year and is reported as a current liability in the statement of net assets for the proprietary funds. The remaining portion is a noncurrent liability of \$2,154,685. The estimate was not affected by non-incremental claim adjustment expenses and does not include other allocated or unallocated claim adjustment expenses.

Changes in the funds' claims liability amount in 2011 and 2010 were:

<u>Year</u>	<u>Balance at Beginning of Year</u>	<u>Current Year Claims</u>	<u>Claim Payments</u>	<u>Balance at End of Year</u>
2011	\$ 1,978,011	\$ 1,656,552	\$ (704,319)	\$ 2,930,244
2010	2,176,698	2,730,812	(2,929,499)	1,978,011

CITY OF YOUNGSTOWN, OHIO

NOTES TO THE BASIC FINANCIAL STATEMENTS FOR THE YEAR ENDED DECEMBER 31, 2011

NOTE 15 - EMPLOYEE BENEFITS

A. Life/Health Insurance

During 2011, the City provided health insurance benefits to its employees through Anthem Insurance. In 2011, management and non-management employees were enrolled in an Anthem Health II Plan. Medical/surgical benefits were provided under a PPO Plan (Blue Access) with no deductibles and copays of \$10 per office visit and \$50 for emergency room visits within a network of providers. Services outside the network of providers were reimbursed at 80% of the usual and customary fee by Anthem after the employee met a deductible of \$300 single/\$600 family. Drug prescription coverage was provided with a drug card that required co-pays of \$8 for generic and \$15 formulary and \$25 nongeneric/formulary.

The premiums paid by the City were \$533.90 per month per employee for single coverage and \$1,334.74 per month per employee for family coverage for employees in the Health II plan. Premiums for vision were \$5.14 single and \$12.48 family. Premiums for dental were \$23.47 single and \$70.65 family.

During 2011, management employees contributed 10% of the premiums paid by the City for their health insurance. Union employees contributed 10%, with caps, toward their premiums in accordance with collective bargaining agreement reached. Dental and vision coverage were provided by Anthem for all employees, other than AFSCME union members. Members of AFSCME 2312 and 2726 (water and clerical) had vision, dental, and life insurance provided through the Ohio AFSCME Care Plan. The City contributed \$55.75 per month per AFSCME employee for this coverage.

Through April 30, 2009, the City provided life insurance and accidental death and dismemberment insurance in equal amounts to its active employee with the exception of AFSCME employees through a plan with Standard Life. The benefit amounts remained the same: \$9,500 with the exception of Waste Water Treatment Plant union employees who had coverage in the amount of \$15,000 and Fire Department, 911, Police and Street department union employees who had coverage in the amount of \$20,000. In addition, eligible retirees were covered for death amount benefit amounts ranging from \$1,500 to \$5,000 depending on retirement.

B. Compensated Absences

City employees earn sick leave at a rate at one and one quarter days per month, not to exceed 15 days per year. Sick leave may be accumulated without limit. The City's policy is that 35 percent of accrued sick leave will be paid to an employee upon retirement or termination of service.

City employees earn two to six weeks of vacation per year, depending upon length of service. Upon termination of service, an employee is entitled to receive payment for any unused vacation time plus accrued vacation time earned during the year.

For governmental funds, the current portion of unpaid compensated absences is recorded as a current liability in the fund from which the employees who have accumulated unpaid leave are paid. The remainder is reported in the statement of activities. In proprietary funds, the entire amount of compensated absences is reported as a fund liability. As of December 31, 2011, the liability for unpaid compensated absences was \$9,648,468 for the entire City.

CITY OF YOUNGSTOWN, OHIO

NOTES TO THE BASIC FINANCIAL STATEMENTS FOR THE YEAR ENDED DECEMBER 31, 2011

NOTE 16 - PENSION PLANS

A. Ohio Public Employees Retirement System

Plan Description - The City participates in the Ohio Public Employees Retirement System (OPERS). OPERS administers three separate pension plans. The Traditional Pension Plan is a cost-sharing, multiple-employer defined benefit pension plan. The Member-Directed Plan is a defined contribution plan in which the member invests both member and employer contributions (employer contributions vest over five years at 20% per year). Under the Member-Directed Plan, members accumulate retirement assets equal to the value of the member and vested employer contributions plus any investment earnings. The Combined Plan is a cost-sharing, multiple-employer defined benefit pension plan that has elements of both a defined benefit and a defined contribution plan. Under the Combined Plan, employer contributions are invested by the retirement system to provide a formula retirement benefit similar to the Traditional Pension Plan benefit. Member contributions, whose investment is self-directed by the member, accumulate retirement assets in a manner similar to the Member-Directed Plan.

OPERS provides retirement, disability, survivor and death benefits and annual cost of living adjustments to members of the Traditional Pension and the Combined Plans. Members of the Member-Directed Plan do not qualify for ancillary benefits. Authority to establish and amend benefits is provided by Chapter 145 of the Ohio Revised Code. OPERS issues a stand-alone financial report which may be obtained by visiting <https://www.opers.org/investments/cafr.shtml>, writing to OPERS, Attention: Finance Director, 277 E. Town St., Columbus, OH 43215-4642 or by calling (614) 222-5601 or (800) 222-7377.

Funding Policy - The Ohio Revised Code provides statutory authority for member and employer contributions. For 2011, member and contribution rates were consistent across all three plans. The 2011 member contribution rates were 10.00% for members. The City's contribution rate for 2011 was 14.00% of covered payroll.

The City's contribution rate for pension benefits for members in the Traditional Plan for 2011 was 10.00%. The City's contribution rate for pension benefits for members in the Combined Plan for 2011 was 7.95%. The City's required contributions for pension obligations to the Traditional Pension and Combined Plans for the years ended December 31, 2011, 2010, and 2009 were \$2,330,765, \$1,522,090, and \$1,876,114, respectively; 100% has been contributed for 2011, 2010, and 2009. Contributions to the member-directed plan for 2011 were \$29,227 made by the City and \$20,877 made by the plan members.

B. Ohio Police and Fire Pension Fund

Plan Description - The City contributes to the Ohio Police and Fire Pension Fund (OP&F), a cost-sharing multiple-employer defined benefit pension plan. OP&F provides retirement and disability benefits, annual cost-of-living adjustments, and death benefits to plan members and beneficiaries. Benefit provisions are established by the Ohio State Legislature and are codified in Chapter 742 of the Ohio Revised Code. OP&F issues a publicly available financial report that includes financial statements and required supplementary information for the plan. That report may be obtained by writing to the OP&F, 140 East Town Street, Columbus, Ohio 43215-5164.

CITY OF YOUNGSTOWN, OHIO

**NOTES TO THE BASIC FINANCIAL STATEMENTS
FOR THE YEAR ENDED DECEMBER 31, 2011**

NOTE 16 - PENSION PLANS - (Continued)

Funding Policy - Plan members are required to contribute 10.0% of their annual covered salary, while the City is required to contribute 19.50% and 24.00% for police officers and firefighters, respectively. Contribution rates are established by State statute. For 2011, the portion of the City's contributions to fund pension obligations was 12.75% for police officers and 17.25% for firefighters. The City's required contributions for pension obligations to OP&F for police officers and firefighters were \$1,312,073 and \$1,350,961 for the year ended December 31, 2011, \$1,470,416 and \$1,394,364 for the year ended December 31, 2010, and \$1,508,128, \$1,419,614, for the year ended December 31, 2009. The full amount has been contributed for 2010 and 2009. 72.76% has been contributed for police and 71.25% has been contributed for firefighters for 2011.

NOTE 17 - POSTRETIREMENT BENEFIT PLANS

A. Ohio Public Employees Retirement System

Plan Description - OPERS maintains a cost-sharing multiple employer defined benefit post-employment healthcare plan, which includes a medical plan, prescription drug program and Medicare Part B premium reimbursement, to qualifying members of both the Traditional Pension and the Combined Plans. Members of the Member-Directed Plan do not qualify for ancillary benefits, including post-employment health care coverage.

To qualify for post-employment health care coverage, age-and-service retirees under the Traditional Pension and Combined Plans must have ten years or more of qualifying Ohio service credit. The Ohio Revised Code permits, but does not mandate, OPERS to provide OPEB benefits to its eligible members and beneficiaries. Authority to establish and amend benefits is provided in Chapter 145 of the Ohio Revised Code.

Disclosures for the healthcare plan are presented separately in the OPERS financial report which may be obtained by visiting <https://www.opers.org/investments/cafr.shtml>, writing to OPERS, Attention: Finance Director, 277 E. Town St., Columbus, OH 43215-4642 or by calling (614) 222-5601 or (800) 222-7377.

Funding Policy - The post-employment healthcare plan was established under, and is administered in accordance with, Internal Revenue Code Section 401(h). State statute requires that public employers fund post-employment healthcare through contributions to OPERS. A portion of each employer's contribution to the Traditional or Combined Plans is set aside for the funding of post-employment health care.

Employer contribution rates are expressed as a percentage of the covered payroll of active employees. In 2011, local government employers contributed 14.00% of covered payroll. Each year the OPERS' Retirement Board determines the portion of the employer contribution rate that will be set aside for the funding of the postemployment health care benefits. The portion of employer contributions allocated to fund post-employment healthcare for members in the Traditional Plan for 2011 was 4.00%. The portion of employer contributions allocated to fund post-employment healthcare for members in the Combined Plan for 2011 was 6.05%.

The OPERS Retirement Board is also authorized to establish rules for the payment of a portion of the health care benefits provided by the retiree or their surviving beneficiaries. Payment amounts vary depending on the number of covered dependents and the coverage selected. Active members do not make contributions to the post-employment healthcare plan.

CITY OF YOUNGSTOWN, OHIO

NOTES TO THE BASIC FINANCIAL STATEMENTS FOR THE YEAR ENDED DECEMBER 31, 2011

NOTE 17 - POSTRETIREMENT BENEFIT PLANS - (Continued)

The City's contributions allocated to fund post-employment health care benefits for the years ended December 31, 2011, 2010, and 2009 were \$938,102, \$866,290, and \$1,367,641, respectively; 100% has been contributed for 2011, 2010, and 2009.

The Health Care Preservation Plan (HCPP) adopted by the OPERS Board of Trustees on September 9, 2004, was effective January 1, 2007. Member and employer contribution rates for state and local employers increased on January 1 of each year from 2006 to 2008. Rates for law and public safety employers increased over a six year period beginning on January 1, 2006, with a final rate increase on January 1, 2011. These rate increases allowed additional funds to be allocated to the health care plan.

B. Ohio Police and Fire Pension Fund

Plan Description - The City contributes to the OP&F Pension Fund sponsored health care program, a cost-sharing multiple-employer defined postemployment health care plan administered by OP&F. OP&F provides healthcare benefits including coverage for medical, prescription drugs, dental, vision, Medicare Part B Premium and long term care to retirees, qualifying benefit recipients and their eligible dependents.

OP&F provides access to post-employment health care coverage to any person who receives or is eligible to receive a monthly service, disability or survivor benefit check or is a spouse or eligible dependent child of such person.

The Ohio Revised Code allows, but does not mandate OP&F to provide OPEB benefits. Authority for the OP&F Board of Trustees to provide health care coverage to eligible participants and to establish and amend benefits is codified in Chapter 742 of the Ohio Revised Code.

OP&F issues a publicly available financial report that includes financial statements and required supplementary information for the plan. That report may be obtained by writing to the OP&F, 140 East Town Street, Columbus, Ohio 43215-5164.

Funding Policy - The Ohio Revised Code provides for contribution requirements of the participating employers and of plan members to the OP&F (defined benefit pension plan). Participating employers are required to contribute to the pension plan at rates expressed as percentages of the payroll of active pension plan members, currently, 19.50% and 24.00% of covered payroll for police and fire employers, respectively. The Ohio Revised Code states that the employer contribution may not exceed 19.50% of covered payroll for police employer units and 24.00% of covered payroll for fire employer units. Active members do not make contributions to the OPEB Plan.

OP&F maintains funds for health care in two separate accounts, one account is for health care benefits under an Internal Revenue Code Section 115 trust and the other account is for Medicare Part B reimbursements administered as an Internal Revenue Code Section 401(h) account, both of which are within the defined benefit pension plan, under the authority granted by the Ohio Revised Code to the OP&F Board of Trustees.

CITY OF YOUNGSTOWN, OHIO

**NOTES TO THE BASIC FINANCIAL STATEMENTS
FOR THE YEAR ENDED DECEMBER 31, 2011**

NOTE 17 - POSTRETIREMENT BENEFIT PLANS - (Continued)

The Board of Trustees is authorized to allocate a portion of the total employer contributions made into the pension plan into the Section 115 trust and the Section 401(h) account as the employer contribution for retiree health care benefits. For the year ended December 31, 2011, the employer contribution allocated to the health care plan was 6.75% of covered payroll. The amount of employer contributions allocated to the health care plan each year is subject to the Trustees' primary responsibility to ensure that the pension benefits are adequately funded and is limited by the provisions of Sections 115 and 401(h).

The OP&F Board of Trustees also is authorized to establish requirements for contributions to the health care plan by retirees and their eligible dependents, or their surviving beneficiaries. Payment amounts vary depending on the number of covered dependents and the coverage selected.

The City's contributions to OP&F which were allocated to fund post-employment healthcare benefits for police officers and firefighters were \$694,627 and \$528,637 for the year ended December 31, 2011, \$778,455 and \$545,621 for the year ended December 31, 2010, and \$798,420 and \$555,501 for the year ended December 31, 2009. The full amount has been contributed for 2010 and 2009. 72.76% has been contributed for police and 71.25% has been contributed for firefighters for 2011.

NOTE 18 - BUDGETARY BASIS OF ACCOUNTING

While reporting financial position, results of operations, and changes in fund balance on the basis of generally accepted accounting principles (GAAP), the budgetary basis as provided by law is based upon accounting for certain transactions on a basis of cash receipts and disbursements.

The statement of revenue, expenditures and changes in fund balance - budget and actual (non-GAAP budgetary basis) presented for the general fund, fire levy, police levy, community development and Covelli Centre fund are presented on the budgetary basis to provide a meaningful comparison of actual results with the budget. The major differences between the budget basis and the GAAP basis are that:

- (a) Revenues and other financing sources are recorded when received in cash (budget basis) as opposed to when susceptible to accrual (GAAP basis);
- (b) Expenditures and other financing uses are recorded when paid in cash (budget basis) as opposed to when the liability is incurred (GAAP basis);
- (c) In order to determine compliance with Ohio law, and to reserve that portion of the applicable appropriation, total outstanding encumbrances (budget basis) are recorded as the equivalent of an expenditure, as opposed to assigned, committed, or restricted fund balance for that portion of outstanding encumbrances not already recognized as an account payable (GAAP basis); and
- (d) Some funds are included in the general fund (GAAP basis), but have separate legally adopted budgets (budget basis).

CITY OF YOUNGSTOWN, OHIO

NOTES TO THE BASIC FINANCIAL STATEMENTS
FOR THE YEAR ENDED DECEMBER 31, 2011

NOTE 18 - BUDGETARY BASIS OF ACCOUNTING - (Continued)

The following table summarizes the adjustments necessary to reconcile the GAAP basis statements (as reported in the fund financial statements) to the budgetary basis statements for all governmental funds for which a budgetary basis statement is presented:

	Net Change in Fund Balance				
	<u>General</u>	<u>Fire Levy</u>	<u>Police Levy</u>	<u>Community Development</u>	<u>Covelli Centre</u>
Budget basis	\$ 370,489	\$ 212,813	\$ 176,302	\$ (34,263)	\$ 34,689
Net adjustment for revenue accruals	(46,166)	1,500	153,684	(32,266)	17,745
Net adjustment for expenditure accruals	(1,373,531)	56,423	(11,572)	41,677	278,698
Net adjustment for other financing sources/uses	1,387,343	-	-	-	(295,000)
Funds budgeted elsewhere	114,847	-	-	-	-
Adjustment for encumbrances	<u>351,072</u>	<u>10,463</u>	<u>100,666</u>	<u>1,063</u>	<u>-</u>
GAAP basis	<u>\$ 804,054</u>	<u>\$ 281,199</u>	<u>\$ 419,080</u>	<u>\$ (23,789)</u>	<u>\$ 36,132</u>

Certain funds that are legally budgeted in separate special revenue funds are considered part of the general fund on a GAAP basis. This includes the emergency 911 system fund, the unclaimed monies fund, the federal plaza ad hoc committee fund, and the rental property registration fund.

NOTE 19 - COOPERATIVE AND JOINT ECONOMIC DEVELOPMENT ZONE AGREEMENT

On October 14, 2009, the City entered into a Cooperative and Joint Economic Development Zone Agreement (JEDZ) with the City of Girard. V&M Star Company (the "Company") is constructing a new rolling mill and expanding its existing manufacturing facilities on a site adjacent to its existing facilities in both the City of Youngstown and the City of Girard (the "Cities"). The Cities entered into the agreement to induce the Company to proceed with the construction of the project in a way that is beneficial to both cities, to increase jobs and employment opportunities, and to revitalize a deteriorated are of the cities.

The JEDZ Agreement defines the boundary lines of the JEDZ, public infrastructure improvements to the expansion site, income tax sharing, sharing of building permit fees, and tax increment financing.

CITY OF YOUNGSTOWN, OHIO

NOTES TO THE BASIC FINANCIAL STATEMENTS FOR THE YEAR ENDED DECEMBER 31, 2011

NOTE 20 - CONTINGENT LIABILITIES

A. Litigation

The City of Youngstown is currently party to legal proceedings seeking damages or injunctive relief generally incidental to its operations and pending projects. The City's management is of the opinion that ultimate disposition of these claims and legal proceedings will not have a material effect, if any, on the financial condition of the City.

The Youngstown Municipal Court judges are seeking writs of mandamus to compel the City of Youngstown to provide them suitable accommodations and to pay for their legal representation. The chances of a Writ ordering the City to provide suitable accommodations are high, but such a writ would not result in a monetary judgment. It will still however, remain the City's obligation to provide suitable accommodations as part of its regular budget process.

On October 26, 1998, the U.S. EPA filed an enforcement action in Federal Court seeking injunctive relief and penalties against the City for violations of the Clean Water Act. On March 5, 2002, the U.S. EPA and the City entered into a consent decree. Pursuant to that decree, the City paid \$90,000 in penalties to the U.S. EPA and the Ohio EPA.

In addition, the consent decree called for the City to make various short-term improvements to its collection system (all completed at present), submit reports to the U.S. and Ohio EPAs on a regular basis and develop a long-term control plan (LTCP) for its combined sewer overflows. Preliminary estimates of a LTCP place the cost at anywhere from \$200 to \$500 million dollars and anywhere from 15 years to 25 years to complete, with monitoring to determine if the City is meeting requirements of the Clean Water Act thereafter. The consent calls for stipulated penalties if the City fails to meet certain milestones in its LTCP. However, stipulated penalties do not arise until the City submitted a financial assessment of a proposed LTCP and the U.S. EPA has yet to approve it. The City and the U.S. EPA have been unable to agree as to how much the City can afford and should be required to spend on a LTCP and how much time it should have to complete the plan. Because the plan has not been approved, no milestones have been set and no stipulated penalties invoked.

The EPA recently re-established contact with the City in regard to the establishment of a long-term control plan. The EPA informed the City that it had determined that the fulfillment of such a plan would be a "high burden" on the City and that, therefore, it would be willing to accept a plan which would be carried out in a series of phases. The goal of the negotiations is to reach an agreed upon long-term control plan by the end of January 2012. Phase I will likely cost between One Hundred Million Dollars and One Hundred Fifty Million Dollars and be executed over a period of ten to fifteen years. It will be funded through a series of already ongoing sewer rate increases.

B. Federal and State Grants

For the period January 1, 2011, to December 31, 2011, the City received federal and State grants for specific purposes that are subject to review and audit by the grantor agencies or their designee. Such audits could lead to a request for reimbursement to the grantor agency for expenditures disallowed under the terms of the grant. Based on prior experience, the City believes such disallowance, if any, would be immaterial.

CITY OF YOUNGSTOWN, OHIO

NOTES TO THE BASIC FINANCIAL STATEMENTS
FOR THE YEAR ENDED DECEMBER 31, 2011

NOTE 21 - FUND BALANCE

Fund balance is classified as nonspendable, restricted, committed, assigned and/or unassigned based primarily on the extent to which the City is bound to observe constraints imposed upon the use of resources in the governmental funds. The constraints placed on fund balance for the major governmental funds and all other governmental funds are presented below:

Fund balance	General	Fire Levy	Police Levy	Community Development
Nonspendable:				
Materials and supplies				
inventory	\$ -	\$ 1,384	\$ 3,945	\$ 178
Unclaimed monies	46,118	-	-	-
Notes receivable	<u>3,000,000</u>	<u>-</u>	<u>-</u>	<u>-</u>
Total nonspendable	<u>3,046,118</u>	<u>1,384</u>	<u>3,945</u>	<u>178</u>
Restricted:				
Capital projects	-	-	-	-
Debt service	-	-	-	-
Community development	-	-	-	787,635
Street maintenance and repair	-	-	-	-
Public health and welfare	-	-	-	-
Law enforcement	-	-	-	-
Leisure time activities	<u>-</u>	<u>-</u>	<u>-</u>	<u>-</u>
Total restricted	<u>-</u>	<u>-</u>	<u>-</u>	<u>787,635</u>
Committed:				
Community development	-	-	-	-
Law enforcement	<u>-</u>	<u>-</u>	<u>-</u>	<u>-</u>
Total committed	<u>-</u>	<u>-</u>	<u>-</u>	<u>-</u>
Assigned:				
Community development	102,001	-	-	-
Public health and welfare	6,167	-	-	-
Law enforcement	60,032	-	-	-
General government	37,710	-	-	-
Community environment	55	-	-	-
Utilities	<u>149,524</u>	<u>-</u>	<u>-</u>	<u>-</u>
Total assigned	<u>355,489</u>	<u>-</u>	<u>-</u>	<u>-</u>
Unassigned (deficit)	<u>729,112</u>	<u>(707,752)</u>	<u>(105,904)</u>	<u>-</u>
Total fund balances	<u>\$ 4,130,719</u>	<u>\$ (706,368)</u>	<u>\$ (101,959)</u>	<u>\$ 787,813</u>

-- Continued

CITY OF YOUNGSTOWN, OHIO

NOTES TO THE BASIC FINANCIAL STATEMENTS
FOR THE YEAR ENDED DECEMBER 31, 2011

NOTE 21 - FUND BALANCE - (Continued)

--Continued	Covelli Centre	Bond Retirement	Nonmajor Governmental Funds	Total Governmental Funds
Fund balance				
Nonspendable:				
Materials and supplies				
inventory	\$ -	\$ -	\$ 1,596	\$ 7,103
Unclaimed monies	-	-	-	46,118
Notes receivable	-	-	-	3,000,000
Total nonspendable	-	-	1,596	3,053,221
Restricted:				
Capital projects	-	-	6,319,620	6,319,620
Debt service	-	416,671	-	416,671
Community development	-	-	105,884	893,519
Street maintenance and repair	-	-	970,147	970,147
Public health and welfare	-	-	119,481	119,481
Law enforcement	-	-	783,450	783,450
Leisure time activities	-	-	299,639	299,639
Total restricted	-	416,671	8,598,221	9,802,527
Committed:				
Community development	-	-	59,769	59,769
Law enforcement	-	-	126,228	126,228
Total committed	-	-	185,997	185,997
Assigned:				
Community development	-	-	-	102,001
Public health and welfare	-	-	-	6,167
Law enforcement	-	-	-	60,032
General government	-	-	-	37,710
Community environment	-	-	-	55
Utilities	-	-	-	149,524
Total assigned	-	-	-	355,489
Unassigned (deficit)	(222,112)	-	-	(306,656)
Total fund balances	\$ (222,112)	\$ 416,671	\$ 8,785,814	\$ 13,090,578

CITY OF YOUNGSTOWN, OHIO

**NOTES TO THE BASIC FINANCIAL STATEMENTS
FOR THE YEAR ENDED DECEMBER 31, 2011**

NOTE 22 - OTHER COMMITMENTS

The City utilizes encumbrance accounting as part of its budgetary controls. Encumbrances outstanding at year end may be reported as part of restricted, committed, or assigned classifications of fund balance. At year end, the City's commitments for encumbrances in the governmental funds were as follows:

<u>Fund</u>	<u>Year-End Encumbrances</u>
General fund	\$ 193,456
Fire levy fund	972
Police levy fund	20,889
Community development fund	1,063
Other governmental	<u>346,395</u>
Total	<u>\$ 562,775</u>

NOTE 23 - SIGNIFICANT SUBSEQUENT EVENTS

The following notes were due and refinanced in 2012:

- The \$11,625,000 series 2011 taxable convocation center notes were retired and \$11,330,000 was refinanced on September 21, 2012.
- The \$1,100,000 2011 taxable street improvement notes were retired and \$1,000,000 was refinanced on November 29, 2012.

THIS PAGE INTENTIONALLY LEFT BLANK.

CITY OF YOUNGSTOWN
MAHONING COUNTY

SCHEDULE OF EXPENDITURES OF FEDERAL AWARDS
FOR THE YEAR ENDED DECEMBER 31, 2011

Federal Grantor/ <i>Pass Through Grantor</i> Program Title	Pass Through Entity Number	Federal CFDA Number	Disbursements
U.S DEPARTMENT OF HOUSING AND URBAN DEVELOPMENT			
<i>Direct Programs</i>			
<i>Community Development Block Grant Entitlement Grants (CDBG) Cluster</i>			
Community Development Block Grant/ Entitlement Grants - 31st Year	B-05-MC-39-0023	14.218	115 2,811
Community Development Block Grant/ Entitlement Grants - 34th Year	B-08-MC-39-0023	14.218	111 2,055
Community Development Block Grant/ Entitlement Grants - 35th Year	B-09-MC-39-0023	14.218	534,514
Community Development Block Grant/ Entitlement Grants - 36th Year	B-10-MC-39-0023	14.218	1,487,890
Community Development Block Grant/ Entitlement Grants - 37th Year	B-11-MC-39-0023	14.218	1,826,111
Community Development Block Grant/ Neighborhood Stabilization Program	B-08-MN-39-0014	14.218	<u>560,078</u>
<i>Subtotal Community Development Block Grant/ Entitlement Grants Cluster</i>			<u>4,473,459</u>
Emergency Shelter Grants Program	S-10-MC-39-0023	14.231	99,238
Emergency Shelter Grants Program	S-11-MC-39-0023	14.231	<u>53,991</u>
<i>Subtotal</i>			<u>153,229</u>
HOME Investment Partnerships Program	MC-07-MC-39-0023	14.239	22,180
HOME Investment Partnerships Program	MC-08-MC-39-0023	14.239	205
HOME Investment Partnerships Program	MC-09-MC-39-0023	14.239	65,366
HOME Investment Partnerships Program	MC-10-MC-39-0023	14.239	626,866
HOME Investment Partnerships Program	MC-11-MC-39-0023	14.239	<u>146,936</u>
<i>Subtotal</i>			<u>861,553</u>
ARRA - Homlessness Prevention and Rapid Re-Housing Program	S-09-MY-39-0023	14.257	<u>621,815</u>
<i>Subtotal</i>			<u>621,815</u>
Total U.S. Department of Housing and Urban Development			<u>6,110,056</u>

CITY OF YOUNGSTOWN
MAHONING COUNTY

SCHEDULE OF EXPENDITURES OF FEDERAL AWARDS
FOR THE YEAR ENDED DECEMBER 31, 2011

Federal Grantor/ <i>Pass Through Grantor</i> Program Title	Pass Through Entity Number	Federal CFDA Number	Disbursements
<u>U.S. DEPARTMENT OF JUSTICE</u>			
<i>Justice Assistance Grants (JAG) Program Cluster</i>			
<i>Direct Programs</i>			
Edward Byrne Memorial Justice Grant Program	2011-DJ-BX-3291	16.738	49,499
Edward Byrne Memorial Justice Grant Program	2007-JG-LSS-9279	16.738	24,783
<i>Passed Through Governor's Office of Criminal Justice Services</i>			
Edward Byrne Memorial Justice Grant Program	2010-JG-A02-6811	16.738	69,935
<i>Subtotal JAG Program Cluster</i>			144,217
<i>Direct Programs</i>			
ARRA - Public Safety Partnership and Community Policing Grant	2009-RK-WX-0682	16.710	645,003
Bulletproof Vest Partnership Program	2010-BU-BX-06030580	16.607	21,418
Bulletproof Vest Partnership Program	2006-BU-BX-06030580	16.607	205
Congressionally Recommended Awards	2009-D1-BX-0287	16.753	3,670
<i>Passed Through Governor's Office of Criminal Justice Services</i>			
ARRA - Violence Against Women Formula Grants	2006-PS-CAG-403	16.588	8,998
<i>Total U.S. Department of Justice</i>			823,511
<u>U.S. DOT- FEDERAL HIGHWAY ADMINISTRATION</u>			
<i>Passed Through The Ohio Department of Transportation</i>			
ARRA - Highway Planning and Construction	86325	20.205	186,832
	87521	20.205	50,943
Highway Planning and Construction	80675	20.205	263,858
	81055	20.205	11,795
	82086	20.205	64,277
	87408	20.205	24,141
	91502	20.205	641,732
<i>Subtotal</i>			1,243,578

CITY OF YOUNGSTOWN
MAHONING COUNTY

SCHEDULE OF EXPENDITURES OF FEDERAL AWARDS
FOR THE YEAR ENDED DECEMBER 31, 2011

Federal Grantor/ <i>Pass Through Grantor</i> Program Title	Pass Through Entity Number	Federal CFDA Number	Disbursements
<i>Passed Through The Ohio Rail Development Commission</i>			
ARRA - Brier Hill Industrial Park Rail Modernization	86887	20.205	3,925,969
Total U.S. DOT - Federal Highway Administration			5,169,547
<u>NATIONAL HIGHWAY TRAFFIC SAFETY ADMINISTRATION</u>			
<i>Passed Through Governor's Office of Highway Safety</i>			
Alcohol Impaired Driving Countermeasures Incentive Grants I	HVEO-2011-50-00-00472-00	20.601	45,244
Total National Highway Traffic Safety Administration			45,244
<u>U.S DEPARTMENT OF ENERGY</u>			
<i>Direct Programs</i>			
ARRA - Energy Efficiency and Conservation Block Grant	DE-SC0002996	81.128	347,720
Total U.S. Department of Energy			347,720
<u>U.S DEPARTMENT OF HEALTH AND HUMAN SERVICES</u>			
<i>Passed Through Ohio Department of Health</i>			
<i>Immunization Cluster:</i>			
Immunization Grants	50-2-001-2-IM-0411	93.268	84,161
<i>Subtotal Immuniation Cluster</i>			84,161
HIV Activities-Health Department Based	50-2-001-2-HP-0411	93.940	139,066
Preventive Health Services-Sexually Transmitted Diseases Control Grants	50-2-001-2-ST-0412	93.977	16,346
Maternal and Child Health Services Block Grants to the States	50-2-001-1-DS-0441	93.994	30,613
<i>Subtotal</i>			186,025
Total U.S. Department of Health and Human Services			270,186
<u>U.S. ENVIRONMENTAL PROTECTION AGENCY</u>			
<i>Passed Through Ohio Environmental Protection Agency</i>			
Air Pollution Control Program Support	SFY 2011-12	66.001	13,529
Air Pollution Control Program Support	SFY 2010-11	66.001	134,412
<i>Subtotal</i>			147,941
Total U.S. Environmental Protection Agency			147,941

CITY OF YOUNGSTOWN
MAHONING COUNTY

SCHEDULE OF EXPENDITURES OF FEDERAL AWARDS
FOR THE YEAR ENDED DECEMBER 31, 2011

Federal Grantor/ <i>Pass Through Grantor</i> Program Title	Pass Through Entity Number	Federal CFDA Number	Disbursements
<u>U.S. DEPARTMENT OF HOMELAND SECURITY</u>			
<i>Direct Programs</i>			
Assistance to Firefighters Grant	EMW-2010-FO-00051	97.044	159,856
Assistance to Firefighters Grant	EMW-2007-FF-00915	97.044	113,857
<i>Total U.S. Department of Homeland Security</i>			<u>273,713</u>
<u>U.S. DEPARTMENT OF AGRICULTURE</u>			
<i>Passed Through Ohio Department of Education</i>			
Summer Food Service Program for Children		10.559	41,091
<i>Total U.S. Department of Homeland Security</i>			<u>41,091</u>
Total Expenditures of Federal Awards			<u>\$13,229,009</u>

The accompanying notes to this schedule are an integral part of this schedule.

**CITY OF YOUNGSTOWN
MAHONING COUNTY**

**NOTES TO THE SCHEDULE OF EXPENDITURES OF FEDERAL AWARDS
YEAR ENDED DECEMBER 31, 2011**

NOTE A - SIGNIFICANT ACCOUNTING POLICIES

The accompanying Schedule of Expenditures of Federal Awards (the Schedule) reports the City of Youngstown's (the City's) federal award programs' receipts and disbursements. The schedule has been prepared on the cash basis of accounting.

NOTE B - SUBRECIPIENTS

The City passes certain federal awards received from The U.S. Department of Housing and Urban Development to other governments or not-for-profit agencies (subrecipients). As Note A describes, the City reports expenditures of Federal awards to subrecipients when paid in cash.

As a subrecipient, the city has certain compliance responsibilities, such as monitoring its subrecipients to help assure they use these subawards as authorized by laws, regulations, and the provisions of contracts or grant agreements, and that subrecipients achieve the award's performance goals.

NOTE C - COMMUNITY DEVELOPMENT BLOCK GRANT (CDBG) REVOLVING LOAN PROGRAMS

The City has a revolving loan fund (RLF) program to provide low-interest loans to businesses to create jobs for low to moderate income persons and also to lend money to eligible persons to rehabilitate homes. The federal Department of Housing and Urban Development (HUD) grants money for these loans to the City. The Schedule reports loans made and administrative costs as disbursements on the Schedule. Subsequent loans are subject to the same compliance requirements imposed by HUD as the initial loans.

These loans are collateralized by mortgages on the property and/or tangible personal property.

Activity in the CDBG revolving loan fund during 2011 is as follows:

Beginning loans receivable balance as of January 1, 2011	\$548,661
Loans made	
Loan principal repaid	7,898
Ending loans receivable balance as of December 31, 2011	\$540,763

It is not practical to determine either the amount of cash on hand or administrative costs attributable to CDBG loans as financial activity of the CDBG loan programs are commingled with other CDBG program funds.

The table above reports loans receivable net of allowance for uncollectible accounts.

NOTE D - MATCHING REQUIREMENTS

Certain Federal programs require the City to contribute non-Federal funds (matching funds) to support the Federally-funded programs. The City has met its matching requirements. The Schedule does not include the expenditure of non-Federal matching funds.

THIS PAGE INTENTIONALLY LEFT BLANK.



Dave Yost • Auditor of State

INDEPENDENT ACCOUNTANTS' REPORT ON INTERNAL CONTROL OVER FINANCIAL REPORTING AND ON COMPLIANCE AND OTHER MATTERS REQUIRED BY *GOVERNMENT AUDITING STANDARDS*

City of Youngstown
Mahoning County
26 S. Phelps St.
Youngstown, Ohio 44503

To the Members of Council:

We have audited the financial statements of the governmental activities, the business-type activities, each major fund, and the aggregate remaining fund information of the City of Youngstown, Mahoning County, (the City) as of and for the year ended December 31, 2011, which collectively comprise the City's basic financial statements and have issued our report thereon dated September 25, 2013, wherein we noted the City made a prior period adjustment to report the portion of the notes payable outstanding at December 31, 2010, that were refinanced prior to the issuance of the financial statements and have a new maturity beyond the end of the year. We conducted our audit in accordance with auditing standards generally accepted in the United States of America and the standards applicable to financial audits contained in the Comptroller General of the United States' *Government Auditing Standards*.

Internal Control Over Financial Reporting

In planning and performing our audit, we considered the City's internal control over financial reporting as a basis for designing our audit procedures for the purpose of expressing our opinions on the financial statements, but not for the purpose of opining on the effectiveness of the City's internal control over financial reporting. Accordingly, we have not opined on the effectiveness of the City's internal control over financial reporting.

Our consideration of internal control over financial reporting was for the limited purpose described in the preceding paragraph and was not designed to identify all deficiencies in internal control over financial reporting that might be significant deficiencies or material weaknesses. Therefore, we cannot assure that we have identified all deficiencies, significant deficiencies or material weaknesses. However, as described in the accompanying schedule of findings we identified certain deficiencies in internal control over financial reporting, that we consider a material weakness and another deficiency we consider to be a significant deficiency.

A *deficiency in internal control* exists when the design or operation of a control does not allow management or employees, when performing their assigned functions, to prevent, or detect and timely correct misstatements. A *material weakness* is a deficiency, or a combination of deficiencies, in internal control such that there is a reasonable possibility that a material misstatement of the entity's financial statements will not be prevented, or detected and timely corrected. We consider finding 2011-03 described in the accompanying schedule of findings to be a material weakness.

A significant deficiency is a deficiency, or a combination of deficiencies in internal control that is less severe than a material weakness, yet important enough to merit attention by those charged with governance. We consider finding 2011-02 described in the accompanying schedule of findings to be a significant deficiency.

Compliance and Other Matters

As part of reasonably assuring whether the City's financial statements are free of material misstatement, we tested its compliance with certain provisions of laws, regulations, contracts, and grant agreements, noncompliance with which could directly and materially affect the determination of financial statement amounts. However, providing an opinion on compliance with those provisions was not an objective of our audit and accordingly, we do not express an opinion. The results of our tests disclosed an instance of noncompliance or other matters we must report under *Government Auditing Standards* which is described in the accompanying schedule of findings as item 2011-01.

We also noted certain matters not requiring inclusion in this report that we reported to the City's management in a separate letter dated September 25, 2013.

The City's responses to the findings identified in our audit are described in the accompanying corrective action plan. We did not audit the City's responses and, accordingly, we express no opinion on them.

We intend this report solely for the information and use of management, City Council, federal awarding agencies and pass-through entities, and others within the City. We intend it for no one other than these specified parties.



Dave Yost
Auditor of State

September 25, 2013



Dave Yost • Auditor of State

INDEPENDENT ACCOUNTANTS' REPORT ON COMPLIANCE WITH REQUIREMENTS APPLICABLE TO EACH MAJOR FEDERAL PROGRAM AND ON INTERNAL CONTROL OVER COMPLIANCE REQUIRED BY OMB CIRCULAR A-133

City of Youngstown
Mahoning County
26 S. Phelps St.
Youngstown, Ohio 44503

To the Members of Council:

Compliance

We have audited the compliance of the City of Youngstown (the City) with the types of compliance requirements described in the U.S. Office of Management and Budget (OMB) *Circular A-133, Compliance Supplement* that could directly and materially affect each of the City of Youngstown's major federal programs for the year ended December 31, 2011. The *summary of auditor's results* section of the accompanying schedule of findings identifies the City's major federal programs. The City's management is responsible for complying with the requirements of laws, regulations, contracts, and grants applicable to each major federal program. Our responsibility is to opine on the City's compliance based on our audit.

Our compliance audit followed auditing standards generally accepted in the United States of America; the standards applicable to financial audits included in the Comptroller General of the United States' *Government Auditing Standards*; and OMB Circular A-133, *Audits of States, Local Governments, and Non-Profit Organizations*. These standards and OMB Circular A-133 require that we plan and perform the audit to reasonably assure whether noncompliance occurred with the compliance requirements referred to above that could directly and materially affect a major federal program. An audit includes examining, on a test basis, evidence about the City's compliance with these requirements and performing other procedures we considered necessary in the circumstances. We believe our audit provides a reasonable basis for our opinion. Our audit does not provide a legal determination on the City's compliance with these requirements.

In our opinion, the City of Youngstown complied, in all material respects, with the requirements referred to above that could directly and materially affect each of its major federal programs for the year ended December 31, 2011. However, the results of our auditing procedures disclosed an instance of noncompliance with these requirements that, while not affecting our opinion on compliance, OMB Circular A-133 requires us to report. The accompanying schedule of findings lists this instance as Finding 2011-04.

Internal Control Over Compliance

The City's management is responsible for establishing and maintaining effective internal control over compliance with the requirements of laws, regulations, contracts, and grants applicable to federal programs.

101 Central Plaza South, 700 Chase Tower, Canton, Ohio 44702-1509
Phone: 330-438-0617 or 800-443-9272 Fax: 330-471-0001

www.ohioauditor.gov

City of Youngstown
Independent Accountants' Report On Compliance With Requirements
Applicable To Each Major Federal Program And On Internal Control
Over Compliance Required By OMB Circular A-133
Page 2

In planning and performing our audit, we considered the City's internal control over compliance with requirements that could directly and materially affect a major federal program, to determine our auditing procedures for the purpose of opining on compliance and to test and report on internal control over compliance in accordance with OMB Circular A-133, but not for the purpose of opining on the effectiveness of internal control over compliance. Accordingly, we have not opined on the effectiveness of the City's internal control over compliance.

A deficiency in internal control over compliance exists when the design or operation of a control over compliance does not allow management or employees, when performing their assigned functions, to prevent, or to timely detect and correct, noncompliance with a federal program compliance requirement. A *material weakness in internal control over compliance* is a deficiency, or combination of deficiencies, in internal control over compliance, such that there is a reasonable possibility that material noncompliance with a federal program compliance requirement will not be prevented, or timely detected and corrected.

Our consideration of internal control over compliance was for the limited purpose described in the first paragraph of this section and would not necessarily identify all deficiencies in internal control over compliance that might be deficiencies, significant deficiencies or material weaknesses. We did not identify any deficiencies in internal control over compliance that we consider to be material weaknesses, as defined above.

The City's response to the finding we identified is described in the accompanying ~~Exhibit A~~. We did not audit the City's response and, accordingly, we express no opinion on it.

We intend this report solely for the information and use of the management, City Council, others within the entity, federal awarding agencies, and pass-through entities. It is not intended for anyone other than these specified parties.



Dave Yost
Auditor of State

September 25, 2013

**CITY OF YOUNGSTOWN
MAHONING COUNTY**

**SCHEDULE OF FINDINGS
OMB CIRCULAR A -133 § .505
DECEMBER 31, 2011**

1. SUMMARY OF AUDITOR'S RESULTS

<i>(d)(1)(i)</i>	Type of Financial Statement Opinion	Unqualified
<i>(d)(1)(ii)</i>	Were there any material control weaknesses reported at the financial statement level (GAGAS)?	Yes
<i>(d)(1)(ii)</i>	Were there any significant deficiencies in internal control reported at the financial statement level (GAGAS)?	Yes
<i>(d)(1)(iii)</i>	Was there any reported material noncompliance at the financial statement level (GAGAS)?	Yes
<i>(d)(1)(iv)</i>	Were there any material internal control weaknesses reported for major federal programs?	No
<i>(d)(1)(iv)</i>	Were there any significant deficiencies in internal control reported for major federal programs?	No
<i>(d)(1)(v)</i>	Type of Major Programs' Compliance Opinion	Unqualified
<i>(d)(1)(vi)</i>	Are there any reportable findings under § .510(a)?	Yes
<i>(d)(1)(vii)</i>	Major Programs (list):	Community Development Block Grant Entitlement Cluster - 14.218 HOME Investments Partnership Program - 14.239 ARRA Homelessness Prevention and Rapid Re-housing Program- 14.257 ARRA Public Safety Partnership and Community Policing Grant - 16.710 ARRA Highway Planning and Construction - 20.205
<i>(d)(1)(viii)</i>	Dollar Threshold: Type A/B Programs	Type A: > \$ 396,870 Type B: all others
<i>(d)(1)(ix)</i>	Low Risk Auditee?	No

**2. FINDINGS RELATED TO THE FINANCIAL STATEMENTS
REQUIRED TO BE REPORTED IN ACCORDANCE WITH GAGAS**

FINDING NUMBER 2011-01

Noncompliance

Ohio Revised Code § 5705.10(H) provides that money paid into any fund shall be used only for the purposes for which such fund was established. The existence of a deficit balance in any fund indicates that money from another fund or funds have been used to pay the obligations of the fund carrying the deficit balance.

As of December 31, 2011, the following funds had negative cash balances:

General Fund (Fund 1001) \$1,353,850
HIV Prevention (Fund 2407) \$30,786
CDA (Fund 2601) \$29,152
Water Tank Fund (Fund 4104) \$548,829

In the General Fund the deficit occurred due to the City incorrectly classifying loans receivable as cash and cash equivalents, which overstated their general fund cash balance. The financial statements were adjusted to reflect the correct classification.

Ohio Revised Code 5705.36(A)(3) requires obtaining an increased amended certificate from the budget commission if the legislative authority intends to appropriate and expend excess revenue. **Ohio Revised Code 5705.36(A)(4)** requires obtaining a reduced amended certificate if the amount of the deficiency will reduce available resources below the current level of appropriation. The total appropriations made during a fiscal year from any fund must not exceed the amount contained in the certificate of estimated resources or the amended certificate of estimated resources which was certified prior to making the appropriation or supplemental appropriation.

Because of the reclassification of the loans receivable, the City's General Fund final appropriations less encumbrances of \$38,532,141 exceeded estimated resources (unencumbered beginning fund deficit plus estimated revenues) of \$36,664,179 by \$1,867,962.

We recommend the City comply with the aforementioned section of the Ohio Revised Code.

Officials' Response: See Corrective Action Plan.

FINDING NUMBER 2011-02

Significant Deficiency

The City of Youngstown participates in the Bureau of Workers' Compensation (BWC) Retrospective Rating Plan. BWC suggests that the participating employer set aside money to pay claims costs and also to defray the costs of reserves. BWC suggests the employer maintain an amount in reserve sufficient to cover at least the reserve amount provided in the Retrospective Premium Summary.

BWC provides the City with a Retrospective Premium Summary report annually. This report includes the actuarially determined amount that BWC recommends the City have on reserve in the Workers' Compensation (WC) Internal Service Fund. At December 31, 2011, BWC recommended the actuarially determined amount for the City of Youngstown to be \$2,160,298.

At December 31, 2011 the City only had \$1,016,360 in the WC fund, an underfunded difference of \$1,143,938.

Underfunding the WC Internal Service Fund could result in the City not having funds available to pay active claims. We recommend the City maintain an amount in reserve to sufficiently cover at least the reserves.

Officials' Response: See Corrective Action Plan.

FINDING NUMBER 2011-03

Material Weakness

Statement on Auditing Standards (SAS) No. 115, *Communicating Internal Control Related Matters Identified in an Audit*, establishes standards on communicating matters related to an entity's internal control as they apply to financial reporting.

Entities must have controls in place to ensure:

- The financial information submitted is accurate in all material respects and that all necessary disclosures were made.
- The internal control structure and procedures provide reasonable assurance as to the proper recording of financial transactions and balances.
- Management evaluated the effectiveness of the internal control structure over the financial information.

The City originally classified \$12,725,000 of debt as short-term note debt. However, a portion of the notes payable outstanding at December 31, 2010, was refinanced prior to the issuance of the financial statements and has a new maturity date beyond the end of the year in which the report is issued. Therefore, \$11,625,000 of these short-term obligations, along with \$170,076 of accrued interest have been removed from the Covelli Centre major fund, and \$1,100,000 of these short-term obligations, along with \$1,477 of accrued interest have been removed from Other Governmental Funds, and are reflected as long term obligations of the governmental activities.

Ohio Revised Code § 5705.41 (B) prohibits a subdivision from making an expenditure unless it has been properly appropriated. Because of the above reclassification, expenditures exceeded appropriations in the Covelli Center Fund by \$11,599,484 at the fund level.

We recommend the City implement controls and procedures related to financial reporting that will enable management to identify, prevent, detect and correct potential misstatements in the financial statement.

**FINDING NUMBER 2011-03
 (Continued)**

Officials' Response: See Corrective Action Plan.

3. FINDINGS FOR FEDERAL AWARDS

Finding Number	2011-04
CFDA Title and Number	Community Development Block Grant Entitlement Cluster - 14.218 HOME Investments Partnership Program - 14.239 ARRA Homelessness Prevention and Rapid Re-housing Program- 14.257 ARRA Public Safety Partnership and Community Policing Grant -16.710 ARRA Highway Planning and Construction - 20.205
Federal Award Number / Year	2011
Federal Agency	United States Department of Housing and Urban Development
Pass-Through Agency	Ohio Department of Housing and Urban Development

Noncompliance

OMB Circular A-133 Reporting Deadline

OMB Circular A-133 Section 200 (b) states that non-Federal entities that expend \$500,000 or more in a year in Federal awards shall have a single audit conducted in accordance with Section 500 except when they elect to have a program-specific audit conducted in accordance with paragraph (c) of this section.

OMB Circular A-133 Section 320 (a) states the audit shall be completed and the data collection form described in paragraph (b) of this section and reporting package described in paragraph (c) of this section shall be submitted within the earlier of 30 days after receipt of the auditor's report(s), or nine months after the end of the audit period, unless a longer period is agreed to in advance by the cognizant or oversight agency for audit. Unless restricted by law or regulation, the auditee shall make copies available for public inspection.

The City did not file its December 31, 2011 data collection form and reporting package by September 30, 2012.

We recommend the City submit its data collection form and reporting package within the time frame as required by OMB Circular A-133 Section 320.

Officials' Response: See Corrective Action Plan.

**CITY OF YOUNGSTOWN
MAHONING COUNTY**

**SCHEDULE OF PRIOR AUDIT FINDINGS AND QUESTIONED COSTS
OMB CIRCULAR A -133 § .315 (b)
DECEMBER 31, 2011**

Finding Number	Finding Summary	Fully Corrected?	Not Corrected, Partially Corrected; Significantly Different Corrective Action Taken; or Finding No Longer Valid; <i>Explain</i>
2010-01	ORC 5705.10, negative fund balance identified within the General Fund.	No	Not Corrected, repeated comment for the current year. See Finding Number 2011-01.
2010-02	ORC 5705.09(F) the City was accounting for sanitation revenue within the general fund	No	Not Corrected, this comment was repeated within the management letter.
2010-03	ORC 5705.10, proceeds from the sale of a fire station were deposited within the General Fund.	Yes	
2010-04	2 CFR 180.300, the City failed to verify that two entities were not suspended or debarred or otherwise excluded from participation in federal award programs.	Yes	
2010-05	10 CFR, Part 600, Subpart C 600.236(i), the City entered into a contract with a private contractor to develop and administer the City's Energy Efficiency and Conservation Block Grant. Several elements were excluded from that contract.	Yes	
2010-06	2 CFR, 176.210, the City failed to separately account for ARRA funding for the Highway Planning & Construction Cluster.	Yes	
2010-07	2 CFR 225 Appendix A, Part C, questioned cost issued for expenditures charged to the Energy Efficiency Block Grant in the amount totaling \$305,568.	Yes	

This page intentionally left blank.

This page intentionally left blank.



Dave Yost • Auditor of State

CITY OF YOUNGSTOWN

MAHONING COUNTY

CLERK'S CERTIFICATION

This is a true and correct copy of the report which is required to be filed in the Office of the Auditor of State pursuant to Section 117.26, Revised Code, and which is filed in Columbus, Ohio.

Susan Babbitt

CLERK OF THE BUREAU

**CERTIFIED
DECEMBER 19, 2013**