



Dave Yost • Auditor of State

**AVON LAKE CITY SCHOOL DISTRICT
LORAIN COUNTY**

TABLE OF CONTENTS

TITLE	PAGE
Schedule of Federal Awards Receipts and Expenditures.....	1
Notes to the Schedule of Federal Awards Receipts and Expenditures.....	2
Independent Auditor's Report on Internal Control Over Financial Reporting and on Compliance and Other Matters Required by <i>Government Auditing Standards</i>	3
Independent Auditor's Report on Compliance with Requirements Applicable to Its Major Federal Program and on Internal Control Over Compliance Required by OMB Circular A-133 and on the Schedule of Federal Awards Receipts and Expenditures Required by OMB Circular A-133	5
Schedule of Findings.....	9
Independent Accountants' Report on Applying Agreed-Upon Procedures.....	11

This page intentionally left blank.

**AVON LAKE CITY SCHOOL DISTRICT
LORAIN COUNTY**

**SCHEDULE OF FEDERAL AWARDS RECEIPTS AND EXPENDITURES
FOR THE YEAR ENDED JUNE 30, 2013**

Federal Grantor <i>Pass Through Grantor</i> Program Title	Federal CFDA Number	Grant Year	Receipts	Non-Cash Receipts	Expenditures	Non-Cash Expenditures
U.S. Department of Agriculture						
<i>Passed Through the Ohio Department of Education:</i>						
National School Lunch Program	10.555	2013	\$232,908	\$66,215	\$232,908	\$66,215
Total U.S. Department of Agriculture			232,908	66,215	232,908	66,215
U.S. Department of Education						
<i>Passed Through the Ohio Department of Education:</i>						
Special Education Cluster:						
Special Education-Grants to States	84.027	2012	444,484	0	0	0
	84.027	2013	618,461	0	618,461	0
			1,062,945	0	618,461	0
Special Education Preschool	84.173	2013	18,059	0	18,059	0
Total Special Education Cluster			1,081,004	0	636,520	0
Title I, Grants to Local Educational Agencies	84.010	2012	38,651	0	0	0
	84.010	2013	240,149	0	234,115	0
Total Title I, Grants to Local Educational Agencies			278,800	0	234,115	0
Education Technology State Grants	84.318	2012	593	0	0	0
Improving Teacher Quality State Grants	84.367	2013	62,150	0	62,150	0
Race to the Top	84.395	2012	15,000	0	10,793	0
	84.395	2013	67,371	0	68,307	0
Total Race to the Top			82,371	0	79,100	0
Total U.S. Department of Education			1,504,918	0	1,011,885	0
Total Federal Assistance			\$1,737,826	\$66,215	\$1,244,793	\$66,215

The notes to the Schedule of Federal Awards Receipts and Expenditures are an integral part of this statement.

**AVON LAKE CITY SCHOOL DISTRICT
LORAIN COUNTY**

**NOTES TO THE SCHEDULE OF FEDERAL AWARDS RECEIPTS AND EXPENDITURES
FISCAL YEAR ENDED JUNE 30, 2013**

NOTE A - SIGNIFICANT ACCOUNTING POLICIES

The accompanying Schedule of Federal Awards Receipts and Expenditures (the Schedule) reports the Avon Lake City School District's (the District's) federal award programs' receipts and disbursements. The Schedule has been prepared on the cash basis of accounting.

NOTE B - CHILD NUTRITION CLUSTER

The District commingles cash receipts from the U.S. Department of Agriculture with similar State grants. When reporting expenditures on this Schedule, the District assumes it expends federal monies first.

NOTE C – FOOD DONATION PROGRAM

The District reports commodities consumed on the Schedule at the entitlement value. The District allocated donated food commodities to the respective program that benefitted from the use of those donated food commodities.



Dave Yost • Auditor of State

INDEPENDENT AUDITOR'S REPORT ON INTERNAL CONTROL OVER FINANCIAL REPORTING AND ON COMPLIANCE AND OTHER MATTERS REQUIRED BY GOVERNMENT AUDITING STANDARDS

Avon Lake City School District
Lorain County
175 Avon Belden Road
Avon Lake, Ohio 44012

To the Board of Education:

We have audited, in accordance with auditing standards generally accepted in the United States and the Comptroller General of the United States' *Government Auditing Standards*, the financial statements of the governmental activities, each major fund, and the aggregate remaining fund information of the Avon Lake City School District, Lorain County, Ohio (the District) as of and for the year ended June 30, 2013, and the related notes to the financial statements, which collectively comprise the District's basic financial statements and have issued our report thereon dated September 9, 2013.

Internal Control Over Financial Reporting

As part of our financial statement audit, we considered the District's internal control over financial reporting (internal control) to determine the audit procedures appropriate in the circumstances to the extent necessary to support our opinions on the financial statements, but not to the extent necessary to opine on the effectiveness of the District's internal control. Accordingly, we have not opined on it.

A *deficiency in internal control* exists when the design or operation of a control does not allow management or employees, when performing their assigned functions, to prevent, or detect and timely correct misstatements. A *material weakness* is a deficiency, or combination of internal control deficiencies resulting in a reasonable possibility that internal control will not prevent or detect and timely correct a material misstatement of the District's financial statements. A *significant deficiency* is a deficiency, or a combination of deficiencies, in internal control that is less severe than a material weakness, yet important enough to merit attention by those charged with governance.

Our consideration of internal control was for the limited purpose described in the first paragraph of this section and was not designed to identify all internal control deficiencies that might be material weaknesses or significant deficiencies. Given these limitations, we did not identify any deficiencies in internal control that we consider material weaknesses. However, unidentified material weaknesses may exist.

Compliance and Other Matters

As part of reasonably assuring whether the District's financial statements are free of material misstatement, we tested its compliance with certain provisions of laws, regulations, contracts, and grant agreements, noncompliance with which could directly and materially affect the determination of financial statement amounts. However, opining on compliance with those provisions was not an objective of our audit and accordingly, we do not express an opinion. The results of our tests disclosed no instances of noncompliance or other matters we must report under *Government Auditing Standards*.

Lausche Building, 615 Superior Ave., NW, Twelfth Floor, Cleveland, Ohio 44113-1801
Phone: 216-787-3665 or 800-626-2297 Fax: 216-787-3361

www.ohioauditor.gov

Purpose of this Report

This report only describes the scope of our internal control and compliance testing and our testing results, and does not opine on the effectiveness of the District's internal control or on compliance. This report is an integral part of an audit performed under *Government Auditing Standards* in considering the District's internal control and compliance. Accordingly, this communication is not suitable for any other purpose.

A handwritten signature in black ink that reads "Dave Yost". The signature is written in a cursive style with a large, looping initial "D".

Dave Yost
Auditor of State
Columbus, Ohio

September 9, 2013



Dave Yost • Auditor of State

INDEPENDENT AUDITOR'S REPORT ON COMPLIANCE WITH REQUIREMENTS APPLICABLE TO ITS MAJOR FEDERAL PROGRAM AND ON INTERNAL CONTROL OVER COMPLIANCE REQUIRED BY OMB CIRCULAR A-133 AND ON THE SCHEDULE OF FEDERAL AWARDS RECEIPTS AND EXPENDITURES REQUIRED BY OMB CIRCULAR A-133

Avon Lake City School District
Lorain County
175 Avon Belden Road
Avon Lake, Ohio 44012

To the Board of Education:

Report on Compliance for Each Major Federal Program

We have audited the Avon Lake City School District's (the District) compliance with the applicable requirements described in the U.S. Office of Management and Budget (OMB) *Circular A-133, Compliance Supplement* that could directly and materially affect the Avon Lake City School District's major federal program for the year ended June 30, 2013. The *Summary of Audit Results* in the accompanying schedule of findings identifies the District's major federal program.

Management's Responsibility

The District's Management is responsible for complying with the requirements of laws, regulations, contracts, and grants applicable to its federal program.

Auditor's Responsibility

Our responsibility is to opine on the District's compliance for each of the District's major federal programs based on our audit of the applicable compliance requirements referred to above. Our compliance audit followed auditing standards generally accepted in the United States of America; the standards for financial audits included in the Comptroller General of the United States' *Government Auditing Standards*; and OMB Circular A-133, *Audits of States, Local Governments, and Non-Profit Organizations*. These standards and OMB Circular A-133 require us to plan and perform the audit to reasonably assure whether noncompliance with the applicable compliance requirements referred to above that could directly and materially affect a major federal program occurred. An audit includes examining, on a test basis, evidence about the District's compliance with those requirements and performing such other procedures as we considered necessary in the circumstances.

We believe our audit provides a reasonable basis for our compliance opinion on the District's major program. However, our audit does not provide a legal determination of the District's compliance.

Opinion on the Major Federal Program

In our opinion, the Avon Lake City School District complied, in all material respects with the compliance requirements referred to above that could directly and materially affect its major federal program for the year ended June 30, 2013.

Report on Internal Control Over Compliance

The District's management is responsible for establishing and maintaining effective internal control over compliance with the applicable compliance requirements referred to above. In planning and performing our compliance audit, we considered the District's internal control over compliance with the applicable requirements that could directly and materially affect a major federal program, to determine our auditing procedures appropriate for opining on each major federal program's compliance and to test and report on internal control over compliance in accordance with OMB Circular A-133, but not to the extent needed to opine on the effectiveness of internal control over compliance. Accordingly, we have not opined on the effectiveness of the District's internal control over compliance.

A deficiency in internal control over compliance exists when the design or operation of a control over compliance does not allow management or employees, when performing their assigned functions, to prevent, or to timely detect and correct, noncompliance with a federal program's applicable compliance requirement. *A material weakness in internal control over compliance* is a deficiency, or combination of deficiencies, in internal control over compliance, such that there is a reasonable possibility that material noncompliance with a federal program compliance requirement will not be prevented, or timely detected and corrected. *A significant deficiency in internal control over compliance* is a deficiency, or a combination of deficiencies, in internal control over compliance with federal program's applicable compliance requirement that is less severe than a material weakness in internal control over compliance, yet important enough to merit attention by those charged with governance.

Our consideration of internal control over compliance was for the limited purpose described in the first paragraph of this section and would not necessarily identify all deficiencies in internal control over compliance that might be material weaknesses or significant deficiencies. We did not identify any deficiencies in internal control over compliance that we consider to be material weaknesses. However, material weaknesses may exist that have not been identified.

This report only describes the scope of our internal control compliance tests and the results of this testing based on OMB Circular A-133 requirements. Accordingly, this report is not suitable for any other purpose.

Report on Schedule of Federal Awards Receipts and Expenditures Required by OMB Circular A-133

We have also audited the financial statements of the governmental activities, each major fund and the aggregate remaining fund information of the Avon Lake City School District (the District) as of and for the year ended June 30, 2013, and the related notes to the financial statements, which collectively comprise the District's financial statements. We issued our unmodified report thereon dated September 9, 2013. We conducted our audit to opine on the District's financial statements. The accompanying schedule of federal awards receipts and expenditures presents additional analysis required by the U.S. Office of Management and Budget Circular A-133, *Audits of States, Local Governments, and Non-Profit Organizations* and is not a required part of the financial statements. The schedule is management's responsibility, and was derived from and relates directly to the underlying accounting and other records management used to prepare the financial statements. We subjected this schedule to the auditing procedures we applied to the financial statements. We also applied certain additional procedures, including comparing and reconciling this schedule directly to the underlying accounting and other records used to prepare the financial statements or to the financial statements themselves, in accordance with auditing standards generally accepted in the United States of America. In our opinion, this schedule is fairly stated, in all material respects, in relation to the financial statements taken as a whole.

Avon Lake City School District
Lorain County
Independent Auditor's Report on Compliance with Requirements
Applicable to Its Major Federal Program and on Internal Control Over
Compliance Required by OMB Circular A-133
Page 3

A handwritten signature in black ink that reads "Dave Yost". The signature is written in a cursive style with a large, looping "D" and "Y".

Dave Yost
Auditor of State
Columbus, Ohio

September 9, 2013

This page intentionally left blank.

**AVON LAKE CITY SCHOOL DISTRICT
LORAIN COUNTY**

**SCHEDULE OF FINDINGS
OMB CIRCULAR A-133 § .505
JUNE 30, 2013**

1. SUMMARY OF AUDITOR'S RESULTS

(d)(1)(i)	Type of Financial Statement Opinion	Unmodified
(d)(1)(ii)	Were there any material control weaknesses reported at the financial statement level (GAGAS)?	No
(d)(1)(ii)	Were there any significant deficiencies in internal control reported at the financial statement level (GAGAS)?	No
(d)(1)(iii)	Was there any reported material noncompliance at the financial statement level (GAGAS)?	No
(d)(1)(iv)	Were there any material internal control weaknesses reported for major federal programs?	No
(d)(1)(iv)	Were there any significant deficiencies in internal control reported for major federal programs?	No
(d)(1)(v)	Type of Major Programs' Compliance Opinion	Unmodified
(d)(1)(vi)	Are there any reportable findings under § .510(a)?	No
(d)(1)(vii)	Major Programs (list):	<u>Special Education Cluster:</u> Special Education, Grants to States – CFDA #84.027; Special Education Preschool – CFDA #84.173
(d)(1)(viii)	Dollar Threshold: Type A/B Programs	Type A: > \$ 300,000 Type B: all others
(d)(1)(ix)	Low Risk Auditee?	Yes

**2. FINDINGS RELATED TO THE FINANCIAL STATEMENTS
REQUIRED TO BE REPORTED IN ACCORDANCE WITH GAGAS**

None

3. FINDINGS AND QUESTIONED COSTS FOR FEDERAL AWARDS

None

This page intentionally left blank.



Dave Yost • Auditor of State

INDEPENDENT ACCOUNTANTS' REPORT ON APPLYING AGREED-UPON PROCEDURE

Avon Lake City School District
Lorain County
175 Avon Belden Road
Avon Lake, Ohio 44012

To the Board of Education:

Ohio Rev. Code Section 117.53 states "the auditor of state shall identify whether the school district or community school has adopted an anti-harassment policy in accordance with Section 3313.666 of the Revised Code. This determination shall be recorded in the audit report. The auditor of state shall not prescribe the content or operation of any anti-harassment policy adopted by a school district or community school."

Accordingly, we have performed the procedure enumerated below, which was agreed to by the Board, solely to assist the Board in evaluating whether the Avon Lake City School District has updated its anti-harassment policy in accordance with Ohio Rev. Code Section 3313.666. Management is responsible for complying with this requirement. This agreed-upon procedure engagement was conducted in accordance with attestation standards established by the American Institute of Certified Public Accountants. The sufficiency of this procedure is solely the responsibility of the Board. Consequently; we make no representation regarding the sufficiency of the procedure described below either for the purpose for which this report has been requested or for any other purpose.

1. We noted the Board amended its anti-harassment policy at its meeting on January 8, 2013 to include prohibiting harassment, intimidation, or bullying of any student "on a school bus" or by an "electronic act".

We were not engaged to and did not conduct an examination, the objective of which would be the expression of an opinion on compliance with the anti-harassment policy. Accordingly, we do not express such an opinion. Had we performed additional procedures, other matters might have come to our attention that would have been reported to you.

This report is intended solely for the information and use of the Board and is not intended to be and should not be used by anyone other than these specified parties.

A handwritten signature in black ink that reads "Dave Yost".

Dave Yost
Auditor of State

September 9, 2013

This page intentionally left blank.

**AVON LAKE
CITY SCHOOL DISTRICT
AVON LAKE, OHIO**



**COMPREHENSIVE ANNUAL FINANCIAL REPORT
FOR THE FISCAL YEAR ENDED JUNE 30, 2013**

Back of cover.

INTRODUCTORY SECTION



Back of divider page.

**AVON LAKE CITY SCHOOL DISTRICT
AVON LAKE, OHIO**

**COMPREHENSIVE
ANNUAL FINANCIAL REPORT
FOR THE FISCAL YEAR ENDED JUNE 30, 2013**

Prepared by

**Autumn Streng
Treasurer**

This page intentionally left blank.

Avon Lake City School District
Comprehensive Annual Financial Report
For the Fiscal Year Ended June 30, 2013
Table of Contents

	Page
I. Introductory Section	
Table of Contents	i
Letter of Transmittal.....	iv
Principal Officials	x
Organizational Chart.....	xi
GFOA Certificate of Achievement	xii
ASBO Certificate of Excellence	xiii
 II. Financial Section	
Independent Auditors' Report.....	1
Management's Discussion and Analysis	5
Basic Financial Statements	
Government Financial Statements:	
Statement of Net Position	15
Statement of Activities.....	16
Fund Financial Statements:	
Balance Sheet - Governmental Funds.....	18
Reconciliation of Total Governmental Fund Balances to Net Position of Governmental Activities	19
Statement of Revenues, Expenditures and Changes in Fund Balances - Governmental Funds	20
Reconciliation of the Statement of Revenues, Expenditures and Changes in Fund Balances of Governmental Funds to the Statement of Activities.....	21
Statement of Revenues, Expenditures and Changes in Fund Balance - Budget (Non-GAAP Basis) and Actual - General Fund	22
Statement of Fund Net Position - Internal Service Fund	23
Statement of Revenues, Expenses and Changes in Fund Net Position - Internal Service Fund	24
Statement of Cash Flows - Internal Service Fund	25
Statement of Fiduciary Assets and Liabilities - Agency Funds.....	26
Notes to the Basic Financial Statements.....	27

Combining and Individual Fund Statements and Schedules:

Combining Statements - Nonmajor Governmental Funds:

Fund Descriptions – Nonmajor Governmental Funds.....	62
Combining Balance Sheet - Nonmajor Governmental Funds.....	64
Combining Statement of Revenues, Expenditures and Changes in Fund Balances - Nonmajor Governmental Funds.....	65
Combining Balance Sheet - Nonmajor Special Revenue Funds	66
Combining Statement of Revenues, Expenditures and Changes in Fund Balances - Nonmajor Special Revenue Funds.....	70
Combining Balance Sheet - Nonmajor Capital Projects Funds	74
Combining Statement of Revenues, Expenditures and Changes in Fund Balances - Nonmajor Capital Projects Funds.....	75

Combining Statements - Agency Funds

Fund Descriptions	76
Combining Statement of Changes in Assets and Liabilities - All Agency Funds	77

Individual Fund Schedules of Revenues, Expenditures/Expenses and Changes in
Fund Balance/Fund Equity - Budget (Non-GAAP Basis) and Actual:

Major Funds	
General Fund	78
Bond Retirement Fund.....	82
Nonmajor Funds	
Food Service Fund.....	83
Local Grants Fund.....	83
Athletics Fund	84
Auxiliary Services Fund.....	84
Data Communications Fund.....	85
Race to the Top Fund	85
Title VI-B Fund	86
Title I Fund	86
Early Childhood Education Development Fund	87
Title II-A Fund.....	87
Miscellaneous Federal Grants Fund	88
Scholarship Fund	88
Michael Baumhauer Scholarship Fund	89
Public School Support Fund.....	89
Library Bond Retirement Fund	90
Building Improvements Fund	90
Permanent Improvements Fund	91
Self Insurance Fund	91

III. Statistical Section

Narrative..... S 1

Financial Trends

- Net Position by Component..... S 2
- Expenses, Program Revenues and Net (Expenses) Revenues..... S 4
- General Revenues and Total Change in Net Position..... S 6
- Fund Balances – Governmental Funds – Last four years..... S 8
- Fund Balances – Governmental Funds – Last six years..... S 10

Revenue Capacity

- General Governmental Revenues by Source..... S 12
- Governmental Funds Expenditures and Debt Service Ratio..... S 14
- Other Financing Sources and Uses and Net Change in Fund Balances – Governmental Funds S 16
- Assessed and Estimated Actual Value of Taxable Property S 18
- Property Tax Rates – Direct and Overlapping Governments..... S 20
- Property Tax Levies and Collections..... S 22
- Principal Taxpayers – Real Estate Tax S 25
- Principal Taxpayers – Public Utility Tax S 26

Debt Capacity

- Computation of Direct and Overlapping General Obligation Debt S 27
- Outstanding Debt by Type..... S 28
- Ratios of General Net Bonded Debt Outstanding S 29
- Computation of Legal Debt Margin..... S 30

Demographic and Economic Information

- Demographic and Economic Statistics..... S 32
- Principal Employers..... S 33

Operating Information

- Full-time Equivalent District Employees by Type S 34
- Operating Statistics..... S 36
- Teacher Base Salaries S 37
- Teacher Education and Experience S 38
- Average ACT Scores..... S 39
- 2011 ACT Score Comparison..... S 40
- Percent of ACT Tested Students Ready for College Level Coursework..... S 41
- School Building Information..... S 42

AVON LAKE CITY SCHOOLS

175 Avon Belden Road
Avon Lake, Ohio 44012
www.avonlakecityschools.org



Superintendent
Robert D. Scott
440.933.6210
440.933.6711 fax

Treasurer
Autumn Streng
440.933.5163
440.933.7540 fax

Board of Education

Charles M. Froehlich, President
Pamela Ohradzansky, Vice President
Dale W. Cracas
Ronald D. Jantz Jr.
James A. Stobe

September 9, 2013

Board of Education Members and Residents of
Avon Lake City School District

We are pleased to submit to you the Comprehensive Annual Financial Report (CAFR) of the Avon Lake City School District for the fiscal year ended June 30, 2013. This CAFR includes an opinion from the State Auditor and conforms to generally accepted accounting principles as applicable to governmental entities. Responsibility for the accuracy of the data presented and the completeness and fairness of the presentation, including all disclosures, rests with the School District. To the best of our knowledge and belief, the enclosed data is accurate in all material respects and are reported in a manner designed to present fairly the financial position and results of operations of the School District. This report will provide the taxpayers of the Avon Lake City School District with the comprehensive financial data in a format which will enable them to gain an understanding of the School District's financial affairs. Copies will be made available to the Avon Lake Public Library, major taxpayers, financial rating services and other interested parties.

The School District

The Avon Lake City School District is located in a residential/commercial suburban community in eastern Lorain County, twenty-five miles west of Cleveland. In 1850, the first log cabin school was built, and as the need arose, four brick one-room school buildings were built. In 1921, a \$125,000 bond issue was passed to build a centralized school that is now a section of Avon Lake High School.

In order to meet the needs of a growing community, the high school was expanded several times. In the mid-1970's instructional classrooms and a physical education complex were added and the Learwood Middle School, Erieview Elementary, Eastview Elementary, Westview Elementary, Redwood Elementary and Troy Junior High School were constructed. Troy Junior High School was closed for educational purposes in 1982 because of the energy crisis and decreased enrollment. In 1988, Troy Junior High was reopened as the Avon Lake Community Education Center. The Community Education Center ceased to operate in the Troy Building as of July, 1991 due to the economy of operations. The Troy Intermediate School building was reopened for instruction beginning in the fall of 1995. In 1999, Avon Lake City Schools began a building project that added classrooms to all six (6) buildings. Avon Lake High School completed a major renovation, which included additional physical education facilities and an auditorium that hosted the Cleveland Pops Orchestra for the dedication of the facilities. In 2009, two (2) additional bond issues were passed totaling \$18,500,000. These renovations and additions began in March 2010 on the stadium portion of the project with completion of the stadium renovations by August 2010. Classroom additions to five (5) buildings began in May 2010 and completed August 2011. A new bus garage opened in the summer of 2011. These projects were necessary to keep up with the growing enrollment. Today the citizens have an investment of \$ 101,738,571 in the School District land, land improvements, buildings, furniture and equipment, and vehicles (excludes accumulated depreciation).

The legislative power of the School District is vested in the Board of Education. Statutorily, the School District operates under standards prescribed by the Ohio State Board of Education as provided in division (D) of Section 3301.07 of the Ohio Revised Code, to provide services authorized by charter and further mandated by State and Federal agencies.

The mission of the Avon Lake City Schools, a district committed to personalized educational excellence, is to challenge all students and develop their individual goals through community partnerships, resources, and technologies which will produce responsible and compassionate citizens.

Reporting Entity

The School District has reviewed its reporting entity definition in order to ensure conformance with Governmental Accounting Standards Board (GASB) Statement No. 14, "The Financial Reporting Entity" as amended by GASB Statement No. 39, "Determining Whether Certain Organizations Are Component Units" and GASB Statement No. 61, "The Financial Reporting Entity: Omnibus – an amendment of GASB Statements No.14 and No.34". In evaluating how to define the School District for financial reporting purposes, management has considered all agencies, departments and organizations making up the Avon Lake City School District (the primary government) and its potential component units. The School District has no component units

The School District participates in three jointly governed organizations and is associated with one related organization. These organizations are the North Coast Council (NCCO), the Lorain County Joint Vocational School District, the Ohio Schools Council, Suburban Health Consortium and the Avon Lake Public Library. These organizations are presented in Notes 17 and 18 to the basic financial statements.

A complete discussion of the School District's reporting entity is provided in Note 1 to the basic financial statements.

Organizational Structure

The Avon Lake City School District (the "School District") is organized under Article VI, Sections 2 and 3 of the Constitution of the State of Ohio. The School District operates under a locally elected Board of Education consisting of five members elected at-large for staggered four year terms. The School District provides educational services as mandated by State and federal agencies.

The School District is located in Avon Lake, Lorain County, Ohio, and includes an area extending roughly twelve square miles around the City. It is staffed by 236 non-certified personnel, 159 certified full-time teaching personnel and 13 administrative employees to provide services to 3,821 students and other community members. The School District operates 4 elementary schools (K-4), 1 intermediate school (5-6), 1 middle school (7-8) and 1 high school (9-12).

Economic Condition and Outlook

Ohio House Bill 920, passed in 1976, provides that the assessed value of residential and commercial property will not be changed more than once every three years, and that the property tax bill of the average homeowner for voted millage will not be increased as a result of reappraisal or readjustment. This legislation has the effect of seriously eroding the growth in revenue from the local property tax. It was enacted as a result of protests from citizens who were being served markedly higher bills following reappraisals. Because of this Ohio law, little additional revenue can be generated from the existing tax duplicate except through a vote of the people or from newly constructed commercial and residential property. If Ohio House Bill 920 had not been passed, the Avon Lake City School District would not have had to pass new millage as the growth in valuation would have been sufficient to adequately fund the Avon Lake City Schools. A direct result of this legislation is the fact that our School District will periodically have tax issues that will require voter approval.

Ohio lawmakers have also passed legislation that has reduced tangible taxes (the taxes paid by business on equipment and inventory) over the past decade. Effective July 1, 2006 with passage of H.B. 66, tangible taxes diminished, but the State Legislature at that time promised school districts would be made whole until 2015. These promises were not fulfilled once HB 153 was passed. The School District lost approximately \$735,000 in fiscal year 2012 and an additional \$735,000 in fiscal year 2013 due to the reduction in tangible personal property state reimbursements. The School District also realized revenue losses related to public utility personal property state reimbursements. Total State revenue received by the School District in FY13 is approximately \$2,900,000 less than what was received in FY11.

Another economic factor impacting local revenue growth is tax abatements. Both Ford Motor Company and the Geon Corporation received major abatements in the past. While the expansion of these local corporate giants into the City of Avon Lake is certainly a positive boost to the local economy, the abatements curtailed the local property tax income that would have benefited our local schools. Additionally, the first tax incentive agreement under the Community Reinvestment Program of the City of Avon Lake was approved for Ed Tomko Chrysler-Plymouth, Jeep-Eagle automobile dealership. This has lowered income from local property tax and increased income at the State level.

The Ohio Supreme Court decision overturning the State's method of funding schools creates another major concern for the future financing of our local schools. While the School District receives a relatively small portion of revenue from State sources, the School District is viewed by the State as a comparatively wealthy school district, due to a large property tax base. So far, the State's resolution of this funding crisis has resulted in a seemingly "flat" revenue stream; however, some loss has been realized in the area of funding special education and transportation.

Avon Lake City School District enrollment has increased by twenty percent in the last decade and new residential construction continues.

School District Local Funding

School District management will carefully control expenses during the coming years to continue to assure that tax levy revenues are adequate and well spent. Voters approved an 8.28 mill new 10 year emergency levy in May of 2013, which is expected to generate \$6,500,000 annually.

Major Initiatives

Ohio Report Card

The Ohio Local Report Card is issued in early fall of each school year. The report uses data from the previous school year to inform the public of the School District's success or failure achieving set indicators. The School District has demonstrated 10 years of Excellence with Distinction on the 2011-2012 Ohio Local Report Card. The rating system used by the Ohio State Board of Education changed for the 2012-2013 school year and were not available at the time of this publication.

Federal Projects

The School District files applications for federal funds electronically utilizing the Comprehensive Continuous Improvement Planning Application. This allows the Superintendent, Mr. Robert Scott, to coordinate the applications to the goals of the Continuous Improvement Plan. The School District continues to apply for all federal funds for which the School District is eligible. This includes the Class-Size Reduction Grant under Title II-A allowing for additional teachers in the primary grades. Student readiness for advancement in each grade has been the primary focus of these services. The School District's largest federal award generally is related to the Special Education, Part B-IDEA grant. Through the use of federal stimulus funding, the School District added two (2) special education classrooms at Redwood Elementary in fiscal year 2012.

Educational Programs and Facilities Improvement

In May 1999, the voters of Avon Lake City School District passed a \$41,800,000 bond issue for the purpose of various improvements to school buildings. Expansions of six of the School District's buildings and renovations to seven of the Avon Lake City School District buildings are complete. In January 2002, the high school expanded into the newly completed classrooms, cafeteria and commons area, and additional physical education areas. In the fall of 2003, newly renovated music areas were opened for student use. The auditorium was complete in the fall of 2003 and is being used by our students and our public. In November 2009, the voters of Avon Lake City School District passed two (2) bond issues. The first bond issue was for \$5,500,000 to renovate the athletic stadium and build a bus garage to house 40 buses. The second bond issue passed in November 2009 for \$13,000,000, which included the addition of additional classroom space at five (5) of our buildings.

Financial Information

Internal Accounting and Budgetary Control

In developing the School District's accounting system much consideration was given to the adequacy of internal accounting controls. Internal accounting controls are designed to provide reasonable, but not absolute assurance regarding the safeguarding of assets against loss from unauthorized use or disposition and the reliability of financial records for preparing financial statements and maintaining accountability for assets. The concept of reasonable assurance is based on the assumption that the cost of internal accounting controls should not exceed the benefits expected to be derived from their implementation.

The School District utilizes a fully automated accounting system as well as an automated system of control for capital assets and payroll. These systems, coupled with the manual auditing of each voucher prior to payment, ensures that the financial information generated is both accurate and reliable.

At the beginning of each fiscal year, the Board of Education adopts either a temporary appropriation measure or a permanent appropriation measure for that fiscal year. If a temporary appropriation measure is first adopted, the permanent appropriation measure must be adopted upon receipt from the County Auditor of an amended certificate of estimated resources based on final assessed values and tax rates, which is usually within the first three months of the fiscal year.

Annual appropriations may not exceed the County Budget Commission's official estimate of resources. The County Auditor must certify that the Board of Education's appropriation measures, including any supplements or amendments, do not exceed the amount set forth in the latest of those official estimates.

All disbursements and transfers of cash between funds require appropriation authority from the Board of Education. Budgets are controlled at the fund level. All purchase order requests must be approved by the Purchasing Agent and certified by the Treasurer; necessary funds are then encumbered and purchase orders released to vendors. Those requests that exceed the available appropriation are rejected until additional appropriations are secured.

The accounting system used by the School District provides interim financial reports which detail year-to-date expenditures and encumbrances versus the original appropriation plus any additional appropriations made to date.

The basis of accounting and the various funds utilized by Avon Lake City Schools are fully described in Note 1 of the basic financial statements.

Financial Condition

The School District's basic financial statements consist of the following:

Government-wide financial statements - These statements are prepared on an accrual basis of accounting which is similar to the basis of accounting followed by businesses. The government-wide statements distinguish between those activities of the School District that are governmental and those that are considered business-type activities. The School District has no business-type activities.

Fund financial statements - These statements present information for individual major funds rather than by fund type. Nonmajor funds are presented in total in one column. Governmental funds use the modified accrual basis of accounting and include a reconciliation to the governmental activities accrual information presented in the government-wide financial statements. Proprietary and fiduciary funds use the accrual basis of accounting.

Statement of budgetary comparisons - These statements present comparisons of actual information to the legally adopted budget. The budgetary basis as provided by law is based upon accounting for certain transactions on a basis of cash receipts, disbursements and encumbrances.

Management is responsible for preparing a Management Discussion and Analysis (MD&A) of the School District. This discussion follows the Independent Auditor's Report, providing an assessment of the District's finances for fiscal year 2013 and a discussion of current issues affecting the School District in the future. The MD&A should be read in conjunction with this letter of transmittal. Because the MD&A focuses on major funds, only the Internal Service Fund is discussed briefly in this letter.

Financial Highlights – Internal Service Fund The only Internal Service Fund carried on the financial records of the School District is related to self-insurance. This fund was created in fiscal year 2004. This fund accounts for the revenues and expenses related to the provision of medical, surgical, prescription drug, dental and vision benefits for all School District employees. The Internal Service Fund had net position of \$ 3,335,379 at June 30, 2013.

Long-Term Financial Planning

Annually, the School District prepares a five-year financial forecast. The financial forecast is the foundation for the School District's operations and is used as a financial planning tool to assist the School District in determining its ability to meet certain financial obligations and plan future funding needs. The five-year forecast of revenue and expenditures serves as a financial planning tool and the foundation for academic and business operations of the School District. The forecast provides the Board and community stakeholders with a blueprint addressing the financial needs required to serve the student population. Assumptions are an integral part of the forecast and represent what the School District believes are significant factors impacting the forecast. Through a collaborative process, the administration assists the Board of Education in determining and prioritizing the needs of the School District. In accordance with State law, the Board of Education approves the financial forecast and submits it to the Ohio Department of Education prior to October 31 and reviews it again prior to May 31. The financial forecast can be found on the School District's web site at www.avonlakecityschools.org.

Independent Audit

State statute requires the School District to be audited at least every two fiscal years by an independent auditor. An annual audit serves to maintain and strengthen the School District's accounting and budgetary controls. Independent Auditor Dave Yost, Auditor of State, was selected to render an opinion on the School District's financial statements as of and for the year ended June 30, 2013. The opinion appears at the beginning of the financial section of this report.

Pursuant to statute, the State prescribes a uniform accounting system to standardize accounting classification and financial reporting for all school districts in Ohio. The School District adopted and has been in conformance with the automated version of that system beginning with its financial report for the 1979 year.

Awards

GFOA Certificate of Achievement - The Government Finance Officers Association of the United States and Canada (GFOA) awarded a Certificate of Achievement for Excellence in Financial Reporting to Avon Lake City School District for its Comprehensive Annual Financial Report for the fiscal year ended June 30, 2012. The Certificate of Achievement is a prestigious national award recognizing conformance with the highest standards in the area of governmental financial reporting.

In order to be awarded a Certificate of Achievement, a government unit must publish an easily readable and efficiently organized Comprehensive Annual Financial Report, whose contents conform to program standards. Such a report must satisfy both generally accepted accounting principles and applicable legal requirements.

A Certificate of Achievement is valid for a period of one year only. We believe our current report conforms to the Certificate of Achievement program requirements and we are submitting it to GFOA for consideration.

ASBO Certificate - The Association of School Business Officials International (ASBO) awarded a Certificate of Excellence in Financial Reporting for the fiscal year ended June 30, 2012 to the Avon Lake City School District. This award certifies that the Comprehensive Annual Financial Report substantially conformed to the principles and standards of financial reporting as recommended and adopted by the Association of School Business Officials. The award is granted only after an intensive review of the financial report by an expert panel of certified public accountants and practicing school business officials.

Management believes that the Comprehensive Annual Financial Report for fiscal year ended June 30, 2013, which will be submitted to ASBO for review, will conform to ASBO's principles and standards.

Auditor of State Award – This award is presented by the Auditor of State. Fewer than five percent of all Ohio government agencies are eligible for this award. Certain criteria must be met to receive this award. Standards include: 1) The entity must complete and submit a Comprehensive Annual Financial Report (CAFR), 2) there must be no findings or issues present in the audit report, and 3) there must be no other financial concerns involving the entity. The Avon Lake City Schools have received this award the following years: 1999, 2000, 2002, 2006, 2007, 2008, 2009, 2011 and 2012. The district considers this the highest of all honors.

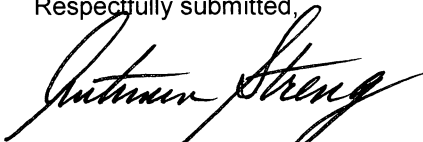
Acknowledgments

The publication of this Comprehensive Annual Financial Report is a significant step toward elevating the professional standards for Avon Lake City School District's financial reporting. It enhances the School District's accountability to the residents and provides all interested parties with a broad historical perspective of the Avon Lake City School District's financial and demographic information. Assistance from the County Auditor's staff and outside agencies made possible the fair presentation of statistical data.


Special appreciation is expressed to Costin + Company, CPA's for assistance in the planning, designing and reviewing, of this financial report.

Finally, sincere appreciation is extended to the members of the Board of Education for their ongoing support.

Respectfully submitted,



Autumn Streng, Treasurer



Robert D. Scott, Superintendent

Avon Lake Board of Education

Principal Officials
June 30, 2013

Board of Education

Mr. Charles Froehlich President
Mrs. Pamela Ohradzansky Vice - President
Mr. Dale Cracas Member
Mr. Ronald Jantz, Jr. Member
Mr. James Stobe Member

Treasurer

Mrs. Autumn Streng

Administration

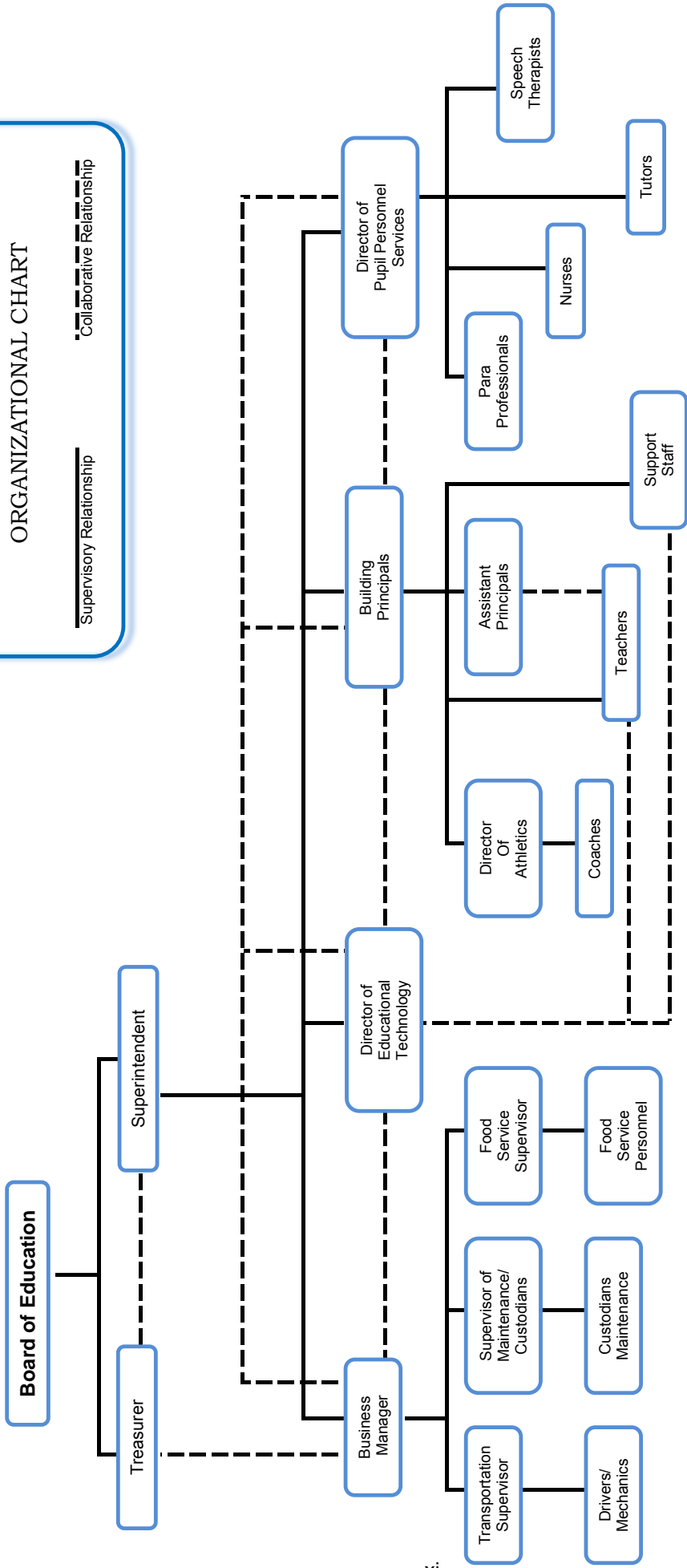
Mr. Robert D. Scott Superintendent
Mr. Thomas R. Barone Director of Athletics and Special Projects

Avon Lake City Schools, Avon Lake, Ohio

ORGANIZATIONAL CHART

Supervisory Relationship

Collaborative Relationship





Government Finance Officers Association

**Certificate of
Achievement
for Excellence
in Financial
Reporting**

Presented to

**Avon Lake City School District
Ohio**

For its Comprehensive Annual
Financial Report
for the Fiscal Year Ended

June 30, 2012

Executive Director/CEO

Association of School Business Officials International



*The Certificate of Excellence in Financial Reporting Award
is presented to*

Avon Lake City Schools

*For Its Comprehensive Annual Financial Report (CAFR)
For the Fiscal Year Ended June 30, 2012*

The CAFR has been reviewed and met or exceeded
ASBO International's Certificate of Excellence standards



A handwritten signature in black ink, reading 'Ron McCulley', written over a horizontal line.

Ron McCulley, CPPB, RSBO
President

A handwritten signature in black ink, reading 'John D. Musso', written over a horizontal line.

John D. Musso, CAE, RSBA
Executive Director

This page intentionally left blank.

**FINANCIAL
SECTION**



Back of divider page.



Dave Yost • Auditor of State

INDEPENDENT AUDITOR'S REPORT

Avon Lake City School District
Lorain County
175 Avon Belden Road
Avon Lake, Ohio 44012

To the Board of Education:

Report on the Financial Statements

We have audited the accompanying financial statements of the governmental activities, each major fund, and the aggregate remaining fund information of the Avon Lake City School District, Lorain County, Ohio (the District), as of and for the year ended June 30, 2013, and the related notes to the financial statements, which collectively comprise the District's basic financial statements as listed in the table of contents.

Management's Responsibility for the Financial Statements

Management is responsible for preparing and fairly presenting these financial statements in accordance with accounting principles generally accepted in the United States of America; this includes designing, implementing, and maintaining internal control relevant to preparing and fairly presenting financial statements that are free from material misstatement, whether due to fraud or error.

Auditor's Responsibility

Our responsibility is to opine on these financial statements based on our audit. We audited in accordance with auditing standards generally accepted in the United States of America and the financial audit standards in the Comptroller General of the United States' *Government Auditing Standards*. Those standards require us to plan and perform the audit to reasonably assure the financial statements are free from material misstatement.

An audit requires obtaining evidence about financial statement amounts and disclosures. The procedures selected depend on our judgment, including assessing the risks of material financial statement misstatement, whether due to fraud or error. In assessing those risks, we consider internal control relevant to the District's preparation and fair presentation of the financial statements in order to design audit procedures that are appropriate in the circumstances, but not to the extent needed to opine on the effectiveness of the District's internal control. Accordingly, we express no opinion. An audit also includes evaluating the appropriateness of management's accounting policies and the reasonableness of their significant accounting estimates, as well as our evaluation of the overall financial statement presentation.

We believe the audit evidence we obtained is sufficient and appropriate to support our audit opinions.

Opinion

In our opinion, the financial statements referred to above present fairly, in all material respects, the respective financial position of the governmental activities, each major fund, and the aggregate remaining fund information of the Avon Lake City School District, Lorain County, Ohio, as of June 30, 2013, and the respective changes in financial position and, where applicable, cash flows thereof and the budgetary comparison for the General Fund thereof for the year then ended in accordance with the accounting principles generally accepted in the United States of America.

Other Matters

Required Supplementary Information

Accounting principles generally accepted in the United States of America require this presentation to include *Management's discussion and analysis* listed in the table of contents, to supplement the basic financial statements. Although this information is not part of the basic financial statements, the Governmental Accounting Standards Board considers it essential for placing the basic financial statements in an appropriate operational, economic, or historical context. We applied certain limited procedures to the required supplementary information in accordance with auditing standards generally accepted in the United States of America, consisting of inquiries of management about the methods of preparing the information and comparing the information for consistency with management's responses to our inquiries, to the basic financial statements, and other knowledge we obtained during our audit of the basic financial statements. We do not opine or provide any assurance on the information because the limited procedures do not provide us with sufficient evidence to opine or provide any other assurance.

Supplementary and Other Information

Our audit was conducted to opine on the District's basic financial statements taken as a whole.

The introductory section, the financial section's combining statements, individual fund statements and schedules and the statistical section information present additional analysis and are not a required part of the basic financial statements.

The statements and schedules are management's responsibility, and derive from and relate directly to the underlying accounting and other records used to prepare the basic financial statements. We subjected these statements and schedules to the auditing procedures we applied to the basic financial statements. We also applied certain additional procedures, including comparing and reconciling statements and schedules directly to the underlying accounting and other records used to prepare the basic financial statements or to the basic financial statements themselves in accordance with auditing standards generally accepted in the United States of America. In our opinion, these statements and schedules are fairly stated in all material respects in relation to the basic financial statements taken as a whole.

We did not subject the introductory section and statistical section information to the auditing procedures applied in the audit of the basic financial statements and, accordingly, we express no opinion or any other assurance on them.

Other Reporting Required by Government Auditing Standards

In accordance with *Government Auditing Standards*, we have also issued our report dated September 9, 2013, on our consideration of the District's internal control over financial reporting and our tests of its compliance with certain provisions of laws, regulations, contracts and grant agreements and other matters. That report describes the scope of our internal control testing over financial reporting and compliance, and the results of that testing, and does not opine on internal control over financial reporting

or on compliance. That report is an integral part of an audit performed in accordance with *Government Auditing Standards* in considering the District's internal control over financial reporting and compliance.

A handwritten signature in black ink that reads "Dave Yost". The signature is written in a cursive, flowing style.

Dave Yost
Auditor of State
Columbus, Ohio

September 9, 2013

This page intentionally left blank.

Avon Lake City School District
Management's Discussion and Analysis
For the Fiscal Year Ended June 30, 2013
Unaudited

The management's discussion and analysis of the Avon Lake City School District's (School District) financial performance provides an overall review of the School District's financial activities for the fiscal year ended June 30, 2013. The intent of this discussion and analysis is to look at the School District's financial performance as a whole. Readers should also review the transmittal letter, basic financial statements and notes to the basic financial statements to enhance their understanding of the School District's financial performance.

Financial Highlights

Key financial highlights for fiscal year 2013 are as follows:

- In total, net position for governmental activities decreased from \$ 20.3 million at June 30, 2012, to \$ 19.2 million at June 30, 2013.
- Revenues for governmental activities totaled \$ 46,705,838 in fiscal year 2013. Of this total \$ 42,931,808 or 91.92 percent consisted of general revenues while program revenues accounted for the balance of \$ 3,774,030 or 8.08 percent.
- Program expenses totaled \$ 47,821,529. Instructional expenses made up \$ 25,879,640 or 54.12 percent of this total while support services accounted for \$ 15,955,185 or 33.36 percent. Other expenses, \$ 5,986,704, rounded out the remaining 12.52 percent.
- Total outstanding debt had a net decrease of \$ 1,823,982 to \$ 51,388,178 in fiscal year 2013.

Using this Comprehensive Annual Financial Report (CAFR)

This annual report consists of a series of financial statements and notes to those statements. These statements are organized so the reader can understand the School District as a financial whole, an entire operating entity. The statements begin at a summary level and expand to detailed financial activities.

The Statement of Net Position and Statement of Activities provide information about the activities of the whole School District, presenting both an aggregate view of the School District's finances and a longer-term view of those finances. Fund financial statements provide the next level of detail. For governmental funds, these statements present how services were financed in the short-term as well as what remains for future spending. The fund financial statements also look at the School District's most significant funds with all other nonmajor funds presented in total in one column. The General Fund is the most significant governmental fund.

Reporting the School District as a Whole

Statement of Net Position and the Statement of Activities

While this document contains all the funds used by the School District to provide programs and activities, the view of the School District as an entity looks at all financial transactions and asks the question, "How did we do financially during the 2013 fiscal year?" The Statement of Net Position and the Statement of Activities answer this question. These statements include all assets and liabilities using the accrual basis of accounting similar to the accounting used by most private-sector companies. Accrual basis of accounting takes into account all of the current year's revenues and expenses regardless of when cash is received or paid.

Avon Lake City School District
Management's Discussion and Analysis
For the Fiscal Year Ended June 30, 2013
Unaudited

These two statements report the School District's net position and changes in those assets. This change in net position is important because it tells the reader whether, for the School District as a whole, the financial position of the School District has improved or diminished. The cause of this change may be the result of many factors, some financial, some not. Non-financial factors include the School District's property tax base, current property tax laws in Ohio restricting revenue growth, facility conditions, mandated educational programs, state funding, student enrollment, and general inflation.

In the Statement of Net Position and the Statement of Activities, all of the School District's activities are classified as governmental. The School District's programs and services are reported here including instruction, supporting services, operation of non-instructional services, extracurricular activities, and interest and fiscal charges.

Reporting the School District's Most Significant Funds

Fund Financial Statements

The analysis of the School District's major funds begins on page 18. Fund financial statements provide detailed information about the School District's major funds. The School District uses many funds to account for a multitude of financial transactions; however, these fund financial statements concentrate on the School District's most significant funds. The School District's major governmental funds are the General Fund and Bond Retirement Debt Service Fund.

Governmental Funds The School District's activities are reported in governmental funds, which focus on how money flows into and out of those funds and the balances left at fiscal year end available for spending in future periods. These funds are reported using an accounting method called modified accrual accounting, which measures cash and all other financial assets that can readily be converted to cash. The governmental fund statements provide a detailed short-term view of the School District's general government operations and the basic services it provides. Governmental fund information helps the reader determine whether there are more or fewer financial resources that can be spent in the near future to finance educational programs. The relationship (or difference) between governmental activities (reported in the Statement of Net Position and the Statement of Activities) and governmental funds is reconciled in the financial statements of the governmental funds.

The School District as a Whole

The Statement of Net Position provides the perspective of the School District as a whole.

Total assets decreased by \$ 1,532,572. This decrease can be attributed primarily to decreases of \$ 5,458,537 and \$ 1,042,296 in equity in pooled cash and capital assets, respectively. This decrease was offset by an increase in taxes receivable of \$ 5,600,770.

Total liabilities decreased by \$ 2,396,707. Current liabilities decreased by \$ 816,452, primarily due to decreases in accounts and contracts payable, retainage payable and claims payable. Long-term liabilities decreased by \$ 1,580,255.

Deferred inflows of resources related to property taxes increased by \$ 1,979,826.

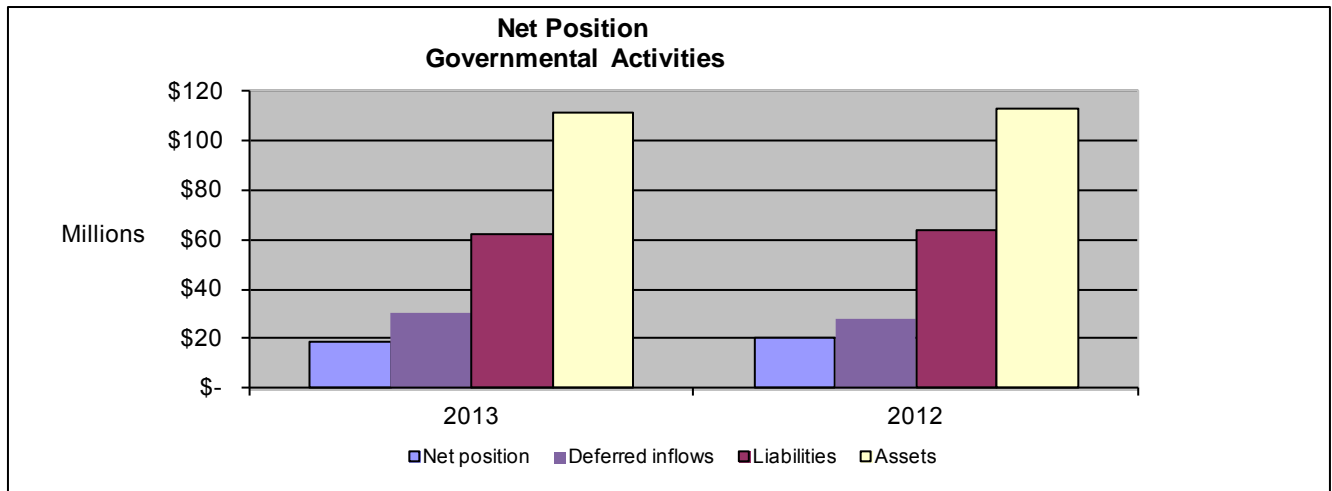
Over time, net position can serve as an indicator of a government's financial position. At June 30, 2013, the School District's assets exceeded liabilities and deferred inflows of resources by \$ 19,214,954. Of this total, \$ 6,424,518 is restricted in use.

Avon Lake City School District
Management's Discussion and Analysis
For the Fiscal Year Ended June 30, 2013
Unaudited

Table 1 provides a summary of the School District's net position for fiscal year 2013 compared to fiscal year 2012:

Table 1
 Total Net Position

	2013	Restated 2012
Assets		
Current and other assets	\$ 52,640,382	\$ 53,130,658
Total capital assets, net	58,711,341	59,753,637
Total assets	111,351,723	112,884,295
Liabilities		
Current liabilities	4,711,365	5,527,817
Long term liabilities		
Due within one year	4,118,289	3,684,501
Due in more than one year	52,862,394	54,876,437
Total liabilities	61,692,048	64,088,755
Deferred inflows of resources		
Property taxes	30,411,807	28,448,462
Cafeteria receipts	32,914	16,433
Total deferred inflows of resources	30,444,721	28,464,895
Net position		
Net investment in capital assets	8,694,493	8,862,731
Restricted	6,424,518	5,850,578
Unrestricted	4,095,943	5,617,336
Total net position	\$ 19,214,954	\$ 20,330,645



Avon Lake City School District
Management's Discussion and Analysis
For the Fiscal Year Ended June 30, 2013
Unaudited

Table 2 shows total revenues, expenses and changes in net position for fiscal year 2013 compared to fiscal year 2012. Total revenue for 2013 was \$ 1,328,985 higher than in 2012, while total expenses in 2013 were \$ 13,059 lower than the prior year.

Table 2
Changes in Net Position

	<u>2013</u>	<u>Restated 2012</u>
Revenues		
Program revenues		
Charges for services and sales	\$ 2,169,417	\$ 2,145,200
Operating grants, interest and contributions	1,604,613	1,815,456
Total program revenues	<u>3,774,030</u>	<u>3,960,656</u>
General revenues		
Property taxes	33,029,049	30,051,045
Grants and entitlements not restricted to specific purposes	9,341,447	10,707,023
Investment earnings	55,891	94,718
Miscellaneous	505,421	563,411
Total general revenues	<u>42,931,808</u>	<u>41,416,197</u>
Total revenues	<u>46,705,838</u>	<u>45,376,853</u>
Program expenses		
Instruction	25,879,640	23,743,340
Supporting services		
Pupil and instructional staff	5,211,891	4,580,669
Board of education, administration, fiscal services and business	4,432,739	4,793,756
Operation and maintenance	4,187,039	7,165,255
Pupil transportation	1,802,544	1,362,748
Central services	320,972	217,284
Operation of non-instructional services		
Food service operation	1,356,079	1,377,802
Community services	279,348	259,851
Extracurricular activities	1,335,805	1,297,017
Interest and fiscal charges	3,015,472	3,036,866
Total expenses	<u>47,821,529</u>	<u>47,834,588</u>
Decrease in net assets	(1,115,691)	(2,457,735)
Net position at beginning of year, restated	<u>20,330,645</u>	<u>22,788,380</u>
Net position at end of year	<u>\$ 19,214,954</u>	<u>\$ 20,330,645</u>

Avon Lake City School District
Management's Discussion and Analysis
For the Fiscal Year Ended June 30, 2013
Unaudited

The vast majority of revenue supporting all Governmental Activities is general revenue. General revenue accounted for nearly \$ 42.9 million or 91.92 percent of the total revenue. The most significant portion of general revenue is local property tax. The other type of revenue that accounts for 8.08 percent of total revenue is called program revenues. Program revenues are derived directly from the program or entities outside the School District as a whole, and can help to reduce the net cost of services provided by the School District. Program revenues decreased by \$ 186,626 in 2013 from 2012. This decrease can be attributed to an increase of \$ 24,217 in charges for services and sales and a decrease of \$ 210,843 in grants and contributions.

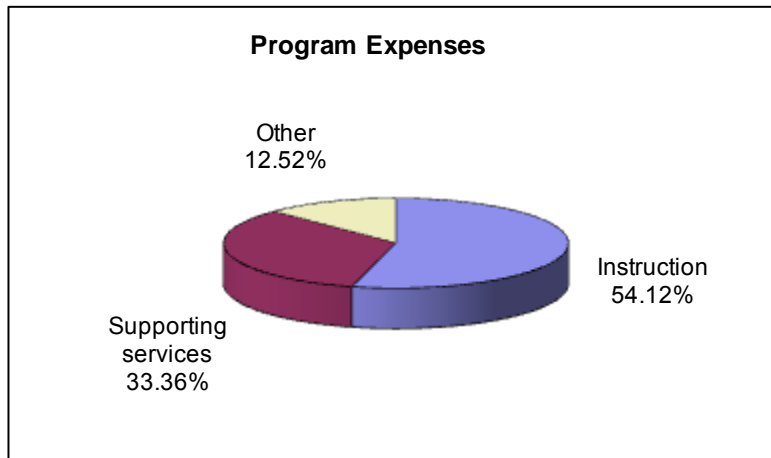
As you can see 54.12 percent of the School District's expenses were used to fund instructional expenses. Additional support services for pupils, staff, and business operation expenses were 37.36 percent. The remaining 12.52 percent of program expenses was used to facilitate other obligations of the School District such as interest and fiscal charges, the food service program and various extracurricular activities. Interest expense was primarily attributable to the outstanding bonds.

The Statement of Activities shows the total net cost of program services. Table 3 shows the total cost of services for governmental activities and the net cost of those services. That is, it identifies the cost of these services supported by tax revenue and unrestricted State entitlements.

Table 3
 Governmental Activities

	Total Cost of Services		Net Cost of Services	
	2013	Restated 2012	2013	Restated 2012
Instruction	\$ 25,879,640	\$ 23,743,340	\$(24,854,629)	\$(22,813,634)
Supporting services				
Pupil and instructional staff	5,211,891	4,580,669	(4,597,590)	(3,794,094)
Board of education, administration, fiscal services and business	4,432,739	4,793,756	(4,393,981)	(4,754,675)
Operation and maintenance	4,187,039	7,165,255	(4,187,039)	(7,165,255)
Pupil transportation	1,802,544	1,362,748	(1,802,544)	(1,362,748)
Central services	320,972	217,284	(308,372)	(204,684)
Operation of non-instructional services				
Food service operation	1,356,079	1,377,802	13,600	37,981
Community services	279,348	259,851	17,818	36,830
Extracurricular activities	1,335,805	1,297,017	(919,290)	(816,787)
Interest and fiscal charges	3,015,472	3,036,866	(3,015,472)	(3,036,866)
Total expenses	\$ 47,821,529	\$ 47,834,588	\$(44,047,499)	\$(43,873,932)

Avon Lake City School District
Management's Discussion and Analysis
For the Fiscal Year Ended June 30, 2013
Unaudited



The dependence upon tax revenues for governmental activities is apparent. Over 69.07 percent of total expenses are supported through taxes. Grants and entitlements not restricted to specific programs support 19.53 percent, while program revenue supports 7.89 percent. Investment and other miscellaneous type revenue support the remaining activity costs. The community, as a whole, is the primary support for the School District students.

The School District's Funds

Information about the School District's major funds starts on page 18. These governmental funds are accounted for using the modified accrual basis of accounting. All governmental funds had total revenues of \$ 44,311,824 and expenditures of \$ 48,901,469. In total, the net change in fund balance was a decrease of \$ 4,589,645.

The net change in fund balance for the year was most significant in the General Fund. In 2013, the General Fund received less intergovernmental revenue than in the prior year, while expenditures were slightly higher. The result of the decreased revenue was a decrease in fund balance of \$ 4,478,258 in the General Fund.

The schedule on the following page shows the significant changes between fiscal year 2012 and 2013 for the General Fund.

Avon Lake City School District
Management's Discussion and Analysis
For the Fiscal Year Ended June 30, 2013
Unaudited

	General Fund		
	2013	2012	Change
Revenues			
Taxes	\$ 25,776,618	\$ 25,176,356	\$ 600,262
Tuition and fees	670,144	544,695	125,449
Interest	48,922	79,524	(30,602)
Intergovernmental	7,591,212	8,907,379	(1,316,167)
Extracurricular	30,979	155,575	(124,596)
Rental	-	107,967	(107,967)
Other	343,927	208,972	134,955
Total revenues	<u>34,461,802</u>	<u>35,180,468</u>	<u>(718,666)</u>
Expenditures			
Current			
Instruction	23,017,383	23,101,688	(84,305)
Supporting services	14,877,320	14,419,786	457,534
Operation of non-instructional	4,066	13,295	(9,229)
Extracurricular activities	931,924	906,760	25,164
Debt service			
Principal	93,449	181,225	(87,776)
Interest	15,918	3,016	12,902
Total expenditures	<u>38,940,060</u>	<u>38,625,770</u>	<u>314,290</u>
Excess (deficiency) of revenues over expenditures	<u>(4,478,258)</u>	<u>(3,445,302)</u>	<u>(1,032,956)</u>
Other financing sources (uses)			
Proceeds from capital lease	-	150,915	(150,915)
Transfers-out	-	(4,620)	4,620
Total other financing sources (uses)	<u>-</u>	<u>146,295</u>	<u>(146,295)</u>
Net change in fund balances	(4,478,258)	(3,299,007)	(1,179,251)
Fund balances, beginning of year	<u>9,257,767</u>	<u>12,556,774</u>	<u>(3,299,007)</u>
Fund balances, end of year	<u>\$ 4,779,509</u>	<u>\$ 9,257,767</u>	<u>\$ (4,478,258)</u>

General Fund Budgeting Highlights

The School District's budget is prepared according to Ohio law and is based on accounting for certain transactions on a basis of cash receipts, disbursements, and encumbrances. The most significant fund to be budgeted is the General Fund.

During the course of fiscal year 2013, the School District amended its General Fund budget several times to reflect changes in unanticipated receipts and amended appropriations. For the General Fund, the final budget basis revenue estimate, excluding other financing sources, was \$ 33,183,649 which was \$ 1,501,256 more than the original budget estimate and \$ 30,058 less than actual revenue. The final budget basis expenditures estimate, excluding other financing uses, totaled \$ 39,803,266 which was \$ 4,693,213 more than the original budget estimate. Actual expenditures were \$ 135,082 less than final budget basis expenditures. The unencumbered ending cash balance totaled \$ 4,719,670.

Avon Lake City School District
Management's Discussion and Analysis
For the Fiscal Year Ended June 30, 2013
Unaudited

Capital Assets and Debt Administration

Capital Assets

At the end of fiscal 2013, the School District, net of depreciation, had \$ 58,711,332 invested in land, construction in process, land improvements, buildings and improvements, furniture and equipment, and vehicles. Table 4 shows fiscal year 2013 values compared to fiscal year 2012. More detailed information is presented in Note 10 of the notes to the basic financial statements.

Table 4
 Capital Assets
 (Net of Accumulated Depreciation)

	2013	Restated 2012
Land	\$ 6,041,645	\$ 6,041,645
Construction in process	9,645	-
Land improvements	1,510,211	875,624
Building and improvements	49,344,526	50,476,657
Furniture and equipment	960,707	1,591,977
Vehicles	844,598	767,734
Total capital assets	\$ 58,711,332	\$ 59,753,637

All capital assets, except land and construction in process, are reported net of depreciation.

Debt

At June 30, 2013, the Avon Lake School District had \$ 51,388,178 in bonds and capital leases, a decrease of \$ 1,823,982 from fiscal year 2012. \$ 3,001,485 of the bonds and capital leases are due within one year. Table 5 below summarizes the School District's bonds and capital leases. More detailed information is presented in Notes 15 and 16 of the notes to the basic financial statements.

Table 5
 Outstanding Debt Year-End

	2013	Restated 2012
Term and serial bonds	\$ 49,480,000	\$ 49,935,000
Capital appreciation bonds	285,207	610,816
Accretion on capital appreciation bonds	1,371,330	2,321,254
Capital leases	251,641	345,090
Total outstanding debt	\$ 51,388,178	\$ 53,212,160

Avon Lake City School District
Management's Discussion and Analysis
For the Fiscal Year Ended June 30, 2013
Unaudited

Current Issues

The School District has been impacted by the continuing national trend of rapidly escalating employee benefit costs; therefore, the School District joined a health insurance consortium January 1, 2013. By spreading the risk associated with health care trends amongst the other school districts within the consortium, the School District should limit its exposure to unpredictable increases in premiums. The School District has committed itself to a fiscal discipline based on long-term plans. The Board of Education and administration have implemented fiscal management disciplines that utilize a variety of formal plans. We are working within the five-year budget plan, the five-year capital repairs and renovations plan, the continuous improvement plan, and the five-year enrollment projections.

The School District realized approximately \$ 2,900,000 in State funding losses between fiscal year 2011 and 2013. Declines in local property value in 2009 and 2012 compounded the already existing revenue shortage. The School District failed its first attempt for a new money levy in November 2012; however, gained voter approval in May 2013 for a 10 year emergency levy. The new levy is anticipated to collect \$ 6,500,000 annually. Reducing expenditures is a priority for the School District; therefore, reductions in programming and additional pay freezes have occurred. The Family and Consumer Science program, as well as, the Occupational Work Experience program are no longer optional course offerings. The School District had ten teachers retire at the end of the 2012-2013 school year and did not replace seven of them.

Several significant legislative and judicial actions have occurred that will have a major impact on the School District. The Ohio Supreme Court has issued its fourth decision regarding school funding reform in Ohio. We believe that the ultimate resolution of funding reform is still some time away. The sudden downturn in the economy has put pressures on both the State budget as well as our local School District budget. We are concerned about current economic conditions and the continued negative impact on local tax revenues. The ongoing legislative efforts to support the existence of community (charter) schools come at the expense of our current State funding. The School District has also been affected by the redirection of State funding to community (charter) schools. Over \$ 316,000 was deducted from the School District's State funding and redirected to community (charter) schools. The School District's commitment to improve fiscal management has led to many budgeting, reporting and internal control enhancements.

The School District has received the Government Finance Officers Association of the United States and Canada (GFOA) Certificate of Achievement for Excellence in Financial Reporting awards since 1994.

Contacting the School District's Fiscal Management

This financial report was designed to comply with the most current reporting requirements and is intended to provide our citizens, taxpayers, investors, and creditors with a general overview of the School District's finances and to show the School District's accountability for money it receives. Autumn Streng, Treasurer, can be contacted at the Avon Lake City School District, 175 Avon Belden Rd., Avon Lake, Ohio 44012 or by e-mail at Autumn.streng@avonlakecityschools.org.

This page intentionally left blank.

AVON LAKE CITY SCHOOL DISTRICT
LORAIN COUNTY

STATEMENT OF NET POSITION

JUNE 30, 2013

	Governmental Activities
Assets	
Equity in pooled cash	\$ 14,154,792
Intergovernmental receivable	1,077
Inventories and supplies	61,675
Interest receivable	11,300
Taxes receivable	38,411,538
Capital assets	
Nondepreciable capital assets	6,051,299
Depreciable capital assets, net	52,660,042
Total assets	111,351,723
Liabilities	
Accounts and contracts payable	225,200
Accrued salaries, wages and benefits	3,420,394
Claims payable	56,000
Accrued interest payable	83,162
Intergovernmental payable	926,609
Long term liabilities	
Due within one year	4,118,289
Due in more than one year	52,862,394
Total liabilities	61,692,048
Deferred inflows of resources	
Property taxes	30,411,807
Cafeteria receipts	32,914
Total deferred inflows of resources	30,444,721
Net position	
Net investment in capital assets	8,694,493
Restricted for:	
Debt service	4,830,506
Capital projects	546,145
Food service	436,798
Extracurricular activities	227,592
State grants	46,303
Federal grants	1,154
Donations	336,020
Unrestricted	4,095,943
Total net position	\$ 19,214,954

See accompanying notes to the basic financial statements.

AVON LAKE CITY SCHOOL DISTRICT
LORAIN COUNTY

STATEMENT OF ACTIVITIES

FOR THE YEAR ENDED JUNE 30, 2013

	Expenses	Program Revenues		Net (Expense) Revenue and Changes in Net Assets
		Charges for Services and Sales	Operating Grants Interest and Contributions	
Governmental activities				
Instruction				
Regular	\$ 21,373,667	\$ 614,733	\$ 104,653	\$ (20,654,281)
Special	3,014,516	-	297,538	(2,716,978)
Vocational	106,982	-	-	(106,982)
Adult/continuing	12,586	-	-	(12,586)
Other instruction	1,371,889	-	8,087	(1,363,802)
Supporting services				
Pupil	4,243,694	68,539	448,294	(3,726,861)
Instructional staff	968,197	-	97,468	(870,729)
Board of education	16,134	-	-	(16,134)
Administration	3,195,086	-	38,758	(3,156,328)
Fiscal services	1,068,458	-	-	(1,068,458)
Business	153,061	-	-	(153,061)
Operation and maintenance	4,187,039	-	-	(4,187,039)
Pupil transportation	1,802,544	-	-	(1,802,544)
Central services	320,972	-	12,600	(308,372)
Operation of non-instructional services				
Food service operation	1,356,079	1,069,630	300,049	13,600
Community services	279,348	-	297,166	17,818
Extracurricular activities	1,335,805	416,515	-	(919,290)
Interest and fiscal charges	3,015,472	-	-	(3,015,472)
Totals	<u>\$ 47,821,529</u>	<u>\$ 2,169,417</u>	<u>\$ 1,604,613</u>	<u>(44,047,499)</u>

General revenues

Property taxes levied for:

General purpose	27,718,418
Debt service	4,682,640
Capital improvements	627,991
Grants and entitlements not restricted to specific purposes:	9,341,447
Investment earnings	55,891
Miscellaneous	505,421
Total general revenues	<u>42,931,808</u>

Change in net position	(1,115,691)
Net position at beginning of year, restated	<u>20,330,645</u>
Net position at end of year	<u>\$ 19,214,954</u>

See accompanying notes to the basic financial statements.

This page intentionally left blank.

AVON LAKE CITY SCHOOL DISTRICT
LORAIN COUNTY
BALANCE SHEET – GOVERNMENTAL FUNDS
JUNE 30, 2013

	General Fund	Bond Retirement Fund	Other Governmental Funds	Total Governmental Funds
Assets and deferred outflow s of resources				
Assets				
Equity in pooled cash	\$ 5,469,535	\$ 3,233,203	\$ 1,944,834	\$ 10,647,572
Restricted cash	113,990	-	-	113,990
Receivables, net of allow ance				
Taxes, current	27,934,393	4,353,699	2,538,446	34,826,538
Taxes, delinquent	2,875,500	448,200	261,300	3,585,000
Interest receivable	11,300	-	-	11,300
Intergovernmental receivable	-	-	1,077	1,077
Interfund receivable	360,657	-	-	360,657
Inventories and supplies	47,316	-	14,359	61,675
Total assets	36,812,691	8,035,102	4,760,016	49,607,809
Total assets and deferred outflow s of resources	\$ 36,812,691	\$ 8,035,102	\$ 4,760,016	\$ 49,607,809
Liabilities, deferred inflow s of resources and fund balances				
Liabilities				
Accounts and contracts payable	\$ 192,531	\$ -	\$ 30,818	\$ 223,349
Accrued wages and benefits	3,337,625	-	82,769	3,420,394
Intergovernmental payable	899,240	-	27,369	926,609
Interfund payable	-	-	360,657	360,657
Matured compensated absences payable	308,387	-	-	308,387
Total liabilities	4,737,783	-	501,613	5,239,396
Deferred inflow s of resources				
Property taxes	24,416,299	3,789,918	2,205,590	30,411,807
Cafeteria receipts	-	-	32,914	32,914
Unavailable revenue	2,879,100	448,200	261,300	3,588,600
Total deferred inflow s of resources	27,295,399	4,238,118	2,499,804	34,033,321
Fund balances				
Nonspendable	47,316	-	14,359	61,675
Restricted	-	3,796,984	2,107,654	5,904,638
Committed	113,990	-	-	113,990
Assigned	665,041	-	-	665,041
Unassigned	3,953,162	-	(363,414)	3,589,748
Total fund balances	4,779,509	3,796,984	1,758,599	10,335,092
Total liabilities, deferred inflow s of resources and fund balances	\$ 36,812,691	\$ 8,035,102	\$ 4,760,016	\$ 49,607,809

See accompanying notes to the basic financial statements.

AVON LAKE CITY SCHOOL DISTRICT
LORAIN COUNTY
RECONCILIATION OF TOTAL GOVERNMENTAL FUND BALANCES TO
NET POSITION OF GOVERNMENTAL ACTIVITIES
JUNE 30, 2013

Total governmental fund balances	\$ 10,335,092
Amounts reported for governmental activities in the statement of net position are different because:	
Capital assets used in governmental activities are not financial resources and therefore not reported in the funds.	58,711,341
Other long term assets are not available to pay for current period expenditures and therefore are deferred in the funds. These deferrals are attributed to property taxes, charges for services and accrued interest income.	3,588,600
An internal service fund is used by management to charge the costs of insurance to individual funds. The assets and liabilities of the internal service fund are included in governmental activities in the statement of net assets.	3,335,379
Long-term liabilities are not due and payable in the current period and therefore are not reported in the funds:	
Compensated absences	(5,284,118)
Bonds payable	(51,136,537)
Capital lease payable	(251,641)
Accrued interest payable	<u>(83,162)</u>
Net position of governmental activities	<u>\$ 19,214,954</u>

See accompanying notes to the basic financial statements.

AVON LAKE CITY SCHOOL DISTRICT
LORAIN COUNTY

STATEMENT OF REVENUES, EXPENDITURES AND CHANGES IN FUND BALANCES -
GOVERNMENTAL FUNDS

FOR THE YEAR ENDED JUNE 30, 2013

	General Fund	Bond Retirement Fund	Other Governmental Funds	Total Governmental Funds
Revenues				
Taxes	\$ 25,776,618	\$ 4,037,625	\$ 804,506	\$ 30,618,749
Tuition and fees	670,144	-	13,128	683,272
Interest	48,922	-	437	49,359
Intergovernmental	7,591,212	785,969	2,568,879	10,946,060
Extracurricular	30,979	-	385,536	416,515
Charges for services	-	-	1,069,630	1,069,630
Other	343,927	-	184,312	528,239
Total revenues	34,461,802	4,823,594	5,026,428	44,311,824
Expenditures				
Current				
Instruction				
Regular	18,834,748	-	781,286	19,616,034
Special	2,710,194	-	296,384	3,006,578
Vocational	102,276	-	495	102,771
Adult/continuing	12,586	-	-	12,586
Other instruction	1,357,579	-	8,087	1,365,666
Supporting services				
Pupil	3,720,150	-	461,454	4,181,604
Instructional staff	840,400	-	118,647	959,047
Board of education	16,134	-	-	16,134
Administration	2,982,517	-	57,864	3,040,381
Fiscal services	974,519	70,242	15,189	1,059,950
Business	145,900	-	-	145,900
Operation and maintenance	4,210,894	-	210,766	4,421,660
Pupil transportation	1,678,434	-	212,596	1,891,030
Central services	308,372	-	12,600	320,972
Operation of non-instructional services				
Food service operation	-	-	1,311,263	1,311,263
Community services	4,066	-	255,552	259,618
Extracurricular activities	931,924	-	374,800	1,306,724
Capital outlay	-	-	1,039,794	1,039,794
Debt service				
Principal	93,449	1,925,000	300,000	2,318,449
Interest	15,918	2,491,190	18,200	2,525,308
Total expenditures	38,940,060	4,486,432	5,474,977	48,901,469
Net change in fund balances	(4,478,258)	337,162	(448,549)	(4,589,645)
Fund balances, beginning of year	9,257,767	3,459,822	2,207,148	14,924,737
Fund balances, end of year	\$ 4,779,509	\$ 3,796,984	\$ 1,758,599	\$ 10,335,092

See accompanying notes to the basic financial statements.

AVON LAKE CITY SCHOOL DISTRICT
LORAIN COUNTY

RECONCILIATION OF THE STATEMENT OF REVENUES, EXPENDITURES AND CHANGES IN
FUND BALANCES OF GOVERNMENTAL FUNDS TO THE STATEMENT OF ACTIVITIES

FOR THE YEAR ENDED JUNE 30, 2013

Net change in fund balances - total governmental funds		\$ (4,589,645)
Amounts reported for governmental activities in the statement of activities are different because:		
Governmental funds report capital outlay as expenditures. However, in the statement of activities, the cost of those assets is allocated over their useful lives and reported as depreciation expense. This is the amount by which depreciation expense exceeded net capital outlay in the current period.		
	Capital outlay, net	1,904,988
	Depreciation expense	<u>(2,947,284)</u>
		(1,042,296)
Revenues in the statement of activities that do not provide current financial resources are not reported as revenues in the funds.		
	Interest	2,100
	Property taxes	<u>2,410,300</u>
		2,412,400
Repayment of bond, loan, note and capital lease principal is an expenditure in the governmental funds, but the repayment reduces long-term liabilities in the statement of net assets.		
		2,318,449
In the statement of activities, interest accrued on outstanding bonds and bond and notes accretion are amortized over the term of the bonds and notes, whereas in governmental funds, the expenditure is reported when the bonds and notes are issued.		
	Accrued interest	4,303
	Annual accretion	<u>(494,467)</u>
		(490,164)
Some expenses reported in the statement of activities do not require the use of current financial resources and therefore are not reported as expenditures in governmental funds.		
	Compensated absences	(271,559)
The internal service fund used by management to charge the costs of insurance to individual funds is not reported in the government-wide statement of activities. Governmental fund expenditures and the related internal service fund revenues are eliminated. The net revenue (expense) of the internal service fund is allocated among the governmental activities.		
		<u>547,124</u>
Change in net position of governmental activities		<u>\$ (1,115,691)</u>

See accompanying notes to the basic financial statements.

AVON LAKE CITY SCHOOL DISTRICT
LORAIN COUNTY

STATEMENT OF REVENUES, EXPENDITURES AND CHANGES IN FUND BALANCE
BUDGET (NON-GAAP BASIS) AND ACTUAL – GENERAL FUND

FOR THE YEAR ENDED JUNE 30, 2013

	General Fund			Variance with Final Budget Positive (Negative)
	Budget Amounts		Actual	
	Original	Final		
Revenues				
Taxes	\$ 23,625,452	\$ 24,744,932	\$ 24,767,347	\$ 22,415
Tuition and fees	586,391	614,177	614,733	556
Interest	46,753	48,969	49,013	44
Intergovernmental	7,241,220	7,584,342	7,591,212	6,870
Miscellaneous	182,577	191,229	191,402	173
Total revenues	<u>31,682,393</u>	<u>33,183,649</u>	<u>33,213,707</u>	<u>30,058</u>
Expenditures				
Current				
Instruction				
Regular	17,150,826	19,443,402	19,377,418	65,984
Special	2,390,956	2,710,558	2,701,360	9,198
Vocational	93,291	105,762	105,403	359
Adult/continuing	11,164	12,656	12,613	43
Other instruction	1,205,091	1,366,178	1,361,541	4,637
Supporting services				
Pupil	3,165,968	3,589,168	3,576,987	12,181
Instructional staff	754,957	855,874	852,969	2,905
Board of education	14,540	16,483	16,427	56
Administration	2,728,830	3,093,595	3,083,098	10,497
Fiscal services	866,033	981,798	978,465	3,333
Business	132,394	150,091	149,581	510
Operation and maintenance	3,994,484	4,528,431	4,513,063	15,368
Pupil transportation	1,508,454	1,710,092	1,704,288	5,804
Central services	285,950	324,174	323,073	1,101
Operation of non-instructional services				
Community services	40	45	45	-
Extracurricular activities				
Academic and subject oriented	93,754	106,287	105,926	361
Occupation oriented	1,084	1,230	1,225	5
Sports oriented	662,619	751,191	748,642	2,549
Co-curricular activities	49,618	56,251	56,060	191
Total expenditures	<u>35,110,053</u>	<u>39,803,266</u>	<u>39,668,184</u>	<u>135,082</u>
Excess (deficiency) of revenues over expenditures	<u>(3,427,660)</u>	<u>(6,619,617)</u>	<u>(6,454,477)</u>	<u>165,140</u>
Other financing sources (uses)				
Gain (loss) on sale of assets	-	14,031	14,031	-
Advances in	-	1,444,625	1,444,625	-
Refund of prior year expenditures	-	130,821	130,821	-
Advances out	-	(306,789)	(306,789)	-
Total other financing sources (uses)	<u>-</u>	<u>1,282,688</u>	<u>1,282,688</u>	<u>-</u>
Net change in fund balance	<u>(3,427,660)</u>	<u>(5,336,929)</u>	<u>(5,171,789)</u>	<u>165,140</u>
Prior year encumbrances	2,517,503	2,517,503	2,517,503	-
Fund balances, beginning of year	<u>7,373,956</u>	<u>7,373,956</u>	<u>7,373,956</u>	<u>-</u>
Fund balances, end of year	<u>\$ 6,463,799</u>	<u>\$ 4,554,530</u>	<u>\$ 4,719,670</u>	<u>\$ 165,140</u>

See accompanying notes to the basic financial statements.

AVON LAKE CITY SCHOOL DISTRICT
LORAIN COUNTY

STATEMENT OF FUND NET POSITION
INTERNAL SERVICE FUND

JUNE 30, 2013

	<u>Self Insurance</u>
Assets	
Current assets	
Equity in pooled cash	\$ 3,393,230
Total assets	<u>3,393,230</u>
Liabilities	
Current liabilities	
Accounts and contracts payable	1,851
Claims payable	56,000
Total liabilities	<u>57,851</u>
Net assets	
Unrestricted	<u>\$ 3,335,379</u>

See accompanying notes to the basic financial statements.

AVON LAKE CITY SCHOOL DISTRICT
LORAIN COUNTY
STATEMENT OF REVENUE, EXPENSES AND CHANGES IN FUND NET POSITION
INTERNAL SERVICE FUND
FOR THE YEAR ENDED JUNE 30, 2013

	<u>Self Insurance</u>
Operating revenues	
Charges for services	<u>\$ 2,698,062</u>
Operating expenses	
Purchased services	184,270
Claims	1,971,100
Total operating expenses	<u>2,155,370</u>
Operating income	<u>542,692</u>
Nonoperating revenues	
Interest income	<u>4,432</u>
Change in net assets	547,124
Net assets, beginning of year	<u>2,788,255</u>
Net assets, end of year	<u>\$ 3,335,379</u>

See accompanying notes to the basic financial statements.

AVON LAKE CITY SCHOOL DISTRICT
LORAIN COUNTY

STATEMENT OF CASH FLOWS
INTERNAL SERVICE FUND

FOR THE YEAR ENDED JUNE 30, 2013

	<u>Self Insurance</u>
Cash flows from operating activities	
Cash received from interfund services	\$ 2,698,062
Cash payments for claims	(2,433,100)
Cash payments for goods and services	(183,388)
Net cash provided by operating activities	<u>81,574</u>
Cash flows from investing activities	
Interest income	4,432
Net cash provided by investing activities	<u>4,432</u>
Net increase in cash and cash equivalents	86,006
Cash and cash equivalents, beginning of year	<u>3,307,224</u>
Cash and cash equivalents, end of year	<u>\$ 3,393,230</u>
Reconciliation of operating income to net cash provided by operating activities:	
Operating income	<u>\$ 542,692</u>
Adjustments	
Increase in accounts and contracts payable	882
Decrease in claims payable	(462,000)
Total adjustments	<u>(461,118)</u>
Net cash provided by operating activities	<u>\$ 81,574</u>

See accompanying notes to the basic financial statements.

AVON LAKE CITY SCHOOL DISTRICT
LORAIN COUNTY
STATEMENT OF FIDUCIARY ASSETS AND LIABILITIES
AGENCY FUNDS
JUNE 30, 2013

Assets	
Equity in pooled cash	\$ 98,757
Total assets	<u>\$ 98,757</u>
Liabilities	
Accounts payable	\$ 80
Due to students	95,085
Due to others	<u>3,592</u>
Total liabilities	<u>\$ 98,757</u>

See accompanying notes to the basic financial statements.

AVON LAKE CITY SCHOOL DISTRICT
LORAIN COUNTY
NOTES TO THE BASIC FINANCIAL STATEMENTS
FOR THE YEAR ENDED JUNE 30, 2013

NOTE 1 SUMMARY OF SIGNIFICANT ACCOUNTING POLICIES

A. REPORTING ENTITY

The Avon Lake City School District (the "School District") is organized under Article VI, Sections 2 and 3 of the Constitution of the State of Ohio. The School District operates under a locally elected Board of Education consisting of five members elected at-large for staggered four year terms. The School District provides educational services as mandated by State and Federal agencies.

The School District is located in Avon Lake, Lorain County, Ohio, and includes an area extending roughly twelve square miles around the City. It is staffed by 236 non-certified personnel, 159 certified full-time teaching personnel, and 13 administrative employees to provide services to 3,821 students and other community members. The School District operates 4 elementary schools (K-4), 1 intermediate school (5-6), 1 middle school (7-8), and 1 high school (9-12).

The reporting entity is comprised of the primary government, component units, and other organizations that are included to ensure that the financial statements are not misleading. The primary government of the School District consists of all funds, departments, boards, and agencies that are not legally separate from the School District. For the School District, this includes general operations, food service, and student related activities.

Component units are legally separate organizations for which the School District is financially accountable. The School District is financially accountable for an organization if the School District appoints a voting majority of the organization's governing board and (1) the School District is able to significantly influence the programs or services performed or provided by the organization; or (2) the School District is legally entitled to or can otherwise access the organization's resources; the School District is legally obligated or has otherwise assumed the responsibility to finance the deficits of, or provide financial support to, the organization; or the School District is obligated for the debt of the organization. Component units may also include organizations that are fiscally dependent on the School District in that the School District approves the budget, the issuance of debt or levying of taxes. The School District does not have any component units.

The School District participates in five jointly governed organizations and is associated with a related organization. The organizations are the North Coast Council, the Lorain County Joint Vocational School District, the Ohio Schools Council Association, the Suburban Health Consortium, and the Avon Lake Public Library. These organizations are presented in Notes 17 and 18 of the basic financial statements.

B. BASIS OF PRESENTATION

The financial statements of the School District have been prepared in conformity with generally accepted accounting principles (GAAP) as applied to governmental units. The Governmental Accounting Standards Board (GASB) is the accepted standard-setting body for establishing governmental accounting and financial reporting principles. The more significant of the School District's accounting policies are described below.

AVON LAKE CITY SCHOOL DISTRICT
LORAIN COUNTY
NOTES TO THE BASIC FINANCIAL STATEMENTS
FOR THE YEAR ENDED JUNE 30, 2013

NOTE 1 - SUMMARY OF SIGNIFICANT ACCOUNTING POLICIES (continued)

B. BASIS OF PRESENTATION (continued)

The School District's basic financial statements consist of government-wide statements, including a statement of net position and a statement of activities, and fund financial statements, which provide a more detailed level of financial information.

Government-wide Financial Statements

The statement of net position and the statement of activities display information about the School District as a whole. These statements include the financial activities of the primary government, except for fiduciary funds. The activity of the Internal Service Fund is eliminated to avoid "doubling up" revenues and expenses. Interfund services provided and used are not eliminated in the process of consolidation.

The statement of net position presents the financial condition of the governmental activities of the School District at fiscal year-end. The statement of activities presents a comparison between direct expenses and program revenues for each program or function of the School District's governmental activities. Direct expenses are those that are specifically associated with a service, program, or department and therefore clearly identifiable to a particular function. Program revenues include charges paid by the recipient of the goods or services offered by the program, grants and contributions that are restricted to meeting the operational or capital requirements of a particular program and interest earned on grants that is required to be used to support a particular program. Revenues which are not classified as program revenues are presented as general revenues of the School District, with certain limited exceptions. The comparison of direct expenses with program revenues identifies the extent to which each governmental activity is self-financing or draws from the general revenues of the School District.

Fund Financial Statements

During the fiscal year, the School District segregates transactions related to certain School District functions or activities in separate funds in order to aid financial management and to demonstrate legal compliance. Fund financial statements are designed to present financial information of the School District at this more detailed level. The focus of the governmental fund financial statements is on major funds. Each major fund is presented in a separate column. Nonmajor funds are aggregated and presented in a single column. The Internal Service Fund is presented in a single column on the face of the proprietary fund statements. The fiduciary fund is reported by type.

C. FUND ACCOUNTING

The School District uses funds to maintain its financial records during the fiscal year. A fund is defined as a fiscal and accounting entity with a self balancing set of accounts. There are three categories of funds: governmental, proprietary and fiduciary.

Governmental Funds

Governmental funds are those through which most governmental functions are financed. Governmental fund reporting focuses on the sources, uses, and balances of current financial resources. Expendable assets and deferred outflows of resources are assigned to the various governmental funds according to the purposes for which they may or must be used. Current liabilities and deferred inflows of resources are assigned to the fund from which they will be paid. The difference between governmental fund assets and deferred outflows of resources compared to liabilities and deferred inflows of resources is reported as fund balance. The following are the School District's major governmental funds:

AVON LAKE CITY SCHOOL DISTRICT
LORAIN COUNTY
NOTES TO THE BASIC FINANCIAL STATEMENTS
FOR THE YEAR ENDED JUNE 30, 2013

NOTE 1 - SUMMARY OF SIGNIFICANT ACCOUNTING POLICIES (continued)

C. FUND ACCOUNTING (continued)

General Fund - The General Fund is the operating fund of the School District and is used to account for all financial resources except those required to be accounted for in another fund. The General Fund balance is available to the School District for any purpose provided it is expended or transferred according to the general laws of Ohio.

Bond Retirement Fund - The Bond Retirement Fund is used to account for tax levies that are utilized for the repayment of general obligation bonds of the School District.

The other governmental funds of the School District account for grants and other resources whose use is restricted to a particular purpose.

Proprietary Fund Type

Proprietary funds focus on the determination of operating income, changes in net position, financial position, and cash flows and are classified as either enterprise or internal service. The School District only has an Internal Service Fund.

Internal Service Fund - The Internal Service Fund accounts for the financing of services provided by one department or agency to other departments or agencies of the School District on a cost-reimbursement basis. The School District utilizes an internal service fund to account for the operation of the School District's self insurance program for employee medical benefits.

Fiduciary Fund Type

Fiduciary fund reporting focuses on net position and changes in net position. The fiduciary fund category is split into four classifications: pension trust funds, investment trust funds, private-purpose trust funds, and agency funds. Trust funds are used to account for assets held by the School District under a trust agreement for individuals, private organizations, or other governments and are therefore not available to support the School District's own programs. The School District has no trust funds. Agency funds are custodial in nature (assets equal liabilities) and do not involve measurement of results of operations. The School District's agency funds report resources that belong to the student bodies of the various schools and staff services outside the scope of normal operations.

D. MEASUREMENT FOCUS

Government-wide Financial Statements - The government-wide financial statements are prepared using the economic resources measurement focus. All assets and deferred outflows of resources and all liabilities and deferred inflows of inflows associated with the operation of the School District are included on the statement of net position. The statement of activities presents increases (i.e., revenues) and decreases (i.e., expenses) in total net position.

AVON LAKE CITY SCHOOL DISTRICT
LORAIN COUNTY
NOTES TO THE BASIC FINANCIAL STATEMENTS
FOR THE YEAR ENDED JUNE 30, 2013

NOTE 1 - SUMMARY OF SIGNIFICANT ACCOUNTING POLICIES (continued)

D. MEASUREMENT FOCUS (continued)

Fund Financial Statements - All governmental funds are accounted for using a flow of current financial resources measurement focus. With this measurement focus, only current assets and deferred outflows of resources along with current liabilities and deferred inflows of resources generally are included on the balance sheet. The statement of revenues, expenditures, and changes in fund balances reports on the sources (i.e., revenues and other financing sources) and uses (i.e., expenditures and other financing uses) of current financial resources. This approach differs from the manner in which the governmental activities of the government-wide financial statements are prepared. Governmental fund financial statements therefore include reconciliations with brief explanations to better identify the relationship between the government-wide statements and the statements for governmental funds.

Like the government-wide statements, the Internal Service Fund is accounted for on a flow of economic resources measurement focus. All assets and deferred outflows of resources along with all liabilities and deferred inflows of resources associated with the operation of the fund are included on the statement of fund net position. The statement of revenues, expenses, and changes in fund net position presents increases (i.e., revenues) and decreases (i.e., expenses) in total net position. The statement of cash flows provides information about how the School District finances and meets the cash flow needs of its Internal Service Fund activity.

E. BASIS OF ACCOUNTING

Basis of accounting determines when transactions are recorded in the financial records and reported on the financial statements. Government-wide financial statements are prepared using the accrual basis of accounting. Governmental funds use the modified accrual basis of accounting. Proprietary and fiduciary funds also use the accrual basis of accounting. Differences between the accrual and modified accrual basis of accounting arise in the recognition of revenue, the recording of deferred outflows/inflows of resources, and in the presentation of expenses versus expenditures.

Revenues - Exchange and Non-exchange Transactions

Revenue resulting from exchange transactions, in which each party gives and receives essentially equal value, is recorded on the accrual basis when the exchange takes place. On a modified accrual basis, revenue is recorded in the fiscal year in which the resources are measurable and become available. Available means that the resources will be collected within the current fiscal year or are expected to be collected soon enough thereafter to be used to pay liabilities of the current fiscal year. For the School District, available means expected to be received within sixty days of fiscal year-end.

Non-exchange transactions, in which the School District receives value without directly giving equal value in return, include property taxes, grants, entitlements, and donations. On an accrual basis, revenue from property taxes is recognized in the fiscal year for which the taxes are levied (See Note 7). Revenue from grants, entitlements, and donations is recognized in the fiscal year in which all eligibility requirements have been satisfied. Eligibility requirements include timing requirements, which specify the fiscal year when the resources are required to be used or the fiscal year when use is first permitted, matching requirements, in which the School District must provide local resources to be used for a specified purpose, and expenditure requirements, in which the resources are provided to the School District on a reimbursement basis. On a modified accrual basis, revenue from non-exchange transactions must also be available before it can be recognized.

AVON LAKE CITY SCHOOL DISTRICT
LORAIN COUNTY
NOTES TO THE BASIC FINANCIAL STATEMENTS
FOR THE YEAR ENDED JUNE 30, 2013

NOTE 1 - SUMMARY OF SIGNIFICANT ACCOUNTING POLICIES (continued)

E. BASIS OF ACCOUNTING (continued)

Under the modified accrual basis, the following revenue sources are considered to be both measurable and available at fiscal year-end: property taxes available in advance, interest, tuition, grants, student fees and rentals.

Deferred Outflows/Inflows of Resources

In addition to assets, the statements of financial position will sometimes report a separate section for deferred outflows of resources. Deferred outflows of resources, represents a consumption of net position that applies to a future period and will not be recognized as an outflow of resources (expense/expenditure) until then. In addition to liabilities, the statements of financial position report a separate section for deferred inflows of resources. Deferred inflows of resources represent an acquisition of net position that applies to a future period and will not be recognized as an inflow of resources (revenue) until that time. For the School District, deferred inflows of resources include property taxes, cafeteria receipts, and unavailable revenues. Property taxes represent amounts for which there is an enforceable legal claim as of June 30, 2013, but which were levied to finance year 2014 operations. Cafeteria receipts represent the positive account balance on student lunch cards as of June 30, 2013, which amounts will be used to purchase lunch in future fiscal years. These amounts have been recorded as deferred inflows on both the government-wide statement of net position and the governmental fund financial statements. Unavailable revenue is reported only on the governmental funds balance sheet, and represents receivables which will not be collected within the available period. For the School District, unavailable revenue includes delinquent property taxes. These amounts are deferred and recognized as inflows of resources in the period the amounts become available.

Expenses/Expenditures

On the accrual basis of accounting, expenses are recognized when they are incurred.

The measurement focus of governmental fund accounting is on decreases in net financial resources (expenditures) rather than expenses. Expenditures are generally recognized in the accounting period in which the related fund liability is incurred, if measurable. Allocations of cost, such as depreciation and amortization, are not recognized in the governmental funds.

F. BUDGETARY PROCESS

All funds, other than agency funds, are legally required to be budgeted and appropriated. The major documents prepared are the tax budget, the appropriation resolution, and the certificate of estimated resources, which are prepared on the budgetary basis of accounting. The tax budget demonstrates a need for existing or increased tax rates. The certificate of estimated resources establishes a limit on the amount that the Board of Education may appropriate. The appropriation resolution is the Board's authorization to spend resources and sets annual limits on expenditures plus encumbrances at the level of control selected by the Board. The legal level of control has been established by the Board of Education at the fund level for all funds. Budgetary modifications may only be made by resolution of the Board at the legal level of control. The Treasurer has been authorized to allocate appropriations to the function and object level within each fund.

The certificate of estimated resources may be amended during the fiscal year if projected increases or decreases in revenue are identified by the School District Treasurer. The amounts reported as the original budgeted amounts on the budgetary statements reflect the amounts in the certificate when the original appropriations were adopted. The amounts reported as the final budgeted amounts on the budgetary statements reflect the amounts in the amended certificate that were in effect at the time the final appropriations were passed by the Board of Education.

AVON LAKE CITY SCHOOL DISTRICT
LORAIN COUNTY
NOTES TO THE BASIC FINANCIAL STATEMENTS
FOR THE YEAR ENDED JUNE 30, 2013

NOTE 1 - SUMMARY OF SIGNIFICANT ACCOUNTING POLICIES (continued)

F. BUDGETARY PROCESS (continued)

The appropriations resolution is subject to amendment by the Board throughout the fiscal year with the restriction that appropriations may not exceed estimated resources by fund. The amounts reported as the original budgeted amounts reflect the first appropriation for that fund that covered the entire fiscal year, including amounts automatically carried forward from prior fiscal years. The amounts reported as the final budgeted amounts represent the final appropriation amounts passed by the Board during the fiscal year.

G. CASH AND CASH EQUIVALENTS

To improve cash management, cash received by the School District is pooled. Monies for all funds are maintained in this pool. Individual fund integrity is maintained through School District records. Interest in the pool is presented as "equity in pooled cash".

During fiscal year 2013, investments were limited to STAR Ohio and Federal Farm Credit Bank.

Investments are reported at fair value which is based on quoted market prices, with the exception of repurchase agreements, which are reported at cost.

STAR Ohio is an investment pool managed by the State Treasurer's Office which allows governments within the State to pool their funds for investment purposes. STAR Ohio is not registered with the SEC as an investment company, but does operate in a manner consistent with Rule 2a7 of the Investment Company Act of 1940. Investments in STAR Ohio are valued at STAR Ohio's share price, which is the price the investment could be sold for on June 30, 2013.

Following Ohio statutes, the Board of Education has, by resolution, identified the funds to receive an allocation of interest earnings. Interest revenue credited to the General Fund during fiscal year 2013 amounted to \$ 48,922, which includes \$ 10,779 assigned from other funds.

Investments of the cash management pool and investments with an original maturity of three months or less at the time they are purchased by the School District are reported as cash equivalents.

H. RESTRICTED ASSETS

Assets are reported as restricted when limitations on their use change in nature or normal understanding of the availability of the asset. Such constraints are either imposed by creditors, contributors, grantors, or laws of other governments or imposed by enabling legislation. Restricted assets in the General Fund include amounts required by State Statute to be set-aside for the creation of a reserve for budget stabilization. See Note 21 for additional information regarding set-asides.

AVON LAKE CITY SCHOOL DISTRICT
LORAIN COUNTY
NOTES TO THE BASIC FINANCIAL STATEMENTS
FOR THE YEAR ENDED JUNE 30, 2013

NOTE 1 - SUMMARY OF SIGNIFICANT ACCOUNTING POLICIES (continued)

I. PREPAID ITEMS

Payments made to vendors for services that will benefit periods beyond June 30, 2013, are reported as prepaid items using the consumption method. A current asset for the prepaid amount is recorded at the time of the purchase and an expenditure/expense is reported in the year in which services are consumed.

J. INVENTORY

Inventories are presented at cost on a first-in, first-out basis and are expended/expensed when used. Inventory consists of donated food, purchased food and school supplies held for resale and materials and supplies for consumption.

K. CAPITAL ASSETS

All capital assets of the School District are classified as general capital assets. These assets generally result from expenditures in the governmental funds. They are reported in the governmental activities column of the government-wide statement of net position but are not reported in the fund financial statements.

Capital assets are capitalized at cost (or estimated historical cost) and updated for additions and retirements during the fiscal year. Donated capital assets are recorded at their fair market values as of the date received. The School District maintains a capitalization threshold of five thousand dollars. The School District does not possess any infrastructure. Improvements are capitalized; the costs of normal maintenance and repairs that do not add to the value of an asset or materially extend an asset's life are not.

All reported capital assets except land and construction in process are depreciated. Improvements are depreciated over the remaining useful lives of the related capital assets. Depreciation is computed using the straight-line method over the following useful lives:

<u>Asset</u>	<u>Estimated Useful Life</u>
Land improvements	3 - 25 years
Buildings and improvements	5 - 90 years
Furniture and equipment	3 - 40 years
Vehicles	7 - 13 years

AVON LAKE CITY SCHOOL DISTRICT
LORAIN COUNTY
NOTES TO THE BASIC FINANCIAL STATEMENTS
FOR THE YEAR ENDED JUNE 30, 2013

NOTE 1 - SUMMARY OF SIGNIFICANT ACCOUNTING POLICIES (continued)

L. INTERFUND BALANCES

On the fund financial statements, receivables and payables resulting from short-term interfund loans and unpaid amounts for interfund services are classified as "interfund receivables/payables". Interfund loans which do not represent available expendable resources are offset by a fund balance reserve account. Interfund balance amounts are eliminated in the statement of net position.

M. COMPENSATED ABSENCES

Vacation benefits are accrued as a liability as the benefits are earned if the employees' rights to receive compensation are attributable to services already rendered and it is probable that the School District will compensate the employees for the benefits through paid time off or some other means. The School District records a liability for accumulated unused vacation time when earned for all employees with more than one year of service.

Sick leave benefits are accrued as a liability using the termination method. An accrual for earned sick leave is made to the extent it is probable that benefits will result in termination payments. The liability is an estimate based on the School District's past experience of making termination payments.

The entire compensated absence liability is reported on the government-wide financial statements.

On the governmental fund financial statements, compensated absences are recognized as liabilities and expenditures to the extent payments come due each period upon the occurrence of employee resignations and retirements. These amounts are recorded in the account "matured compensated absences payable" in the General Fund.

N. ACCRUED LIABILITIES AND LONG-TERM OBLIGATIONS

All payables, accrued liabilities, and long-term obligations are reported in the government-wide financial statements, and all payables, accrued liabilities and long-term obligations payable from the Internal Service Fund are reported on the Internal Service Fund financial statements.

In general, governmental fund payables and accrued liabilities that, once incurred, are paid in a timely manner and in full from current financial resources are reported as obligations of the funds. However, claims, compensated absences and contractually required pension contributions that will be paid from governmental funds are reported as a liability in the fund financial statements only to the extent that they are due for payment during the current fiscal year. Bonds, capital lease obligations, long-term notes and loans are recognized as a liability on the governmental fund financial statements when due.

O. NET POSITION

Net position represent the difference between assets and liabilities. Net investment in capital assets, consists of capital assets, net of accumulated depreciation, reduced by the outstanding balances of any borrowing used for the acquisition, construction or improvement of those assets. Net positions are reported as restricted when there are limitations imposed on their use either through the enabling legislation adopted by the School District or through external restrictions imposed by creditors, grantors or laws or regulations of other governments.

The government-wide statement of net position reports \$ 6,424,518 of restricted net position, none of which is restricted by enabling legislation.

The School District applies restricted resources when an expense is incurred for purposes for which both restricted and unrestricted net position are available.

AVON LAKE CITY SCHOOL DISTRICT
LORAIN COUNTY
NOTES TO THE BASIC FINANCIAL STATEMENTS
FOR THE YEAR ENDED JUNE 30, 2013

NOTE 1 - SUMMARY OF SIGNIFICANT ACCOUNTING POLICIES (continued)

P. FUND BALANCE

Fund balance is divided into five classifications based primarily on the extent to which the School District is bound to observe constraints imposed upon the use of the resources in the governmental funds. The classifications are as follows:

Nonspendable - The nonspendable fund balance category includes amounts that cannot be spent because they are not in spendable form, or legally or contractually required to be maintained intact. The "not in spendable form" criterion includes items that are not expected to be converted to cash. It also includes the long-term amount of loans receivable, as well as property acquired for resale, unless the use of the proceeds from the collection of those receivables or from the sale of those properties is restricted, committed, or assigned.

Restricted - Fund balance is reported as restricted when constraints placed on the use of resources are either externally imposed by creditors (such as through debt covenants), grantors, contributors, or laws or regulations of other governments or is imposed by law through constitutional provisions.

Committed - The committed fund balance classification includes amounts that can be used only for the specific purposes imposed by a formal action (resolution) of the School District Board of Education. Those committed amounts cannot be used for any other purpose unless the School District Board of Education removes or changes the specified use by taking the same type of action (resolution) it employed to previously commit those amounts. Committed fund balance also incorporates contractual obligations to the extent that existing resources in the fund have been specifically committed for use in satisfying those contractual requirements.

Assigned - Amounts in the assigned fund balance classification are intended to be used by the School District for specific purposes but do not meet the criteria to be classified as restricted or committed. In governmental funds other than the general fund, assigned fund balance represents the remaining amount that is not restricted or committed. In the general fund, assigned amounts represent intended uses established by policies of the School District Board of Education, which policies includes giving the Treasurer the authority to constrain monies for intended purposes.

Unassigned - Unassigned fund balance is the residual classification for the general fund and includes all spendable amounts not contained in the other classifications. In other governmental funds, the unassigned classification is used only to report a deficit balance resulting from overspending for specific purposes for which amounts had been restricted, committed, or assigned.

The School District applies restricted resources first when expenditures are incurred for purposes for which either restricted or unrestricted (committed, assigned, and unassigned) amounts are available. Similarly, within unrestricted fund balance, committed amounts are reduced first followed by assigned, and then unassigned amounts when expenditures are incurred for purposes for which amounts in any of the unrestricted fund balance classifications could be used.

Q. OPERATING REVENUES AND EXPENSES

Operating revenues are those revenues that are generated directly from the primary activity of the proprietary funds. For the School District, these revenues are charges for services for health insurance in the Internal Service Fund. Operating expenses are necessary costs incurred to provide the good or service that are the primary activity of the fund. Revenues and expenses not meeting these definitions are reported as nonoperating.

AVON LAKE CITY SCHOOL DISTRICT
LORAIN COUNTY
NOTES TO THE BASIC FINANCIAL STATEMENTS
FOR THE YEAR ENDED JUNE 30, 2013

NOTE 1 - SUMMARY OF SIGNIFICANT ACCOUNTING POLICIES (continued)

R. EXTRAORDINARY AND SPECIAL ITEMS

Extraordinary items are transactions or events that are both unusual in nature and infrequent in occurrence. Special items are transactions or events that are within the control of the Board of Education and that are either unusual in nature or infrequent in occurrence.

S. ESTIMATES

The preparation of the financial statements in conformity with generally accepted accounting principles requires management to make estimates and assumptions that affect the amounts reported in the financial statements and accompanying notes. Actual results may differ from those estimates.

NOTE 2 – CHANGE IN ACCOUNTING PRINCIPLES AND PRIOR PERIOD ADJUSTMENT

A. CHANGE IN ACCOUNTING PRICIPLES

GASB Statement No. 60, "Accounting and Financial Reporting for Service Concession Arrangements". The objective of this Statement is to improve financial reporting by addressing issues related to service concession arrangements (SCAs), which are a type of public-private or public-public partnership. The requirements of this Statement are effective for financial statements for periods beginning after December 15, 2011 and have been implemented by the School District. The implementation of GASB Statement No. 60 did not have an effect on the financial statements of the School District.

GASB Statement No. 61, "The Financial Reporting Entity: Omnibus," modifies existing requirements for the assessment of potential component units in determining what should be included in the financial reporting entity, the display of component units presentation and certain disclosure requirements. The implementation of GASB Statement No. 61 did not result in any change in the School District's financial statements

GASB Statement No. 62, "Codification of Accounting and Financial Reporting Guidance Contained in Pre-November 30, 1989 FASB and AICPA Pronouncements". The objective of this Statement is to incorporate into the GASB's authoritative literature certain accounting and financial reporting guidance that is included in the FASB and AICPA pronouncements which does not conflict with or contradict GASB pronouncements. The requirements of this Statement are effective for financial statements for periods beginning after December 15, 2011 and have been implemented by the School District. The implementation of GASB Statement No. 62 did not have an effect on the financial statements of the School District.

GASB Statement No. 63, "Financial Reporting of Deferred Outflows of Resources, Deferred Inflows of Resources, and Net Position". This Statement provides financial reporting guidance for deferred outflows of resources and deferred inflows of resources. The requirements of this Statement are effective for financial statements for periods beginning after December 15, 2011 and have been implemented by the School District. The implementation of GASB Statement No. 63 did have an effect on the presentation of the financial statements of the School District, however the implementation did not require any restatements of beginning balances.

AVON LAKE CITY SCHOOL DISTRICT
LORAIN COUNTY
NOTES TO THE BASIC FINANCIAL STATEMENTS
FOR THE YEAR ENDED JUNE 30, 2013

NOTE 2 – CHANGE IN ACCOUNTING PRINCIPLES AND PRIOR PERIOD ADJUSTMENT (continued)

A. CHANGE IN ACCOUNTING PRICIPLES (continued)

GASB Statement No. 64, "Derivative Instruments: Application of Hedge Accounting Termination Provisions". The objective of this Statement is to clarify whether an effective hedging relationship continues after the replacement of a swap counterparty or a swap counterparty's credit support provider. This Statement sets forth criteria that establish when the effective hedging relationship continues and hedge accounting should continue to be applied. The requirements of this Statement are effective for financial statements for periods beginning after June 15, 2011 and have been implemented by the School District. The implementation of GASB Statement No. 64 did not have an effect on the financial statements of the School District.

GASB Statement Number 65, "Items Previously Reported as Assets and Liabilities." This Statement establishes accounting and financial reporting standards that reclassify, as deferred outflows of resources or deferred inflows of resources, certain items that were previously reported as assets and liabilities and recognizes, as outflows of resources or inflows of resources, certain items that were previously reported as assets and liabilities. The provisions of this Statement are effective for financial statements for periods beginning after December 15, 2012 and have been implemented by the School District. The implementation of GASB Statement No. 65 did have an effect on the presentation of the financial statements of the School District, however the implementation did not require any restatements of beginning balances.

B. PRIOR PERIOD ADJUSTMENT

The School District amended the opening balance of depreciable capital assets, net, long-term obligations and net position, to properly reflect as a capital lease. This lease was previously accounted for as an operating lease.

	As Previously Reported <u>6/30/2012</u>	<u>Restatement</u>	As Restated <u>6/30/2012</u>
Depreciable capital assets, net	<u>\$ 53,493,698</u>	<u>\$ 218,294</u>	<u>\$ 53,711,992</u>
Long-term obligations	<u>\$ 58,334,055</u>	<u>\$ 226,883</u>	<u>\$ 58,560,938</u>
Net position	<u>\$ 20,339,234</u>	<u>\$ (8,589)</u>	<u>\$ 20,330,645</u>

NOTE 3 – COMPLIANCE AND ACCOUNTABILITY

Not apparent in the basic financial statements are deficit fund balances in the Race to the Top Fund, Title VI-B Fund and Building Improvement Fund of \$ 3,704, \$ 130 and \$ 359,580, respectively. These deficit fund balances result from adjustments for accrued liabilities. The General Fund is liable for any deficit in the funds and provides transfers when cash is required, not when accruals occur.

AVON LAKE CITY SCHOOL DISTRICT
LORAIN COUNTY
NOTES TO THE BASIC FINANCIAL STATEMENTS
FOR THE YEAR ENDED JUNE 30, 2013

NOTE 4 - BUDGETARY BASIS OF ACCOUNTING

While the School District is reporting financial position, results of operations, and changes in fund balance on the basis of generally accepted accounting principles (GAAP), the budgetary basis as provided by law is based upon accounting for certain transactions on a basis of cash receipts, disbursements and encumbrances. The Statement of Revenues, Expenditures and Changes in Fund Balances - Budget (Non-GAAP Basis) and Actual presented for the General Fund is presented on the budgetary basis to provide a meaningful comparison of actual results with the budget. The major differences between the budget basis and the GAAP basis are as follows:

1. Revenues are recorded when received in cash (budget basis) as opposed to when susceptible to accrual (GAAP basis).
2. Expenditures are recorded when paid in cash (budget basis) as opposed to when the liability is incurred (GAAP basis).
3. Encumbrances are treated as expenditures (budget basis) rather than as a reservation of fund balance (GAAP basis).

The following table summarizes the adjustments necessary to reconcile the GAAP basis statements to the budgetary basis statements for the General Fund.

Net Change in Fund Balance	
	General Fund
Budget basis	\$ (5,171,789)
Adjustments, increase (decrease)	
Revenue accruals	(566,475)
Expenditure accruals	622,244
Funds budgeted elsewhere **	14,399
Encumbrances	623,363
GAAP basis, as reported	\$ (4,478,258)

** As part of Governmental Accounting Standards Board Statement No. 54, "Fund Balance Reporting", certain funds that are legally budgeted in separate special revenue funds are considered part of the General Fund on a GAAP basis. This includes the Scholarship Fund, Michael Baumhauer Scholarship Fund, and the Support Fund.

AVON LAKE CITY SCHOOL DISTRICT
LORAIN COUNTY
NOTES TO THE BASIC FINANCIAL STATEMENTS
FOR THE YEAR ENDED JUNE 30, 2013

NOTE 5 – FUND BALANCES

Fund balance is classified as nonspendable, restricted, committed, assigned and/or unassigned based primarily on the extent to which the School District is bound to observe constraints imposed upon the use of the resources in the government funds. The constraints placed on a fund for the major governmental funds and all other governmental funds are presented below:

Fund balances	General Fund	Bond Retirement Fund	Nonmajor Governmental Funds	Total
Nonspendable				
Inventory	\$ 47,316	\$ -	\$ 14,359	\$ 61,675
Restricted for:				
Debt service	-	3,796,984	465,184	4,262,168
Capital projects	-	-	488,145	488,145
Food service	-	-	493,361	493,361
Extracurricular activities	-	-	227,592	227,592
State grants	-	-	96,198	96,198
Federal grants	-	-	1,154	1,154
Donations	-	-	336,020	336,020
Total restricted	-	3,796,984	2,107,654	5,904,638
Committed				
Budget reserve	113,990	-	-	113,990
Assigned to				
Encumbrances	427,536	-	-	427,536
Scholarships	92,050	-	-	92,050
Field trips and assemblies	145,455	-	-	145,455
Total assigned	665,041	-	-	665,041
Unassigned (deficit)	3,953,162	-	(363,414)	3,589,748
Total fund balances	<u>\$ 4,779,509</u>	<u>\$ 3,796,984</u>	<u>\$ 1,758,599</u>	<u>\$ 10,335,092</u>

AVON LAKE CITY SCHOOL DISTRICT
LORAIN COUNTY
NOTES TO THE BASIC FINANCIAL STATEMENTS
FOR THE YEAR ENDED JUNE 30, 2013

NOTE 6 - DEPOSITS AND INVESTMENTS

A. LEGAL REQUIREMENTS

State Statutes classify monies held by the School District into three categories.

Active deposits are public deposits necessary to meet current demands on the treasury. Such monies must be maintained either as cash in the School District Treasury, in commercial accounts payable or withdrawable on demand, including negotiable order of withdrawal (NOW) accounts, or in money market deposit accounts.

Inactive deposits are public deposits the Board of Education has identified as not required for use within the current five year period of designation of depositories. Inactive deposits must either be evidenced by certificates of deposit maturing not later than the end of the current period of designation of depositories, or by savings or deposit accounts including, but not limited to, passbook accounts.

Interim monies are those monies which are not needed for immediate use but which will be needed before the end of the current period of designation of depositories. Interim deposits must be evidenced by time certificates of deposit maturing not more than one year from the date of deposit, or by savings or deposit accounts, including passbook accounts.

Protection of the School District's deposits is provided by the Federal Deposit Insurance Corporation (FDIC), by eligible securities pledged by the financial institution as security for repayment, by surety company bonds deposited with the Treasurer by the financial institution, or by a single collateral pool established by the financial institution to secure the repayment of all public monies deposited with the institution.

Interim monies may be invested in the following securities:

1. United States Treasury bills, bonds, notes, or any other obligation or security issued by the United States Treasury, or any other obligation guaranteed as to principal and interest by the United States;
2. Bonds, notes, debentures, or any other obligation or security issued by any federal government agency or instrumentality including, but not limited to, the Federal National Mortgage Association, Federal Home Loan Bank, Federal Farm Credit Bank, Federal Home Loan Mortgage Corporation, Government National Mortgage Association, and Student Loan Marketing Association. All federal agency securities shall be direct issuances of federal government agencies or instrumentalities;

AVON LAKE CITY SCHOOL DISTRICT
LORAIN COUNTY
NOTES TO THE BASIC FINANCIAL STATEMENTS
FOR THE YEAR ENDED JUNE 30, 2013

NOTE 6 - DEPOSITS AND INVESTMENTS (continued)

A. LEGAL REQUIREMENTS (continued)

3. Written repurchase agreements in the securities listed above provided that the market value of the securities subject to the repurchase agreement must exceed the principal value of the agreement by at least 2 percent and be marked to market daily, and the term of the agreement must not exceed thirty days;
4. Bonds and other obligations of the State of Ohio;
5. No-load money market mutual funds consisting exclusively of obligations described in division (1) or (2) and repurchase agreements secured by such obligations, provided that investments in securities described in this division are made only through eligible institutions;
6. The State Treasurer's investment pool (STAR Ohio);
7. Commercial paper and bankers' acceptances (if authorized by the Board of Education), and;
8. Under limited circumstances, corporate debt interests rated in either of the two highest rating classifications by at least two nationally recognized rating agencies.

Investments in stripped principal or interest obligations, reverse repurchase agreements, and derivatives are prohibited. The issuance of taxable notes for the purpose of arbitrage, the use of leverage, and short selling are also prohibited. An investment must mature within five years from the date of purchase, unless matched to a specific obligation or debt of the School District, and must be purchased with the expectation that it will be held to maturity.

Investments may only be made through specified dealers and institutions. Payment for investments may be made only upon delivery of the securities representing the investments to the Treasurer or qualified trustee or, if the securities are not represented by a certificate, upon receipt of confirmation of transfer from the custodian.

At fiscal year end, the School District had \$ 18,357 in cash on hand which is included on the balance sheet of the School District as part of "Equity in Pooled Cash".

B. DEPOSITS

Custodial credit risk is the risk that, in the event of a bank failure, the School District's deposits may not be returned. The School District does not have a deposit policy for custodial credit risk. At fiscal year end, the carrying amount of the School District's deposits was \$ 12,958,057 and the bank balance was \$ 13,414,779. Of the bank balance, \$ 779,301 was covered by federal depository insurance and \$ 12,635,478 was uninsured. Of the remaining balance, \$ 12,635,478 was collateralized with securities held by the pledging institution's trust department not in the School District's name. Although the securities were held by the pledging financial institutions' trust department and all statutory requirements for the deposit of money had been followed, noncompliance with Federal requirements could potentially subject the School District to a successful claim by the FDIC.

The School District has no deposit policy for custodial risk beyond the requirements of State Statute. Ohio law requires that deposits be either insured or be protected by eligible securities pledged to and deposited either with the School District or a qualified trustee by the financial institution as security for repayment, or by a collateral pool of eligible securities deposited with a qualified trustee and pledged to secure the repayment of all public monies deposited in the financial institution whose market value at all times shall be at least one hundred five percent of the deposits being secured.

AVON LAKE CITY SCHOOL DISTRICT
LORAIN COUNTY
NOTES TO THE BASIC FINANCIAL STATEMENTS
FOR THE YEAR ENDED JUNE 30, 2013

NOTE 6 - DEPOSITS AND INVESTMENTS (continued)

C. INVESTMENTS

For an investment, custodial credit risk is the risk that, in the event of the failure of the counterparty, the School District will not be able to recover the value of its investments or collateral securities that are in the possession of an outside party. As of June 30, 2013, the School District had the following investments:

	Fair Value	Percentage of Investments	Investment Maturities
STAR Ohio	\$ 277,985	21.77%	Less than six months
Federal Farm Credit Bank	999,150	78.23%	Greater than one year
	\$ 1,277,135	100.00%	

D. INTEREST RATE RISK

The Ohio Revised Code generally limits security purchases to those that mature within five years of the settlement date.

E. CREDIT RISK

The School District follows the Ohio Revised Code that limits its investment choices, as disclosed in Note 6 A. As of June 30, 2013 the School District's investment in Star Ohio was rated AAAM by Standard & Poor's. The investment in Federal Farm Credit Bank was rated AAA by Moody's as of June 30, 2013 and AA+ by Standard & Poor's.

F. CONCENTRATION OF CREDIT RISK

The School District places no limit on the amount that may be invested in any one issuer.

NOTE 7 - PROPERTY TAXES

Property taxes are levied and assessed on a calendar year basis while the School District fiscal year runs from July through June. First half tax collections are received by the School District in the second half of the fiscal year. Second half tax distributions occur in the first half of the following fiscal year.

Property taxes include amounts levied against all real, public utility and tangible personal property (used in business) located in the School District. Real property tax revenue received in calendar 2013 represents collections of calendar year 2012 taxes. Real property taxes received in calendar year 2013 were levied after April 1, 2012, on the assessed value listed as of January 1, 2012, the lien date. Assessed values for real property taxes are established by State law at 35 percent of appraised market value. Real property taxes are payable annually or semi-annually. If paid annually, payment is due December 31; if paid semi-annually, the first payment is due December 31 with the remainder payable by June 20. Under certain circumstances, State Statute permits alternate payment dates to be established.

Public utility property tax revenue received in calendar 2013 represents collections of calendar year 2012 taxes. Public utility real and tangible personal property taxes received in calendar year 2013 became a lien December 31, 2011, were levied after April 1, 2012 and are collected in 2013 with real property taxes. Public utility real property is assessed at 35 percent of true value; public utility tangible personal property currently is assessed at varying percentages of true value.

AVON LAKE CITY SCHOOL DISTRICT
LORAIN COUNTY
NOTES TO THE BASIC FINANCIAL STATEMENTS
FOR THE YEAR ENDED JUNE 30, 2013

NOTE 7 - PROPERTY TAXES (continued)

Tangible personal property taxes received from telephone companies in calendar year 2013 were levied after October 1, 2012, on the value as of December 31, 2012. Payments by multi-county taxpayers are due September 20. Single county taxpayers may pay annually or semi-annually. If paid annually, payment is due April 30; if paid semi-annually, the first payment is due April 30, with the remainder payable by September 20. Tangible personal property taxes paid by April 30 are usually received by the School District prior to June 30; however, this year the settlement was late.

The School District receives property taxes from Lorain County. The County Auditor periodically advances to the School District its portion of the taxes collected. Second-half real property tax payments collected by the County by June 30, 2013, are available to finance fiscal year 2013 operations. The amount available to be advanced can vary based on the date the tax bills are sent.

Accrued property taxes receivable includes real property, public utility property and tangible personal property taxes which are measurable as of June 30, 2013 and for which there is an enforceable legal claim. Although total property tax collections for the next fiscal year are measurable, only delinquent settlement of tangible personal property taxes and the amount of real property taxes available as an advance at June 30 was levied to finance current fiscal year operations and is reported as revenue at fiscal year end. The portion of the receivable not levied to finance current fiscal year operations is offset by a credit to deferred revenue.

The amount available as an advance at June 30, 2013 was \$ 3,518,094 in the General Fund, \$ 563,781 in the Bond Retirement Debt Service Fund, \$ 249,457 in the Library Bond Retirement Debt Service Fund and \$ 83,399 in the Permanent Improvements Capital Projects Fund. The amount available as an advance at June 30, 2012 was \$ 2,508,823 in the General Fund, \$ 411,782 in the Bond Retirement Debt Service Fund, \$ 224,508 in the Library Bond Retirement Debt Service Fund and \$ 53,286 in the Permanent Improvements Capital Projects Fund.

On a full accrual basis, collectible delinquent property taxes have been recorded as a receivable and revenue, while on a modified accrual basis the revenue has been deferred.

The assessed values upon which the fiscal year 2013 taxes were collected are:

	2012 Second Half Collections		2013 First Half Collections	
	Amount	%	Amount	%
Agricultural/ Residential and Other Real Estate	\$ 774,133,040	93.32 %	\$ 729,211,340	92.86 %
Public Utility Personal	55,420,640	6.68	56,087,710	7.14
	<u>\$ 829,553,680</u>	<u>100.00 %</u>	<u>\$ 785,299,050</u>	<u>100.00 %</u>
Tax Rate per \$ 1,000 of Assessed Valuation:	<u>\$ 65.57</u>		<u>\$ 67.23</u>	

NOTE 8 – RECEIVABLES

Receivables at June 30, 2013, consisted of property taxes, intergovernmental receivables, interfund, and interest. All receivables are considered collectible in full due to the ability to foreclose for the nonpayment of taxes, the stable condition of State programs, and the current fiscal year guarantee of federal funds. All receivables are expected to be collected within one year.

At June 30, 2013 intergovernmental receivables consisted of miscellaneous grants.

AVON LAKE CITY SCHOOL DISTRICT
LORAIN COUNTY
NOTES TO THE BASIC FINANCIAL STATEMENTS
FOR THE YEAR ENDED JUNE 30, 2013

NOTE 9 - INTERFUND ASSETS / LIABILITIES

On the fund financial statements at June 30, 2013, interfund balances consisted of the following:

	Due from Nonmajor Governmental Funds
Due to:	
General Fund	\$ 360,657

These amounts are represented as Interfund receivable/payable on the balance sheet. The loans were made to support programs and projects in the Race to the Top Fund and the Building Improvement Fund.

NOTE 10 - CAPITAL ASSETS

Capital asset activity for the fiscal year ended June 30, 2013, was as follows:

	Restated Balance June 30, 2012	Additions	Disposals	Balance June 30, 2013
Governmental Activities				
Nondepreciable capital assets				
Land	\$ 6,041,645	\$ -	\$ -	\$ 6,041,645
Construction in process	-	9,654	-	9,654
	6,041,645	9,654	-	6,051,299
Depreciable capital assets				
Land improvements	2,083,052	724,698	-	2,807,750
Buildings and improvements	78,194,666	859,718	178,046	78,876,338
Furniture and equipment	11,898,989	101,918	356,682	11,644,225
Vehicles	2,235,924	231,818	108,783	2,358,959
Total capital assets being depreciated	94,412,631	1,918,152	643,511	95,687,272
Less accumulated depreciation				
Land improvements	1,207,428	90,111	-	1,297,539
Buildings and improvements	27,718,009	1,980,168	166,365	29,531,812
Furniture and equipment	10,307,012	722,051	345,545	10,683,518
Vehicles	1,468,190	154,954	108,783	1,514,361
Total accumulated depreciation	40,700,639	2,947,284	620,693	43,027,230
Depreciable capital assets, net of accumulated depreciation	53,711,992	(1,029,132)	22,818	52,660,042
Governmental activities capital assets, net	\$ 59,753,637	\$ (1,019,478)	\$ 22,818	\$ 58,711,341

AVON LAKE CITY SCHOOL DISTRICT
LORAIN COUNTY
NOTES TO THE BASIC FINANCIAL STATEMENTS
FOR THE YEAR ENDED JUNE 30, 2013

NOTE 10 - CAPITAL ASSETS (continued)

Depreciation expense was charged to governmental activities as follows:

Instruction	
Regular	\$ 2,101,562
Supporting services	
Administration	225,065
Fiscal	619
Business	3,308
Operation and maintenance of plant	410,511
Pupil transportation	131,383
Operation of non-instructional services	
Food service	53,908
Extracurricular activities	
Sports oriented	20,928
Total depreciation expense	<u>\$ 2,947,284</u>

NOTE 11 - RISK MANAGEMENT

A. PROPERTY AND LIABILITY

The School District is exposed to various risks of loss related to torts; theft of, damage to, and destruction of assets; errors and omissions; injuries to employees and natural disasters. During fiscal year 2013 the School District contracted with Ohio Casualty Insurance Company for property insurance. Professional liability is protected by the Ohio Casualty Insurance Company with a \$ 3,000,000 aggregate limit. Vehicles are covered by the Ohio Casualty Insurance Company and hold a \$ 1,000 deductible for comprehensive and \$ 1,000 deductible for collision. Automobile liability has a \$ 1,000,000 combined single limit of liability.

Settled claims have not exceeded this commercial coverage in any of the past three fiscal years. There has not been a significant reduction in coverage from last year.

The School District maintains a \$ 50,000 public official bond for the treasurer, a \$ 20,000 public official bond for the Board of Education president, a \$ 20,000 public official bond for the superintendent. The School District maintains a \$ 250,000 employee dishonesty policy for all other employees with a \$ 1,000 deductible with Cincinnati Insurance.

The School District pays the Ohio Bureau of Workers' Compensation a premium based on a rate per \$ 100 of salaries. This rate is calculated based on accident history and administrative costs.

AVON LAKE CITY SCHOOL DISTRICT
LORAIN COUNTY
NOTES TO THE BASIC FINANCIAL STATEMENTS
FOR THE YEAR ENDED JUNE 30, 2013

NOTE 11 - RISK MANAGEMENT (continued)

B. EMPLOYEE MEDICAL COVERAGE

For the period July 1, 2012 through December 31, 2012, the School District was self-insured for medical, surgical, prescription drug, dental and vision benefits for the School District employees. The School District used the Self-Insurance Internal Service Fund to account for and finance its uninsured risks of loss in this program. A third party, Medical Mutual of Ohio, reviews all claims which are then paid by the School District. The premium is paid by the fund that pays the salary for the employee and is based on historical cost information.

The School District maintained stop-loss coverage for its insurance program. Stop-loss was maintained at \$ 150,000 per employee per calendar year.

The claims liability of \$ 56,000 reported in the Internal Service Fund at June 30, 2013, is based on an estimate provided by the third party administrator and the requirements of Governmental Accounting Standards Board Statement No. 30 which requires that a liability for unpaid claims costs, including estimates of costs relating to incurred but not reported claims, be reported. The estimate was not affected by incremental claim adjustment expenses and does not include other allocated or unallocated claim adjustment expenses.

Changes in the claims liability amount in 2013 and 2012 were:

	<u>June 30, 2013</u>	<u>June 30, 2012</u>
Unpaid claims, beginning of year	\$ 518,000	\$ 461,700
Incurred claims	1,971,100	4,305,722
Paid claims	<u>(2,433,100)</u>	<u>(4,249,422)</u>
Unpaid claims, end of year	<u>\$ 56,000</u>	<u>\$ 518,000</u>

Effective January 1, 2013, the School District joined the Suburban Health Consortium, a shared risk pool to provide employee medical, surgical, prescription drug, vision and dental benefits. Rates are set through an annual calculation process. The School District pays a monthly contribution and a pro-rata share of their "buy-in" contribution to existing plan reserves which is placed in a common fund from which the claim payments are made for all participating districts. For the period January 1, 2013 through June 30, 2013, the School District paid 88% of the cost of the monthly premium for classified employees and 85% for certified and administrative employees.

AVON LAKE CITY SCHOOL DISTRICT
LORAIN COUNTY
NOTES TO THE BASIC FINANCIAL STATEMENTS
FOR THE YEAR ENDED JUNE 30, 2013

NOTE 12 - DEFINED BENEFIT PENSION PLANS

A. SCHOOL EMPLOYEE RETIREMENT SYSTEM

The School District contributes to the School Employees Retirement System of Ohio (SERS), a cost-sharing multiple-employer defined benefit pension plan. SERS provides retirement, disability, and survivor benefits, annual cost-of-living adjustments, and death benefits to plan members and beneficiaries. Authority to establish and amend benefits is provided by state statute per Chapter 3309 of the Ohio Revised Code. SERS issues a publicly available, stand-alone financial report that includes financial statements and required supplementary information. That report can be obtained on SERS' website at www.ohsers.org under Employers/Audit Resources.

Plan members are required to contribute 10% of their annual covered salary and the School District is required to contribute 14% of annual covered payroll. The contribution requirements of plan members and employers are established and may be amended, up to statutory maximum amounts, by the SERS' Retirement Board. The Retirement Board acting with the advice of the actuary, allocates the employer contribution rate among four of the funds (Pension Trust Fund, Death Benefit Fund, Medicare B Fund, and Health Care Fund) of the System. For fiscal year ending June 30, 2013, the allocation to pension and death benefits is 13.10%. The remaining .90% of the 14% employer contribution rate is allocated to the Health Care and Medicare B Funds. The School District's contributions to SERS for the years ended June 30, 2013, 2012, and 2011 were \$ 820,155, \$ 752,662 and \$ 718,849, respectively; \$ 768,503 (93.7%) has been contributed for fiscal year 2013 and 100% has been contributed for fiscal years 2012 and 2011.

B. STATE TEACHERS RETIREMENT SYSTEM

The School District participates in the State Teachers Retirement System of Ohio (STRS Ohio), a cost-sharing multiple-employer public employee retirement system. STRS Ohio is a statewide retirement plan for licensed teachers and other faculty members employed in the public schools of Ohio or any school, community school, college, university, institution or other agency controlled, managed and supported, in whole or in part, by the state or any political subdivision thereof.

New members have a choice of three retirement plans. In addition to the Defined Benefit (DB) Plan, new members are offered a Defined Contribution (DC) Plan and a Combined Plan. The DC Plan allows members to allocate all their member contributions and employer contributions equal to 10.5 % of earned compensation among various investment choices. The Combined Plan offers features of the DC Plan and the DB Plan. In the Combined Plan, member contributions are allocated to investment choices by the member, and employer contributions are used to fund a defined benefit payment at a reduced level from the regular DB Plan. Contributions into the DC Plan and the Combined Plan are credited to member accounts as employers submit their payroll information to STRS Ohio, generally on a biweekly basis. DC and Combined Plan members transfer to the DB Plan during their fifth year of membership unless they permanently select the DC or Combined Plan.

AVON LAKE CITY SCHOOL DISTRICT
LORAIN COUNTY
NOTES TO THE BASIC FINANCIAL STATEMENTS
FOR THE YEAR ENDED JUNE 30, 2013

NOTE 12 - DEFINED BENEFIT PENSION PLANS (continued)

B. STATE TEACHERS RETIREMENT SYSTEM (continued)

DB Plan Benefits – Plan benefits are established under Chapter 3307 of the Revised Code. Any member may retire who has (i) five years of service credit and attained age 60; (ii) 25 years of service credit and attained age 55; or (iii) 30 years of service credit regardless of age. The annual retirement allowance, payable for life, is the greater of the “formula benefit” or the “money-purchase benefit” calculation. Under the “formula benefit,” the retirement allowance is based on years of credited service and final average salary, which is the average of the member’s three highest salary years. The annual allowance is calculated by using a base percentage of 2.2% multiplied by the total number of years of service credit (including Ohio-valued purchased credit) times the final average salary. The 31st year of earned Ohio service credit is calculated at 2.5percent. An additional one-tenth of a percent is added to the calculation for every year of earned Ohio service over 31 years (2.6% for 32 years, 2.7% for 33 years and so on) until 100% of final average salary is reached. For members with 35 or more years of Ohio contributing service, the first 30 years will be calculated at 2.5% instead of 2.2%. Under the “money-purchase benefit” calculation, a member’s lifetime contributions plus interest at specified rates are matched by an equal amount from other STRS Ohio funds. This total is then divided by an actuarially determined annuity factor to determine the maximum annual retirement allowance.

DC Plan Benefits – DC Plan benefits are established under Sections 3307.80 to 3307.89 of the Revised Code. For members who select the D Plan, all member contributions and employer contributions at a rate of 10.5% are placed in an investment account. The member determines how to allocate the member and employer money among various investment choices. A member is eligible to receive a retirement benefit at age 50 and termination of employment. The member may elect to receive a lifetime monthly annuity or a lump-sum withdrawal. Employer contributions into members’ accounts are vested after the first anniversary of the first day of paid service. Members in the DC plan who become disabled are entitled only to their account balance. If a member dies before retirement benefits begin, the member’s designated beneficiary is entitled to receive the member’s account balance.

Combined Plan Benefits – Member contributions are allocated by the member, and employer contributions are used to fund a defined benefit payment. A member’s defined benefit is determined by multiplying 1% of the member’s final average salary by the member’s years of service credit. The defined benefit portion of the Combined Plan payment is payable to a member on or after age 60. The defined contribution portion of the account may be taken as a lump sum or converted to a lifetime monthly annuity at age 50.

Eligible faculty of Ohio’s public colleges and university may choose to enroll in either STRS Ohio or an alternative retirement plan (ARP) offered by their employer. Employees have 120 days from their employment date to select a retirement plan.

A retiree of STRS Ohio or another Ohio public retirement system is eligible for reemployment as a teacher following the elapse of two months from the date of retirement. Contributions are made by the reemployed member and employer during the reemployment. Upon termination of reemployment or age 65, whichever comes later, the retiree is eligible for an annuity benefit or equivalent lump-sum payment in addition to the original retirement allowance. A reemployed retiree may alternatively receive a refund of only member contributions with interest before age 65, once employment is terminated.

Benefits are increased annually by 3% of the original base amount for DB Plan participants.

AVON LAKE CITY SCHOOL DISTRICT
LORAIN COUNTY
NOTES TO THE BASIC FINANCIAL STATEMENTS
FOR THE YEAR ENDED JUNE 30, 2013

NOTE 12 - DEFINED BENEFIT PENSION PLANS (continued)

B. STATE TEACHERS RETIREMENT SYSTEM (continued)

The DB and Combined Plans offer access to health care coverage to eligible retirees who participated in the plans and their eligible dependents. Coverage under the current program includes hospitalization, physicians' fees, prescription drugs and partial reimbursement of monthly Medicare Part B premiums. By Ohio law, health care benefits are not guaranteed.

A DB or Combined Plan member with five or more years' credited service who becomes disabled may qualify for a disability benefit. Eligible spouses and dependents of members who die before retirement may qualify for survivor benefits. A death benefit of \$ 1,000 is payable to the beneficiary of each deceased retired member who participated in the DB Plan. Death benefit coverage up to \$ 2,000 can be purchased by participants in the DB, DC or Combined Plans. Various other benefits are available to members' beneficiaries.

Chapter 3307 of the Revised Code provides statutory authority for member and employer contributions. Contribution rates are established by the State Teachers Retirement Board, upon recommendation of its consulting actuary, not to exceed statutory maximum rates of 10 % for members and 14% for employers. Contribution requirements and the contributions actually made for the fiscal year ended June 30, 2013, were 10% of covered payroll for members and 14% for employers.

The School District's required contributions for pension obligations to STRS of the fiscal years ended June 30, 2013, 2012, and 2011 were \$ 2,347,880, \$ 2,390,611 and \$ 2,377,345, respectively; \$ 1,914,985 (81.6%) has been contributed for fiscal year 2013 and 100% has been contributed for fiscal years 2012 and 2011.

STRS Ohio issues a stand-alone financial report. Additional information or copies of STRS Ohio's 2012 Comprehensive Annual Financial Report can be requested by writing to STRS Ohio, 275 E. Broad St., Columbus, OH 4321-3771, by calling toll-free 1-888-227-7877, or by visiting the STRS Ohio website at www.strsoh.org.

C. SOCIAL SECURITY SYSTEM

Effective July 1, 1991, all employees not otherwise covered by the School Employees Retirement System or the State Teachers Retirement System of Ohio have an option to choose Social Security or the School Employees Retirement System. As of June 30, 2013, one member of the Board of Education has elected Social Security. The Board's liability is 6.2% of wages.

AVON LAKE CITY SCHOOL DISTRICT
LORAIN COUNTY
NOTES TO THE BASIC FINANCIAL STATEMENTS
FOR THE YEAR ENDED JUNE 30, 2013

NOTE 13 - POSTEMPLOYMENT BENEFITS

A. SCHOOL EMPLOYEE RETIREMENT SYSTEM

In addition to a cost-sharing multiple-employer defined benefit pension plan the School Employees Retirement System of Ohio (SERS) administers two postemployment benefit plans.

The Medicare Part B plan reimburses Medicare Part B premiums paid by eligible retirees and beneficiaries as set forth in Ohio Revised Code (ORC) 3309.69. Qualified benefit recipients who pay Medicare Part B premiums may apply for and receive a monthly reimbursement from SERS. The reimbursement amount is limited by statute to the lesser of the January 1, 1999 Medicare Part B premium or the current premium. The Medicare Part B monthly premium for calendar year 2013 was \$104.90 for most participants, but could be as high as \$335.70 per month depending on their income. SERS' reimbursement to retirees was \$ 45.50.

The Retirement Board, acting with the advice of the actuary, allocates a portion of the current employer contribution rate to the Medicare B Fund. For fiscal year 2013, the actuarially required allocation is .74%. The School District's contributions for the years ended June 30, 2013, 2012 and 2011 were \$ 46,329, \$ 45,041 and \$ 46,260, respectively; \$ 43,410 (93.7%) has been contributed for fiscal year 2013 and 100% has been contributed for fiscal years 2012 and 2011.

ORC 3309.375 and 3309.69 permit SERS to offer health care benefits to eligible retirees and beneficiaries. SERS' Retirement Board reserves the right to change or discontinue any health plan or program. SERS offers several types of health plans from various vendors, including HMOs, PPOs, Medicare Advantage and traditional indemnity plans. A prescription drug program is also available to those who elect health coverage. SERS employs two third-party administrators and a pharmacy benefit manager to manage the self-insurance and prescription drug plans, respectively.

The ORC provides the statutory authority to fund SERS' postemployment benefits through employer contributions. Active members do not make contributions to the postemployment benefit plans.

The Health Care Fund was established under, and is administered in accordance with Internal Revenue Code 105(e). Each year after the allocation for statutorily required benefits, the Retirement Board allocates the remainder of the employer 14% contribution to the Health Care Fund. For the year ended June 30, 2013, the health care allocation is .16%. An additional health care surcharge on employers is collected for employees earning less than an actuarially determined minimum compensation amount, pro-rated according to service credit earned. Statutes provide that no employer shall pay a health care surcharge greater than 2% of that employer's SERS-covered payroll; nor may SERS collect in aggregate more than 1.5% of the total statewide SERS-covered payroll for the health care surcharge. For fiscal year 2013, the minimum compensation level was established at \$20,525. The surcharge, added to the unallocated portion of the 14% employer contribution rate is the total amount assigned to the Health Care Fund. The School District's contributions assigned to health care for the years ended June 30, 2013, 2012, and 2011 were \$ 104,118, \$ 178,746, and \$ 177,039, respectively; \$ 97,558 (93.7%) has been contributed for fiscal year 2013 and 100% has been contributed for fiscal years 2012 and 2011.

The SERS Retirement Board establishes the rules for the premiums paid by the retirees for health care coverage for themselves and their dependents or for their surviving beneficiaries. Premiums vary depending on the plan selected, qualified years of service, Medicare eligibility, and retirement status.

The financial reports of SERS' Health Care and Medicare B plans are included in its Comprehensive Annual Financial Report. The report can be obtained on SERS' website at www.ohser.org under Employers/Audit Resources.

AVON LAKE CITY SCHOOL DISTRICT
LORAIN COUNTY
NOTES TO THE BASIC FINANCIAL STATEMENTS
FOR THE YEAR ENDED JUNE 30, 2013

NOTE 13 - POSTEMPLOYMENT BENEFITS (continued)

B. STATE TEACHERS RETIREMENT SYSTEM

Plan Description - STRS Ohio administers a pension plan that is comprised of: a Defined Benefit Plan, a self-directed Defined Contribution Plan, and a Combined Plan that is a hybrid of the Defined Benefit Plan and the Defined Contribution Plan.

Ohio law authorizes STRS Ohio to offer a cost-sharing, multiple-employer health care plan. STRS Ohio provides access to health care coverage to eligible retirees who participated in the Defined Benefit or Combined Plans. Coverage under the current program includes hospitalization, physicians' fees, prescription drugs and reimbursement of monthly Medicare Part B premiums.

Pursuant to Chapter 3307 of the Revised Code, the Retirement Board has discretionary authority over how much, if any, of the associated health care costs will be absorbed by STRS Ohio. All health care plan enrollees, for the most recent year, pay a portion of the health care costs in the form of a monthly premium.

STRS Ohio issues a stand-alone financial report. Interested parties can view the most recent Comprehensive Annual Financial Report by visiting www.strsoh.org or by requesting a copy by calling toll-free 1-888-227-7877.

Funding Policy – Under Ohio law, funding for post-employment health care may be deducted from employer contributions. Of the 14% employer contribution rate, 1% of covered payroll was allocated to post-employment health care for the years ended June 30, 2013, 2012, and 2011. The 14% employer contribution rate is the maximum rate established under Ohio law. The School District's contribution for health care for the fiscal years ended June 30, 2013, 2012 and 2011 were \$ 180,606, \$ 183,893 and \$ 182,873, respectively; \$ 147,374 (81.6%) has been contributed for fiscal year 2013 and 100% for fiscal years 2012 and 2011.

NOTE 14 - OTHER EMPLOYEE BENEFITS

A. COMPENSATED ABSENCES

The criteria for determining vacation and sick leave benefits are derived from negotiated agreements and State laws. Classified employees earn ten to twenty days of vacation per fiscal year, depending upon length of service. Accumulated, unused vacation time is paid to classified employees and administrators upon termination of employment. Certified employees do not earn vacation time.

Teachers, administrators, and classified employees earn sick leave at the rate of 1.25 days per month. Sick leave accumulation is unlimited. Upon retirement or death, payment is made for one-fourth of accrued, but unused sick leave credit to a maximum of 40 days for classified employees and 100 days for certified employees.

B. LIFE INSURANCE

The School District provides life insurance and accidental death and dismemberment insurance to its employees. Coverage is equal to employees' annual salary amount rounded to the nearest one thousand dollars. Life insurance is covered through the Prudential Life Insurance.

AVON LAKE CITY SCHOOL DISTRICT
LORAIN COUNTY
NOTES TO THE BASIC FINANCIAL STATEMENTS
FOR THE YEAR ENDED JUNE 30, 2013

NOTE 15 - CAPITAL LEASES

The School District has entered into several lease agreements for copiers, computer equipment and vehicles. The School District's lease obligations meet the criteria of a capital lease as defined by Statement of Financial Accounting Standards No. 13, "Accounting for Leases." Capital lease payments have been reclassified and are reflected as debt service expenditures in the basic financial statements. These expenditures are reflected as program/function expenditures on a budgetary basis.

Capital assets acquired by lease have been capitalized and depreciated as follows:

Asset	Cost	Accumulated Depreciation	Net Book Value
Copiers	\$ 267,299	\$ 102,465	\$ 164,834
Computer equipment	28,668	17,514	11,154
Vehicles	150,915	43,118	107,797
	<u>\$ 446,882</u>	<u>\$ 163,097</u>	<u>\$ 283,785</u>

The following is a schedule of the future long-term minimum lease payments required under the capital leases and the present value of the minimum lease payments as of June 30, 2012.

	Year ending June 30,	Amount
	2014	\$ 100,923
	2015	100,923
	2016	59,918
	2017	9,986
Total minimum lease payments		271,750
Less amount representing interest		20,109
Net present value of minimum lease payments		<u>\$ 251,641</u>

NOTE 16 - LONG-TERM OBLIGATIONS

The original issue date, interest rate, original issuance and date of maturity for each of the School District's long-term obligations follows:

	Original Issue Date	Interest Rate	Original Issue Amount	Date of Maturity
General obligation bonds				
Refunding				
Serial and term	2004	2.0 - 4.40%	\$ 3,410,000	12/1/2019
Refunding				
Serial	2005	3.0 - 4.75%	\$ 32,415,000	12/1/2026
Capital appreciation	2005	24.104%	\$ 584,950	12/1/2013
School facilities term and serial	2010	1.0 - 6.05%	\$ 18,470,000	12/1/2031
School facilities capital appreciation	2010	20.00%	\$ 25,866	12/1/2027

AVON LAKE CITY SCHOOL DISTRICT
LORAIN COUNTY
NOTES TO THE BASIC FINANCIAL STATEMENTS
FOR THE YEAR ENDED JUNE 30, 2013

NOTE 16 - LONG-TERM OBLIGATIONS (continued)

In 2005, the School District defeased portions of certain general obligation bonds issued in 1993, 1995, and 1999, with two separate general obligation refundings. The proceeds of the new bonds were placed in an irrevocable trust to provide for all future debt service payments of the refunded debt. Accordingly, the trust account assets and the liability for the defeased bonds are not included in the School District's financial statements. At June 30, 2013, \$ 32,735,000 of bonds outstanding are considered to be defeased.

The changes in the School District's long-term obligations during the year consist of the following:

	Restated Principal Outstanding 6/30/2012	Additions	Reductions	Principal Outstanding 6/30/2013	Due in 1 year
General obligation bonds					
Refunding bonds - 2004					
Term and serial bonds	\$ 1,530,000	\$ -	\$ 410,000	\$ 1,120,000	\$ 420,000
Refunding bonds - 2005					
Serial bonds	30,600,000	-	-	30,600,000	-
Capital appreciation bonds	584,950	-	325,609	259,341	259,341
Accretion on capital appreciation bonds	2,309,780	486,626	1,444,391	1,352,015	1,352,015
Various purpose construction bonds					
Term and serial bonds	17,805,000	-	45,000	17,760,000	875,000
Capital appreciation bonds	25,866	-	-	25,866	-
Accretion on capital appreciation bonds	11,474	7,841	-	19,315	-
Total general obligation bonds	<u>52,867,070</u>	<u>494,467</u>	<u>2,225,000</u>	<u>51,136,537</u>	<u>2,906,356</u>
Capital leases	345,090	-	93,449	251,641	95,129
Compensated absences	<u>5,348,778</u>	<u>1,609,779</u>	<u>1,366,052</u>	<u>5,592,505</u>	<u>1,116,804</u>
Total governmental activities	<u>\$ 58,560,938</u>	<u>\$ 2,104,246</u>	<u>\$ 3,684,501</u>	<u>\$ 56,980,683</u>	<u>\$ 4,118,289</u>

General obligation bonds will be paid from property taxes receipted in the Debt Service Fund.

Capital lease obligations will be paid from the General Fund. Compensated absences will be paid from the General Fund, and the Food Service and Title VI-B Special Revenue Funds, which are the funds from which the employees' salaries are paid.

AVON LAKE CITY SCHOOL DISTRICT
LORAIN COUNTY
NOTES TO THE BASIC FINANCIAL STATEMENTS
FOR THE YEAR ENDED JUNE 30, 2013

NOTE 16 - LONG-TERM OBLIGATIONS (continued)

Refunding Bonds, Series 2004

On July 15, 2004, the School District issued \$ 3,839,998 in voted general obligation bonds for the purpose of refunding a portion of bonds issued on June 15, 1993 and to advance refund a portion of bonds issued on June 1, 1994. The bond issue included serial, term and capital appreciation bonds in the amount of \$ 2,710,000, \$ 700,000 and \$ 429,998 respectively. The bonds were issued at a premium of \$ 216,103. The bonds will be retired with a voted property tax levy from the Debt Service Fund. The capital appreciation bonds matured in fiscal years 2009 through 2010.

The term bonds maturing on December 1, 2016 are subject to mandatory sinking fund redemption at a redemption price of 100% of the principal amount to be redeemed, plus accrued interest to the date of redemption, on December 1 in the years and in the principal amount as follows:

<u>Year</u>	<u>Principal Amount to be Redeemed</u>
2014	\$ 105,000
2015	110,000

The remaining principal amount of such current interest bonds (\$ 115,000) will be paid at stated maturity on December 1, 2016.

The term bonds maturing on December 1, 2019 are subject to mandatory sinking fund redemption at a redemption price of 100% of the principal amount to be redeemed, plus accrued interest to the date of redemption, on December 1 in the years and in the principal amount as follows:

<u>Year</u>	<u>Principal Amount to be Redeemed</u>
2017	\$ 120,000
2018	120,000

The remaining principal amount of such current interest bonds (\$ 130,000) will be paid at stated maturity on December 1, 2019.

Various Purpose Construction Bonds, 2010 Series –

On July 29, 2010, the School District issued \$ 18,495,866 in voted general obligation bonds for the following purposes: (i) constructing, improving, furnishing, and equipping school facilities, with related site improvements and appurtenances thereto; and (ii) constructing, improving, furnishing, and equipping a high school athletics stadium, with related site improvements and appurtenances thereto; constructing, furnishing, and equipping a transportation facility, with related site improvements and appurtenances thereto; and acquiring interests in land necessary in connection therewith (collectively, the Project), and (iii) retiring outstanding bond anticipation notes of the School District previously issued for the purpose of funding the Project. The bond issue included: Series 2010A bonds consisting of \$ 665,000 current interest serial bonds and \$ 25,866 capital appreciation bonds, Series 2010B bonds consisting of \$ 3,780,000 current interest term bond, and Series 2010C bonds consisting of \$ 14,025,000 current interest serial bonds. The bonds were issued at a premium of \$ 287,087. The bonds will be retired with a voted property tax levy from the Debt Service Fund.

AVON LAKE CITY SCHOOL DISTRICT
LORAIN COUNTY
NOTES TO THE BASIC FINANCIAL STATEMENTS
FOR THE YEAR ENDED JUNE 30, 2013

NOTE 16 - LONG-TERM OBLIGATIONS (continued)

Various Purpose Construction Bonds, 2010 Series (continued)

The Series 2010B bonds maturing on December 1, 2029 are subject to a mandatory sinking fund redemption at a redemption price of 100% of the principal amount to be redeemed, plus accrued interest to the date of redemption, on December 1 in the years and in the respective amounts as follows:

<u>Dec. 1,</u>	<u>Principal Amount to be Redeemed</u>
2027	\$ 150,000
2028	860,000

The remaining principal amount of such Series 2010B bonds (\$ 890,000) will be paid at stated maturity on December 1, 2029.

The Series 2010B bonds maturing on December 1, 2031 are subject to a mandatory sinking fund redemption at a redemption price of 100% of the principal amount to be redeemed, plus accrued interest to the date of redemption, on December 1 in the years and in the respective amounts as follows:

<u>Dec. 1,</u>	<u>Principal Amount to be Redeemed</u>
2030	\$ 920,000

The remaining principal amount of such Series 2010B bonds (\$ 960,000) will be paid at stated maturity on December 1, 2031.

The current issue bonds maturing after December 1, 2019 are subject to redemption at the option of the School District, either in whole or in part, in such order of maturity as the School District shall determine, on any date on or after December 1, 2019, at a redemption price equal to 100% of the principal amount redeemed plus, in each case, accrued interest to the date fixed for redemption.

The School District's overall legal debt margin was \$ 17,417,776 and the unvoted legal debt margin was \$ 785,299 at June 30, 2013. Principal and interest requirements to retire long-term obligations outstanding at June 30, 2013, are as follows:

Year ending June 30,	General Obligation Bonds		Capital Appreciation Bonds		Total	
	Principal	Interest	Principal	Interest	Principal	Interest
2014	\$ 1,295,000	\$ 1,065,540	\$ 259,341	\$ 2,937,910	\$ 1,554,341	\$ 4,003,450
2015	2,765,000	2,438,086	-	-	2,765,000	2,438,086
2016	2,875,000	2,343,125	-	-	2,875,000	2,343,125
2017	2,995,000	2,248,206	-	-	2,995,000	2,248,206
2018	3,105,000	2,153,518	-	-	3,105,000	2,153,518
2019-2023	16,870,000	9,264,171	-	-	16,870,000	9,264,171
2024-2028	15,945,000	5,033,062	25,866	679,134	15,970,866	5,712,196
2029-2032	3,630,000	448,330	-	-	3,630,000	448,330
	<u>\$ 49,480,000</u>	<u>\$ 24,994,038</u>	<u>\$ 285,207</u>	<u>\$ 3,617,044</u>	<u>\$ 49,765,207</u>	<u>\$ 28,611,082</u>

AVON LAKE CITY SCHOOL DISTRICT
LORAIN COUNTY
NOTES TO THE BASIC FINANCIAL STATEMENTS
FOR THE YEAR ENDED JUNE 30, 2013

NOTE 17- JOINTLY GOVERNED ORGANIZATIONS

A. NORTH COAST COUNCIL OHIO

The North Coast Council Ohio ("NCCO"), is a jointly governed organization comprised of 31 school districts. NCCO was formed for the purpose of applying modern technology (with the aid of computers and other electronic equipment) to administrative and instructional functions for member districts. Each of the governments of these districts supports NCCO based upon a per pupil charge, dependent upon the software package utilized. The NCCO assembly consists of a superintendent or designated representative from each participating district, and a representative from the fiscal agent. NCCO is governed by a board of directors chosen from the general membership of the NCCO assembly. The board of directors consists of a representative from the fiscal agent, the chairman of each operating committee, and at least one assembly member from each county from which participating districts are located. Fiscal information for NCCO is available from the Treasurer of the Educational Service Center of Lorain County (fiscal agent), located at 5700 West Canal, Valley View, Ohio 44125. During the year ended June 30, 2013, the District paid \$ 78,591 to NCCO for basic service charges..

B. LORAIN COUNTY JOINT VOCATIONAL SCHOOL DISTRICT

The Lorain County Joint Vocational School District is a distinct political subdivision of the State of Ohio operated under the direction of a Board consisting of one representative from the eight participating school district's elected board, which possesses its own budgeting and taxing authority. Financial information can be obtained by contacting the Treasurer at the Lorain County Joint Vocational School District at State Rt. 58, Oberlin, Ohio, 44074.

C. OHIO SCHOOLS COUNCIL ASSOCIATION

The Ohio Schools Council Association (Council) is a jointly governed organization among 126 school districts. The organization was formed to purchase quality products and services at the lowest possible cost to the member School Districts. Each School District supports the Council by paying an annual participation fee. The Council's Board consists of nine superintendents of the participating School Districts whose term rotates every year. The degree of control exercised by any school district is limited to its representation on the Board. In fiscal year 2013, the School District paid \$ 216,359 to the Council. Financial information can be obtained by contacting David A. Cottrell, the Executive Director/Treasurer of the Ohio Schools Council at 6133 Rockside Road, Suite 10, Independence, Ohio, 44131. The School District participates in the Council's natural gas program.

Prepaid/Natural Gas Program

The School District participates in the natural gas purchase program. This program allows the School District to purchase natural gas at reduced rates. Energy USA served as the natural gas supplier and program manager from October 1, 2008 to September 30, 2010. Compass Energy has been selected as the new supplier and program manager for the period from October 1, 2010 through March 31, 2013. There are currently 139 participants in the program. The participants make monthly payments based on estimated usage. Each September, these estimated payments are compared to their actual usage for the year (July to June). School Districts that paid more in estimated billings than their actual billings are issued credits on future billings in September until the credits are exhausted and School Districts that did not pay enough on estimated billings are invoiced for the difference on the September monthly estimated billing.

AVON LAKE CITY SCHOOL DISTRICT
LORAIN COUNTY
NOTES TO THE BASIC FINANCIAL STATEMENTS
FOR THE YEAR ENDED JUNE 30, 2013

NOTE 17- JOINTLY GOVERNED ORGANIZATIONS

D. SUBURBAN HEALTH CONSORTIUM

The Suburban Health Consortium (the "Consortium") is a shared health risk pool created on October 1, 2001, formed by the Boards of Education of several school districts in northeast Ohio, for the purposes of maximizing benefits and/or reducing costs of group health, life, dental and/or other insurance coverage's for their employees and the eligible dependents and designated beneficiaries of such employees. The Consortium was formed and operates as a legally separate entity under Ohio Revised Code Section 9.833. The Board of Directors shall be the governing body of the Consortium.

The Board of Education of each Consortium Member shall appoint its Superintendent or such Superintendent's designee to be its representative of the Board of Directors. The officers of the Board of Directors shall consist of a Chairman, Vice-Chairman and Recording Secretary, who shall be elected at the annual meeting of Board of Directors and serve until the next annual meeting. All of the authority of the Consortium shall be exercised by or under the direction of the Board of Directors. The Board of Directors shall also set all premiums and other amounts to be paid by the Consortium Members, and the Board of Directors shall also have the authority to waive premiums and other payments. All members of the Board of Directors shall serve without compensation.

The Fiscal Agent shall be the Board of Education responsible for administering the financial transactions of the Consortium (Orange City School District). The Fiscal Agent shall carry out the responsibilities of the Consortium Fund, enter into contracts on behalf of the Consortium as authorized by the Directors and carry out such other responsibilities as approved by the Directors and agreed to by the Fiscal Agent. Each District Member enrolled in a benefit program may require contributions from its employees toward the cost of any benefit program being offered by such District Member, and such contributions shall be included in the payments from such District Member to the Fiscal Agent for such benefit program. Contributions are to be submitted by each District Member, to the Fiscal Agent, required under the terms of the Consortium Agreement and any benefit program in which such District Member is enrolled to the Fiscal Agent on a monthly basis, or as otherwise required in accordance with any benefit program in which such District Member is enrolled. All general administrative costs incurred by the Consortium that are not covered by the premium payments shall be shared equally by the Consortium Members as approved by the Directors, and shall be paid by each Consortium Member upon receipt of notice from the Fiscal Agent that such payment is due. It is the express intention of the Consortium Members that the Consortium Agreement and the Consortium shall continue for an indefinite term, but may be terminated as provided in the Consortium Agreement. Any Consortium Member wishing to withdraw from participation in the Consortium or any benefit program shall notify the Fiscal Agent at least one hundred eighty (180) days prior to the effective date of withdrawal.

Upon withdrawal of a Consortium Member, the Consortium shall pay the run out of all claims for such Consortium Member provided such Consortium Member has paid to the Consortium, prior to the effective date of withdrawal a withdrawal fee in the amount equal to two months' premiums at the Consortium Member's current rate. Payment of the withdrawal fee does not extend insurance coverage for two months. Upon automatic withdrawal, for non-payment of premiums required by the Consortium Agreement, the Consortium shall pay the run out of all claims for such Consortium Member provided that the Consortium has received from such Consortium Member all outstanding and unpaid premiums and other amounts and the withdrawal fee equal to two months' premiums at the Consortium Member's current rates. Any Consortium Member which withdraws from the Consortium pursuant to the Consortium Agreement shall have no claim to the Consortium's assets. Financial information for the Consortium can be obtained from L. Greg Slemons, Treasurer of the Orange City School District (the "Fiscal Agent") at 32000 Chagrin Blvd, Pepper Pike, Ohio 44124.

AVON LAKE CITY SCHOOL DISTRICT
LORAIN COUNTY
NOTES TO THE BASIC FINANCIAL STATEMENTS
FOR THE YEAR ENDED JUNE 30, 2013

NOTE 18 - RELATED ORGANIZATION

The Avon Lake Public Library is a distinct political subdivision of the State of Ohio created under Chapter 3375 of the Ohio Revised Code. The Library is governed by a Board of Trustees appointed by the Avon Lake City School District Board of Education. The Board possesses its own contracting and budgeting authority, hires and fires personnel and does not depend on the School District for operational subsidies. Although the School District does serve as the taxing authority and issues tax related debt on behalf of the Library, its role is limited to a ministerial function. The determination to request approval of a tax, the rate and the purpose are discretionary decisions made solely by the Board of Trustees. Financial information can be obtained by contacting the Clerk/Treasurer at the Avon Lake Public Library at 32649 Electric Blvd., Avon Lake, Ohio, 44012.

NOTE 19 – OPERATING LEASES

The School District is obligated under certain leases accounted for as operating leases. Operating leases do not give rise to property rights or lease obligations. During 2013, expenditures for operating leases totaled \$ 160,578.

The following is a schedule of future minimum lease payments required under operating leases that have initial or remaining non-cancelable lease terms in excess of one year as of June 30, 2013.

	Year ending June 30,	Amount
	2014	\$ 132,581
	2015	115,015
	2016	<u>46,737</u>
Total minimum lease payments		<u>\$ 294,333</u>

NOTE 20 - CONTINGENCIES

The School District received financial assistance from federal and State agencies in the form of grants. The disbursements of funds received under these programs generally require compliance with terms and conditions specified in the grant agreements and are subject to audit by the grantor agencies. Any disallowed claims resulting from such audits could become a liability of the General Fund or other applicable funds. However, in the opinion of management, any such disallowed claims will not have a material adverse effect on the overall financial position of the School District at June 30, 2013.

AVON LAKE CITY SCHOOL DISTRICT
LORAIN COUNTY
NOTES TO THE BASIC FINANCIAL STATEMENTS
FOR THE YEAR ENDED JUNE 30, 2013

NOTE 21 - SET-ASIDES

The School District is required by State statute to annually set aside in the General Fund an amount based on a statutory formula for the acquisition and construction of capital improvements. Amounts not spent by fiscal year end or offset by similarly restricted resources received during the fiscal year must be held in cash at fiscal year end. These amounts must be carried forward to be used for the same purposes in future fiscal years. In prior fiscal years, the School District was also required to set aside money for budget stabilization. At June 30, 2013, only the unspent portion of certain worker's compensation refunds continues to be set aside for budget stabilization.

The following cash basis information describes the change in the fiscal year end set aside amounts for capital improvements and budget stabilization. Disclosure of this information is required by State statute.

	Budget Stabilization Reserve	Capital Improvements Reserve
Set-aside reserve balance, June 30, 2012	\$ 113,990	\$ -
Current year set-aside requirements	-	636,609
Qualifying disbursements	-	(2,674,383)
Total	<u>\$ 113,990</u>	<u>\$ (2,037,774)</u>
Set-aside balance carried forward to future fiscal years	<u>\$ -</u>	<u>\$ -</u>
Set-aside reserve balance as of June 30, 2013	<u>\$ 113,990</u>	<u>\$ -</u>

Although the School District had offsets and/or qualifying disbursements during the year that reduced the capital improvements reserve set-aside amount below zero, this amount cannot be carried forward to reduce the set-aside requirements for future years.

This page intentionally left blank.

Combining
and
Individual Fund Statements
and Schedules

Fund Descriptions – Nonmajor Governmental Funds

Nonmajor Special Revenue Funds

Special Revenue Funds account for revenues from specific sources which legally, or otherwise, are restricted to expenditures for specific purposes.

Food Service Fund To account for monies used for the food service operations of the School District.

Local Grants Fund To account for monies received to promote community involvement and volunteer activities between the school and community.

Athletics Fund To account for gate receipts and other revenues from athletic events and all costs (except personnel services) of the School District's athletic program.

Auxiliary Services Fund To account for monies which provide services and materials to pupils attending non-public schools within the School District.

Data Communications Fund To account for State monies received to provide Ohio Educational Computer Network connections.

Race to the Top Fund To account for monies for a competitive grant program designed to encourage and reward states that are creating the conditions for education innovation and reform; achieving significant improvement in student outcomes, including making substantial gains in student achievement, closing achievement gaps, improving high school graduation rates, and ensuring student preparation for success in college and careers.

Title VI-B Fund To account for Federal monies used to assist schools in the identification of handicapped children, development of procedural safeguards, implementation of least restrictive alternative service patterns, and provisions of full educational opportunities to handicapped children at the preschool, elementary and secondary levels.

Title I Fund To account for Federal monies to provide financial assistance to state and local educational agencies to meet the needs of educationally deprived children.

Early Childhood Education Development Fund To account for Federal monies which partially support the preschool program focusing on the early education of handicapped children.

Title II-A Fund To account for Federal monies received to encourage and help fund smaller classroom size and additional staffing needs.

Miscellaneous Federal Grants Fund This fund accounts for various monies received from the Federal government through state agencies or directly from the Federal government which are not accounted for elsewhere. For the fiscal year ended June 30, 2013, this fund had only receipts of the prior year's receivable and payment of the prior year's interfund payable. Accordingly, only a schedule of budget basis activity is presented.

(continued)

Fund Descriptions – Nonmajor Governmental Funds

Nonmajor Debt Service Fund

Debt Service Funds are used to account for the accumulation of financial resources for, and the payment of, general long-term debt principal, interest, and related costs.

Library Bond Retirement Fund To account for the accumulation of tax monies and the payment of general obligation bond principal and interest for the bonds issued for the Avon Lake Public Library.

Nonmajor Capital Projects Funds

Capital Projects Funds account for the acquisition, construction or improvement of capital facilities other than those financed by proprietary funds.

Building Improvements Fund To account for debt proceeds to be used for the acquisition, construction, or improvement of major capital facilities.

Permanent Improvements Fund To account for property taxes levied to be used for various capital projects within the School District.

AVON LAKE CITY SCHOOL DISTRICT
 COMBINING BALANCE SHEET
 NONMAJOR GOVERNMENTAL FUNDS
 JUNE 30, 2013

	Nonmajor Special Revenue Funds	Nonmajor Debt Service Fund	Nonmajor Capital Projects Funds	Total Nonmajor Governmental Funds
Assets and deferred outflow s of resources				
Assets				
Equity in pooled cash	\$ 1,324,361	\$ 215,727	\$ 404,746	\$ 1,944,834
Receivables, net of allowance				
Taxes, current	-	1,974,514	563,932	2,538,446
Taxes, delinquent	-	203,300	58,000	261,300
Intergovernmental receivable	1,077	-	-	1,077
Inventories and supplies	14,359	-	-	14,359
Total assets	<u>1,339,797</u>	<u>2,393,541</u>	<u>1,026,678</u>	<u>4,760,016</u>
Total assets and deferred outflow s of resources	<u>\$ 1,339,797</u>	<u>\$ 2,393,541</u>	<u>\$ 1,026,678</u>	<u>\$ 4,760,016</u>
Liabilities, deferred inflow s of resources and fund balances				
Liabilities				
Accounts and contracts payable	\$ 30,818	\$ -	\$ -	\$ 30,818
Accrued wages and benefits	82,769	-	-	82,769
Intergovernmental payable	27,369	-	-	27,369
Interfund payable	1,077	-	359,580	360,657
Total liabilities	<u>142,033</u>	<u>-</u>	<u>359,580</u>	<u>501,613</u>
Deferred inflow s of resources				
Property taxes	-	1,725,057	480,533	2,205,590
Cafeteria receipts	32,914	-	-	32,914
Unavailable revenue	-	203,300	58,000	261,300
Total deferred inflow s of resources	<u>32,914</u>	<u>1,928,357</u>	<u>538,533</u>	<u>2,499,804</u>
Fund balances				
Nonspendable	14,359	-	-	14,359
Restricted	1,154,325	465,184	488,145	2,107,654
Unassigned	(3,834)	-	(359,580)	(363,414)
Total fund balances	<u>1,164,850</u>	<u>465,184</u>	<u>128,565</u>	<u>1,758,599</u>
Total liabilities, deferred inflow s of resources and fund balances	<u>\$ 1,339,797</u>	<u>\$ 2,393,541</u>	<u>\$ 1,026,678</u>	<u>\$ 4,760,016</u>

AVON LAKE CITY SCHOOL DISTRICT
 COMBINING STATEMENT OF REVENUES, EXPENDITURES AND CHANGES IN FUND BALANCES
 NONMAJOR GOVERNMENTAL FUNDS
 FOR THE YEAR ENDED JUNE 30, 2013

	Nonmajor Special Revenue Funds	Nonmajor Debt Service Fund	Nonmajor Capital Projects Funds	Total Nonmajor Governmental Funds
Revenues				
Taxes	\$ -	\$ 213,615	\$ 590,891	\$ 804,506
Tuition and fees	13,128	-	-	13,128
Interest	437	-	-	437
Intergovernmental	1,585,508	41,442	941,929	2,568,879
Extracurricular	385,536	-	-	385,536
Charges for services	1,069,630	-	-	1,069,630
Other	181,492	-	2,820	184,312
Total revenues	<u>3,235,731</u>	<u>255,057</u>	<u>1,535,640</u>	<u>5,026,428</u>
Expenditures				
Current				
Instruction				
Regular	159,416	-	621,870	781,286
Special	296,384	-	-	296,384
Vocational	495	-	-	495
Other instruction	8,087	-	-	8,087
Supporting services				
Pupil	461,454	-	-	461,454
Instructional staff	118,647	-	-	118,647
Administration	41,090	-	16,774	57,864
Fiscal services	-	3,344	11,845	15,189
Operation and maintenance	-	-	210,766	210,766
Pupil transportation	-	-	212,596	212,596
Central services	12,600	-	-	12,600
Operation of non-instructional services				
Food service operation	1,311,263	-	-	1,311,263
Community services	255,552	-	-	255,552
Extracurricular activities	374,800	-	-	374,800
Capital outlay	1,680	-	1,038,114	1,039,794
Debt service				
Principal	-	300,000	-	300,000
Interest	-	18,200	-	18,200
Total expenditures	<u>3,041,468</u>	<u>321,544</u>	<u>2,111,965</u>	<u>5,474,977</u>
Net change in fund balances	194,263	(66,487)	(576,325)	(448,549)
Fund balances, beginning of year	<u>970,587</u>	<u>531,671</u>	<u>704,890</u>	<u>2,207,148</u>
Fund balances, end of year	<u>\$ 1,164,850</u>	<u>\$ 465,184</u>	<u>\$ 128,565</u>	<u>\$ 1,758,599</u>

AVON LAKE CITY SCHOOL DISTRICT
 COMBINING BALANCE SHEET
 NONMAJOR SPECIAL REVENUE FUNDS
 JUNE 30, 2013

	Food Service	Local Grants	Athletics
Assets and deferred outflow s of resources			
Assets			
Equity in pooled cash	\$ 602,695	\$ 355,835	\$ 230,655
Intergovernmental receivable	-	-	-
Inventories and supplies	14,359	-	-
Total assets	617,054	355,835	230,655
Total assets and deferred outflow s of resources	\$ 617,054	\$ 355,835	\$ 230,655
Liabilities, deferred inflow s of resources and fund balances			
Liabilities			
Accounts and contracts payable	\$ 95	\$ 19,815	\$ 3,063
Accrued wages and benefits	59,042	-	-
Intergovernmental payable	17,283	-	-
Interfund payable	-	-	-
Total liabilities	76,420	19,815	3,063
Deferred inflow s of resources			
Property taxes	-	-	-
Cafeteria receipts	32,914	-	-
Total deferred inflow s of resources	32,914	-	-
Fund balances			
Nonspendable	14,359	-	-
Restricted	493,361	336,020	227,592
Unassigned	-	-	-
Total fund balances	507,720	336,020	227,592
Total liabilities, deferred inflow s of resources and fund balances	\$ 617,054	\$ 355,835	\$ 230,655

Auxiliary Services	Data Communications	Race to the Top
\$ 129,002	\$ -	\$ 141
-	-	1,077
-	-	-
<u>129,002</u>	<u>-</u>	<u>1,218</u>
<u>\$ 129,002</u>	<u>\$ -</u>	<u>\$ 1,218</u>

\$ 7,628	\$ -	\$ -
19,882	-	3,845
5,294	-	-
-	-	1,077
<u>32,804</u>	<u>-</u>	<u>4,922</u>

-	-	-
-	-	-
<u>-</u>	<u>-</u>	<u>-</u>

-	-	-
96,198	-	-
-	-	(3,704)
<u>96,198</u>	<u>-</u>	<u>(3,704)</u>
<u>\$ 129,002</u>	<u>\$ -</u>	<u>\$ 1,218</u>

(continued)

AVON LAKE CITY SCHOOL DISTRICT
 COMBINING BALANCE SHEET
 NONMAJOR SPECIAL REVENUE FUNDS
 JUNE 30, 2013
 (CONCLUDED)

	Title VI-B	Title I	Early Childhood Education Development
Assets and deferred outflow s of resources			
Assets			
Equity in pooled cash	\$ -	\$ 6,033	\$ -
Intergovernmental receivable	-	-	-
Inventories and supplies	-	-	-
Total assets	-	6,033	-
Total assets and deferred outflow s of resources	\$ -	\$ 6,033	\$ -
Liabilities, deferred inflow s of resources and fund balances			
Liabilities			
Accounts and contracts payable	\$ -	\$ 217	\$ -
Accrued wages and benefits	-	-	-
Intergovernmental payable	130	4,662	-
Interfund payable	-	-	-
Total liabilities	130	4,879	-
Deferred inflow s of resources			
Property taxes	-	-	-
Cafeteria receipts	-	-	-
Total deferred inflow s of resources	-	-	-
Fund balances			
Nonspendable	-	-	-
Restricted	-	1,154	-
Unassigned	(130)	-	-
Total fund balances	(130)	1,154	-
Total liabilities, deferred inflow s of resources and fund balances	\$ -	\$ 6,033	\$ -

Title II-A	Total Nonmajor Special Revenue Funds
\$ -	\$ 1,324,361
-	1,077
-	14,359
-	1,339,797
<u>\$ -</u>	<u>\$ 1,339,797</u>

\$ -	\$ 30,818
-	82,769
-	27,369
-	1,077
<u>-</u>	<u>142,033</u>

-	-
-	32,914
<u>-</u>	<u>32,914</u>

-	14,359
-	1,154,325
-	(3,834)
<u>-</u>	<u>1,164,850</u>
<u>\$ -</u>	<u>\$ 1,339,797</u>

AVON LAKE CITY SCHOOL DISTRICT
 COMBINING STATEMENT OF REVENUES, EXPENDITURES AND CHANGES IN FUND BALANCES
 NONMAJOR SPECIAL REVENUE FUNDS
 FOR THE YEAR ENDED JUNE 30, 2013

	Food Service	Local Grants	Athletics
Revenues			
Tuition and fees	\$ -	\$ 13,128	\$ -
Interest	391	-	-
Intergovernmental	300,049	-	-
Extracurricular	-	-	385,536
Charges for services	1,069,630	-	-
Other	-	155,940	25,552
Total revenues	1,370,070	169,068	411,088
Expenditures			
Current			
Instruction			
Regular	-	54,763	-
Special	-	-	-
Vocational	-	495	-
Other instruction	-	-	-
Supporting services			
Pupil	-	13,160	-
Instructional staff	-	21,179	-
Administration	-	2,000	-
Central services	-	-	-
Operation of non-instructional services			
Food service operation	1,311,263	-	-
Community services	-	-	-
Extracurricular activities	-	13,210	361,590
Capital outlay	-	1,680	-
Total expenditures	1,311,263	106,487	361,590
Net change in fund balances	58,807	62,581	49,498
Fund balances, beginning of year	448,913	273,439	178,094
Fund balances, end of year	\$ 507,720	\$ 336,020	\$ 227,592

Auxiliary Services	Data Communications	Race to the Top
\$ -	\$ -	\$ -
46	-	-
254,800	12,600	79,241
-	-	-
-	-	-
-	-	-
<u>254,846</u>	<u>12,600</u>	<u>79,241</u>
-	-	55,441
-	-	-
-	-	-
-	-	-
-	-	19,977
-	-	4,155
-	12,600	-
-	-	-
232,291	-	-
-	-	-
-	-	-
<u>232,291</u>	<u>12,600</u>	<u>79,573</u>
22,555	-	(332)
<u>73,643</u>	<u>-</u>	<u>(3,372)</u>
<u>\$ 96,198</u>	<u>\$ -</u>	<u>\$ (3,704)</u>

(continued)

AVON LAKE CITY SCHOOL DISTRICT
 COMBINING STATEMENT OF REVENUES, EXPENDITURES AND CHANGES IN FUND BALANCES
 NONMAJOR SPECIAL REVENUE FUNDS
 FOR THE YEAR ENDED JUNE 30, 2013

(CONCLUDED)

	Title VI-B	Title I	Early Childhood Education Development
Revenues			
Tuition and fees	\$ -	\$ -	\$ -
Interest	-	-	-
Intergovernmental	618,461	240,148	18,059
Extracurricular	-	-	-
Charges for services	-	-	-
Other	-	-	-
Total revenues	618,461	240,148	18,059
Expenditures			
Current			
Instruction			
Regular	-	-	-
Special	116,396	179,988	-
Vocational	-	-	-
Other instruction	-	8,087	-
Supporting services			
Pupil	448,294	-	-
Instructional staff	-	46,494	18,059
Administration	34,935	-	-
Central services	-	-	-
Operation of non-instructional services			
Food service operation	-	-	-
Community services	18,836	4,425	-
Extracurricular activities	-	-	-
Capital outlay	-	-	-
Total expenditures	618,461	238,994	18,059
Net change in fund balances	-	1,154	-
Fund balances, beginning of year	(130)	-	-
Fund balances, end of year	\$ (130)	\$ 1,154	\$ -

Title II-A	Total Nonmajor Special Revenue Funds
\$ -	\$ 13,128
-	437
62,150	1,585,508
-	385,536
-	1,069,630
-	181,492
<u>62,150</u>	<u>3,235,731</u>
49,212	159,416
-	296,384
-	495
-	8,087
-	461,454
12,938	118,647
-	41,090
-	12,600
-	1,311,263
-	255,552
-	374,800
-	1,680
<u>62,150</u>	<u>3,041,468</u>
-	194,263
-	970,587
<u>\$ -</u>	<u>\$ 1,164,850</u>

AVON LAKE CITY SCHOOL DISTRICT
 COMBINING BALANCE SHEET
 NONMAJOR CAPITAL PROJECTS FUNDS
 JUNE 30, 2013

	Building Improvement Fund	Permanent Improvements	Total Nonmajor Capital Projects Funds
Assets and deferred outflows of resources			
Assets			
Equity in pooled cash	\$ -	\$ 404,746	\$ 404,746
Receivables, net of allowance			
Taxes, current	-	563,932	563,932
Taxes, delinquent	-	58,000	58,000
Total assets	<u>-</u>	<u>1,026,678</u>	<u>1,026,678</u>
Total assets and deferred outflows of resources	<u>\$ -</u>	<u>\$ 1,026,678</u>	<u>\$ 1,026,678</u>
Liabilities, deferred inflows of resources and fund balances			
Liabilities			
Interfund payable	\$ 359,580	\$ -	\$ 359,580
Total liabilities	<u>359,580</u>	<u>-</u>	<u>359,580</u>
Deferred inflows of resources			
Property taxes	-	480,533	480,533
Unavailable revenue	-	58,000	58,000
Total deferred inflows of resources	<u>-</u>	<u>538,533</u>	<u>538,533</u>
Fund balances			
Restricted	-	488,145	488,145
Unassigned	(359,580)	-	(359,580)
Total fund balances	<u>(359,580)</u>	<u>488,145</u>	<u>128,565</u>
Total liabilities, deferred inflows of resources and fund balances	<u>\$ -</u>	<u>\$ 1,026,678</u>	<u>\$ 1,026,678</u>

AVON LAKE CITY SCHOOL DISTRICT
 COMBINING STATEMENT OF REVENUES, EXPENDITURES AND CHANGES IN FUND BALANCES
 NONMAJOR CAPITAL PROJECTS FUNDS
 FOR THE YEAR ENDED JUNE 30, 2013

	Building Improvement	Permanent Improvements	Total Nonmajor Capital Projects Funds
Revenues			
Taxes	\$ -	\$ 590,891	\$ 590,891
Intergovernmental	795,281	146,648	941,929
Other	2,820	-	2,820
Total revenues	<u>798,101</u>	<u>737,539</u>	<u>1,535,640</u>
Expenditures			
Current			
Instruction			
Regular	2,128	619,742	621,870
Supporting services			
Administration	16,774	-	16,774
Fiscal services	1,792	10,053	11,845
Operation and maintenance	13,830	196,936	210,766
Pupil transportation	-	212,596	212,596
Capital outlay	1,002,691	35,423	1,038,114
Total expenditures	<u>1,037,215</u>	<u>1,074,750</u>	<u>2,111,965</u>
Net change in fund balances	(239,114)	(337,211)	(576,325)
Fund balances, beginning of year	<u>(120,466)</u>	<u>825,356</u>	<u>704,890</u>
Fund balances, end of year	<u>\$ (359,580)</u>	<u>\$ 488,145</u>	<u>\$ 128,565</u>

Fund Descriptions

Agency Funds

These funds are purely custodial (assets equal liabilities) and thus do not involve the measurement of results of operations.

Student Activities Fund To account for purchases of supplies on behalf of those student activity programs which have student participation in the activity and have student involvement in the management of the program.

Staff Services Fund To account for purchases of supplies and equipment on behalf of employees of the School District.

AVON LAKE CITY SCHOOL DISTRICT
 COMBINING STATEMENT OF CHANGES IN ASSETS AND LIABILITIES
 ALL AGENCY FUNDS
 FOR THE YEAR ENDED JUNE 30, 2013

	Student Activities Fund			
	Beginning Balance	Additions	Deductions	Ending Balance
	June 30, 2012			June 30, 2013
Assets				
Equity in pooled cash	\$ 85,689	\$ 204,485	\$ 195,089	\$ 95,085
Total assets	\$ 85,689	\$ 204,485	\$ 195,089	\$ 95,085
Liabilities				
Accounts payable	\$ 10,941	\$ -	\$ 10,941	\$ -
Due to students	74,748	204,485	184,148	95,085
Total liabilities	\$ 85,689	\$ 204,485	\$ 195,089	\$ 95,085

	Staff Services Fund			
	Beginning Balance	Additions	Deductions	Ending Balance
	June 30, 2012			June 30, 2013
Assets				
Equity in pooled cash	\$ 3,649	\$ 1,681	\$ 1,658	\$ 3,672
Total assets	\$ 3,649	\$ 1,681	\$ 1,658	\$ 3,672
Liabilities				
Accounts payable	-	\$ 80	\$ -	80
Due to others	3,649	1,601	1,658	3,592
Total liabilities	\$ 3,649	\$ 1,681	\$ 1,658	\$ 3,672

	Total Agency Funds			
	Beginning Balance	Additions	Deductions	Ending Balance
	June 30, 2012			June 30, 2013
Assets				
Equity in pooled cash	\$ 89,338	\$ 206,166	\$ 196,747	\$ 98,757
Total assets	89,338	206,166	196,747	98,757
Liabilities				
Accounts payable	\$ 10,941	\$ 80	\$ 10,941	\$ 80
Due to students	74,748	204,485	184,148	95,085
Due to others	3,649	1,601	1,658	3,592
Total liabilities	\$ 89,338	\$ 206,166	\$ 196,747	\$ 98,757

AVON LAKE CITY SCHOOL DISTRICT
SCHEDULE OF REVENUES, EXPENDITURES AND CHANGES
IN FUND BALANCE – BUDGET (NON-GAAP) BASIS AND ACTUAL
FOR THE YEAR ENDED JUNE 30, 2013

	General Fund			Variance with Final Budget Positive (Negative)
	Budget Amounts		Actual	
	Original	Final		
Revenues				
Taxes	\$ 23,625,452	\$ 24,744,932	\$ 24,767,347	\$ 22,415
Tuition and fees	586,391	614,177	614,733	556
Interest	46,753	48,969	49,013	44
Intergovernmental	7,241,220	7,584,342	7,591,212	6,870
Miscellaneous	182,577	191,229	191,402	173
Total revenues	<u>31,682,393</u>	<u>33,183,649</u>	<u>33,213,707</u>	<u>30,058</u>
Expenditures				
Current				
Instruction				
Regular				
Salaries	11,397,876	12,921,447	12,877,596	43,851
Benefits	4,524,320	5,129,092	5,111,686	17,406
Purchased services	500,860	567,811	565,884	1,927
Materials and supplies	706,695	801,160	798,441	2,719
Capital outlay	21,075	23,892	23,811	81
Total regular	<u>17,150,826</u>	<u>19,443,402</u>	<u>19,377,418</u>	<u>65,984</u>
Special				
Salaries	1,609,697	1,824,868	1,818,675	6,193
Benefits	540,401	612,637	610,558	2,079
Purchased services	229,343	259,999	259,117	882
Materials and supplies	11,499	13,036	12,992	44
Capital outlay	16	18	18	-
Total special	<u>2,390,956</u>	<u>2,710,558</u>	<u>2,701,360</u>	<u>9,198</u>
Vocational				
Salaries	68,281	77,409	77,146	263
Benefits	25,010	28,353	28,257	96
Total vocational	<u>93,291</u>	<u>105,762</u>	<u>105,403</u>	<u>359</u>
Adult/continuing				
Salaries	9,577	10,857	10,820	37
Benefits	1,587	1,799	1,793	6
Total adult/continuing	<u>11,164</u>	<u>12,656</u>	<u>12,613</u>	<u>43</u>
Other				
Salaries	88,950	100,840	100,498	342
Benefits	24,608	27,898	27,803	95
Purchased services	616,413	698,810	696,438	2,372
Other	475,120	538,630	536,802	1,828
Total other instruction	<u>1,205,091</u>	<u>1,366,178</u>	<u>1,361,541</u>	<u>4,637</u>
Total instruction	<u>20,851,328</u>	<u>23,638,556</u>	<u>23,558,335</u>	<u>80,221</u>

(continued)

AVON LAKE CITY SCHOOL DISTRICT
SCHEDULE OF REVENUES, EXPENDITURES AND CHANGES
IN FUND BALANCE – BUDGET (NON-GAAP) BASIS AND ACTUAL
FOR THE YEAR ENDED JUNE 30, 2013

	General Fund			Variance with Final Budget Positive (Negative)
	Budget Amounts		Actual	
	Original	Final		
Supporting services				
Pupil				
Salaries	1,971,491	2,235,023	2,227,438	7,585
Benefits	962,372	1,091,014	1,087,311	3,703
Purchased services	179,845	203,885	203,193	692
Materials and supplies	47,833	54,227	54,043	184
Capital outlay	4,427	5,019	5,002	17
Total pupil	<u>3,165,968</u>	<u>3,589,168</u>	<u>3,576,987</u>	<u>12,181</u>
Instructional staff				
Salaries	534,422	605,859	603,803	2,056
Benefits	181,152	205,367	204,670	697
Purchased services	25,366	28,757	28,659	98
Materials and supplies	13,486	15,289	15,237	52
Capital outlay	531	602	600	2
Total instructional staff	<u>754,957</u>	<u>855,874</u>	<u>852,969</u>	<u>2,905</u>
Board of education				
Salaries	3,319	3,763	3,750	13
Benefits	126	142	142	-
Purchased services	4,367	4,951	4,934	17
Other	6,728	7,627	7,601	26
Total business	<u>14,540</u>	<u>16,483</u>	<u>16,427</u>	<u>56</u>
Administration				
Salaries	1,697,407	1,924,302	1,917,772	6,530
Benefits	744,073	843,535	840,672	2,863
Purchased services	247,536	280,624	279,672	952
Materials and supplies	19,841	22,493	22,417	76
Capital outlay	127	143	143	-
Other	19,846	22,498	22,422	76
Total administration	<u>2,728,830</u>	<u>3,093,595</u>	<u>3,083,098</u>	<u>10,497</u>
Fiscal				
Salaries	261,988	297,008	296,000	1,008
Benefits	117,412	133,107	132,655	452
Purchased services	43,910	49,780	49,611	169
Materials and supplies	4,818	5,462	5,443	19
Other	437,905	496,441	494,756	1,685
Total fiscal	<u>866,033</u>	<u>981,798</u>	<u>978,465</u>	<u>3,333</u>

(continued)

AVON LAKE CITY SCHOOL DISTRICT
SCHEDULE OF REVENUES, EXPENDITURES AND CHANGES
IN FUND BALANCE – BUDGET (NON-GAAP) BASIS AND ACTUAL
FOR THE YEAR ENDED JUNE 30, 2013

	General Fund			Variance with Final Budget Positive (Negative)
	Budget Amounts		Actual	
	Original	Final		
Business				
Salaries	79,148	89,728	89,423	305
Benefits	38,948	44,154	44,004	150
Purchased services	10,557	11,968	11,927	41
Capital outlay	3,741	4,241	4,227	14
Total fiscal	<u>132,394</u>	<u>150,091</u>	<u>149,581</u>	<u>510</u>
Operation and maintenance				
Salaries	1,420,999	1,610,946	1,605,479	5,467
Benefits	566,577	642,312	640,132	2,180
Purchased services	1,644,312	1,864,109	1,857,783	6,326
Materials and supplies	332,998	377,510	376,229	1,281
Capital outlay	29,598	33,554	33,440	114
Total operation and maintenance	<u>3,994,484</u>	<u>4,528,431</u>	<u>4,513,063</u>	<u>15,368</u>
Pupil transportation				
Salaries	918,204	1,040,942	1,037,409	3,533
Benefits	250,554	284,046	283,082	964
Purchased services	117,364	133,053	132,601	452
Materials and supplies	207,282	234,989	234,192	797
Capital outlay	14,712	16,679	16,622	57
Other	338	383	382	1
Total pupil transportation	<u>1,508,454</u>	<u>1,710,092</u>	<u>1,704,288</u>	<u>5,804</u>
Central services				
Salaries	7,810	8,854	8,824	30
Benefits	3	3	3	-
Purchased services	142,600	161,662	161,113	549
Capital outlay	47,028	53,314	53,133	181
Other	88,509	100,341	100,000	341
Total central services	<u>285,950</u>	<u>324,174</u>	<u>323,073</u>	<u>1,101</u>
Total supporting services	<u>13,451,610</u>	<u>15,249,706</u>	<u>15,197,951</u>	<u>51,755</u>
Operation of non-instructional services				
Community services				
Benefits	40	45	45	-
Total community services	<u>40</u>	<u>45</u>	<u>45</u>	<u>-</u>
Total operation of non-instructional services	<u>40</u>	<u>45</u>	<u>45</u>	<u>-</u>
Extracurricular activities				
Academic and subject oriented				
Salaries	71,240	80,763	80,489	274
Benefits	10,684	12,112	12,071	41
Purchased services	4,381	4,967	4,950	17
Materials and supplies	7,449	8,445	8,416	29
Total academic and subject oriented	<u>93,754</u>	<u>106,287</u>	<u>105,926</u>	<u>361</u>

(continued)

AVON LAKE CITY SCHOOL DISTRICT
SCHEDULE OF REVENUES, EXPENDITURES AND CHANGES
IN FUND BALANCE – BUDGET (NON-GAAP) BASIS AND ACTUAL
FOR THE YEAR ENDED JUNE 30, 2013

(Concluded)				
	General Fund			Variance with Final Budget Positive (Negative)
	Budget Amounts		Actual	
	Original	Final		
Occupation oriented				
Salaries	945	1,072	1,068	4
Benefits	139	158	157	1
Total occupation oriented	<u>1,084</u>	<u>1,230</u>	<u>1,225</u>	<u>5</u>
Sports oriented				
Salaries	511,353	579,706	577,739	1,967
Benefits	119,358	135,312	134,853	459
Purchased services	31,589	35,812	35,690	122
Other	319	361	360	1
Total sports oriented	<u>662,619</u>	<u>751,191</u>	<u>748,642</u>	<u>2,549</u>
Co-curricular activities				
Salaries	43,719	49,563	49,395	168
Benefits	5,899	6,688	6,665	23
Total co-curricular activities	<u>49,618</u>	<u>56,251</u>	<u>56,060</u>	<u>191</u>
Total extracurricular activities	<u>807,075</u>	<u>914,959</u>	<u>911,853</u>	<u>3,106</u>
Total expenditures	<u>35,110,053</u>	<u>39,803,266</u>	<u>39,668,184</u>	<u>135,082</u>
Excess (deficiency) of revenues over expenditures	<u>(3,427,660)</u>	<u>(6,619,617)</u>	<u>(6,454,477)</u>	<u>165,140</u>
Other financing sources (uses)				
Gain (loss) on sale of assets	-	14,031	14,031	-
Advances in	-	1,444,625	1,444,625	-
Refund of prior year expenditures	-	130,821	130,821	-
Advances out	-	(306,789)	(306,789)	-
Total other financing sources (uses)	<u>-</u>	<u>1,282,688</u>	<u>1,282,688</u>	<u>-</u>
Net change in fund balance	(3,427,660)	(5,336,929)	(5,171,789)	165,140
Prior year encumbrances	2,517,503	2,517,503	2,517,503	-
Fund balances, beginning of year	<u>7,373,956</u>	<u>7,373,956</u>	<u>7,373,956</u>	<u>-</u>
Fund balances, end of year	<u>6,463,799</u>	<u>\$ 4,554,530</u>	<u>\$ 4,719,670</u>	<u>\$ 165,140</u>

AVON LAKE CITY SCHOOL DISTRICT
SCHEDULE OF REVENUES, EXPENDITURES AND CHANGES
IN FUND BALANCE – BUDGET (NON-GAAP) BASIS AND ACTUAL
FOR THE YEAR ENDED JUNE 30, 2013

	Bond Retirement Fund			Variance with Final Budget Positive (Negative)
	Budget Amounts		Actual	
	Original	Final		
Total revenues and other sources	\$ 4,033,797	\$ 4,671,595	\$ 4,671,595	\$ -
Total expenditures and other uses	4,429,361	4,486,432	4,486,432	-
Net change in fund balance	(395,564)	185,163	185,163	-
Prior year encumbrances	-	-	-	-
Fund balances, beginning of year	3,048,040	3,048,040	3,048,040	-
Fund balances, end of year	<u>\$ 2,652,476</u>	<u>\$ 3,233,203</u>	<u>\$ 3,233,203</u>	<u>\$ -</u>

AVON LAKE CITY SCHOOL DISTRICT
SCHEDULE OF REVENUES, EXPENDITURES AND CHANGES
IN FUND BALANCE – BUDGET (NON-GAAP) BASIS AND ACTUAL
FOR THE YEAR ENDED JUNE 30, 2013

	Food Service Fund			Variance with Final Budget Positive (Negative)
	Budget Amounts		Actual	
	Original	Final		
Total revenues and other sources	\$ 1,290,000	\$ 1,314,062	\$ 1,319,410	\$ 5,348
Total expenditures and other uses	1,405,490	1,515,490	1,238,112	277,378
Net change in fund balance	(115,490)	(201,428)	81,298	282,726
Prior year encumbrances	72,568	72,568	72,568	-
Fund balances, beginning of year	447,651	447,651	447,651	-
Fund balances, end of year	<u>\$ 404,729</u>	<u>\$ 318,791</u>	<u>\$ 601,517</u>	<u>\$ 282,726</u>

	Local Grants Fund			Variance with Final Budget Positive (Negative)
	Budget Amounts		Actual	
	Original	Final		
Total revenues and other sources	\$ 83,589	\$ 169,068	\$ 169,068	\$ -
Total expenditures and other uses	91,671	126,671	125,788	883
Net change in fund balance	(8,082)	42,397	43,280	883
Prior year encumbrances	22,534	22,534	22,534	-
Fund balances, beginning of year	260,475	260,475	260,475	-
Fund balances, end of year	<u>\$ 274,927</u>	<u>\$ 325,406</u>	<u>\$ 326,289</u>	<u>\$ 883</u>

AVON LAKE CITY SCHOOL DISTRICT
SCHEDULE OF REVENUES, EXPENDITURES AND CHANGES
IN FUND BALANCE – BUDGET (NON-GAAP) BASIS AND ACTUAL
FOR THE YEAR ENDED JUNE 30, 2013

	Athletics Fund			Variance with Final Budget Positive (Negative)
	Budget Amounts		Actual	
	Original	Final		
Total revenues and other sources	\$ 334,600	\$ 410,634	\$ 411,524	\$ 890
Total expenditures and other uses	382,367	412,367	390,408	21,959
Net change in fund balance	(47,767)	(1,733)	21,116	22,849
Prior year encumbrances	52,567	52,567	52,567	-
Fund balances, beginning of year	128,137	128,137	128,137	-
Fund balances, end of year	<u>\$ 132,937</u>	<u>\$ 178,971</u>	<u>\$ 201,820</u>	<u>\$ 22,849</u>

	Auxiliary Services Fund			Variance with Final Budget Positive (Negative)
	Budget Amounts		Actual	
	Original	Final		
Total revenues and other sources	\$ 207,598	\$ 254,847	\$ 254,847	\$ -
Total expenditures and other uses	303,800	327,609	327,609	-
Net change in fund balance	(96,202)	(72,762)	(72,762)	-
Prior year encumbrances	43,859	43,859	43,859	-
Fund balances, beginning of year	52,343	52,343	52,343	-
Fund balances, end of year	<u>\$ -</u>	<u>\$ 23,440</u>	<u>\$ 23,440</u>	<u>\$ -</u>

AVON LAKE CITY SCHOOL DISTRICT
SCHEDULE OF REVENUES, EXPENDITURES AND CHANGES
IN FUND BALANCE – BUDGET (NON-GAAP) BASIS AND ACTUAL
FOR THE YEAR ENDED JUNE 30, 2013

	Data Communications Fund			Variance with Final Budget Positive (Negative)
	Budget Amounts		Actual	
	Original	Final		
Total revenues and other sources	\$ 12,000	\$ 12,600	\$ 12,600	\$ -
Total expenditures and other uses	3,238	12,600	12,600	-
Net change in fund balance	8,762	-	-	-
Prior year encumbrances	-	-	-	-
Fund balances, beginning of year	-	-	-	-
Fund balances, end of year	<u>\$ 8,762</u>	<u>\$ -</u>	<u>\$ -</u>	<u>\$ -</u>

	Race to the Top Fund			Variance with Final Budget Positive (Negative)
	Budget Amounts		Actual	
	Original	Final		
Total revenues and other sources	\$ 82,000	\$ 83,448	\$ 83,448	\$ -
Total expenditures and other uses	92,558	93,865	93,865	-
Net change in fund balance	(10,558)	(10,417)	(10,417)	-
Prior year encumbrances	10,558	10,558	10,558	-
Fund balances, beginning of year	-	-	-	-
Fund balances, end of year	<u>\$ -</u>	<u>\$ 141</u>	<u>\$ 141</u>	<u>\$ -</u>

AVON LAKE CITY SCHOOL DISTRICT
SCHEDULE OF REVENUES, EXPENDITURES AND CHANGES
IN FUND BALANCE – BUDGET (NON-GAAP) BASIS AND ACTUAL
FOR THE YEAR ENDED JUNE 30, 2013

	Title VI-B Fund			Variance with Final Budget Positive (Negative)
	Budget Amounts		Actual	
	Original	Final		
Total revenues and other sources	\$ 618,461	\$ 1,062,945	\$ 1,062,945	\$ -
Total expenditures and other uses	618,461	1,062,945	1,062,945	-
Net change in fund balance	-	-	-	-
Prior year encumbrances	-	-	-	-
Fund balances, beginning of year	-	-	-	-
Fund balances, end of year	<u>\$ -</u>	<u>\$ -</u>	<u>\$ -</u>	<u>\$ -</u>

	Title I Fund			Variance with Final Budget Positive (Negative)
	Budget Amounts		Actual	
	Original	Final		
Total revenues and other sources	\$ 254,310	\$ 278,799	\$ 278,799	\$ -
Total expenditures and other uses	254,310	277,472	277,472	-
Net change in fund balance	-	1,327	1,327	-
Prior year encumbrances	-	-	-	-
Fund balances, beginning of year	-	-	-	-
Fund balances, end of year	<u>\$ -</u>	<u>\$ 1,327</u>	<u>\$ 1,327</u>	<u>\$ -</u>

AVON LAKE CITY SCHOOL DISTRICT
SCHEDULE OF REVENUES, EXPENDITURES AND CHANGES
IN FUND BALANCE – BUDGET (NON-GAAP) BASIS AND ACTUAL
FOR THE YEAR ENDED JUNE 30, 2013

	Early Childhood Education Development Fund			Variance with Final Budget Positive (Negative)
	Budget Amounts		Actual	
	Original	Final		
Total revenues and other sources	\$ 18,059	\$ 18,059	\$ 18,059	\$ -
Total expenditures and other uses	18,059	18,059	18,059	-
Net change in fund balance	-	-	-	-
Prior year encumbrances	-	-	-	-
Fund balances, beginning of year	-	-	-	-
Fund balances, end of year	<u>\$ -</u>	<u>\$ -</u>	<u>\$ -</u>	<u>\$ -</u>

	Title II-A Fund			Variance with Final Budget Positive (Negative)
	Budget Amounts		Actual	
	Original	Final		
Total revenues and other sources	\$ 60,327	\$ 67,862	\$ 67,862	\$ -
Total expenditures and other uses	60,327	67,862	67,862	-
Net change in fund balance	-	-	-	-
Prior year encumbrances	-	-	-	-
Fund balances, beginning of year	-	-	-	-
Fund balances, end of year	<u>\$ -</u>	<u>\$ -</u>	<u>\$ -</u>	<u>\$ -</u>

AVON LAKE CITY SCHOOL DISTRICT
SCHEDULE OF REVENUES, EXPENDITURES AND CHANGES
IN FUND BALANCE – BUDGET (NON-GAAP) BASIS AND ACTUAL
FOR THE YEAR ENDED JUNE 30, 2013

	Miscellaneous Federal Grants Fund			Variance with Final Budget Positive (Negative)
	Budget Amounts		Actual	
	Original	Final		
Total revenues and other sources	\$ -	\$ 593	\$ 593	\$ -
Total expenditures and other uses	-	593	593	-
Net change in fund balance	-	-	-	-
Prior year encumbrances	-	-	-	-
Fund balances, beginning of year	-	-	-	-
Fund balances, end of year	<u>\$ -</u>	<u>\$ -</u>	<u>\$ -</u>	<u>\$ -</u>

	Scholarship Fund			Variance with Final Budget Positive (Negative)
	Budget Amounts		Actual	
	Original	Final		
Total revenues and other sources	\$ 17,000	\$ 19,286	\$ 19,287	\$ 1
Total expenditures and other uses	13,257	13,257	7,225	6,032
Net change in fund balance	3,743	6,029	12,062	6,033
Prior year encumbrances	3,257	3,257	3,257	-
Fund balances, beginning of year	66,463	66,463	66,463	-
Fund balances, end of year	<u>\$ 73,463</u>	<u>\$ 75,749</u>	<u>\$ 81,782</u>	<u>\$ 6,033</u>

AVON LAKE CITY SCHOOL DISTRICT
SCHEDULE OF REVENUES, EXPENDITURES AND CHANGES
IN FUND BALANCE – BUDGET (NON-GAAP) BASIS AND ACTUAL
FOR THE YEAR ENDED JUNE 30, 2013

Michael Baumhauer Scholarship Fund				
	Budget Amounts		Actual	Variance with Final Budget Positive (Negative)
	Original	Final		
Total revenues and other sources	\$ 1,000	\$ 6	\$ 6	\$ -
Total expenditures and other uses	1,299	1,799	1,759	40
Net change in fund balance	(299)	(1,793)	(1,753)	40
Prior year encumbrances	-	-	-	-
Fund balances, beginning of year	12,021	12,021	12,021	-
Fund balances, end of year	<u>\$ 11,722</u>	<u>\$ 10,228</u>	<u>\$ 10,268</u>	<u>\$ 40</u>

Public School Support Fund				
	Budget Amounts		Actual	Variance with Final Budget Positive (Negative)
	Original	Final		
Total revenues and other sources	\$ 165,300	\$ 200,798	\$ 205,799	\$ 5,001
Total expenditures and other uses	211,166	241,166	232,813	8,353
Net change in fund balance	(45,866)	(40,368)	(27,014)	13,354
Prior year encumbrances	25,593	25,593	25,593	-
Fund balances, beginning of year	126,788	126,788	126,788	-
Fund balances, end of year	<u>\$ 106,515</u>	<u>\$ 112,013</u>	<u>\$ 125,367</u>	<u>\$ 13,354</u>

AVON LAKE CITY SCHOOL DISTRICT
SCHEDULE OF REVENUES, EXPENDITURES AND CHANGES
IN FUND BALANCE – BUDGET (NON-GAAP) BASIS AND ACTUAL
FOR THE YEAR ENDED JUNE 30, 2013

	Library Bond Retirement Fund			Variance with Final Budget Positive (Negative)
	Budget Amounts		Actual	
	Original	Final		
Total revenues and other sources	\$ 230,108	\$ 230,108	\$ 230,108	\$ -
Total expenditures and other uses	321,544	321,544	321,544	-
Net change in fund balance	(91,436)	(91,436)	(91,436)	-
Prior year encumbrances	-	-	-	-
Fund balances, beginning of year	307,163	307,163	307,163	-
Fund balances, end of year	<u>\$ 215,727</u>	<u>\$ 215,727</u>	<u>\$ 215,727</u>	<u>\$ -</u>

	Building Improvements Fund			Variance with Final Budget Positive (Negative)
	Budget Amounts		Actual	
	Original	Final		
Total revenues and other sources	\$ 970,000	\$ 1,098,101	\$ 1,098,101	\$ -
Total expenditures and other uses	1,923,915	2,058,658	2,058,658	-
Net change in fund balance	(953,915)	(960,557)	(960,557)	-
Prior year encumbrances	263,490	263,490	263,490	-
Fund balances, beginning of year	697,067	697,067	697,067	-
Fund balances, end of year	<u>\$ 6,642</u>	<u>\$ -</u>	<u>\$ -</u>	<u>\$ -</u>

AVON LAKE CITY SCHOOL DISTRICT
SCHEDULE OF REVENUES, EXPENDITURES AND CHANGES
IN FUND BALANCE – BUDGET (NON-GAAP) BASIS AND ACTUAL
FOR THE YEAR ENDED JUNE 30, 2013

	Permanent Improvements Fund			Variance with Final Budget Positive (Negative)
	Budget Amounts		Actual	
	Original	Final		
Total revenues and other sources	\$ 625,339	\$ 707,426	\$ 707,426	\$ -
Total expenditures and other uses	752,746	1,202,746	1,153,537	49,209
Net change in fund balance	(127,407)	(495,320)	(446,111)	49,209
Prior year encumbrances	197,195	197,195	197,195	-
Fund balances, beginning of year	576,875	576,875	576,875	-
Fund balances, end of year	<u>\$ 646,663</u>	<u>\$ 278,750</u>	<u>\$ 327,959</u>	<u>\$ 49,209</u>

	Self Insurance Fund			Variance with Final Budget Positive (Negative)
	Budget Amounts		Actual	
	Original	Final		
Total revenues and other sources	\$ 3,999,653	\$ 2,702,381	\$ 2,702,495	\$ 114
Total expenditures and other uses	5,500,831	3,400,831	3,071,701	329,130
Net change in fund balance	(1,501,178)	(698,450)	(369,206)	329,244
Prior year encumbrances	271,172	271,172	271,172	-
Fund balances, beginning of year	3,036,052	3,036,052	3,036,052	-
Fund balances, end of year	<u>\$ 1,806,046</u>	<u>\$ 2,608,774</u>	<u>\$ 2,938,018</u>	<u>\$ 329,244</u>

This page intentionally left blank.

STATISTICAL SECTION



Back of divider page.

STATISTICAL SECTION

This part of the Avon Lake City School District's comprehensive annual financial report presents detailed information as a context for understanding what the information in the financial statements, note disclosures and required supplementary information says about the District's overall financial health.

Contents	Page
Financial Trends	S 2
These schedules contain trend information to help the reader understand how the District's financial performance and well-being have changed over time.	
Revenue Capacity	S 12
These schedules contain information to help the reader assess the affordability of the District's most significant local revenue source, the property tax.	
Debt Capacity	S 27
These schedules present information to help the reader assess the affordability of the District's current levels of outstanding debt and the District's ability to issue additional debt in the future.	
Demographic and Economic Information	S 32
These schedules offer demographic and economic indicators to help the reader understand the environment within which the District's financial activities take place.	
Operating Information	S 34
These schedules contain service data to help the reader understand how the information in the District's financial report relates to the services the District provides and the activities it performs.	

Sources: Unless otherwise noted, the information in these schedules is derived from the comprehensive annual financial reports for the relevant year.

AVON LAKE CITY SCHOOL DISTRICT
NET POSITION BY COMPONENT
LAST TEN FISCAL YEARS
(ACCRUAL BASIS OF ACCOUNTING)

	2013	2012	2011	2010
Governmental activities				
Net investment in capital assets	\$ 8,694,493	\$ 8,871,320	\$ 12,743,280	\$ 11,156,547
Restricted	6,424,518	5,964,568	4,720,978	4,999,853
Unrestricted	4,095,943	5,494,757	5,324,122	9,744,093
Total primary government net position	<u>\$ 19,214,954</u>	<u>\$ 20,330,645</u>	<u>\$ 22,788,380</u>	<u>\$ 25,900,493</u>

Note:

Year 2012 has been restated to reflect the effects of a prior period adjustment recorded in 2013.

Years 2011 and 2010 have been restated to reflect the effects of a prior period adjustment recorded in 2012.

2009	2008	2007	2006	2005	2004
\$ 10,893,237	\$ 9,766,753	\$ 12,683,960	\$ 13,050,247	\$ 13,551,954	\$ 12,403,818
4,855,418	5,505,639	5,998,643	6,018,615	5,115,807	4,677,199
11,777,501	10,858,024	4,867,661	(1,432,914)	(562,847)	(639,465)
<u>\$ 27,526,156</u>	<u>\$ 26,130,416</u>	<u>\$ 23,550,264</u>	<u>\$ 17,635,948</u>	<u>\$ 18,104,914</u>	<u>\$ 16,441,552</u>

AVON LAKE CITY SCHOOL DISTRICT
EXPENSES, PROGRAM REVENUES AND NET (EXPENSES) REVENUE
LAST TEN FISCAL YEARS
(ACCRUAL BASIS OF ACCOUNTING)

	2013	2012	2011	2010
Expenses				
Governmental activities:				
Instruction				
Regular	\$ 21,373,667	\$ 19,371,019	\$ 21,087,414	\$ 19,551,234
Special	3,014,516	2,727,407	2,982,052	3,061,161
Vocational	106,982	65,886	217,831	213,572
Adult/continuing	12,586	17,130	24,489	19,879
Other instruction	1,371,889	1,544,720	1,430,175	1,147,296
Supporting services				
Pupil	4,243,694	3,685,135	3,771,628	3,304,479
Instructional staff	968,197	895,534	975,585	974,710
Board of education	16,134	21,129	19,913	32,737
Administration	3,195,086	3,516,540	3,408,972	3,492,495
Fiscal services	1,068,458	1,111,341	1,130,131	1,135,733
Business	153,061	144,746	146,305	417,440
Operation and maintenance	4,187,039	7,165,255	7,717,754	6,781,144
Pupil transportation	1,802,544	1,362,748	1,724,226	1,530,111
Central services	320,972	217,284	160,103	158,131
Operation of non-instructional services				
Food service operation	1,356,079	1,377,802	1,305,908	1,246,386
Community services	279,348	259,851	283,718	219,142
Extracurricular activities	1,335,805	1,297,017	1,318,728	1,212,842
Interest	3,015,472	3,036,866	3,394,925	2,220,063
Total primary government expenses	47,821,529	47,817,410	51,099,857	46,718,555
Program revenues				
Governmental activities:				
Charges for services and sales				
Instruction	614,733	507,683	614,720	797,192
Supporting services	68,539	50,507	64,416	16,155
Food service	1,069,630	1,106,780	1,065,511	1,053,176
Extracurricular activities	416,515	480,230	494,972	380,392
Operating grants, interest and contributions	1,604,613	1,815,456	1,748,392	1,743,573
Capital grants and contributions	-	-	-	-
Total primary government program revenues	3,774,030	3,960,656	3,988,011	3,990,488
Net (expense) revenue				
Total primary government net expense	\$ (44,047,499)	\$ (43,856,754)	\$ (47,111,846)	\$ (42,728,067)

Note:

Year 2012 has been restated to reflect the effects of a prior period adjustment recorded in 2013.

Years 2011 and 2010 have been restated to reflect the effects of a prior period adjustment recorded in 2012.

2009	2008	2007	2006	2005	2004
\$ 18,279,003	\$ 17,922,399	\$ 16,867,890	\$ 17,283,670	\$ 17,067,490	\$ 17,041,281
2,818,062	2,436,905	2,268,431	2,074,881	2,057,130	1,726,273
204,700	224,077	194,969	187,079	252,331	226,332
18,913	12,723	16,538	13,409	36,793	32,974
1,000,656	873,473	754,362	718,927	649,596	-
3,318,731	2,823,282	2,670,535	3,279,597	2,530,881	2,235,500
922,353	761,803	690,660	495,175	873,051	1,583,121
20,568	22,687	19,802	17,999	18,202	12,284
3,334,181	2,961,136	2,785,367	2,900,181	3,090,189	3,032,320
997,105	1,004,099	1,090,308	949,135	922,519	875,443
114,110	152,539	114,811	87,500	86,459	72,063
4,926,928	4,891,117	4,073,937	4,667,818	4,582,836	3,716,052
1,500,578	1,507,204	1,292,500	1,210,650	1,318,645	1,157,158
190,642	280,156	160,111	62,203	12,498	11,129
1,161,495	1,088,114	1,002,790	802,400	829,674	694,053
261,704	340,766	272,981	219,150	334,781	288,654
1,195,904	1,186,993	1,020,672	1,046,500	1,243,236	1,098,085
2,241,575	2,219,378	2,251,030	2,285,814	2,427,174	2,727,315
<u>42,507,208</u>	<u>40,708,851</u>	<u>37,547,694</u>	<u>38,302,088</u>	<u>38,333,485</u>	<u>36,530,037</u>
552,773	390,215	427,914	412,502	378,491	316,206
34,303	37,203	33,162	26,135	40,630	68,667
946,830	866,132	737,172	619,103	586,662	531,639
324,217	497,279	476,264	340,212	448,435	454,198
1,353,955	1,341,274	1,300,348	1,033,158	1,010,702	1,327,736
-	-	-	-	-	13,585
<u>3,212,078</u>	<u>3,132,103</u>	<u>2,974,860</u>	<u>2,431,110</u>	<u>2,464,920</u>	<u>2,712,031</u>
<u>\$ (39,295,130)</u>	<u>\$ (37,576,748)</u>	<u>\$ (34,572,834)</u>	<u>\$ (35,870,978)</u>	<u>\$ (35,868,565)</u>	<u>\$ (33,818,006)</u>

AVON LAKE CITY SCHOOL DISTRICT
GENERAL REVENUES AND TOTAL CHANGE IN NET POSITION
LAST TEN FISCAL YEARS
(ACCRUAL BASIS OF ACCOUNTING)

	<u>2013</u>	<u>2012</u>	<u>2011</u>	<u>2010</u>
Net (expense) revenue				
Total primary government net expense	<u>\$ (44,047,499)</u>	<u>\$ (43,856,754)</u>	<u>\$ (47,111,846)</u>	<u>\$ (42,728,067)</u>
General revenues and other changes in net assets				
Governmental activities:				
Property taxes levied for:				
General purposes	27,718,418	25,420,556	26,250,202	25,322,233
Debt service	4,682,640	4,058,496	4,289,589	3,484,747
Capital improvemetns	627,991	571,993	588,220	570,598
Grants and entitlements				
not restricted to specific purposes	9,341,447	10,707,023	11,894,621	11,093,394
Investment earnings	55,891	94,718	180,345	305,142
Miscellaneous	505,421	563,411	796,756	326,290
Total primary government	<u>42,931,808</u>	<u>41,416,197</u>	<u>43,999,733</u>	<u>41,102,404</u>
Change in net position				
Total primary government	<u>\$ (1,115,691)</u>	<u>\$ (2,440,557)</u>	<u>\$ (3,112,113)</u>	<u>\$ (1,625,663)</u>

Note:

Year 2012 has been restated to reflect the effects of a prior period adjustment recorded in 2013.

Years 2011 and 2010 have been restated to reflect the effects of a prior period adjustment recorded in 2012.

2009	2008	2007	2006	2005	2004
<u>\$ (39,295,130)</u>	<u>\$ (37,576,748)</u>	<u>\$ (34,572,834)</u>	<u>\$ (35,870,978)</u>	<u>\$ (35,868,565)</u>	<u>\$ (33,818,006)</u>
25,550,920	25,621,127	27,006,784	23,165,725	24,308,114	22,600,586
2,876,031	2,816,421	3,215,144	3,532,839	3,900,350	3,179,264
584,393	591,528	661,413	664,825	700,018	641,184
10,613,902	9,621,349	8,289,402	7,096,997	6,973,114	6,114,769
701,154	991,730	893,618	602,965	331,950	120,589
364,470	514,745	420,789	338,661	271,569	538,981
<u>40,690,870</u>	<u>40,156,900</u>	<u>40,487,150</u>	<u>35,402,012</u>	<u>36,485,115</u>	<u>33,195,373</u>
<u>\$ 1,395,740</u>	<u>\$ 2,580,152</u>	<u>\$ 5,914,316</u>	<u>\$ (468,966)</u>	<u>\$ 616,550</u>	<u>\$ (622,633)</u>

AVON LAKE CITY SCHOOL DISTRICT
 FUND BALANCES – GOVERNMENTAL FUNDS
 LAST FOUR FISCAL YEARS
 (MODIFIED ACCRUAL BASIS OF ACCOUNTING)

	2013	2012	2011	2010
General Fund				
Nonspendable	\$ 47,316	\$ 45,491	\$ 35,732	\$ 32,990
Committed	113,990	113,990	113,990	113,990
Assigned	665,041	2,359,708	1,762,398	190,855
Unassigned	3,953,162	6,738,578	10,644,654	14,004,294
Total General Fund	<u>\$ 4,779,509</u>	<u>\$ 9,257,767</u>	<u>\$ 12,556,774</u>	<u>\$ 14,342,129</u>
All other governmental funds				
Nonspendable	\$ 14,359	\$ 15,520	\$ 11,702	\$ 12,286
Restricted	5,904,638	5,775,418	6,850,257	16,541,940
Unassigned	(363,414)	(123,968)	(50,134)	-
Total all other governmental funds	<u>\$ 5,555,583</u>	<u>\$ 5,666,970</u>	<u>\$ 6,811,825</u>	<u>\$ 16,554,226</u>

The District implemented GASB Statement No. 54 in 2011.

This page intentionally left blank.

AVON LAKE CITY SCHOOL DISTRICT
 FUND BALANCES – GOVERNMENTAL FUNDS
 LAST SIX FISCAL YEARS
 (MODIFIED ACCRUAL BASIS OF ACCOUNTING)

	<u>2009</u>	<u>2008</u>	<u>2007</u>	<u>2006</u>
General Fund				
Reserved	\$ 3,346,802	\$ 3,946,887	\$ 6,638,795	\$ 5,815,564
Unreserved	10,818,347	8,013,360	2,938,192	(957,142)
Total General Fund	<u>\$ 14,165,149</u>	<u>\$ 11,960,247</u>	<u>\$ 9,576,987</u>	<u>\$ 4,858,422</u>
All other governmental funds				
Reserved	\$ 530,529	\$ 1,049,532	\$ 1,155,863	\$ 1,596,764
Unreserved, reported in				
Special Revenue Funds	456,708	399,154	517,234	606,911
Debt Service Funds	3,528,921	3,510,634	3,378,684	2,852,044
Capital Projects Funds	366,052	563,974	979,842	898,290
Total all other governmental funds	<u>\$ 4,882,210</u>	<u>\$ 5,523,294</u>	<u>\$ 6,031,623</u>	<u>\$ 5,954,009</u>

The District implemented GASB Statement No. 54 in 2011.

<u>2005</u>	<u>2004</u>
\$ 4,687,670	\$ 2,877,394
1,099,541	2,780,039
<u>\$ 5,787,211</u>	<u>\$ 5,657,433</u>

\$ 1,573,675	\$ 629,297
444,599	459,923
2,191,254	1,879,686
787,624	1,363,806
<u>\$ 4,997,152</u>	<u>\$ 4,332,712</u>

AVON LAKE CITY SCHOOL DISTRICT
GENERAL GOVERNMENTAL REVENUES BY SOURCE
LAST TEN FISCAL YEARS
(MODIFIED ACCRUAL BASIS OF ACCOUNTING)

	<u>2013</u>	<u>2012</u>	<u>2011</u>	<u>2010</u>	<u>2009</u>
Taxes	\$ 30,618,749	\$ 29,737,745	\$ 30,522,111	\$ 29,380,946	\$ 28,993,866
Tuition and fees	683,272	558,190	561,156	813,347	637,145
Interest	49,359	87,668	183,515	314,202	624,928
Intergovernmental	10,946,060	12,522,479	13,643,013	12,836,967	11,967,857
Extracurricular	416,515	480,230	612,952	380,392	324,217
Charges for services	1,069,630	1,106,780	1,065,511	1,053,176	946,830
Rental	-	107,967	-	-	-
Other	<u>528,239</u>	<u>455,819</u>	<u>497,609</u>	<u>366,952</u>	<u>313,843</u>
Total	<u>\$ 44,311,824</u>	<u>\$ 45,056,878</u>	<u>\$ 47,085,867</u>	<u>\$ 45,145,982</u>	<u>\$ 43,808,686</u>

Source: School District Financial Records, All Governmental Fund Types.

<u>2008</u>	<u>2007</u>	<u>2006</u>	<u>2005</u>	<u>2004</u>
\$ 28,945,490	\$ 30,878,851	\$ 27,353,596	\$ 28,925,023	\$ 26,350,410
392,331	429,498	413,904	396,737	315,929
964,222	696,609	496,026	327,617	114,933
10,962,623	9,589,750	8,130,155	7,994,271	7,304,436
532,721	508,682	370,501	446,956	503,878
866,132	737,172	619,103	586,662	550,903
-	-	-	-	-
<u>519,105</u>	<u>405,813</u>	<u>333,105</u>	<u>291,547</u>	<u>667,027</u>
<u>\$ 43,182,624</u>	<u>\$ 43,246,375</u>	<u>\$ 37,716,390</u>	<u>\$ 38,968,813</u>	<u>\$ 35,807,516</u>

AVON LAKE CITY SCHOOL DISTRICT
GOVERNMENTAL FUNDS EXPENDITURES AND DEBT SERVICE RATIO
LAST TEN FISCAL YEARS
(MODIFIED ACCRUAL BASIS OF ACCOUNTING)

	2013	2012	2011	2010	2009
Expenditures					
Current					
Instruction					
Regular	\$ 19,616,034	\$ 19,398,187	\$ 18,704,165	\$ 17,796,812	\$ 17,382,770
Special	3,006,578	2,769,506	2,938,897	2,960,127	2,690,806
Vocational	102,771	104,068	211,155	210,124	177,680
Adult/continuing	12,586	17,130	24,489	19,879	18,913
Other instruction	1,365,666	1,540,655	1,424,724	1,140,459	999,671
Supporting services					
Pupil	4,181,604	3,600,350	3,772,336	3,228,080	3,204,774
Instructional staff	959,047	881,209	977,290	956,756	894,123
Board of education	16,134	21,129	19,913	32,737	20,568
Administration	3,040,381	3,139,182	3,039,568	3,340,083	3,052,822
Fiscal services	1,059,950	1,132,733	1,122,087	1,125,868	986,045
Business	145,900	137,857	140,589	117,271	109,264
Operation and maintenance	4,421,660	4,505,781	4,905,476	4,980,130	4,695,334
Pupil transportation	1,891,030	1,563,521	1,576,223	1,641,022	1,439,131
Central services	320,972	217,284	160,103	158,131	190,642
Operation of non-instructional services					
Food service operation	1,311,263	1,318,768	1,264,265	1,198,927	1,122,933
Community services	259,618	252,561	272,656	214,944	260,846
Extracurricular activities	1,306,724	1,301,928	1,492,792	1,184,128	1,131,542
Capital outlay	1,039,794	2,833,760	14,427,006	3,857,450	283,812
Debt service					
Principal	2,318,449	2,817,336	18,184,699	2,532,353	2,356,701
Interest	2,525,308	2,366,009	2,738,143	1,630,373	1,678,758
Total expenditures	<u>\$ 48,901,469</u>	<u>\$ 49,918,954</u>	<u>\$ 77,396,576</u>	<u>\$ 48,325,654</u>	<u>\$ 42,697,135</u>
Debt service as a percentage of noncapital expenditures	<u>10.31%</u>	<u>11.34%</u>	<u>32.28%</u>	<u>9.10%</u>	<u>9.91%</u>

Source :School District Financial Records, All Governmental Fund Types.

Year 2012 has been restated to reflect the effects of a prior period adjustment recorded in 2013.

Years 2011 and 2010 have been restated to reflect the effects of a prior period adjustment recorded in 2012.

2008	2007	2006	2005	2004
\$ 16,937,907	\$ 15,986,540	\$ 15,389,028	\$ 15,174,910	\$ 14,917,287
2,465,979	2,248,108	2,042,418	2,035,391	1,712,208
225,510	191,448	182,050	247,656	220,233
12,723	17,641	13,449	37,489	32,829
873,680	752,655	718,927	649,596	-
2,822,913	2,719,829	3,276,384	2,654,253	2,021,379
813,483	775,914	693,314	904,103	1,625,559
22,687	19,802	17,999	18,249	12,386
2,825,802	2,764,553	2,690,840	2,975,064	2,989,248
1,006,220	1,110,120	952,909	900,934	887,229
152,428	119,427	85,006	83,903	74,498
4,246,416	4,062,031	4,180,675	4,112,400	3,783,645
1,566,804	1,334,046	1,169,507	1,281,848	1,162,022
280,156	160,111	62,203	12,498	11,129
1,045,573	978,364	764,245	761,281	726,173
340,386	290,382	206,188	331,941	288,491
1,136,892	972,308	991,341	1,176,253	1,081,643
459,960	249,233	240,474	333,521	2,143,711
2,360,022	2,220,806	2,226,686	2,173,153	2,011,312
1,712,152	1,795,160	1,784,679	2,722,220	2,509,149
<u>\$ 41,307,693</u>	<u>\$ 38,768,478</u>	<u>\$ 37,688,322</u>	<u>\$ 38,586,663</u>	<u>\$ 38,210,131</u>
<u>10.01%</u>	<u>10.42%</u>	<u>10.86%</u>	<u>13.59%</u>	<u>15.42%</u>

AVON LAKE CITY SCHOOL DISTRICT
OTHER FINANCING SOURCES AND USES AND NET CHANGE IN FUND BALANCES – GOVERNMENTAL FUNDS
LAST TEN FISCAL YEARS
(MODIFIED ACCRUAL BASIS OF ACCOUNTING)

	2013	2012	2011	2010	2009
Excess of revenues over (under) expenditures	\$ (4,589,645)	\$ (4,862,076)	\$ (30,310,709)	\$ (3,179,672)	\$ 1,111,551
Other financing sources (uses)					
Proceeds of refunding bonds	-	-	-	-	-
Transfers-in	-	224,620	223,545	221,850	224,604
Loan issuance	-	-	-	-	-
Note issuance	-	-	-	15,000,000	-
Bond issuance	-	-	18,495,866	-	-
Premium on debt issuance	-	-	287,087	-	-
Capital lease proceeds	-	418,214	-	28,668	452,267
Transfers-out	-	(224,620)	(223,545)	(221,850)	(224,604)
Payment to bond escrow agent	-	-	-	-	-
Total other financing sources (uses)	-	418,214	18,782,953	15,028,668	452,267
Net change in fund balances	\$ (4,589,645)	\$ (4,443,862)	\$ (11,527,756)	\$ 11,848,996	\$ 1,563,818

Source: School District Financial Records, All Governmental Fund Types.

Year 2012 has been restated to reflect the effects of a prior period adjustment recorded in 2013.

Years 2011 and 2010 have been restated to reflect the effects of a prior period adjustment recorded in 2012.

2008	2007	2006	2005	2004
\$ 1,874,931	\$ 4,477,897	\$ 28,068	\$ 382,150	\$ (2,402,615)
-	-	-	40,569,842	-
330,858	361,451	360,568	389,564	355,825
-	-	-	-	-
-	-	-	-	-
-	-	-	-	-
-	318,282	-	-	1,076,745
(330,858)	(361,451)	(360,568)	(389,564)	(355,825)
-	-	-	(40,157,774)	-
-	318,282	-	412,068	1,076,745
\$ 1,874,931	\$ 4,796,179	\$ 28,068	\$ 794,218	\$ (1,325,870)

AVON LAKE CITY SCHOOL DISTRICT
 ASSESSED AND ESTIMATED ACTUAL VALUE OF TAXABLE PROPERTY
 LAST TEN FISCAL YEARS

Year	Agriculture, Residential and Other Real Property		Public Utility Property		Tangible Personal Property	
	Assessed Value	Estimated Actual Value (1)	Assessed Value	Estimated Actual Value (2)	Assessed Value	Estimated Actual Value (3)
2013	\$ 729,211,340	\$ 2,083,460,971	\$ 56,087,710	\$ 63,736,034	\$ - (4)	\$ -
2012	774,133,040	2,211,808,686	55,420,640	62,978,000	- (4)	-
2011	768,801,730	2,196,576,371	57,136,730	64,928,102	- (4)	-
2010	760,700,870	2,173,431,057	56,540,920	64,251,045	348,889 (4)	1,395,556
2009	784,317,250	2,240,906,429	78,262,550	88,934,716	357,129 (4)	1,428,516
2008	764,003,830	2,182,868,086	80,644,620	91,641,614	16,228,352 (4)	259,653,632
2007	732,930,700	2,094,087,714	82,074,850	93,266,875	32,948,472 (4)	263,587,776
2006	639,000,320	1,825,715,200	89,484,090	101,686,466	52,701,113 (4)	210,804,452
2005	608,828,450	1,739,509,857	94,787,120	107,712,636	71,691,440	311,701,913
2004	577,484,470	1,649,955,629	89,826,130	102,075,148	76,118,840	330,951,478

Source: Lorain County Auditor - Data is presented on a calendar year basis because that is the manner in which the information is maintained by the County Auditor.

- (1) This amount is calculated based upon an assessed value of 35 percent of actual value.
- (2) This amount is calculated based upon the current assessed value of 88 percent of actual value.
- (3) The amount in calculated based on an assessed value of 25 percent of actual value.
- (4) Decrease is due to effect of State legislation enacted in June 2005 which phased out over four years, from 2006 to 2009, the taxation of personal property. Tangible personal property value beginning in 2009 consisted of telephone communications tangible value, for which 2010 was the final collection year.
- (5) Total assessed rate is per \$ 1,000 assessed valuation.

Assessed Value	Total Estimated Actual Value	Total Assessed Rate (5)
\$ 785,299,050	\$ 2,147,197,005	67.23
829,553,680	2,274,786,686	65.57
825,938,460	2,261,504,473	65.89
817,590,679	2,239,077,658	66.03
862,936,929	2,331,269,661	68.62
860,876,802	2,534,163,332	60.26
847,954,022	2,450,942,365	64.51
781,185,523	2,138,206,118	60.36
775,307,010	2,158,924,406	60.69
743,429,440	2,082,982,255	61.14

AVON LAKE CITY SCHOOL DISTRICT
PROPERTY TAX RATES – DIRECT AND OVERLAPPING GOVERNMENTS
(PER \$ 1,000 ASSESSED VALUATION)
LAST TEN FISCAL YEARS

Year	Avon Lake City School District			Total Direct Tax Rate
	General Fund	Debt Service Fund (1)	Capital Projects Fund	
2013	59.43	6.30	1.50	67.23
2012	58.93	5.14	1.50	65.57
2011	58.96	5.43	1.50	65.89
2010	59.06	5.47	1.50	66.03
2009	58.50	3.89	1.50	63.89
2008	58.57	3.95	1.50	64.02
2007	58.71	4.16	1.50	64.37
2006	53.85	4.91	1.50	60.26
2005	53.85	4.91	1.50	60.26
2004	53.95	4.91	1.50	60.36

Source: Lorain County Auditor - Data is presented on a calendar year basis because that is the manner in which the information is maintained by the County Auditor.

(1) - Includes .76 mills for debt retirement for the Avon Lake Public Library.

Library	County Levy	JVS Levy	City Levy	Total Direct and Overlapping Governments
2.80	13.66	2.45	8.13	94.27
2.80	13.69	2.45	7.34	91.85
1.80	13.69	2.45	7.34	91.17
1.80	13.39	2.45	7.35	91.02
1.80	13.39	2.45	7.36	88.89
1.80	13.39	2.45	6.95	88.61
1.80	13.49	2.45	6.95	89.06
1.80	13.49	2.45	6.95	84.95
1.80	13.19	2.45	6.95	84.65
1.80	12.89	2.45	7.24	84.74

AVON LAKE CITY SCHOOL DISTRICT
PROPERTY TAX LEVIES AND COLLECTIONS (1)
LAST TEN YEARS

Year	Total Tax Levy	Current Tax Collections	Percent of Current Taxes Collected	Delinquent Tax Collections (2)	Total Tax Collections (3)
2013	\$ 35,554,953	\$ 33,201,145	93.38%	\$ 659,679	\$ 33,860,824
2012	35,151,187	34,962,596	99.46%	688,241	35,650,837
2011	34,849,546	32,758,150	94.00%	795,340	33,553,490
2010 (4)	Not available	Not available	Not available	Not available	Not available
2009	32,564,062	31,764,096	97.54%	843,204	32,607,300
2008	33,151,604	32,586,663	98.30%	541,056	33,127,719
2007	33,809,716	33,207,530	98.22%	2,936,395	36,143,925
2006	28,644,396	27,902,337	97.41%	413,543	28,315,880
2005	28,283,085	27,988,587	98.96%	504,570	28,493,157
2004	23,975,086	23,572,502	98.32%	277,716	23,850,218

Source: Lorain County Auditor - Data is presented on a calendar year basis because that is the manner in which the information is maintained by the County Auditor.

(1) Includes Homestead/Rollback taxes assessed locally but distributed through the State and reported as Intergovernmental Revenue.

(2) The Lorain County Auditor does not identify delinquent tax collections by levy year.

(3) The Lorain County Auditor does not identify delinquent tax collections by levy year, accordingly, total tax collections could exceed 100% of total tax levy.

(4) This data, provided by the Lorain County Auditor, is a "snapshot" in time. Due to implementation of a new computer system at the offices of the Lorain County Auditor, this data was not generated for 2010, and cannot be recreated.

(5) A principal taxpayer was delinquent in filing its personal property tax return with the Lorain County Auditor.

<u>Ratio of Total Tax Collections to Total Tax Levy (3)</u>	<u>Outstanding Delinquent Taxes</u>	<u>Ratio of Delinquent Taxes to Total Tax Levy</u>
95.24%	\$ 3,584,931	10.08%
101.42%	1,846,481	5.25%
96.28%	861,370	2.47%
Not available	Not available	Not available
100.13%	554,362	1.70%
99.93%	272,778	0.82%
106.90%	197,744	0.58%
98.85%	2,240,206 (5)	7.82%
100.74%	204,731	0.72%
99.48%	143,552	0.60%

This page intentionally left blank.

AVON LAKE CITY SCHOOL DISTRICT
 PRINCIPAL TAXPAYERS –
 REAL ESTATE TAX
 AS OF JUNE 30, 2013 AND JUNE 30, 2004

December 31, 2012

Name of Taxpayer	Assessed Value (1)	Percent of Total Assessed Value
Ford Motor Company	\$ 4,739,550	0.60%
PolyOne Corporation	4,163,470	0.53%
Health Care Reit Inc	3,756,040	0.48%
181 Somerset Realty I LLC	3,311,050	0.42%
Legacy Pointe Ltd	3,022,270	0.38%
Kopf Properties II Ltd	2,156,510	0.27%
Learwood Square Co LLC	2,103,260	0.27%
Towne Independent Living	1,892,090	0.24%
Landings Shops & Offices Ltd	1,563,560	0.20%
Pin Oak Holdings LLC	1,534,720	0.20%
	<u>\$ 28,242,520</u>	<u>3.59%</u>
 Total assessed value	 <u>\$ 785,299,050</u>	

December 31, 2003

Name of Taxpayer	Assessed Value (1)	Percent of Total Assessed Value
Orion Power Midwest LP	\$ 85,837,970	11.55%
Ford Motor Company	12,073,570	1.62%
American Transmission	4,876,050	0.66%
Geon Company	3,889,810	0.52%
AvonLake Village LLC	3,738,080	0.50%
Legacy Pointe LTD	2,325,210	0.31%
KOPF Properties LTD	2,296,720	0.31%
Learwood Square Company LLC	1,815,420	0.24%
PMD Group INC	1,785,010	0.24%
Landing Shops and Offices	1,281,320	0.17%
	<u>\$ 119,919,160</u>	<u>16.12%</u>
 Total assessed value	 <u>\$ 743,429,440</u>	

Source: Lorain County Auditor - Data is presented on a calendar year basis because that is the manner in which the information is maintained by the County Auditor.

(1) Assessed Values are for the 2012 and 2003 collection year, respectively.

AVON LAKE CITY SCHOOL DISTRICT
 PRINCIPAL TAXPAYERS –
 PUBLIC UTILITY TAX
 AS OF JUNE 30, 2013 AND JUNE 30, 2004

December 31, 2012		
Name of Taxpayer	Assessed Value (1)	Percent of Total Assessed Value
Genon Pow er Midw est	\$ 35,913,530	4.57%
Orion Pow er Midw est	18,858,560	2.40%
Cleveland Electric	11,095,660	1.41%
American Transmission	7,099,910	0.90%
Columbia Gas of Ohio LLC	2,032,820	0.26%
	\$ 75,000,480	9.54%
 Total assessed value	 \$ 785,299,050	

December 31, 2003		
Name of Taxpayer	Assessed Value (1)	Percent of Total Assessed Value
Orion Pow er Midw est LP	\$ 73,693,357	9.91%
Cleveland Electric	10,868,962	1.46%
American Transmission Systems Inc	5,263,811	0.71%
	\$ 89,826,130	12.08%
 Total assessed value	 \$ 743,429,440	

Source: Lorain County Auditor - Data is presented on a calendar year basis because that is the manner in which the information is maintained by the County Auditor.

(1) Assessed Values are for the 2011 and 2002 collection year, respectively.

AVON LAKE CITY SCHOOL DISTRICT
 COMPUTATION OF DIRECT AND OVERLAPPING GENERAL OBLIGATION DEBT
 AS OF JUNE 30, 2013

Jurisdiction	General Obligation Debt Outstanding	Total Assessed Value	Percentage Applicable to School District (1)	Amount Applicable to School District
Direct				
Avon Lake City School District	\$ 51,388,178	\$ 829,553,680	100.00%	\$ 51,388,178
Overlapping				
Lorain County (2)	32,020,000	6,644,357,120	12.49%	3,999,298
City of Avon Lake (2)	<u>14,520,336</u>	829,553,680	100.00%	<u>14,520,336</u>
Sub Total				<u>18,519,634</u>
Total	<u>\$ 97,928,514</u>			<u>\$ 69,907,812</u>

Source: Lorain County Auditor - Total Assessed Value is presented on a calendar year basis (including School District's) because that is the manner in which the information is maintained by the County Auditor.

(1) - Percentages are computed by dividing the assessed valuation of the political subdivision located within the boundaries of the School District by the total assessed valuation of the subdivision.

(2) - Debt is as of July 12, 2012

AVON LAKE CITY SCHOOL DISTRICT
 OUTSTANDING DEBT BY TYPE
 LAST TEN FISCAL YEARS

Year	General Obligation Bonded Debt (1) (3)	Notes Payable	Loans Payable	Capital Leases (4)	Total Primary Government	Percentage of Personal Income (2)	Per Capita (2)	Per ADM (2)
2013	\$ 51,136,537	\$ -	\$ -	\$ 251,641	\$ 51,388,178	5.48%	\$ 2,276	\$ 13,502
2012	52,867,070	-	-	345,090	53,212,160	5.85%	2,357	13,875
2011	54,427,867	220,000	-	148,517	54,796,384	5.95%	2,427	14,496
2010	38,090,898	15,430,000	-	378,216	53,899,114	9.19%	2,970	14,611
2009	39,639,503	630,000	-	561,902	40,831,405	6.96%	2,250	11,292
2008	41,122,890	825,000	-	226,336	42,174,226	7.19%	2,324	12,095
2007	42,669,901	1,013,730	51,069	285,289	44,019,989	7.50%	2,426	12,730
2006	44,143,314	1,188,182	104,069	221,606	45,657,171	7.78%	2,516	13,425
2005	45,473,372	1,345,701	324,019	543,292	47,686,384	8.13%	2,628	14,543
2004	46,654,726	1,500,300	534,703	925,761	49,615,490	8.46%	2,734	15,201

Source:

- (1) School District Financial Records
- (2) See Schedule S-32 for personal income, population, and ADM data.
These ratios are calculated using data for the prior calendar year.
- (3) Years 2011 and 2010 have been restated to reflect the effects of a prior period adjustment recorded in 2012.
- (4) Year 2012 has been restated to reflect the effects of a prior period adjustment in 2013.

AVON LAKE CITY SCHOOL DISTRICT
RATIOS OF GENERAL NET BONDED DEBT OUTSTANDING
LAST TEN FISCAL YEARS

Year	General Obligation Bonded Debt (1)	Debt Service Funds Available	Net Bonded Debt	Percentage of Actual Taxable Property Value (2)	Per Capita (3)
2013	\$ 51,136,537	\$ -	\$ 51,136,537	2.38%	2,264.58
2012	52,867,070	3,355,203	49,511,867	2.18%	2,192.63
2011	54,427,867	3,511,799	50,916,068	2.25%	2,254.82
2010	38,090,898	3,988,789	34,102,109	1.52%	1,879.42
2009	39,639,503	3,988,789	35,650,714	1.53%	1,964.77
2008	41,122,890	3,528,921	37,593,969	1.48%	2,071.86
2007	42,669,901	3,510,634	39,159,267	1.60%	2,158.13
2006	44,143,314	3,378,603	40,764,711	1.91%	2,246.61
2005	45,473,372	2,852,044	42,621,328	1.97%	2,348.93
2004	46,654,726	2,191,255	44,463,471	2.13%	2,450.45

Source: (1) School District Financial Records.
(2) See Schedule S-19 for assessed valuation of property.
(3) See Schedule S-32 for population data.

AVON LAKE CITY SCHOOL DISTRICT
 COMPUTATION OF LEGAL DEBT MARGIN
 LAST TEN FISCAL YEARS

	2013(1)	2012(1)	2011(1)	2010(1)	2009 (1)
Assessed Valuation	\$ 785,299,050	\$ 829,553,680	\$ 825,938,460	\$ 817,590,679	\$ 784,317,250
Debt Limit -9% of Assessed Value (2)	70,676,915	74,659,831	74,334,461	73,583,161	70,588,553
Debt applicable to limitation					
Total voted general obligation debt	49,810,207	50,545,816	51,456,509	52,951,059	35,191,070
Total unvoted general obligation debt	-	-	220,000	430,000	630,000
Less amount available in debt service funds	3,448,932	(3,355,203)	(3,511,799)	(3,988,789)	(3,528,921)
Amount of debt subject to debt limit:	53,259,139	47,190,613	48,164,710	49,392,270	32,292,149
Overall debt margin	\$ 17,417,776	\$ 27,469,218	\$ 26,169,751	\$ 24,190,891	\$ 38,296,404
Overall Limit - .10% of Assessed Value (2)	\$ 785,299	\$ 829,554	\$ 825,938	\$ 817,591	\$ 784,317
Amount of debt subject to debt limit:	-	-	-	-	-
Unvoted Debt Margin	\$ 785,299	\$ 829,554	\$ 825,938	\$ 817,591	\$ 784,317
Additional Limit for Unvoted Energy Conservation Bonds and Notes:					
Debt Limit - .9% of Assessed Value	\$ 7,067,691	\$ 7,465,983	\$ 7,433,446	\$ 7,358,316	\$ 7,058,855
Amount of debt subject to debt limit:	-	-	220,000	430,000	630,000
Additional Unvoted Debt Margin	\$ 7,067,691	\$ 7,465,983	\$ 7,213,446	\$ 6,928,316	\$ 6,428,855

Source: Lorain County Auditor and School District Financial Records.

(1) Beginning in fiscal year 2006, HB530 changed the assessed valuation utilized in the legal debt margin calculation to exclude tangible personal property as well as railroad and telephone tangible property.

(2) Ohio Bond Law established a limit of 9% for voted debt and 1/10 of 1% of unvoted debt.

<u>2008 (1)</u>	<u>2007 (1)</u>	<u>2006 (1)</u>	<u>2005</u>	<u>2004</u>
<u>\$ 764,003,830</u>	<u>\$ 732,930,700</u>	<u>\$ 639,000,320</u>	<u>\$ 775,307,010</u>	<u>\$ 743,429,440</u>
<u>68,760,345</u>	<u>65,963,763</u>	<u>57,510,029</u>	<u>69,777,631</u>	<u>66,908,650</u>
37,084,925	42,569,901	43,918,314	42,424,925	43,699,977
825,000	1,113,730	1,413,182	1,610,717	1,915,717
<u>(3,510,634)</u>	<u>(3,378,682)</u>	<u>(2,852,044)</u>	<u>(3,197,332)</u>	<u>(2,302,495)</u>
<u>34,399,291</u>	<u>40,304,949</u>	<u>42,479,452</u>	<u>40,838,310</u>	<u>43,313,199</u>
<u>\$ 34,361,054</u>	<u>\$ 25,658,814</u>	<u>\$ 15,030,577</u>	<u>\$ 28,939,321</u>	<u>\$ 23,595,451</u>
\$ 764,004	\$ 732,931	\$ 639,000	\$ 775,307	\$ 743,429
-	-	-	-	-
<u>\$ 764,004</u>	<u>\$ 732,931</u>	<u>\$ 639,000</u>	<u>\$ 775,307</u>	<u>\$ 743,429</u>
<u>\$ 6,876,034</u>	<u>\$ 6,596,376</u>	<u>\$ 5,751,003</u>	<u>\$ 6,977,763</u>	<u>\$ 6,690,865</u>
825,000	1,113,730	1,413,182	735,000	1,025,000
<u>\$ 6,051,034</u>	<u>\$ 5,482,646</u>	<u>\$ 4,337,821</u>	<u>\$ 6,242,763</u>	<u>\$ 5,665,865</u>

AVON LAKE CITY SCHOOL DISTRICT
 DEMOGRAPHIC AND ECONOMIC STATISTICS
 LAST TEN FISCAL YEARS

Calendar Year	Population	Per Capita Income	Personal Income	Average Daily Student Enrollment (3)	Unemployment Rate (4)		
					Lorain County	Ohio	U.S.
2013	22,581 (1)	\$ 41,559	\$ 938,443,779	3,086	8.3%	7.3%	7.6%
2012	22,581 (1)	40,269	909,314,289	3,835	8.3%	7.7%	8.2%
2011	22,581 (1)	40,790	921,078,990	3,780	8.2%	9.2%	9.2%
2010	18,145 (2)	32,336	586,736,720	3,689	9.8%	10.4%	9.5%
2009	18,145 (2)	32,336	586,736,720	3,616	11.5%	11.2%	9.5%
2008	18,145 (2)	32,336	586,736,720	3,487	7.8%	6.6%	5.5%
2007	18,145 (2)	32,336	586,736,720	3,458	6.6%	6.1%	4.5%
2006	18,145 (2)	32,336	586,736,720	3,401	5.4%	5.1%	4.6%
2005	18,145 (2)	32,336	586,736,720	3,279	6.5%	6.2%	5.7%
2004	18,145 (2)	32,336	586,736,720	3,264	6.2%	6.4%	5.6%

Source:

(1) Based on the 2010 Census.

(2) Based on the 2000 Census.

(3) Average Daily Student Enrollment is compiled as of the first week in October reported to the Ohio Department of Education for the fiscal year.

(4) Bureau of Labor Statistics for June, 2011.

AVON LAKE CITY SCHOOL DISTRICT
 PRINCIPAL EMPLOYERS
 AS OF DECEMBER 31, 2012 AND 2005

December 2012

Employer	Nature of Activity or Business	Approximate Number of Employees (1)	Percentage To Total Employment (2)	Rank
Ford Motor Company	Van and sport utility vehicle assembly	2,147	Not available	1
Avon Lake City Schools	Public education	802	Not available	2
Polyone Corporation	Distributor of thermoplastics, compounds & resins	647	Not available	3
City of Avon Lake	Government	379	Not available	4
Lubrizol Advanced Materials, Inc.	Manufactures polymers & specialties chemicals	216	Not available	5
Grace Management Services, Inc.	Retirement village	190	Not available	6
Riser Foods Company	Grocery store	189	Not available	7
Thogus Products Co.	Provider of plastic injection molding services	161	Not available	8
Genon Energy Services, LLC	Electric power plant	150	Not available	9
Western/Scott Fetzer Co.	Gas control technology	128	Not available	10

December 2005 (3)

Employer	Nature of Activity or Business	Approximate Number of Employees (1)	Percentage To Total Employment (2)	Rank
Ford Motor Company	Van and sport utility vehicle assembly	2,693	Not available	1
PolyOne Corporation	Distributor of thermoplastics, compounds & resins	600	Not available	2
Avon Lake City School District	Public education	382	Not available	3
Cleveland Electric	Electric power distribution service	315	Not available	4
Noveon, Inc	Manufactures polymers & specialties chemicals	250	Not available	5
The City of Avon Lake	Governmental	153	Not available	6
Giant Eagle/Riser Foods Company	Grocery store	150	Not available	7
Kopf Construction Corp	Commercial / residential contractor	125	Not available	8
Sunrise Medical HHG, Inc	Manufactures customized wheelchair	120	Not available	9
TNT Logistics North America	Freight forwarding & automobile carrier services	100	Not available	10

Sources: The City of Avon Lake in cooperation with the Regional Income Tax Agency and School District Records.

(1) Number of employees is based on forms W-2 filed with the Regional Income Tax Agency and include seasonal and part-time employees.

(2) Data to compute the percentage of total employment that each listed employer represents is not available.

(3) Information prior to 2005 is not available

AVON LAKE CITY SCHOOL DISTRICT
 FULL-TIME EQUIVALENT DISTRICT EMPLOYEES BY TYPE
 LAST NINE FISCAL YEARS

	<u>2013 (1)</u>	<u>2012 (1)</u>	<u>2011</u>	<u>2010</u>	<u>2009</u>
Professional Staff					
Teaching Staff:					
Elementary K-6	107.30	106.90	110.40	113.65	113.20
Middle	37.19	36.00	38.59	39.58	38.50
High	65.24	67.00	69.11	76.72	76.46
Multiple Buildings	11.64	10.42	-	-	-
Tutors	9.88	6.89	7.64	11.65	13.15
Administrators					
District/Building	14.00	14.00	14.00	15.00	14.00
Auxiliary Positions					
Psychologist	1.00	1.00	1.00	2.00	2.00
Nurse	4.00	4.00	4.00	2.52	1.89
Speech & Language Therapist	3.41	3.32	3.32	3.32	3.23
Physical Therapist	1.00	1.00	1.00	1.00	1.00
Occupational Therapist/Assistant	2.00	2.00	2.00	2.00	2.00
Support Staff					
Counseling	8.31	8.31	9.31	10.31	10.28
Computer Tech	3.00	3.00	3.00	3.00	2.00
Printer	1.00	1.00	1.00	1.00	1.00
Librarian/Media	2.91	2.91	2.80	3.69	3.78
Library Aide	5.75	5.00	6.00	5.25	4.50
Clerical	28.48	28.59	27.59	35.52	26.53
Teaching Aide	43.80	44.30	49.83	35.85	34.76
General Maintenance	6.00	6.00	6.00	6.00	6.00
Mechanic	2.00	2.00	2.00	2.00	2.00
Transportation Supervisor	1.00	1.00	1.00	2.00	1.00
Bus Drivers	23.90	20.75	22.44	17.62	21.60
Custodial	29.88	29.37	32.99	30.50	28.00
Food Service	17.91	17.13	18.44	17.73	16.47
Security	1.62	1.12	1.12	3.78	2.99
Attendants & Monitors	22.71	21.05	21.23	20.50	19.99
Total	<u>454.93</u>	<u>444.06</u>	<u>455.81</u>	<u>462.19</u>	<u>446.33</u>

Source: School District records.

(1) Reporting methodology changed due to new software integration in Fiscal Year 2012

<u>2008</u>	<u>2007</u>	<u>2006</u>	<u>2005</u>
110.00	100.76	102.62	98.12
39.00	37.12	37.00	40.00
70.50	66.00	66.50	73.00
-	-	-	-
19.41	14.15	14.16	10.77
15.00	15.00	15.00	20.00
1.00	1.00	1.00	1.00
1.64	1.26	1.63	1.26
3.23	2.43	2.43	2.43
1.00	1.00	1.00	0.00
2.00	2.00	1.00	0.75
9.10	9.10	9.00	9.00
3.00	3.00	2.00	2.00
1.00	1.00	1.00	1.00
3.00	2.00	3.00	6.00
4.50	4.50	4.75	5.25
24.78	24.28	27.96	27.34
26.26	23.07	24.51	22.87
6.00	6.00	8.00	6.00
2.00	2.00	2.00	2.00
1.00	1.00	1.00	1.00
23.03	20.60	29.81	24.11
28.00	28.00	28.00	30.00
15.84	15.46	22.18	14.88
3.32	2.33	1.50	1.00
<u>24.03</u>	<u>25.44</u>	<u>35.50</u>	<u>26.01</u>
<u>437.64</u>	<u>408.50</u>	<u>442.55</u>	<u>425.79</u>

AVON LAKE CITY SCHOOL DISTRICT
OPERATING STATISTICS
LAST TEN FISCAL YEARS

Year	Average Daily Student Enrollment (1)	General Fund Expenditures	Cost Per Pupil (1) (2)	Percent Change	Teaching Staff	Pupil Teacher Ratio	Percentage of Students Receiving Free or Reduced-Price Meals
2013	3,806	\$ 38,940,060	n/a	n/a	232	16.41	5.49%
2012	3,835	38,625,770	10,858	-0.42%	239	15.56	5.45%
2011	3,780	38,748,151	10,904	3.22%	232	16.29	5.22%
2010	3,689	36,689,971	10,564	2.23%	230	16.04	5.26%
2009	3,458	34,810,283	10,334	2.86%	229	15.10	6.02%
2008	3,401	33,446,761	10,047	4.08%	230	14.79	6.84%
2007	3,279	31,526,703	9,653	0.86%	230	14.26	11.00%
2006	3,264	31,244,700	9,571	-2.33%	222	14.70	7.70%
2005	3,261	30,945,649	9,799	4.29%	224	14.56	7.40%
2004	3,152	30,504,120	9,396	#DIV/0!	231	13.65	9.10%

Source: School District Financial Records.

(1) Ohio Department of Education
EFM - Expenditure per Pupil Report

(2) Cost per pupil for 2012 was not available as of the date of this report, as the Ohio Department of Education postponed the release of the information needed.

AVON LAKE CITY SCHOOL DISTRICT
TEACHER BASE SALARIES
LAST TEN FISCAL YEARS

Year		Minimum Salary (a)	Maximum Salary (a)	Avon Lake Average Salary (b)
2013	(e)	\$ 36,779	\$ 81,282	\$ 64,756
2012	(d)	36,779	81,282	62,969
2011	(c)	36,779	81,282	62,969
2010		36,779	81,282	61,599
2009		35,879	79,293	59,822
2008		34,318	74,985	57,721
2007		33,318	72,800	55,908
2006		32,988	72,079	55,782
2005		31,950	69,811	53,245
2004		30,989	67,711	51,385

Sources:

(a) District salary schedules

(b) Ohio Department of Education

(c) Various wage and/or step increases were frozen

(d) Various wage and/or step increases were frozen

(e) Various wage and/or step increases were frozen

AVON LAKE CITY SCHOOL DISTRICT
TEACHER EDUCATION AND EXPERIENCE
JUNE 30, 2013

Degree	Number of Teachers	Percentage of Total
Bachelor's Degree	13	5.6%
Bachelor + 10	8	3.4%
Bachelor + 20	12	5.2%
Master's Degree	77	33.2%
Master's + 10	42	18.1%
Master's + 20	33	14.2%
Master's + 30	34	14.7%
Master's + 45	13	5.6%
	232	100.0%

Experience	Number of Teachers	Percentage of Total
0 - 5	28	12.1%
6-10	65	28.0%
11 and over	139	59.9%
	232	100.0%

Source: School District records.

AVON LAKE CITY SCHOOL DISTRICT

AVERAGE ACT SCORES

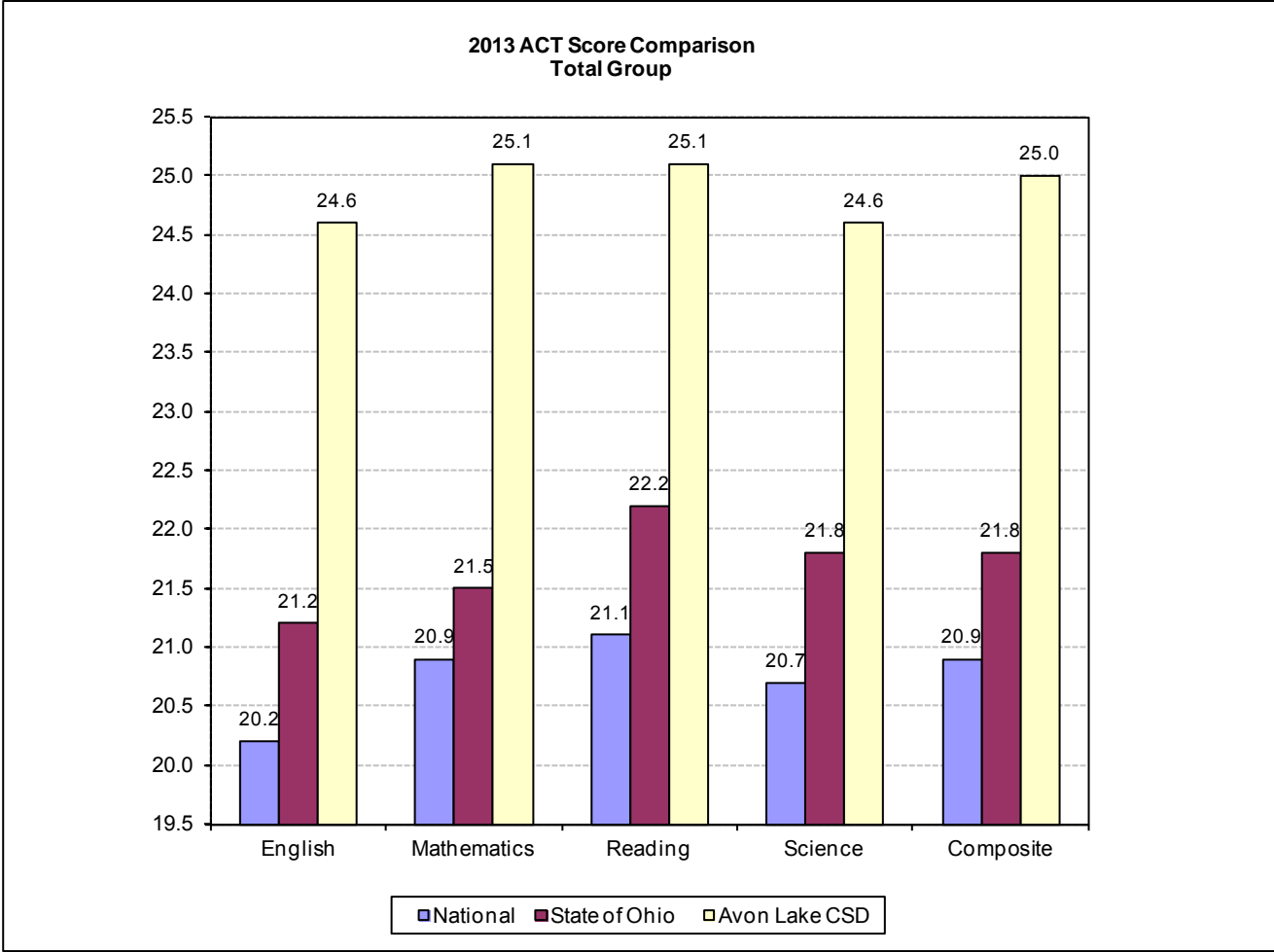
LAST TEN FISCAL YEARS

English:	Avon Lake	State of Ohio	National	Science:	Avon Lake	State of Ohio	National
2012 - 2013	25.0	21.2	20.2	2012 - 2013	24.6	21.8	20.7
2011 - 2012	22.9	21.1	20.5	2011 - 2012	23.9	21.8	20.9
2010 - 2011	23.3	21.1	20.6	2010 - 2011	23.9	21.8	20.9
2009 - 2010	23.9	21.2	20.5	2009 - 2010	24.3	21.8	20.9
2008 - 2009	23.5	21.1	20.6	2008 - 2009	23.9	21.7	20.9
2007 - 2008	22.8	21.1	20.6	2007 - 2008	23.1	21.7	20.8
2006 - 2007	23.0	21.0	20.7	2006 - 2007	23.1	21.6	21.0
2005 - 2006	22.2	20.8	20.6	2005 - 2006	23.0	21.5	20.9
2004 - 2005	22.7	20.7	20.4	2004 - 2005	23.4	21.5	20.9
2003 - 2004	21.9	20.7	20.4	2003 - 2004	22.8	21.5	20.9
2002 - 2003	21.8	20.6	20.3	2002 - 2003	22.5	21.4	20.8

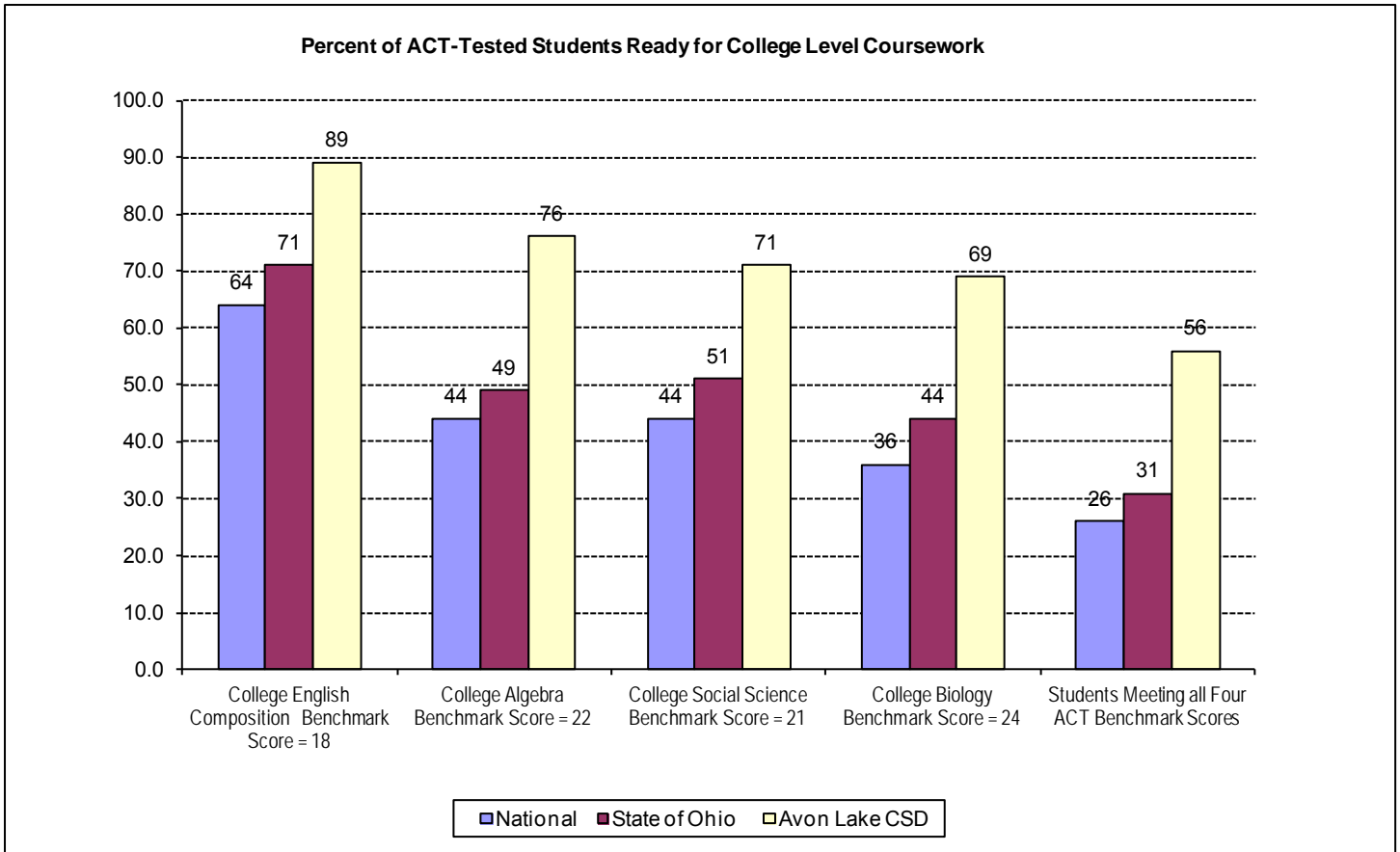
Math:	Avon Lake	State of Ohio	National	Composite:	Avon Lake	State of Ohio	National
2012 - 2013	25.1	21.5	20.9	2012 - 2013	25.0	21.8	20.9
2011 - 2012	24.3	21.5	21.1	2011 - 2012	23.8	21.8	21.1
2010 - 2011	24.3	21.5	21.1	2010 - 2011	24.0	21.8	21.1
2009 - 2010	24.9	21.5	21.0	2009 - 2010	24.5	21.8	21.0
2008 - 2009	24.5	21.4	21.0	2008 - 2009	24.1	21.7	21.1
2007 - 2008	24.1	21.5	21.0	2007 - 2008	23.5	21.7	21.1
2006 - 2007	24.3	21.3	21.0	2006 - 2007	23.7	21.6	21.2
2005 - 2006	23.9	21.3	20.8	2005 - 2006	23.2	21.5	21.1
2004 - 2005	24.2	21.2	20.7	2004 - 2005	23.7	21.4	20.9
2003 - 2004	23.3	21.1	20.7	2003 - 2004	22.9	21.4	20.9
2002 - 2003	23.3	21.1	20.6	2002 - 2003	22.6	21.4	20.8

Reading:	Avon Lake	State of Ohio	National
2012 - 2013	25.1	22.2	21.1
2011 - 2012	23.4	22.1	21.3
2010 - 2011	24.1	22.1	21.3
2009 - 2010	24.2	22.1	21.3
2008 - 2009	24.0	22.2	21.4
2007 - 2008	23.3	22.1	21.4
2006 - 2007	23.6	22.0	21.5
2005 - 2006	23.0	21.9	21.4
2004 - 2005	23.9	21.9	21.3
2003 - 2004	23.3	21.9	21.3
2002 - 2003	22.3	21.8	21.2

AVON LAKE CITY SCHOOL DISTRICT
2010 ACT SCORE COMPARISON
JUNE 30, 2013



AVON LAKE CITY SCHOOL DISTRICT
 PERCENT OF ACT TESTED STUDENTS READY FOR COLLEGE LEVEL COURSEWORK
 JUNE 30, 2013



AVON LAKE CITY SCHOOL DISTRICT
SCHOOL BUILDING INFORMATION
LAST TEN FISCAL YEARS

	2013	2012	2011	2010	2009
Elementary Schools					
Eastview (1950)					
Square feet	42,048	42,048	42,048	34,158	34,158
Enrollment	428	408	350	340	337
Erievew (1950)					
Square feet	34,593	34,593	34,593	31,445	31,445
Enrollment	288	289	286	282	280
Redwood (1962)					
Square feet	58,780	58,780	58,780	50,220	50,220
Enrollment	460	484	498	448	441
Troy (1970)					
Square feet	86,150	86,150	86,150	86,150	86,150
Enrollment	601	590	594	566	537
Westview (1957)					
Square feet	41,961	41,961	41,961	39,505	39,505
Enrollment	261	272	280	279	264
Middle School					
Learwood (1959)					
Square feet	110,911	110,911	110,911	98,767	98,767
Enrollment	605	582	576	572	582
High School					
Avon Lake High (1927)					
Square feet	314,612	314,612	314,612	314,612	314,612
Enrollment	1,178	1,210	1,197	1,202	1,175

Source: District records.

2008	2007	2006	2005	2004
34,158	34,158	34,158	34,158	34,158
315	330	317	328	346
31,445	31,445	31,445	31,445	31,445
261	244	258	260	258
50,220	50,220	50,220	50,220	50,220
379	357	357	311	313
86,150	86,150	86,150	86,150	86,150
529	547	553	497	469
39,505	39,505	39,505	39,505	39,505
257	235	230	224	226
98,767	98,767	98,767	98,767	98,767
581	536	512	531	531
314,612	314,612	314,612	314,612	314,612
1,164	1,197	1,173	1,128	1,122

This page intentionally left blank.



Dave Yost • Auditor of State

AVON LAKE CITY SCHOOL DISTRICT

LORAIN COUNTY

CLERK'S CERTIFICATION

This is a true and correct copy of the report which is required to be filed in the Office of the Auditor of State pursuant to Section 117.26, Revised Code, and which is filed in Columbus, Ohio.

Susan Babbitt

CLERK OF THE BUREAU

CERTIFIED
SEPTEMBER 24, 2013