



Dave Yost • Auditor of State

**JACKSON LOCAL SCHOOL DISTRICT
STARK COUNTY**

TABLE OF CONTENTS

TITLE	PAGE
Independent Accountants' Report.....	1
Management's Discussion and Analysis.....	3
Basic Financial Statements:	
Government-Wide Financial Statements:	
Statement of Net Assets.....	15
Statement of Activities.....	16
Fund Financial Statements:	
Balance Sheet – Governmental Funds	17
Reconciliation of Total Governmental Fund Balances to Net Assets of Governmental Activities.....	18
Statement of Revenues, Expenditures and Changes in Fund Balances Governmental Funds	19
Reconciliation of the Statement of Revenues, Expenditures and Changes in Fund Balances of Governmental Funds to the Statement of Activities	20
Statement of Revenues, Expenditures and Changes in Fund Balance – Budget and Actual (Non-GAAP Budgetary Basis) General Fund.....	21
Statement of Fiduciary Net Assets Fiduciary Funds.....	22
Statement of Changes in Fiduciary Net Assets Fiduciary Funds.....	23
Notes to the Basic Financial Statements	25
Federal Awards Receipts and Expenditures Schedule.....	57
Notes to the Federal Awards Receipts and Expenditures Schedule	58
Independent Accountants' Report on Internal Control Over Financial Reporting and on Compliance and Other Matters Required by <i>Government Auditing Standards</i>	59
Independent Accountants' Report on Compliance with Requirements Applicable to Each Major Federal Program and on Internal Control Over Compliance Required by OMB Circular A-133	61
Schedule of Findings.....	63

THIS PAGE INTENTIONALLY LEFT BLANK.



Dave Yost • Auditor of State

INDEPENDENT ACCOUNTANTS' REPORT

Jackson Local School District
Stark County
7602 Fulton Drive NW
Massillon, Ohio 44646

To the Board of Education:

We have audited the accompanying financial statements of the governmental activities, each major fund, and the aggregate remaining fund information of the Jackson Local School District, Stark County, Ohio (the District), as of and for the year ended June 30, 2012, which collectively comprise the District's basic financial statements as listed in the table of contents. These financial statements are the responsibility of the District's management. Our responsibility is to express opinions on these financial statements based on our audit.

We conducted our audit in accordance with auditing standards generally accepted in the United States of America and the standards applicable to financial audits contained in the Comptroller General of the United States' *Government Auditing Standards*. Those standards require that we plan and perform the audit to reasonably assure whether the financial statements are free of material misstatement. An audit includes examining, on a test basis, evidence supporting the amounts and disclosures in the financial statements. An audit also includes assessing the accounting principles used and significant estimates made by management, as well as evaluating the overall financial statement presentation. We believe our audit provides a reasonable basis for our opinions.

In our opinion, the financial statements referred to above present fairly, in all material respects, the respective financial position of the governmental activities, each major fund, and the aggregate remaining fund information of the Jackson Local School District, Stark County, Ohio, as of June 30, 2012, and the respective changes in financial position thereof and the budgetary comparison for the General Fund for the year then ended in conformity with accounting principles generally accepted in the United States of America.

In accordance with *Government Auditing Standards*, we have also issued our report dated October 30, 2012, on our consideration of the District's internal control over financial reporting and our tests of its compliance with certain provisions of laws, regulations, contracts and grant agreements and other matters. While we did not opine on the internal control over financial reporting or on compliance, that report describes the scope of our testing of internal control over financial reporting and compliance and the results of that testing. That report is an integral part of an audit performed in accordance with *Government Auditing Standards*. You should read it in conjunction with this report in assessing the results of our audit.

Accounting principles generally accepted in the United States of America require this presentation to include *Management's discussion and analysis* as listed in the table of contents, to supplement the basic financial statements. Although this information is not part of the basic financial statements, the Governmental Accounting Standards Board considers it essential for placing the basic financial statements in an appropriate operational, economic, or historical context. We have applied certain limited procedures to the required supplementary information in accordance with auditing standards generally accepted in the United States of America, which consisted of inquiries of management about the methods of preparing the information and comparing the information for consistency with management's responses to our inquiries, the basic financial statements, and other knowledge we obtained during our audit of the basic financial statements. We do not express an opinion or provide any assurance on the information because the limited procedures do not provide us with sufficient evidence to express an opinion or provide any other assurance.

We conducted our audit to opine on the financial statements that collectively comprise the District's basic financial statements taken as a whole. The Federal Awards Receipts and Expenditure Schedule provides additional information required by the U.S. Office of Management and Budget Circular A-133, *Audits of States, Local Governments, and Non-Profit Organizations*, and is not a required part of the basic financial statements. The Federal Awards Receipts and Expenditure Schedule is management's responsibility, and was derived from and relate directly to the underlying accounting and other records used to prepare the basic financial statements. The Federal Awards Receipts and Expenditure Schedule was subject to the auditing procedures we applied to the basic financial statements. We also applied certain additional procedures, including comparing and reconciling this information directly to the underlying accounting and other records used to prepare the basic financial statements or to the basic financial statements themselves, in accordance with auditing standards generally accepted in the United States of America. In our opinion, this information is fairly stated in all material respects in relation to the basic financial statements taken as a whole.



Dave Yost
Auditor of State

October 30, 2012

**JACKSON LOCAL SCHOOL DISTRICT
STARK COUNTY, OHIO**

**MANAGEMENT'S DISCUSSION AND ANALYSIS
FOR THE FISCAL YEAR ENDED JUNE 30, 2012**

The management's discussion and analysis of the Jackson Local School District's (the "District") financial performance provides an overall review of the District's financial activities for the fiscal year ended June 30, 2012. The intent of this discussion and analysis is to look at the District's financial performance as a whole; readers should also review the basic financial statements and the notes to the basic financial statements to enhance their understanding of the District's financial performance.

Financial Highlights

Key financial highlights for fiscal year 2012 are as follows:

- In total, net assets of governmental activities increased \$2,747,726 which represents a 6.73% increase from 2011.
- General revenues accounted for \$55,271,016 in revenue or 89.86% of all revenues. Program specific revenues in the form of charges for services and sales and operating and capital grants and contributions accounted for \$6,237,849 or 10.14% of total revenues of \$61,508,865.
- The District had \$58,761,139 in expenses related to governmental activities; \$6,237,849 of these expenses were offset by program specific charges for services and operating/capital grants and contributions. General revenues supporting governmental activities (primarily taxes and unrestricted grants and entitlements) were adequate to provide for these programs.
- The District has two major funds: the general fund and the debt service fund. The general fund had \$49,045,566 in revenues and other financing sources and \$49,050,207 in expenditures. The general fund's fund balance decreased \$37,341 from \$14,115,029 to \$14,077,688.
- The debt service fund had \$6,364,315 in revenues and \$7,229,446 in expenditures. The debt service fund's fund balance decreased \$865,131 from \$5,164,862 to \$4,299,731.

Using these Basic Financial Statements

This annual report consists of a series of financial statements and notes to those statements. These statements are organized so the reader can understand the District as a financial whole, an entire operating entity. The statements then proceed to provide an increasingly detailed look at specific financial activities.

The *statement of net assets* and *statement of activities* provide information about the activities of the whole District, presenting both an aggregate view of the District's finances and a longer-term view of those finances. Fund financial statements provide the next level of detail. For governmental funds, these statements tell how services were financed in the short-term as well as what remains for future spending. The fund financial statements also look at the District's most significant funds with all other nonmajor funds presented in total in one column. The District has two major funds: the general fund and debt service fund.

**JACKSON LOCAL SCHOOL DISTRICT
STARK COUNTY, OHIO**

MANAGEMENT'S DISCUSSION AND ANALYSIS
FOR THE FISCAL YEAR ENDED JUNE 30, 2012

Reporting the District as a Whole

Statement of Net Assets and the Statement of Activities

While this document contains the large number of funds used by the District to provide programs and activities, the view of the District as a whole looks at all financial transactions and asks the question, "How did we do financially during 2012?" The statement of net assets and the statement of activities answer this question. These statements include *all assets, liabilities, revenues and expenses* using the *accrual basis of accounting* similar to the accounting used by most private-sector companies. This basis of accounting will take into account all of the current year's revenues and expenses regardless of when cash is received or paid.

These two statements report the District's *net assets* and changes in those assets. This change in net assets is important because it tells the reader that, for the District as a whole, the *financial position* of the District has improved or diminished. The causes of this change may be the result of many factors, some financial, some not. Non-financial factors include the District's property tax base, current property tax laws in Ohio restricting revenue growth, facility conditions, required educational programs and other factors.

In the statement of net assets and the statement of activities, the governmental activities include the District's programs and services, including instruction, support services, operation and maintenance of plant, pupil transportation, extracurricular activities, and food service operations.

The District's statement of net assets and statement of activities can be found on pages 15-16 of this report.

Reporting the District's Most Significant Funds

Fund Financial Statements

The analysis of the District's major governmental funds begins on page 9. Fund financial reports provide detailed information about the District's major funds. The District uses many funds to account for a multitude of financial transactions. However, these fund financial statements focus on the District's most significant funds. The District's major governmental funds are the general fund and debt service fund.

Governmental Funds

Most of the District's activities are reported in governmental funds, which focus on how money flows into and out of those funds and the balances left at year-end available for spending in future periods. These funds are reported using an accounting method called *modified accrual* accounting, which measures cash and all other *financial assets* that can readily be converted to cash. The governmental fund financial statements provide a detailed *short-term* view of the District's general government operations and the basic services it provides. Governmental fund information helps you determine whether there are more or fewer financial resources that can be spent in the near future to finance educational programs. The relationship (or differences) between governmental *activities* (reported in the statement of net assets and the statement of activities) and governmental *funds* is reconciled in the basic financial statements. The basic governmental fund financial statements can be found on pages 17-21 of this report.

**JACKSON LOCAL SCHOOL DISTRICT
STARK COUNTY, OHIO**

MANAGEMENT'S DISCUSSION AND ANALYSIS
FOR THE FISCAL YEAR ENDED JUNE 30, 2012

Reporting the District's Fiduciary Responsibilities

The District is the trustee, or fiduciary, for some of its scholarship programs. This activity is presented as a private-purpose trust fund. The District also acts in a trustee capacity as an agent for individuals, private organizations, other governmental units and/or other funds. These activities are reported in an agency fund. The District's fiduciary activities are reported in separate statements of fiduciary net assets and changes in fiduciary net assets on pages 22 and 23. These activities are excluded from the District's other financial statements because the assets cannot be utilized by the District to finance its operations.

Notes to the Basic Financial Statements

The notes provide additional information that is essential to a full understanding of the data provided in the government-wide and fund financial statements. These notes to the basic financial statements can be found on pages 25-56 of this report.

The District as a Whole

The statement of net assets provides the perspective of the District as a whole.

The table below provides a summary of the District's net assets at June 30, 2012 and June 30, 2011.

	Net Assets	
	Governmental Activities 2012	Governmental Activities 2011
	<u>2012</u>	<u>2011</u>
<u>Assets</u>		
Current and other assets	\$ 72,786,705	\$ 72,285,557
Capital assets, net	<u>88,464,133</u>	<u>88,924,740</u>
Total assets	<u>161,250,838</u>	<u>161,210,297</u>
<u>Liabilities</u>		
Current liabilities	50,409,757	49,012,543
Long-term liabilities	<u>67,246,117</u>	<u>71,350,516</u>
Total liabilities	<u>117,655,874</u>	<u>120,363,059</u>
<u>Net Assets</u>		
Invested in capital assets, net of related debt	29,143,133	25,182,568
Restricted	5,957,832	7,053,073
Unrestricted	<u>8,493,999</u>	<u>8,611,597</u>
Total net assets	<u>\$ 43,594,964</u>	<u>\$ 40,847,238</u>

Over time, net assets can serve as a useful indicator of a government's financial position. At June 30, 2012, the District's assets exceeded liabilities by \$43,594,964.

Assets of the District increased \$40,541 or 0.02%. This increase can mainly be attributed to an increase in equity and pooled cash.

**JACKSON LOCAL SCHOOL DISTRICT
STARK COUNTY, OHIO**

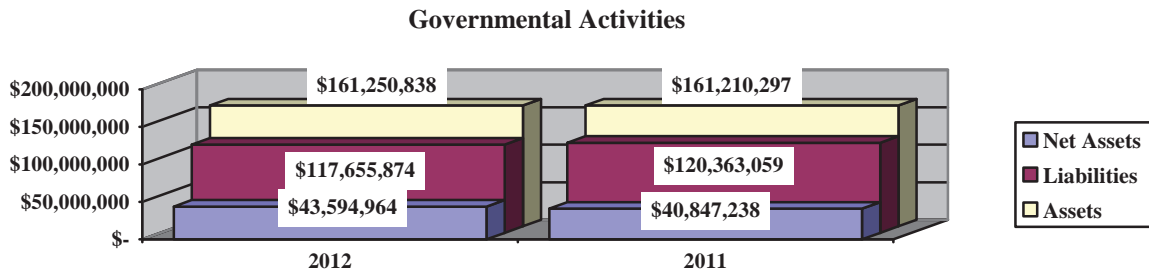
**MANAGEMENT'S DISCUSSION AND ANALYSIS
FOR THE FISCAL YEAR ENDED JUNE 30, 2012**

At year-end, capital assets represented 54.86% of total assets. Capital assets include land, construction in progress, land improvements, buildings and improvements, furniture and equipment and vehicles. Capital assets, net of related debt to acquire the assets at June 30, 2012, were \$29,143,133. These capital assets are used to provide services to the students and are not available for future spending. Although the District's investment in capital assets is reported net of related debt, it should be noted that the resources to repay the debt must be provided from other sources, since capital assets may not be used to liquidate these liabilities.

Liabilities of the District decreased \$2,707,185 or 2.25%. Current liabilities increased due to an increase in unearned revenue related to property taxes receivable. Long-term liabilities decreased due to the retirement of roughly \$4.6 million in general obligation bonds.

A portion of the District's net assets, \$5,957,832, represents resources that are subject to external restriction on how they may be used. Of the restricted net assets, \$4,288,412 is restricted for debt service and \$1,160,149 is restricted for capital projects. The remaining balance of unrestricted net assets is \$8,493,999 may be used to meet the District's ongoing obligations to citizens and creditors.

The graph below shows the District's assets, liabilities and net assets at June 30, 2012 and June 30, 2011.



The table below shows the change in net assets for fiscal years 2012 and 2011.

Change in Net Assets

	Governmental Activities <u>2012</u>	Governmental Activities <u>2011</u>
Revenues		
Program revenues:		
Charges for services and sales	\$ 2,957,398	\$ 2,813,860
Operating grants and contributions	2,880,479	3,502,903
Capital grants and contributions	399,972	12,514
General revenues:		
Property taxes	41,394,794	47,023,961
Grants and entitlements	13,531,473	14,427,244
Payment in lieu of taxes	127,695	50,918
Investment earnings	63,352	113,768
Other	<u>153,702</u>	<u>62,005</u>
Total revenues	<u>61,508,865</u>	<u>68,007,173</u>

**JACKSON LOCAL SCHOOL DISTRICT
STARK COUNTY, OHIO**

MANAGEMENT'S DISCUSSION AND ANALYSIS
FOR THE FISCAL YEAR ENDED JUNE 30, 2012

Change in Net Assets

	Governmental Activities <u>2012</u>	Governmental Activities <u>2011</u>
<u>Expenses</u>		
Program expenses:		
Instruction:		
Regular	\$ 23,638,767	\$ 23,900,014
Special	3,256,333	3,643,493
Vocational	1,010,803	1,101,716
Adult/continuing	34,674	59,556
Other	1,592,279	1,546,852
Support services:		
Pupil	3,657,602	3,811,238
Instructional staff	3,220,097	3,152,000
Board of education	15,311	18,784
Administration	3,173,530	3,151,267
Fiscal	1,223,968	1,202,669
Business	503,953	460,257
Operations and maintenance	5,610,350	5,584,039
Pupil transportation	3,238,047	3,172,753
Central	1,223,028	1,244,941
Operations of non-instructional services:		
Food service operations	1,899,998	1,879,802
Other non-instructional services	8,740	20,880
Extracurricular activities	2,197,694	2,048,421
Interest and fiscal charges	<u>3,255,965</u>	<u>3,503,843</u>
Total expenses	<u>58,761,139</u>	<u>59,502,525</u>
Change in net assets	2,747,726	8,504,648
Net assets at beginning of year	<u>40,847,238</u>	<u>32,342,590</u>
Net assets at end of year	<u>\$ 43,594,964</u>	<u>\$ 40,847,238</u>

Governmental Activities

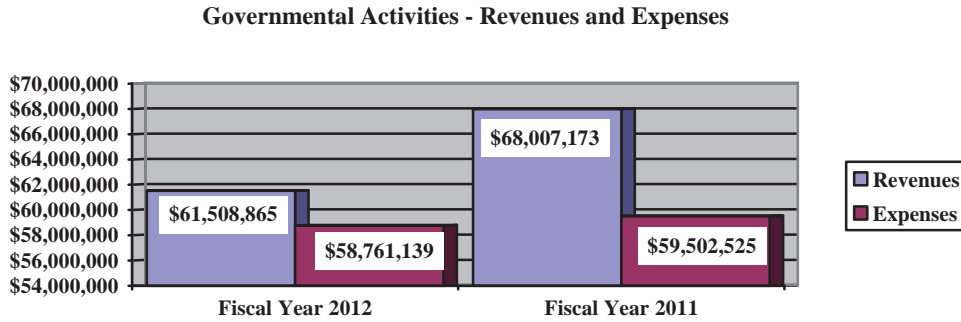
Net assets of the District's governmental activities increased \$2,747,726. Total governmental expenses of \$58,761,139 were offset by program revenues of \$6,237,849 and general revenues of \$55,271,016. Program revenues supported 10.62% of the total governmental expenses.

The primary sources of revenue for governmental activities are derived from property taxes and unrestricted grants and entitlements from the State. These revenue sources account for 89.30% of total governmental revenue. The most significant decreases were in area of property taxes and operating grants and contributions. Property taxes decreased \$5,629,167 due primarily to the amount of tax advances available from the County at year-end. Operating grants and contributions decreased \$622,424 due to the elimination of fiscal stabilization money at June 30, 2011. Grants and entitlements decreased due to a decrease in tangible personal property tax reimbursement from the State.

**JACKSON LOCAL SCHOOL DISTRICT
STARK COUNTY, OHIO**

MANAGEMENT'S DISCUSSION AND ANALYSIS
FOR THE FISCAL YEAR ENDED JUNE 30, 2012

The graph below presents the District's governmental activities revenue and expenses for fiscal years 2012 and 2011.



The statement of activities shows the cost of program services and the charges for services and grants offsetting those services. The following table shows, for governmental activities, the total cost of services and the net cost of services. That is, it identifies the cost of these services supported by tax revenue and unrestricted state grants and entitlements.

	Governmental Activities			
	Total Cost of Services 2012	Net Cost of Services 2012	Total Cost of Services 2011	Net Cost of Services 2011
Program expenses				
Instruction:				
Regular	\$ 23,638,767	\$ 22,815,200	\$ 23,900,014	\$ 22,814,370
Special	3,256,333	2,079,866	3,643,493	2,343,611
Vocational	1,010,803	921,496	1,101,716	1,008,743
Adult/continuing	34,674	(7,354)	59,556	(9,111)
Other	1,592,279	1,592,279	1,546,852	1,502,853
Support services:				
Pupil	3,657,602	3,170,413	3,811,238	3,458,427
Instructional staff	3,220,097	2,803,041	3,152,000	2,763,900
Board of education	15,311	15,311	18,784	18,784
Administration	3,173,530	3,172,091	3,151,267	2,777,403
Fiscal	1,223,968	1,223,968	1,202,669	1,201,817
Business	503,953	503,953	460,257	460,257
Operations and maintenance	5,610,350	5,553,914	5,584,039	5,540,521
Pupil transportation	3,238,047	3,112,968	3,172,753	3,032,361
Central	1,223,028	1,211,831	1,244,941	1,226,291
Operations of non-instructional services:				
Food service operations	1,899,998	117,654	1,879,802	178,910
Other non-instructional services	8,740	7,971	20,880	7,735
Extracurricular activities	2,197,694	972,723	2,048,421	1,342,533
Interest and fiscal charges	3,255,965	3,255,965	3,503,843	3,503,843
Total	<u>\$ 58,761,139</u>	<u>\$ 52,523,290</u>	<u>\$ 59,502,525</u>	<u>\$ 53,173,248</u>

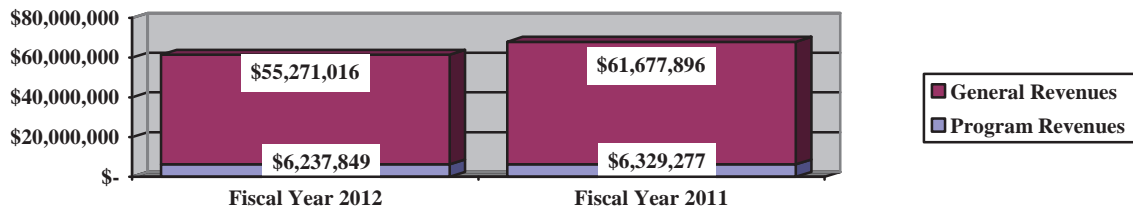
**JACKSON LOCAL SCHOOL DISTRICT
STARK COUNTY, OHIO**

MANAGEMENT'S DISCUSSION AND ANALYSIS
FOR THE FISCAL YEAR ENDED JUNE 30, 2012

The dependence upon tax and other general revenues for governmental activities is apparent, 92.78% of instruction activities are supported through taxes and other general revenues. For all governmental activities, general revenue support is 89.38%. The District's taxpayers and unrestricted grants and entitlements are the primary support for District's students.

The graph below presents the District's governmental activities revenue for fiscal years 2012 and 2011.

Governmental Activities - General and Program Revenues



The District's Funds

The District's governmental funds (as presented on the balance sheet on page 17) reported a combined fund balance of \$20,045,234, which is lower than last year's total of \$20,984,982. The schedule below indicates the fund balance and the total change in fund balance as of June 30, 2012 and 2011.

	Fund Balance <u>June 30, 2012</u>	Fund Balance <u>June 30, 2011</u>	<u>(Decrease)</u>	Percentage <u>Change</u>
General	\$ 14,077,688	\$ 14,115,029	\$ (37,341)	(0.26) %
Debt Service	4,299,731	5,164,862	(865,131)	(16.75) %
Other Governmental	<u>1,667,815</u>	<u>1,705,091</u>	<u>(37,276)</u>	(2.19) %
Total	<u>\$ 20,045,234</u>	<u>\$ 20,984,982</u>	<u>\$ (939,748)</u>	(4.48) %

General Fund

During fiscal year 2012, the District's general fund balance decreased \$37,341.

**JACKSON LOCAL SCHOOL DISTRICT
STARK COUNTY, OHIO**

MANAGEMENT'S DISCUSSION AND ANALYSIS
FOR THE FISCAL YEAR ENDED JUNE 30, 2012

The table that follows assists in illustrating the financial activities of the general fund.

	<u>2012</u> <u>Amount</u>	<u>2011</u> <u>Amount</u>	<u>Increase/</u> <u>(Decrease)</u>	<u>Percentage</u> <u>Change</u>
<u>Revenues and</u>				
<u>Other financing sources</u>				
Taxes	\$ 34,785,479	\$ 40,477,272	\$ (5,691,793)	(14.06) %
Tuition	500,813	344,913	155,900	45.20 %
Earnings on investments	83,865	114,227	(30,362)	(26.58) %
Intergovernmental	12,631,095	13,456,173	(825,078)	(6.13) %
Other revenues	1,024,879	973,963	50,916	5.23 %
Sale of capital assets	19,435	7,620	11,815	155.05 %
Insurance proceeds	-	64,092	(64,092)	(100.00) %
Total	<u>\$ 49,045,566</u>	<u>\$ 55,438,260</u>	<u>\$ (6,392,694)</u>	(11.53) %
<u>Expenditures and</u>				
<u>Other financing uses</u>				
Instruction	\$ 26,245,585	\$ 26,771,091	\$ (525,506)	(1.96) %
Support services	19,445,293	19,409,552	35,741	0.18 %
Extracurricular activities	1,380,509	1,302,493	78,016	5.99 %
Non-instructional services	7,981	8,568	(587)	(6.85) %
Facilities acquisition and construction	1,939,843	375,451	1,564,392	416.67 %
Debt service	<u>30,996</u>	<u>169,770</u>	<u>(138,774)</u>	(81.74) %
Total	<u>\$ 49,050,207</u>	<u>\$ 48,036,925</u>	<u>\$ 1,013,282</u>	2.11 %

Overall revenues and other financing sources of the general fund decreased \$6,392,694 or 11.53%. The most significant decreases were in the areas of taxes and intergovernmental revenue. Taxes decreased \$5,691,793 or 14.06%. This decrease was the result of a decrease in taxes available for advance at year-end. Advances available at year-end decreased \$2,582,598. Advances from the county can vary based on when tax bills are sent out. Intergovernmental revenue decreased \$825,078 or 6.13% which is the result of a decrease in tangible personal property tax reimbursement received from the State. The most significant increase was in the area of tuition. Tuition increased \$155,900 or 45.20%. This increase is due to an increase in special education tuition.

Expenditures and other financing uses increased \$1,013,282 or 2.11%. While instructional decreased slightly and support services increased slightly, the most significant increase was in the area of facilities acquisition and construction which increased \$1,564,392. This increase is due to the District working on a HB 264 project to help the District's building become more energy efficient. The savings in energy costs over the long term will pay for the project's costs.

**JACKSON LOCAL SCHOOL DISTRICT
STARK COUNTY, OHIO**

MANAGEMENT'S DISCUSSION AND ANALYSIS
FOR THE FISCAL YEAR ENDED JUNE 30, 2012

Debt Service Fund

During fiscal year 2012, the District's debt service fund balance decreased \$865,131 due to scheduled principal and interest payments on the District's bonds exceeding tax collections.

The table that follows assists in illustrating the financial activities of the debt service fund.

	<u>2012</u> <u>Amount</u>	<u>2011</u> <u>Amount</u>	<u>Increase/</u> <u>(Decrease)</u>	<u>Percentage</u> <u>Change</u>
<u>Revenues</u>				
Taxes	\$ 5,380,562	\$ 6,090,652	\$ (710,090)	(11.66) %
Intergovernmental	969,213	937,021	32,192	3.44 %
Payment in lieu of taxes	14,517	6,746	7,771	115.19 %
Earnings on investments	<u>23</u>	<u>-</u>	<u>23</u>	100.00 %
Total	<u>\$ 6,364,315</u>	<u>\$ 7,034,419</u>	<u>\$ (670,104)</u>	(9.53) %
<u>Expenditures</u>				
Fiscal	\$ 96,817	\$ 90,995	\$ 5,822	6.40 %
Debt Service:				
Principal	4,600,000	4,460,000	140,000	3.14 %
Interest and fiscal charges	<u>2,532,629</u>	<u>2,628,456</u>	<u>(95,827)</u>	(3.65) %
Total	<u>\$ 7,229,446</u>	<u>\$ 7,179,451</u>	<u>\$ 49,995</u>	0.70 %

General Fund Budgeting Highlights

The District's budget is prepared according to Ohio law and is based on accounting for certain transactions on a basis of cash receipts, disbursements and encumbrances. The most significant budgeted fund is the general fund.

During the course of fiscal year 2012, the District amended its general fund budget several times. For the general fund, final budgeted revenues and other financing sources of \$50,469,972 were \$25,111 higher than the original budgeted revenues estimate of \$50,444,861. Actual revenue and other financing sources of \$51,122,248 were \$652,276 more than the final budgeted amounts.

General fund actual expenditures plus other financing uses of \$50,462,115 were \$845,075 lower than original and final appropriations (appropriated expenditures plus other financing uses) of \$51,307,190.

Capital Assets and Debt Administration

Capital Assets

At the end of fiscal year 2012, the District had \$88,464,133 invested in land, construction in progress, land improvements, buildings and improvements, furniture and equipment and vehicles. This entire amount is reported in governmental activities.

**JACKSON LOCAL SCHOOL DISTRICT
STARK COUNTY, OHIO**

MANAGEMENT'S DISCUSSION AND ANALYSIS
FOR THE FISCAL YEAR ENDED JUNE 30, 2012

The table that follows shows June 30, 2012 balances compared to June 30, 2011:

**Capital Assets at June 30
(Net of Depreciation)**

	Governmental Activities	
	2012	2011
Land	\$ 2,457,911	\$ 2,457,911
Land improvements	3,858,500	3,468,459
Buildings and improvements	78,665,498	80,887,366
Furniture and equipment	969,241	1,204,280
Vehicles	853,611	742,565
Construction in progress	1,659,372	164,159
Total	\$ 88,464,133	\$ 88,924,740

The overall decrease of \$460,607 is the result of depreciation expense of \$3,453,325 and disposals (net of accumulated depreciation) of \$48,370 exceeding capital asset additions of \$3,041,088.

See Note 8 to the basic financial statements for detail on the District's capital assets.

Debt Administration

At June 30, 2012 the District had \$61,384,867 in general obligation bonds outstanding. The general obligation bond issues are comprised of current issue bonds and capital appreciation bonds. Of this total, \$4,664,068 is due within one year and \$56,720,799 is due within greater than one year.

**JACKSON LOCAL SCHOOL DISTRICT
STARK COUNTY, OHIO**

MANAGEMENT'S DISCUSSION AND ANALYSIS
FOR THE FISCAL YEAR ENDED JUNE 30, 2012

The table below summarizes the bonds and capital leases outstanding.

Outstanding Debt, at Year End

	Governmental Activities <u>2012</u>	Governmental Activities <u>2011</u>
Current interest bonds - 2007	\$ 38,080,000	\$ 38,465,000
Capital appreciation bonds - 2007	3,235,779	2,678,567
Current interest bonds - 2005A	1,465,000	2,850,000
Current interest bonds - 2005B	14,590,000	14,590,000
Capital appreciation bonds - 2005B	1,649,088	3,101,923
Current interest bonds - 2004	2,365,000	3,485,000
Capital leases	<u>-</u>	<u>29,694</u>
Total	<u>\$ 61,384,867</u>	<u>\$ 65,200,184</u>

At June 30, 2012, the District's overall legal debt margin was \$58,535,108 with an unvoted debt margin of \$1,252,268.

See Note 10 to the basic financial statements for detail on the District's debt administration.

Current Financial Related Activities

The District has carefully managed its general fund budgets in order to optimize the dollars available for educating the students it serves, and to minimize the levy millage amounts needed periodically from the community's citizens. The District continues to be concerned with maintaining adequate revenue while controlling costs.

The Jackson Local School District continues to receive strong support from the residents of the District. In May 2011, the District renewed its 6.4 mill, 5 year, emergency levy that generates \$8,350,000 annually for operating expenditures as a Substitute Levy. The Substitute Levy will allow the District to potentially receive additional tax revenue over the 5 years of the levy from new construction within the school district. The District also receives additional tax revenue from a 4.9 mill, 5 year, emergency levy, passed in February 2009, which generates \$6,150,000 annually for operating expenditures. The District relies heavily on local property taxes as well as community support of levies to fund its operations. Approximately seventy-two percent (72%) of the District's total revenue is received from local sources.

The financial picture of the District looks stable over the next three to four years. However, the uncertainty of school funding from the State remains a concern for the District. Also, in the next two years, Ohio's schools will face major changes in the curriculum standards; the new teacher evaluation system and the future of assessments; state report cards; and measures such as the Performance Index. The financial impact of these changes is unknown at this time. The District is monitoring all funding scenarios and prudently providing the necessary resources to maintain our current level of Excellence in both curricular and extra-curricular programs.

During fiscal year 2012, the District received the State's designation, "Excellent in Distinction" having met 26 out of 26 state indicators. The District has received the "Excellent" designation for 12 consecutive years.

**JACKSON LOCAL SCHOOL DISTRICT
STARK COUNTY, OHIO**

**MANAGEMENT'S DISCUSSION AND ANALYSIS
FOR THE FISCAL YEAR ENDED JUNE 30, 2012**

In summary, the District has and must continue to implement systems for both budgetary and internal control purposes in order to efficiently allocate and deliver available financial resources. The District provides a quality educational program with a limited availability of state financial assistance. All of the District's resources will continue to be focused on meeting the needs of our stakeholders in this competitive marketplace, which is not only local, but world-wide.

Contacting the District's Financial Management

This financial report is designed to provide our citizens, taxpayers, investors and creditors with a general overview of the District's finances and to show the District's accountability for the money it receives. If you have questions about this report or need additional financial information contact Ms. Linda Paris, Treasurer, Jackson Local School District, 7602 Fulton Drive NW, Massillon, Ohio 44646.

**JACKSON LOCAL SCHOOL DISTRICT
STARK COUNTY, OHIO**

STATEMENT OF NET ASSETS
JUNE 30, 2012

	Governmental Activities
Assets:	
Equity in pooled cash and investments	\$ 23,139,417
Receivables:	
Property taxes	48,418,621
Payment in lieu of taxes	127,694
Accounts	77,765
Accrued interest	14,467
Intergovernmental	253,169
Prepayments	67,927
Materials and supplies inventory	174,676
Loans receivable	5,130
Unamortized bond issuance costs	507,839
Capital assets:	
Land and construction in progress	4,117,283
Depreciable capital assets, net	84,346,850
Capital assets, net	88,464,133
 Total assets	 161,250,838
 Liabilities:	
Accounts payable	175,766
Accrued wages and benefits	3,746,245
Pension obligation payable	1,161,352
Intergovernmental payable	362,860
Accrued interest payable	191,989
Unearned revenue	44,771,545
Long-term liabilities:	
Due within one year	5,329,501
Due in more than one year	61,916,616
 Total liabilities	 117,655,874
 Net Assets:	
Invested in capital assets, net of related debt	29,143,133
Restricted for:	
Capital projects	1,160,149
Debt service	4,288,412
Locally funded programs	14,403
Student activities	326,022
Other purposes	168,846
Unrestricted	8,493,999
 Total net assets	 \$ 43,594,964

SEE ACCOMPANYING NOTES TO THE BASIC FINANCIAL STATEMENTS

**JACKSON LOCAL SCHOOL DISTRICT
STARK COUNTY, OHIO**

STATEMENT OF ACTIVITIES
FOR THE FISCAL YEAR ENDED JUNE 30, 2012

	Expenses	Program Revenues			Net (Expense)
		Charges for Services and Sales	Operating Grants and Contributions	Capital Grants and Contributions	Revenue and Changes in Net Assets
					Governmental Activities
Governmental activities:					
Instruction:					
Regular	\$ 23,638,767	\$ 616,050	\$ 207,517	\$ -	\$ (22,815,200)
Special	3,256,333	184,111	992,356	-	(2,079,866)
Vocational	1,010,803	58,326	30,981	-	(921,496)
Adult/continuing.	34,674	42,028	-	-	7,354
Other	1,592,279	-	-	-	(1,592,279)
Support services:					
Pupil.	3,657,602	79,084	408,105	-	(3,170,413)
Instructional staff	3,220,097	6,584	410,472	-	(2,803,041)
Board of education	15,311	-	-	-	(15,311)
Administration.	3,173,530	593	846	-	(3,172,091)
Fiscal.	1,223,968	-	-	-	(1,223,968)
Business.	503,953	-	-	-	(503,953)
Operations and maintenance	5,610,350	48,209	8,227	-	(5,553,914)
Pupil transportation.	3,238,047	8,572	116,507	-	(3,112,968)
Central	1,223,028	-	11,197	-	(1,211,831)
Operation of non-instructional services:					
Other non-instructional services	8,740	-	769	-	(7,971)
Food service operations	1,899,998	1,231,984	550,360	-	(117,654)
Extracurricular activities.	2,197,694	681,857	143,142	399,972	(972,723)
Interest and fiscal charges	3,255,965	-	-	-	(3,255,965)
Totals	\$ 58,761,139	\$ 2,957,398	\$ 2,880,479	\$ 399,972	(52,523,290)
General Revenues:					
Property taxes levied for:					
General purposes					34,915,004
Debt service.					5,416,940
Capital projects.					1,062,850
Grants and entitlements not restricted to specific programs					
Payment in lieu of taxes					13,531,473
Investment earnings					127,695
Miscellaneous					63,352
					153,702
Total general revenues					55,271,016
Change in net assets					2,747,726
Net assets at beginning of year.					40,847,238
Net assets at end of year					\$ 43,594,964

SEE ACCOMPANYING NOTES TO THE BASIC FINANCIAL STATEMENTS

**JACKSON LOCAL SCHOOL DISTRICT
STARK COUNTY, OHIO**

BALANCE SHEET
GOVERNMENTAL FUNDS
JUNE 30, 2012

	<u>General</u>	<u>Debt Service</u>	<u>Other Governmental Funds</u>	<u>Total Governmental Funds</u>
Assets:				
Equity in pooled cash and investments	\$ 17,311,856	\$ 3,989,832	\$ 1,837,729	\$ 23,139,417
Receivables:				
Property taxes	41,973,932	5,361,770	1,082,919	48,418,621
Payment in lieu of taxes	110,331	14,517	2,846	127,694
Accounts	71,877	-	5,888	77,765
Accrued interest	14,467	-	-	14,467
Interfund loans	73,126	-	-	73,126
Intergovernmental	57,653	-	195,516	253,169
Prepayments	67,927	-	-	67,927
Materials and supplies inventory	156,489	-	18,187	174,676
Loans receivable	5,130	-	-	5,130
Total assets	<u>\$ 59,842,788</u>	<u>\$ 9,366,119</u>	<u>\$ 3,143,085</u>	<u>\$ 72,351,992</u>
Liabilities:				
Accounts payable	\$ 117,488	\$ -	\$ 58,278	\$ 175,766
Accrued wages and benefits	3,530,019	-	216,226	3,746,245
Compensated absences payable	437,473	-	16,989	454,462
Retirement incentive payable	50,000	-	-	50,000
Interfund loans payable	-	-	73,126	73,126
Intergovernmental payable	351,680	-	11,180	362,860
Pension obligation payable	1,097,047	-	64,305	1,161,352
Deferred revenue	1,295,308	180,670	35,424	1,511,402
Unearned revenue	38,886,085	4,885,718	999,742	44,771,545
Total liabilities	<u>45,765,100</u>	<u>5,066,388</u>	<u>1,475,270</u>	<u>52,306,758</u>
Fund Balances:				
Nonspendable:				
Materials and supplies inventory	156,489	-	18,187	174,676
Prepays	67,927	-	-	67,927
Unclaimed monies	16,589	-	-	16,589
Restricted:				
Debt service	-	4,299,731	-	4,299,731
Capital improvements	-	-	1,124,725	1,124,725
Food service operations	-	-	203,327	203,327
Other purposes	-	-	14,403	14,403
Extracurricular activities	-	-	326,022	326,022
Committed:				
Facilities acquisition and construction	281,217	-	-	281,217
Assigned:				
Student instruction	49,401	-	-	49,401
Student and staff support	361,565	-	-	361,565
Extracurricular activities	3,090	-	-	3,090
Uniform school supplies	10,297	-	-	10,297
Adult education	54,059	-	-	54,059
Other purposes	66,853	-	-	66,853
Unassigned (deficit)	13,010,201	-	(18,849)	12,991,352
Total fund balances	<u>14,077,688</u>	<u>4,299,731</u>	<u>1,667,815</u>	<u>20,045,234</u>
Total liabilities and fund balances	<u>\$ 59,842,788</u>	<u>\$ 9,366,119</u>	<u>\$ 3,143,085</u>	<u>\$ 72,351,992</u>

SEE ACCOMPANYING NOTES TO THE BASIC FINANCIAL STATEMENTS

**JACKSON LOCAL SCHOOL DISTRICT
STARK COUNTY, OHIO**

RECONCILIATION OF TOTAL GOVERNMENTAL FUND BALANCES TO
NET ASSETS OF GOVERNMENTAL ACTIVITIES
JUNE 30, 2012

Total governmental fund balances		\$	20,045,234
<i>Amounts reported for governmental activities on the statement of net assets are different because:</i>			
Capital assets used in governmental activities are not financial resources and therefore are not reported in the funds.			88,464,133
Other long-term assets are not available to pay for current-period expenditures and therefore are deferred in the funds.			
Property taxes receivable	\$	1,454,207	
Accrued interest receivable		5,323	
Intergovernmental receivable		51,872	
Total		1,511,402	1,511,402
Unamortized bond issuance costs are not recognized in the funds.			507,839
Unamortized premiums on bond issuance costs are not recognized in the funds.			(3,305,883)
Unamortized amounts on refundings are not recognized in the funds.			1,945,801
Accrued interest payable is not due and payable in the current period and therefore is not reported in the funds.			(191,989)
Long-term liabilities, including bonds payable, are not due and payable in the current period and therefore are not reported in the funds.			
General obligation bonds		(61,384,867)	
Compensated absences		(3,996,706)	
Total		(65,381,573)	(65,381,573)
Net assets of governmental activities		\$	43,594,964

SEE ACCOMPANYING NOTES TO THE BASIC FINANCIAL STATEMENTS

**JACKSON LOCAL SCHOOL DISTRICT
STARK COUNTY, OHIO**

STATEMENT OF REVENUES, EXPENDITURES AND CHANGES IN FUND BALANCES
GOVERNMENTAL FUNDS
FOR THE FISCAL YEAR ENDED JUNE 30, 2012

	<u>General</u>	<u>Debt Service</u>	<u>Other Governmental Funds</u>	<u>Total Governmental Funds</u>
Revenues:				
From local sources:				
Property taxes	\$ 34,675,148	\$ 5,380,562	\$ 1,055,718	\$ 41,111,428
Payment in lieu of taxes	110,331	14,517	2,847	127,695
Tuition	500,813	-	-	500,813
Transportation fees	8,572	-	-	8,572
Earnings on investments	83,865	23	84	83,972
Charges for services	-	-	1,250,400	1,250,400
Extracurricular	280,836	-	513,441	794,277
Classroom materials and fees	229,032	-	12,150	241,182
Rental income	29,793	-	-	29,793
Contributions and donations	127,234	-	109,407	236,641
Contract services	132,362	-	-	132,362
Other local revenues	217,050	-	34,272	251,322
Intergovernmental - intermediate	33,600	-	-	33,600
Intergovernmental - state	12,506,424	969,213	223,053	13,698,690
Intergovernmental - federal	91,071	-	2,460,981	2,552,052
Total revenues	<u>49,026,131</u>	<u>6,364,315</u>	<u>5,662,353</u>	<u>61,052,799</u>
Expenditures:				
Current:				
Instruction:				
Regular	21,597,054	-	159,091	21,756,145
Special	2,189,983	-	1,053,385	3,243,368
Vocational	842,377	-	-	842,377
Adult/continuing	34,674	-	-	34,674
Other	1,581,497	-	-	1,581,497
Support services:				
Pupil	3,317,481	-	293,900	3,611,381
Instructional staff	2,647,422	-	455,822	3,103,244
Board of education	15,311	-	-	15,311
Administration	3,103,336	-	-	3,103,336
Fiscal	1,078,417	96,817	19,004	1,194,238
Business	446,124	-	-	446,124
Operations and maintenance	4,724,067	-	25,243	4,749,310
Pupil transportation	2,929,350	-	308,412	3,237,762
Central	1,183,785	-	11,198	1,194,983
Operation of non-instructional services:				
Other non-instructional services	7,981	-	759	8,740
Food service operations	-	-	1,688,733	1,688,733
Extracurricular activities	1,380,509	-	609,212	1,989,721
Facilities acquisition and construction	1,939,843	-	1,073,704	3,013,547
Debt service:				
Principal retirement	29,694	4,600,000	-	4,629,694
Interest and fiscal charges	1,302	2,532,629	-	2,533,931
Total expenditures	<u>49,050,207</u>	<u>7,229,446</u>	<u>5,698,463</u>	<u>61,978,116</u>
Excess of expenditures over revenues	<u>(24,076)</u>	<u>(865,131)</u>	<u>(36,110)</u>	<u>(925,317)</u>
Other financing sources:				
Sale of capital assets	19,435	-	-	19,435
Total other financing sources	<u>19,435</u>	<u>-</u>	<u>-</u>	<u>19,435</u>
Net change in fund balances	(4,641)	(865,131)	(36,110)	(905,882)
Fund balances at beginning of year	14,115,029	5,164,862	1,705,091	20,984,982
Decrease in reserve for inventory	(32,700)	-	(1,166)	(33,866)
Fund balances at end of year	<u>\$ 14,077,688</u>	<u>\$ 4,299,731</u>	<u>\$ 1,667,815</u>	<u>\$ 20,045,234</u>

SEE ACCOMPANYING NOTES TO THE BASIC FINANCIAL STATEMENTS

**JACKSON LOCAL SCHOOL DISTRICT
STARK COUNTY, OHIO**

RECONCILIATION OF THE STATEMENT OF REVENUES, EXPENDITURES
AND CHANGES IN FUND BALANCES OF GOVERNMENTAL FUNDS
TO THE STATEMENT OF ACTIVITIES
FOR THE FISCAL YEAR ENDED JUNE 30, 2012

Net change in fund balances - total governmental funds \$ (905,882)

Amounts reported for governmental activities in the statement of activities are different because:

Governmental funds report capital outlays as expenditures. However, in the statement of activities, the cost of those assets is allocated over their estimated useful lives as depreciation expense. This is the amount by which depreciation expense exceeds capital outlays in the current period.

Capital asset additions	\$ 2,641,116	
Current year depreciation	(3,453,325)	
Total	(812,209)	(812,209)

The net effect of various miscellaneous transactions involving capital assets (i.e., sales, disposals, trade-ins, and donations) is to decrease net assets. The District received \$399,972 in capital contributions and recorded \$48,370 in disposals (net of accumulated depreciation).

351,602

Governmental funds report expenditures for inventory when purchased. However, in the statement of activities, they are reported as an expense when consumed.

(33,866)

Revenues in the statement of activities that do not provide current financial resources are not reported as revenues in the funds.

Property taxes	283,366	
Earnings on investments	(20,540)	
Intergovernmental	(233,424)	
Total	29,402	29,402

Repayment of bond and capital lease principal is an expenditure in the governmental funds, but the repayment reduces long-term liabilities on the statement of net assets. Principal payments during the year were:

Bonds	4,600,000	
Capital leases	29,694	
Total	4,629,694	4,629,694

In the statement of activities, interest is accrued on outstanding bonds, whereas in governmental funds, an interest expenditure is reported when due. The following items resulted in additional interest being reported in the statement of activities:

Decrease in accrued interest payable	8,684	
Accreted interest on capital appreciation bonds	(814,377)	
Amortization of bond issuance costs	(68,848)	
Amortization of bond premiums	420,535	
Amortization of deferred charges	(268,028)	
Total	(722,034)	(722,034)

Some expenses reported in the statement of activities, such as compensated absences, do not require the use of current financial resources and therefore are not reported as expenditures in governmental funds.

211,019

Change in net assets of governmental activities **\$ 2,747,726**

SEE ACCOMPANYING NOTES TO THE BASIC FINANCIAL STATEMENTS

**JACKSON LOCAL SCHOOL DISTRICT
STARK COUNTY, OHIO**

STATEMENT OF REVENUES, EXPENDITURES AND CHANGES IN
FUND BALANCE - BUDGET AND ACTUAL (NON-GAAP BUDGETARY BASIS)
GENERAL FUND
FOR THE FISCAL YEAR ENDED JUNE 30, 2012

	<u>Budgeted Amounts</u>			Variance with Final Budget Positive (Negative)
	<u>Original</u>	<u>Final</u>	<u>Actual</u>	
Revenues:				
From local sources:				
Property taxes	\$ 37,159,835	\$ 37,178,348	\$ 37,257,746	\$ 79,398
Payment in lieu of taxes	-	-	110,331	110,331
Tuition	302,249	302,400	458,785	156,385
Transportation fees	11,644	11,650	8,572	(3,078)
Earnings on investments	99,950	100,000	92,432	(7,568)
Extracurricular	130,256	130,321	147,350	17,029
Classroom materials and fees	162,510	162,591	156,170	(6,421)
Rental income	23,788	23,800	28,868	5,068
Contributions and donations	7,196	7,200	5,819	(1,381)
Contract services	67,117	67,150	68,412	1,262
Other local revenues	39,109	39,128	96,535	57,407
Intergovernmental - intermediate	1,000	1,000	31,950	30,950
Intergovernmental - state	12,309,352	12,315,484	12,506,424	190,940
Intergovernmental - federal	89,955	90,000	85,290	(4,710)
Total revenues	<u>50,403,961</u>	<u>50,429,072</u>	<u>51,054,684</u>	<u>625,612</u>
Expenditures:				
Current:				
Instruction:				
Regular	22,490,899	22,351,990	22,181,350	170,640
Special	2,435,986	2,443,832	2,409,233	34,599
Vocational	789,306	750,038	728,326	21,712
Other	1,458,333	1,566,271	1,555,827	10,444
Support services:				
Pupil	3,274,683	3,409,360	3,359,384	49,976
Instructional staff	2,821,697	2,828,430	2,740,575	87,855
Board of education	20,706	20,691	15,439	5,252
Administration	3,201,926	3,194,749	3,132,211	62,538
Fiscal	1,096,875	1,096,776	1,083,616	13,160
Business	463,733	484,270	480,368	3,902
Operations and maintenance	5,043,023	5,045,652	4,881,248	164,404
Pupil transportation	3,073,521	3,150,282	3,015,632	134,650
Central	1,238,323	1,249,421	1,194,930	54,491
Operation of non-instructional services	8,706	8,700	8,290	410
Extracurricular activities	1,322,774	1,330,210	1,301,424	28,786
Facilities acquisition and construction	2,505,878	2,222,147	2,221,060	1,087
Total expenditures	<u>51,246,369</u>	<u>51,152,819</u>	<u>50,308,913</u>	<u>843,906</u>
Excess (deficiency) of revenues over (under) expenditures	<u>(842,408)</u>	<u>(723,747)</u>	<u>745,771</u>	<u>1,469,518</u>
Other financing sources (uses):				
Refund of prior year's expenditures	28,000	28,000	48,199	20,199
Refund of prior year's receipts	(1,500)	(500)	(25)	475
Advances in	5,300	5,300	-	(5,300)
Advances (out)	(3,000)	(78,250)	(78,206)	44
Pass through payments	(56,321)	(75,621)	(74,971)	650
Sale of capital assets	7,600	7,600	19,365	11,765
Total other financing sources (uses)	<u>(19,921)</u>	<u>(113,471)</u>	<u>(85,638)</u>	<u>27,833</u>
Net change in fund balance	(862,329)	(837,218)	660,133	1,497,351
Fund balance at beginning of year	15,072,119	15,072,119	15,072,119	-
Prior year encumbrances appropriated	447,634	447,634	447,634	-
Fund balance at end of year	<u>\$ 14,657,424</u>	<u>\$ 14,682,535</u>	<u>\$ 16,179,886</u>	<u>\$ 1,497,351</u>

SEE ACCOMPANYING NOTES TO THE BASIC FINANCIAL STATEMENTS

**JACKSON LOCAL SCHOOL DISTRICT
STARK COUNTY, OHIO**

STATEMENT OF FIDUCIARY NET ASSETS
FIDUCIARY FUNDS
JUNE 30, 2012

	Private-Purpose Trust	
	Scholarship	Agency
Assets:		
Equity in pooled cash and investments	\$ 40,967	\$ 143,525
Receivables:		
Accounts	-	805
Total assets.	40,967	\$ 144,330
Liabilities:		
Accounts payable.	-	\$ 1,762
Loan payable	-	5,130
Due to students.	-	137,438
Total liabilities	-	\$ 144,330
Net assets:		
Held in trust for scholarships	40,967	
Total net assets	\$ 40,967	

SEE ACCOMPANYING NOTES TO THE BASIC FINANCIAL STATEMENTS

**JACKSON LOCAL SCHOOL DISTRICT
STARK COUNTY, OHIO**

STATEMENT OF CHANGES IN FIDUCIARY NET ASSETS
FIDUCIARY FUNDS
FOR THE FISCAL YEAR ENDED JUNE 30, 2012

	Private-Purpose Trust
	Scholarship
Additions:	
Interest	\$ 16
Gifts and contributions	15,597
Total additions	15,613
Deductions:	
Scholarships awarded	20,150
Change in net assets	(4,537)
Net assets at beginning of year	45,504
Net assets at end of year	\$ 40,967

SEE ACCOMPANYING NOTES TO THE BASIC FINANCIAL STATEMENTS

THIS PAGE IS INTENTIONALLY LEFT BLANK

**JACKSON LOCAL SCHOOL DISTRICT
STARK COUNTY, OHIO**

NOTES TO THE BASIC FINANCIAL STATEMENTS
FOR THE FISCAL YEAR ENDED JUNE 30, 2012

NOTE 1 - DESCRIPTION OF THE SCHOOL DISTRICT

The Jackson Local School District (the "District") is a body politic and corporate established for the purpose of exercising the rights and privileges conveyed to it by the constitution and laws of the State of Ohio. The District is a local district as defined by Section 3311.03 of the Ohio Revised Code. The District operates under an elected Board of Education (5 members) and is responsible for the provision of public education to residents of the District.

The District ranks as the 51st largest by total enrollment among the 918 public and community school districts in the State and 3rd largest in Stark County. The District employs 294 non-certified and 354 certified employees to provide services to 5,964 students in grades K through 12 and various community groups.

NOTE 2 - SUMMARY OF SIGNIFICANT ACCOUNTING POLICIES

The basic financial statements of the District have been prepared in conformity with accounting principles generally accepted in the United States of America (GAAP) as applied to governmental units. The Governmental Accounting Standards Board (GASB) is the accepted standard-setting body for establishing governmental accounting and financial reporting principles. The District also applies Financial Accounting Standards Board (FASB) guidance issued on or before November 30, 1989, to its governmental activities provided it does not conflict with or contradict GASB pronouncements. The District's significant accounting policies are described below.

A. Reporting Entity

The reporting entity has been defined in accordance with GASB Statement No. 14, "The Financial Reporting Entity" as amended by GASB Statement No. 39, "Determining Whether Certain Organizations Are Component Units". The reporting entity is composed of the primary government and component units. The primary government consists of all funds, departments, boards and agencies that are not legally separate from the District. For the District, this includes general operations, food service and student related activities of the District.

Component units are legally separate organizations for which the District is financially accountable. The District is financially accountable for an organization if the District appoints a voting majority of the organization's Governing Board and (1) the District is able to significantly influence the programs or services performed or provided by the organization; or (2) the District is legally entitled to or can otherwise access the organization's resources; or (3) the District is legally obligated or has otherwise assumed the responsibility to finance the deficits of, or provide financial support to, the organization; or (4) the District is obligated for the debt of the organization. Component units may also include organizations that are fiscally dependent on the District in that the District approves the budget, the issuance of debt or the levying of taxes. Certain organizations are also included as component units if the nature and significance of the relationship between the primary government and the organization is such that exclusion by the primary government would render the primary governments financial statements incomplete or misleading. Based upon the application of these criteria, the District has no component units. The basic financial statements of the reporting entity include only those of the District (the primary government).

**JACKSON LOCAL SCHOOL DISTRICT
STARK COUNTY, OHIO**

NOTES TO THE BASIC FINANCIAL STATEMENTS
FOR THE FISCAL YEAR ENDED JUNE 30, 2012

NOTE 2 - SUMMARY OF SIGNIFICANT ACCOUNTING POLICIES - (Continued)

The following organizations are described due to their relationship to the District:

JOINTLY GOVERNED ORGANIZATIONS

Stark-Portage Area Computer Consortium (SPARCC)

The District is a member of SPARCC, a jointly governed organization which provides computer services to the school districts within the boundaries of Stark and Portage Counties. Each District's superintendent serves as a representative on the Board, which consists of 31 member districts; however, SPARCC is primarily governed by a five-member Executive Board, which is made up of two representatives from Stark County, two from Portage County and a Treasurer. The Board meets monthly to address any current issues.

PUBLIC ENTITY RISK POOLS

Stark County Schools Council of Governments (the "Council")

The Council is governed by an assembly, which consists of one representative from each participating school district (usually the superintendent or designee). The assembly elects officers for one-year terms to serve as the Board of Directors. The assembly exercises control over the operation of the Council. All Council revenues are generated from charges for services. The Council has a Health Benefits Program, which is a shared risk pool comprised of a 85 member council of which 66 are member school districts.

Ohio Association of School Business Officials Workers' Compensation Group Retrospective Program

The District participates in a group retrospective plan for workers' compensation and unemployment as established under Section 4123.29 of the Ohio Revised Code. The Ohio Association of School Business Officials Workers' Compensation Group Retrospective Rating Program (the "GRP") was established through the Ohio Association of School Business Officials (OASBO) as a group purchasing pool.

The Executive Director of the OASBO, or his designee, serves as coordinator of the GRP. Each year, the participating school district pays an enrollment fee to the GRP to cover the costs of administering the program.

Stark County Tax Incentive Review Council (SCTIRC)

SCTIRC is a jointly governed organization, created as a regional council of governments pursuant to State statutes. SCTIRC has 24 members, consisting of three members appointed by the County Commissioners, four members appointed by municipal corporations, ten members appointed by township trustees, one member from the County Auditor's office and six members appointed by boards of education located within the enterprise zones of Stark County. The SCTIRC reviews and evaluates the performance of each Enterprise Zone Agreement. This body is advisory in nature and cannot directly impact an existing Enterprise Zone Agreement; however, the Council can make written recommendations to the legislative authority that approved the agreement. There is no cost associated with being a member of this Council. The continued existence of the SCTIRC is not dependent upon the District's continued participation and no measurable equity interest exists.

B. Fund Accounting

The District uses funds to maintain its financial records during the year. A fund is defined as a fiscal and accounting entity with a self balancing set of accounts. There are three categories of funds: governmental, proprietary and fiduciary. The District has no proprietary funds.

**JACKSON LOCAL SCHOOL DISTRICT
STARK COUNTY, OHIO**

NOTES TO THE BASIC FINANCIAL STATEMENTS
FOR THE FISCAL YEAR ENDED JUNE 30, 2012

NOTE 2 - SUMMARY OF SIGNIFICANT ACCOUNTING POLICIES - (Continued)

GOVERNMENTAL FUNDS

Governmental funds are those through which most governmental functions typically are financed. Governmental fund reporting focuses on the sources, uses and balances of current financial resources. Expendable assets are assigned to the various governmental funds according to the purposes for which they may or must be used. Current liabilities are assigned to the fund from which they will be paid. The difference between governmental fund assets and liabilities is reported as fund balance. The following are the District's major governmental funds:

General fund -The general fund is used to account for and report all financial resources not accounted for and reported in another fund. The general fund balance is available for any purpose provided it is expended or transferred according to the general laws of Ohio.

Debt service fund - The debt service fund is used to account for the accumulation of resources and payment of general obligation bonds and notes principal and interest from governmental resources when the government is obligated in some manner for payment.

Other governmental funds of the District are used to account for (a) financial resources that are restricted, committed, or assigned to expenditures for capital outlays including the acquisition or construction of capital facilities and other capital assets and (b) specific revenue sources that are restricted or committed to an expenditure for specified purposes other than debt service or capital projects.

FIDUCIARY FUNDS

Fiduciary fund reporting focuses on net assets and changes in net assets. The fiduciary fund category is split into four classifications: pension trust funds, investment trust funds, private-purpose trust funds and agency funds. Trust funds are used to account for assets held by the District under a trust agreement for individuals, private organizations, or other governments and are therefore not available to support the District's own programs. The District's only trust fund is a private-purpose trust which accounts for scholarship programs for students. The agency fund is custodial in nature (assets equal liabilities) and do not involve measurement of results of operations. The agency fund is used to account for student managed activities.

C. Basis of Presentation and Measurement Focus

Government-wide Financial Statements - The statement of net assets and the statement of activities display information about the District as a whole. These statements include the financial activities of the primary government, except for fiduciary funds.

The government-wide statement of activities presents a comparison between direct expenses and program revenues for each function or program of the governmental activities of the District. Direct expenses are those that are specifically associated with a service, program or department and therefore clearly identifiable to a particular function. Program revenues include amounts paid by the recipient of goods or services offered by the program and grants and contributions that are restricted to meeting the operational or capital requirements of a particular program. Revenues not classified as program revenues are presented as general revenues of the District.

**JACKSON LOCAL SCHOOL DISTRICT
STARK COUNTY, OHIO**

NOTES TO THE BASIC FINANCIAL STATEMENTS
FOR THE FISCAL YEAR ENDED JUNE 30, 2012

NOTE 2 - SUMMARY OF SIGNIFICANT ACCOUNTING POLICIES - (Continued)

The government-wide financial statements are prepared using the economic resources measurement focus. All assets and all liabilities associated with the operation of the District are included on the statement of net assets.

Fund Financial Statements - Fund financial statements report detailed information about the District. The focus of governmental fund financial statements is on major funds rather than reporting funds by type. Each major fund is presented in a separate column, and all nonmajor funds are aggregated into one column. Fiduciary funds are reported by fund type.

All governmental funds are accounted for using a flow of current financial resources measurement focus. With this measurement focus, only current assets and current liabilities generally are included on the balance sheet. The statement of revenues, expenditures and changes in fund balances reports on the sources (i.e., revenues and other financing sources) and uses (i.e., expenditures and other financing uses) of current financial resources. This approach differs from the manner in which the governmental activities of the government-wide financial statements are prepared. Governmental fund financial statements therefore include a reconciliation with brief explanations to better identify the relationship between the government-wide statements and the statements for governmental funds.

The private-purpose trust fund is reported using the economic resources measurement focus. The agency fund does not report a measurement focus as it does not report operations.

D. Basis of Accounting

Basis of accounting determines when transactions are recorded in the financial records and reported on the financial statements. Government-wide financial statements are prepared using the accrual basis of accounting. Governmental funds use the modified accrual basis of accounting. Fiduciary funds also use the accrual basis of accounting.

Revenues - Exchange and Nonexchange Transactions - Revenue resulting from exchange transactions, in which each party gives and receives essentially equal value, is recorded on the accrual basis when the exchange takes place. On a modified accrual basis, revenue is recorded in the fiscal year in which the resources are measurable and become available. Available means that the resources will be collected within the current fiscal year or are expected to be collected soon enough thereafter to be used to pay liabilities of the current fiscal year. For the District, available means expected to be received within sixty days of fiscal year end.

Nonexchange transactions, in which the District receives value without directly giving equal value in return, include property taxes, grants, entitlements and donations. On an accrual basis, revenue from property taxes is recognized in the fiscal year for which the taxes are levied (See Note 6).

Revenue from grants, entitlements and donations is recognized in the fiscal year in which all eligibility requirements have been satisfied. Eligibility requirements include timing requirements, which specify the year when the resources are required to be used or the fiscal year when use is first permitted, matching requirements, in which the District must provide local resources to be used for a specified purpose, and expenditure requirements, in which the resources are provided to the District on a reimbursement basis. On a modified accrual basis, revenue from nonexchange transactions must also be available before it can be recognized.

**JACKSON LOCAL SCHOOL DISTRICT
STARK COUNTY, OHIO**

NOTES TO THE BASIC FINANCIAL STATEMENTS
FOR THE FISCAL YEAR ENDED JUNE 30, 2012

NOTE 2 - SUMMARY OF SIGNIFICANT ACCOUNTING POLICIES - (Continued)

Under the modified accrual basis, the following revenue sources are considered to be both measurable and available at fiscal year end: property taxes available as an advance, interest, tuition, grants, student fees and rentals.

Unearned Revenue and Deferred Revenue - Unearned revenue and deferred revenue arise when assets are recognized before revenue recognition criteria have been satisfied.

Property taxes for which there is an enforceable legal claim as of June 30, 2012, but which were levied to finance fiscal year 2013 operations, and other revenues received in advance of the fiscal year for which they are intended to finance, have been recorded as unearned revenue. Grants and entitlements received before the eligibility requirements are met and delinquent property taxes in governmental funds due at June 30, 2012 are recorded as deferred revenue.

On governmental fund financial statements, receivables that will not be collected within the available period have been reported as deferred revenue.

Expenses/Expenditures - On the accrual basis of accounting, expenses are recognized at the time they are incurred. The entitlement value of donated commodities used during the year is reported in the statement of revenues, expenditures and changes in fund balances as an expenditure with a like amount reported as intergovernmental revenue.

The measurement focus of governmental fund accounting is on decreases in net financial resources (expenditures) rather than expenses. Expenditures are generally recognized in the accounting period in which the related fund liability is incurred, if measurable. Allocations of cost, such as depreciation and amortization, are not recognized in governmental funds.

E. Budgets

The budgetary process is prescribed by provisions of the Ohio Revised Code and entails the preparation of budgetary documents within an established timetable. The major documents prepared are the alternate tax budget, the certificate of estimated resources and the appropriation resolution, all of which are prepared on the budgetary basis of accounting. The certificate of estimated resources and the appropriations resolution are subject to amendment throughout the year with the legal restriction that appropriations cannot exceed estimated resources, as certified. All funds, other than agency funds, are legally required to be budgeted and appropriated. The legal level of budgetary control has been established at the fund level of expenditures. Any budgetary modifications at this level may only be made by resolution of the Board of Education. Although the legal level of budgetary control was established at the fund level of expenditures, the District has elected to present the budgetary statement comparison at the fund and function level of expenditures.

Tax Budget:

On October 25, 2005, the Stark County Budget Commission voted to waive the requirement that school districts adopt a tax budget as required by Section 5705.28 of the Ohio Revised Code, by January 15th and the filing by January 20th. The Budget Commission now requires an alternate tax budget be submitted by January 20th, which no longer requires specific Board approval.

**JACKSON LOCAL SCHOOL DISTRICT
STARK COUNTY, OHIO**

NOTES TO THE BASIC FINANCIAL STATEMENTS
FOR THE FISCAL YEAR ENDED JUNE 30, 2012

NOTE 2 - SUMMARY OF SIGNIFICANT ACCOUNTING POLICIES - (Continued)

Estimated Resources:

By April 1, the Board of Education accepts, by formal resolution, the tax rates as determined by the Budget Commission and receives the Commission's certificate of estimated resources, which states the projected revenue of each fund. Prior to July 1, the District must revise its budget so that total contemplated expenditures from any fund during the ensuing year will not exceed the amount stated in the certificate of estimated resources. The revised budget then serves as the basis for the appropriation measure. On or about July 1, the certificate is amended to include any unencumbered cash balances from the preceding year. The certificate may be further amended during the year if projected increases or decreases in revenue are identified by the District Treasurer. The amounts reported in the budgetary statements reflect the amounts from the certificate of estimated resources that was in effect at the time the original and final appropriations were passed by the Board of Education.

Appropriations:

Upon receipt from the County Auditor of an amended certificate of estimated resources based on final assessed values and tax rates or a certificate saying no new certificate is necessary, the annual appropriation resolution is enacted by the Board of Education. Prior to the passage of the annual appropriation measure, the Board may pass a temporary appropriation measure to meet the ordinary expenses of the District. The appropriation resolution, at the fund level for all funds, must be within the estimated resources as certified by the County Budget Commission and the total of expenditures may not exceed the appropriation totals at any level of control. Any revisions that alter the level of budgetary control must be approved by the Board of Education.

The Board may pass supplemental fund appropriations so long as the total appropriations by fund do not exceed the amounts set forth in the most recent certificate of estimated resources. During the year, all supplemental appropriations were legally enacted.

The appropriation resolution is subject to amendment by the Board throughout the year with the restriction that appropriations may not exceed estimated revenues. The amounts reported as the original budget amounts reflect the first appropriation for that fund covering the entire fiscal year, including amounts automatically carried over from prior year. The amounts reported as the final budgeted amounts represent the final appropriation amounts passed by the Board during the year.

Lapsing of Appropriations:

At the close of each fiscal year, the unencumbered balance of each appropriation reverts to the respective fund from which it was appropriated and becomes subject to future appropriation. Encumbered appropriations are carried forward to the succeeding fiscal year and are not reappropriated.

F. Cash and Investments

To improve cash management, cash received by the District is pooled in a central bank account. Monies for all funds are maintained in this pool. Individual fund integrity is maintained through the District's records. Each fund's interest in the pool is presented as "equity in pooled cash and investments" on the basic financial statements.

**JACKSON LOCAL SCHOOL DISTRICT
STARK COUNTY, OHIO**

NOTES TO THE BASIC FINANCIAL STATEMENTS
FOR THE FISCAL YEAR ENDED JUNE 30, 2012

NOTE 2 - SUMMARY OF SIGNIFICANT ACCOUNTING POLICIES - (Continued)

During fiscal year 2012, investments were limited to nonnegotiable certificates of deposits, Federal National Mortgage Association (FNMA) securities, Federal Home Loan Bank (FHLB) securities and investments in the State Treasury Asset Reserve of Ohio (STAR Ohio). Except for nonparticipating investment contracts, investments are reported at fair value, which is based on quoted market prices. Nonparticipating investment contracts such as nonnegotiable certificates of deposit are reported at cost.

The District has invested funds in STAR Ohio during fiscal year 2012. STAR Ohio is an investment pool managed by the State Treasurer's Office, which allows governments within the state to pool their funds for investment purposes. STAR Ohio is not registered with the SEC as an investment company, but does operate in a manner consistent with Rule 2a7 of the Investment Company Act of 1940. Investments in STAR Ohio are valued at STAR Ohio's shares price which is the price the investment could be sold for on June 30, 2012.

Under existing Ohio statutes all investment earnings are assigned to the general fund except for those specifically related to the Building capital projects fund, or certain trust funds individually authorized by Board resolution. Interest revenue credited to the general fund during fiscal year 2012 amounted to \$83,865, which includes \$24,228 assigned from other District funds.

For presentation on the basic financial statements, investments of the cash management pool and investments with original maturities of three months or less at the time they are purchased by the District are considered to be cash equivalents. Investments with an initial maturity of more than three months are reported as investments.

An analysis of the District's investment account at year end is provided in Note 4.

G. Inventory

On government-wide and fund financial statements, purchased inventories are presented at the lower of cost or market and donated commodities are presented at their entitlement value. Inventories are recorded on a first-in, first-out basis and are expensed/expended when used. Inventories are accounted for using the purchase method on the fund statements and using the consumption method on the government-wide statements.

On the fund financial statements, reported material and supplies inventory is equally offset by a nonspendable fund balance in the governmental funds which indicates that it does not constitute available spendable resources even though it is a component of net current assets.

Inventory consists of expendable supplies held for consumption, donated food and purchased food.

H. Capital Assets

General capital assets result from expenditures in the governmental funds. These assets are reported in the governmental activities column of the government-wide statement of net assets, but are not reported in the fund financial statements.

All capital assets are capitalized at cost (or estimated historical cost) and updated for additions and retirements during the year. Donated capital assets are recorded at their fair market values as of the date received. The District maintains a capitalization threshold of ten thousand dollars. The District does not possess any infrastructure. Improvements are capitalized; the costs of normal maintenance and repairs that do not add to the value of the asset or materially extend an asset's life are not.

**JACKSON LOCAL SCHOOL DISTRICT
STARK COUNTY, OHIO**

NOTES TO THE BASIC FINANCIAL STATEMENTS
FOR THE FISCAL YEAR ENDED JUNE 30, 2012

NOTE 2 - SUMMARY OF SIGNIFICANT ACCOUNTING POLICIES - (Continued)

All reported capital assets except land and construction in progress are depreciated. Improvements are depreciated over the remaining useful lives of the related capital assets. Depreciation is computed using the straight-line method over the following useful lives:

Description	Governmental Activities Estimated Lives
Land improvements	15 - 20 years
Buildings and improvements	25 - 50 years
Furniture and equipment	5 - 20 years
Vehicles	6 - 10 years

I. Unamortized Bond Issuance Cost/Bond Premium and Discount/Accounting Gain or Loss

On government-wide financial statements, bond issuance costs are deferred and amortized over the term of the bonds using the straight-line method, which approximates the effective interest method. Unamortized bond issuance costs are recorded as a separate line item on the statement of net assets.

Bond premiums are deferred and amortized over the term of the bonds using the straight-line method, which approximates the effective interest method. Bond premiums are presented as an addition to the face amount of the bonds.

For bond refundings resulting in the defeasance of debt reported in the government-wide financial statements, the difference between the reacquisition price and the net carrying amount of the old debt is deferred and amortized as a component of interest expense. This accounting gain or loss is amortized over the remaining life of the old debt or the life of the new debt, whichever is shorter and is presented as an addition to or reduction of the face amount of the new debt.

On the governmental fund financial statements, bond issuance costs and bond premiums are recognized in the current period. A reconciliation between the bonds face value and the amount reported on the statement of net assets is presented in Note 10.A.

J. Interfund Balances

On fund financial statements, receivables and payables resulting from short-term interfund loans are classified as “due to/from other funds” and “interfund loans receivable/payable”. These amounts are eliminated in government activities column on the statement of net assets.

K. Compensated Absences

Compensated absences of the District consist of vacation leave and sick leave to the extent that payments to the employee for these absences are attributable to services already rendered and are not contingent on a specific event that is outside the control of the District and the employee.

**JACKSON LOCAL SCHOOL DISTRICT
STARK COUNTY, OHIO**

NOTES TO THE BASIC FINANCIAL STATEMENTS
FOR THE FISCAL YEAR ENDED JUNE 30, 2012

NOTE 2 - SUMMARY OF SIGNIFICANT ACCOUNTING POLICIES - (Continued)

In accordance with the provisions of GASB Statement No. 16, “Accounting for Compensated Absences”, a liability for vacation leave is accrued if a) the employees’ rights to payment are attributable to services already rendered; and b) it is probable that the employer will compensate the employees for the benefits through paid time off or other means, such as cash payment at termination or retirement. An accrual for earned sick leave is made to the extent that it is probable that the benefits will result in termination (severance) benefits. A liability for sick leave is accrued using the vesting method; i.e., the liability is based on the sick leave accumulated at June 30, 2012, by those employees who are currently eligible to receive termination (severance) payments, as well as those employees expected to become eligible in the future, all employees at least 50 years of age with 10 years of service or any age with at least 15 years of service, were considered expected to become eligible to retire in accordance with GASB Statement No. 16.

The total liability for vacation and sick leave payments has been calculated using pay rates in effect at June 30, 2012 and reduced to the maximum payment allowed by labor contract and/or statute, plus any applicable additional salary related payments.

The entire compensated absence liability is reported on the government-wide financial statements.

For governmental fund financial statements, the current portion of unpaid compensated absences is the amount expected to be paid using expendable available resources. These amounts are recorded in the account “compensated absences payable” in the fund from which the employees who have accumulated unpaid leave are paid. The noncurrent portion of the liability is not reported.

L. Accrued Liabilities and Long-Term Obligations

All payables, accrued liabilities and long-term obligations are reported in the government-wide financial statements.

In general, governmental fund payables and accrued liabilities that, once incurred, are paid in a timely manner and in full from current financial resources are reported as obligations of the funds. However, compensated absences that will be paid from governmental funds are reported as a liability in the fund financial statements only to the extent that they are due for payment during the current year. Bonds are recognized as a liability on the fund financial statements when due.

M. Fund Balance

Fund balance is divided into five classifications based primarily on the extent to which the District is bound to observe constraints imposed upon the use of the resources in the governmental funds. The classifications are as follows:

Nonspendable - The nonspendable fund balance classification includes amounts that cannot be spent because they are not in spendable form or legally required to be maintained intact. The “not in spendable form” criterion includes items that are not expected to be converted to cash. It also includes the long-term amount of loans receivable.

Restricted - Fund balance is reported as restricted when constraints are placed on the use of resources that are either externally imposed by creditors (such as through debt covenants), grantors, contributors, or laws or regulations of other governments, or imposed by law through constitutional provisions or enabling legislation.

**JACKSON LOCAL SCHOOL DISTRICT
STARK COUNTY, OHIO**

NOTES TO THE BASIC FINANCIAL STATEMENTS
FOR THE FISCAL YEAR ENDED JUNE 30, 2012

NOTE 2 - SUMMARY OF SIGNIFICANT ACCOUNTING POLICIES - (Continued)

Committed - The committed fund balance classification includes amounts that can be used only for the specific purposes imposed by a formal action (resolution) of the District Board of Education (the highest level of decision making authority). Those committed amounts cannot be used for any other purpose unless the District Board of Education removes or changes the specified use by taking the same type of action (resolution) it employed to previously commit those amounts. Committed fund balance also incorporates contractual obligations to the extent that existing resources in the fund have been specifically committed for use in satisfying those contractual requirements.

Assigned - Amounts in the assigned fund balance classification are intended to be used by the District for specific purposes, but do not meet the criteria to be classified as restricted nor committed. In governmental funds other than the general fund, assigned fund balance represents the remaining amount that is not restricted or committed. In the general fund, assigned amounts represent intended uses established by policies of the District Board of Education, which includes giving the Treasurer the authority to constrain monies for intended purposes.

Unassigned - Unassigned fund balance is the residual classification for the general fund and includes all spendable amounts not contained in the other classifications. In other governmental funds, the unassigned classification is only used to report a deficit fund balance resulting from overspending for specific purposes for which amounts had been restricted, committed, or assigned.

The District applies restricted resources first when expenditures are incurred for purposes for which restricted and unrestricted (committed, assigned, and unassigned) fund balance is available. Similarly, within unrestricted fund balance, committed amounts are reduced first followed by assigned, and then unassigned amounts when expenditures are incurred for purposes for which amounts in any of the unrestricted fund balance classifications could be used.

N. Net Assets

Net assets represent the difference between assets and liabilities. Net assets invested in capital assets, net of related debt consist of capital assets, net of accumulated depreciation, reduced by the outstanding balances of any borrowings used for the acquisition, construction or improvement of those assets. Net assets are reported as restricted when there are limitations imposed on their use either through enabling legislation or through external restrictions imposed by creditors, grantors or laws or regulations of other governments. Net assets restricted for other purposes include amounts restricted for the food service fund (a nonmajor governmental fund).

The District applies restricted resources first when an expense is incurred for purposes for which both restricted and unrestricted net assets are available.

O. Prepayments

Certain payments to vendors reflect the costs applicable to future accounting periods and are recorded as prepaid items in both government-wide and fund financial statements. These items are reported as assets on the balance sheet using the consumption method. A current asset for the prepaid amounts is recorded at the time of the purchase and the expenditure/expense is reported in the year in which services are consumed. At fiscal year end, because prepayments are not available to finance future governmental fund expenditures, the fund balance is nonspendable on the fund financial statements by an amount equal to the carrying value of the asset.

**JACKSON LOCAL SCHOOL DISTRICT
STARK COUNTY, OHIO**

NOTES TO THE BASIC FINANCIAL STATEMENTS
FOR THE FISCAL YEAR ENDED JUNE 30, 2012

NOTE 2 - SUMMARY OF SIGNIFICANT ACCOUNTING POLICIES - (Continued)

P. Estimates

The preparation of the basic financial statements in conformity with GAAP requires management to make estimates and assumptions that affect the amounts reported in the basic financial statements and accompanying notes. Actual results may differ from those estimates.

Q. Interfund Activity

Exchange transactions between funds are reported as revenues in the seller funds and as expenditures in the purchaser funds. Flows of cash or goods from one fund to another without a requirement for repayment are reported as interfund transfers. Interfund transfers are reported as other financing sources/uses in governmental funds. Repayments from funds responsible for particular expenditures to the funds that initially paid for them are not presented on the basic financial statements.

R. Extraordinary and Special Items

Extraordinary items are transactions or events that are both unusual in nature and infrequent in occurrence. Special items are transactions or events that are within the control of the Board of Education and that are either unusual in nature or infrequent in occurrence. During fiscal year 2012, the District did not incur any transactions that would be classified as an extraordinary item or special item.

NOTE 3 - ACCOUNTABILITY AND COMPLIANCE

A. Change in Accounting Principles

For fiscal year 2012, the District has implemented GASB Statement No. 57, "OPEB Measurements by Agent Employers and Agent Multiple-Employer Plans", and GASB Statement No. 64, "Derivative Instruments: Application of Hedge Accounting Termination Provisions - an Amendment of GASB Statement No. 53".

GASB Statement No. 57 addresses issues related to the use of the alternative measurement method and the frequency and timing of measurements by employers that participate in agent multiple-employer other postemployment benefit (OPEB) plans. The implementation of GASB Statement No. 57 did not have an effect on the financial statements of the District.

GASB Statement No. 64 clarifies the circumstances in which a hedge accounting should continue when a swap counterparty, or a swap counterparty's credit support provider, is replaced. The implementation of GASB Statement No. 64 did not have an effect on the financial statements of the District.

**JACKSON LOCAL SCHOOL DISTRICT
STARK COUNTY, OHIO**

NOTES TO THE BASIC FINANCIAL STATEMENTS
FOR THE FISCAL YEAR ENDED JUNE 30, 2012

NOTE 3 - ACCOUNTABILITY AND COMPLIANCE - (Continued)

B. Deficit Fund Balances

Fund balances at June 30, 2012 included the following individual fund deficits:

<u>Nonmajor funds</u>	<u>Deficit</u>
Education jobs	\$ 9,982
Race to the top	6,434
IDEA Part-B	1,714
Vocational education	117
Title II-D	13
Title I	284
Improving teacher quality	305

The general fund is liable for any deficits in these funds and provides transfers when cash is required, not when accruals occur. The deficit fund balances resulted from adjustments for accrued liabilities.

NOTE 4 - DEPOSITS AND INVESTMENTS

State statutes classify monies held by the District into three categories.

Active deposits are public deposits necessary to meet current demands on the treasury. Such monies must be maintained either as cash in the District treasury, in commercial accounts payable or withdrawable on demand, including negotiable order of withdrawal (NOW) accounts, or in money market deposit accounts.

Inactive deposits are public deposits that the Board of Education has identified as not required for use within the current five year period of designation of depositories. Inactive deposits must either be evidenced by certificates of deposit maturing not later than the end of the current period of designation of depositories, or by savings or deposit accounts including, but not limited to, passbook accounts.

Interim deposits are deposits of interim monies. Interim monies are those monies which are not needed for immediate use, but which will be needed before the end of the current period of designation of depositories. Interim deposits must be evidenced by time certificates of deposit maturing not more than one year from the date of deposit or by savings or deposit accounts including passbook accounts.

Interim monies may be deposited or invested in the following securities:

1. United States Treasury Notes, Bills, Bonds, or any other obligation or security issued by the United States Treasury or any other obligation guaranteed as to principal and interest by the United States;
2. Bonds, notes, debentures, or any other obligations or securities issued by any federal government agency or instrumentality, including, but not limited to, the Federal National Mortgage Association, Federal Home Loan Bank, Federal Farm Credit Bank, Federal Home Loan Mortgage Corporation, Government National Mortgage Association, and Student Loan Marketing Association. All federal agency securities shall be direct issuances of federal government agencies or instrumentalities;
3. Written repurchase agreements in the securities listed above provided that the market value of the securities subject to the repurchase agreement must exceed the principal value of the agreement by at least two percent and be marked to market daily, and that the term of the agreement must not exceed thirty days;

**JACKSON LOCAL SCHOOL DISTRICT
STARK COUNTY, OHIO**

NOTES TO THE BASIC FINANCIAL STATEMENTS
FOR THE FISCAL YEAR ENDED JUNE 30, 2012

NOTE 4 - DEPOSITS AND INVESTMENTS - (Continued)

4. Bonds and other obligations of the State of Ohio;
5. No-load money market mutual funds consisting exclusively of obligations described in items (1) and (2) above and repurchase agreements secured by such obligations, provided that investments in securities described in this division are made only through eligible institutions;
6. The State Treasurer's investment pool (STAR Ohio);
7. Certain banker's acceptance and commercial paper notes for a period not to exceed one hundred eighty days from the purchase date in an amount not to exceed twenty-five percent of the interim monies available for investment at any one time; and,
8. Under limited circumstances, corporate debt interests rated in either of the two highest classifications by at least two nationally recognized rating agencies.

Protection of the District's deposits is provided by the Federal Deposit Insurance Corporation (FDIC), by eligible securities pledged by the financial institution as security for repayment, by surety company bonds deposited with the Treasurer by the financial institution or by a single collateral pool established by the financial institution to secure the repayment of all public monies deposited with the institution.

Investments in stripped principal or interest obligations, reverse repurchase agreements and derivatives are prohibited. The issuance of taxable notes for the purpose of arbitrage, the use of leverage and short selling are also prohibited. An investment must mature within five years from the date of purchase unless matched to a specific obligation or debt of the District, and must be purchased with the expectation that it will be held to maturity. Investments may only be made through specified dealers and institutions. Payment for investments may be made only upon delivery of the securities representing the investments to the Treasurer or qualified trustee or, if the securities are not represented by a certificate, upon receipt of confirmation of transfer from the custodian.

A. Cash on Hand

At fiscal year end, the District had \$2,588 in undeposited cash on hand which is included on the financial statements of the District as part of "equity in pooled cash and investments".

B. Deposits with Financial Institutions

At June 30, 2012, the carrying amount of all District deposits was \$18,241,878. Based on the criteria described in GASB Statement No. 40, "Deposits and Investment Risk Disclosures", as of June 30, 2012, \$796,840 of the District's bank balance of \$18,588,740 was exposed to custodial risk as discussed below, while \$17,791,900 was covered by the FDIC.

**JACKSON LOCAL SCHOOL DISTRICT
STARK COUNTY, OHIO**

NOTES TO THE BASIC FINANCIAL STATEMENTS
FOR THE FISCAL YEAR ENDED JUNE 30, 2012

NOTE 4 - DEPOSITS AND INVESTMENTS - (Continued)

Custodial credit risk is the risk that, in the event of bank failure, the District's deposits may not be returned. All deposits are collateralized with eligible securities in amounts equal to at least 105% of the carrying value of the deposits. Such collateral, as permitted by the Ohio Revised Code, is held in single financial institution collateral pools at Federal Reserve Banks, or at member banks of the federal reserve system, in the name of the respective depository bank and pledged as a pool of collateral against all of the public deposits it holds or as specific collateral held at the Federal Reserve Bank in the name of the District. The District has no deposit policy for custodial credit risk beyond the requirements of State statute. Although the securities were held by the pledging institutions' trust department and all statutory requirements for the deposit of money had been followed, noncompliance with federal requirements could potentially subject the District to a successful claim by the FDIC.

C Investments

As of June 30, 2012 the District had the following investments and maturities:

Investment type	Fair Value	Investment Maturities	
		6 months or less	Greater Than 24 months
FNMA	\$ 2,001,100	\$ -	\$ 2,001,100
FHLB	3,001,460	-	3,001,460
STAR Ohio	76,883	76,883	-
Total	<u>\$ 5,079,443</u>	<u>\$ 76,883</u>	<u>\$ 5,002,560</u>

The weighted average of maturity of investments is 3.91 years.

Interest Rate Risk: As a means of limiting its exposure to fair value losses arising from rising interest rates and according to State law, the District's investment policy limits investment portfolio maturities to five years or less.

Credit Risk: The District's investments in federal agency securities were rated AA+ and Aaa by Standard & Poor's and Moody's Investor Services, respectively. Standard & Poor's has assigned STAR Ohio an AAAm money market rating. Ohio Law requires that STAR Ohio maintain the highest rating provided by at least one nationally recognized rating standard service rating. The District's investment policy does not specifically address credit risk beyond the adherence to all relevant sections of the Ohio Revised Code.

Custodial Credit Risk: For an investment, custodial credit risk is the risk that, in the event of the failure of the counterparty, the District will not be able to recover the value of its investments or collateral securities that are in the possession of an outside party. The federal agency securities are exposed to custodial credit risk in that they are uninsured, unregistered and held by the counterparty's trust department or agent, but not in the District's name. Ohio law requires the market value of the securities subject to repurchase agreements must exceed the principal value of securities subject to a repurchase agreement by 2%. The District has no investment policy dealing with investment custodial risk beyond the requirement in State statute that prohibits payment for investments prior to the delivery of the securities representing such investments to the Treasurer or qualified trustee.

**JACKSON LOCAL SCHOOL DISTRICT
STARK COUNTY, OHIO**

NOTES TO THE BASIC FINANCIAL STATEMENTS
FOR THE FISCAL YEAR ENDED JUNE 30, 2012

NOTE 4 - DEPOSITS AND INVESTMENTS - (Continued)

Concentration of Credit Risk: The District places no limit on the amount that may be invested in any one issuer. The following table includes the percentage of each investment type held by the District at June 30, 2012:

<u>Investment type</u>	<u>Fair Value</u>	<u>% of Total</u>
FNMA	\$ 2,001,100	39.40
FHLB	3,001,460	59.09
STAR Ohio	76,883	1.51
Total	<u>\$ 5,079,443</u>	<u>100.00</u>

D. Reconciliation of Cash and Investments to the Statement of Net Assets

The following is a reconciliation of cash and investments as reported in the note above to cash and investments as reported on the statement of net assets as of June 30, 2012:

<u>Cash and investments per note</u>	
Carrying amount of deposits	\$ 18,241,878
Investments	5,079,443
Cash on hand	<u>2,588</u>
Total	<u>\$ 23,323,909</u>
<u>Cash and investments per statement of net assets</u>	
Governmental activities	\$ 23,139,417
Private-purpose trust funds	40,967
Agency funds	<u>143,525</u>
Total	<u>\$ 23,323,909</u>

NOTE 5 - INTERFUND TRANSACTIONS

Interfund balances at June 30, 2012 as reported on the fund statements, consist of the following individual interfund loans receivable and payable:

<u>Receivable fund</u>	<u>Payable fund</u>	<u>Amount</u>
General fund	Nonmajor governmental funds	\$ 73,126
General fund	Agency fund	<u>5,130</u>
Total		<u>\$ 78,256</u>

The primary purpose of the interfund balances is to cover costs in specific funds where revenues were not received by June 30. These interfund balances will be repaid once the anticipated revenues are received. All interfund balances are expected to be repaid within one year.

Interfund balances between governmental funds are eliminated on the government-wide financial statements; therefore, no internal balances at June 30, 2012 are reported on the statement of net assets.

**JACKSON LOCAL SCHOOL DISTRICT
STARK COUNTY, OHIO**

**NOTES TO THE BASIC FINANCIAL STATEMENTS
FOR THE FISCAL YEAR ENDED JUNE 30, 2012**

NOTE 6 - PROPERTY TAXES

Property taxes are levied and assessed on a calendar year basis while the District fiscal year runs from July through June. First half tax collections are received by the District in the second half of the fiscal year. Second half tax distributions occur in the first half of the following fiscal year.

Property taxes include amounts levied against all real property, public utility property, and certain tangible personal (used in business) property located in the District. Real property tax revenues received in calendar year 2012 represent the collection of calendar year 2011 taxes. Real property taxes received in calendar year 2012 were levied after April 1, 2011, on the assessed values as of January 1, 2011, the lien date. Assessed values for real property taxes are established by State statute at 35 percent of appraised market value. Real property taxes are payable annually or semiannually. If paid annually, payment is due December 31; if paid semiannually, the first payment is due December 31, with the remainder payable by June 20. Under certain circumstances, State statute permits alternate payment dates to be established. Public utility property tax revenues received in calendar year 2012 represent the collection of calendar year 2011 taxes. Public utility real and tangible personal property taxes received in calendar year 2012 became a lien on December 31, 2010, were levied after April 1, 2011, and are collected with real property taxes. Public utility real property is assessed at 35 percent of true value; public utility tangible personal property is currently assessed at varying percentages of true value.

Tangible personal property tax revenues received in the District's fiscal year ended June 30, 2012 (other than public utility property) generally represent the collection of calendar year 2011 taxes levied against local and inter-exchange telephone companies. Tangible personal property taxes received from telephone companies in calendar year 2011 were levied after October 1, 2010 on the value as of December 31, 2010. Amounts paid by multi-county taxpayers were due September 20, 2011. Single county taxpayers could pay annually or semiannually. If paid semiannually, the first payment was due April 30, 2011, with the remainder payable by September 20, 2011.

The District receives property taxes from Stark and Summit Counties. The County Auditors/Fiscal Officers periodically advance to the District its portion of the taxes collected. Second-half real property tax payments collected by the County by June 30, 2012, are available to finance fiscal year 2012 operations. The amount available as an advance at June 30, 2012 was \$1,960,065 in the general fund, \$309,899 in the debt service fund and \$60,659 in the permanent improvement fund (a nonmajor governmental fund). This amount is recorded as revenue. The amount available for advance at June 30, 2011 was \$4,542,663 in the general fund, \$716,796 in the debt service fund and \$140,990 in the permanent improvement fund (a nonmajor governmental fund). The amount of second-half real property taxes available for advance at fiscal year-end can vary based on the date the tax bills are sent.

Accrued property taxes receivable includes real property, public utility property and delinquent tangible personal property taxes which are measurable as of June 30, 2012 and for which there is an enforceable legal claim. Although total property tax collections for the next fiscal year are measurable, only the amount of real property taxes available as an advance at June 30 was levied to finance current fiscal year operations and is reported as revenue at fiscal year end. The portion of the receivable not levied to finance current fiscal year operations is offset by a credit to unearned revenue.

On the accrual basis of accounting, collectible delinquent property taxes have been recorded as a receivable and revenue, while on a modified accrual basis of accounting the revenue has been deferred.

**JACKSON LOCAL SCHOOL DISTRICT
STARK COUNTY, OHIO**

NOTES TO THE BASIC FINANCIAL STATEMENTS
FOR THE FISCAL YEAR ENDED JUNE 30, 2012

NOTE 6 - PROPERTY TAXES - (Continued)

The assessed values upon which the fiscal year 2012 taxes were collected are:

	2011 Second Half Collections		2012 First Half Collections	
	<u>Amount</u>	<u>Percent</u>	<u>Amount</u>	<u>Percent</u>
Agricultural/residential and other real estate	\$ 1,224,650,900	97.18	\$ 1,215,773,690	97.09
Public utility personal	34,774,380	2.76	36,491,470	2.91
Tangible personal property	<u>721,910</u>	<u>0.06</u>	<u>-</u>	<u>-</u>
Total	<u>\$ 1,260,147,190</u>	<u>100.00</u>	<u>\$ 1,252,265,160</u>	<u>100.00</u>
Tax rate per \$1,000 of assessed valuation for:				
Operations	\$47.30		\$46.60	
Permanent improvement	1.00		1.00	
Bond	4.80		5.10	

NOTE 7 - RECEIVABLES

Receivables at June 30, 2012 consisted of taxes, payment in lieu of taxes, accounts (billings for user charged services and student fees), accrued interest, and intergovernmental grants and entitlements. All receivables are considered collectible in full due to the ability to foreclose for the nonpayment of taxes, the stable condition of State programs and the current year guarantee of federal funds. A summary of the principal items of receivables reported on the statement of net assets follows:

Governmental activities:

Property taxes	\$ 48,418,621
Payment in lieu of taxes	127,694
Accounts	77,765
Accrued interest	14,467
Intergovernmental	<u>253,169</u>
Total	<u>\$ 48,891,716</u>

Receivables have been disaggregated on the face of the basic financial statements. All receivables are expected to be collected in the subsequent year.

**JACKSON LOCAL SCHOOL DISTRICT
STARK COUNTY, OHIO**

NOTES TO THE BASIC FINANCIAL STATEMENTS
FOR THE FISCAL YEAR ENDED JUNE 30, 2012

NOTE 8 - CAPITAL ASSETS

	<u>Balance</u> <u>June 30, 2011</u>	<u>Additions</u>	<u>Disposals</u>	<u>Balance</u> <u>June 30, 2012</u>
<i>Capital assets, not being depreciated:</i>				
Land	\$ 2,457,911	\$ -	\$ -	\$ 2,457,911
Construction in progress	<u>164,159</u>	<u>1,659,372</u>	<u>(164,159)</u>	<u>1,659,372</u>
Total capital assets, not being depreciated	<u>2,622,070</u>	<u>1,659,372</u>	<u>(164,159)</u>	<u>4,117,283</u>
<i>Capital assets, being depreciated:</i>				
Land improvements	6,994,509	777,933	-	7,772,442
Building and improvements	108,218,660	436,311	-	108,654,971
Furniture and equipment	4,120,749	13,435	(151,905)	3,982,279
Vehicles	<u>5,154,851</u>	<u>318,196</u>	<u>(288,219)</u>	<u>5,184,828</u>
Total capital assets, being depreciated	<u>124,488,769</u>	<u>1,545,875</u>	<u>(440,124)</u>	<u>125,594,520</u>
<i>Less: accumulated depreciation:</i>				
Land improvements	(3,526,050)	(387,892)	-	(3,913,942)
Building and improvements	(27,331,294)	(2,658,179)	-	(29,989,473)
Furniture and equipment	(2,916,469)	(200,106)	103,537	(3,013,038)
Vehicles	<u>(4,412,286)</u>	<u>(207,148)</u>	<u>288,217</u>	<u>(4,331,217)</u>
Total accumulated depreciation	<u>(38,186,099)</u>	<u>(3,453,325)</u>	<u>391,754</u>	<u>(41,247,670)</u>
Governmental activities capital assets, net	<u>\$ 88,924,740</u>	<u>\$ (248,078)</u>	<u>\$ (212,529)</u>	<u>\$ 88,464,133</u>

Depreciation expense was charged to governmental functions as follows:

Instruction:

Regular	\$ 1,974,473
Special	88,807
Vocational	182,673

Support services:

Pupil	53,367
Instructional staff	119,073
Administration	69,306
Fiscal	23,590
Operations and maintenance	270,012
Pupil transportation	214,140
Central	22,289
Extracurricular activities	222,957
Food service operations	<u>212,638</u>
Total depreciation expense	<u>\$ 3,453,325</u>

**JACKSON LOCAL SCHOOL DISTRICT
STARK COUNTY, OHIO**

NOTES TO THE BASIC FINANCIAL STATEMENTS
FOR THE FISCAL YEAR ENDED JUNE 30, 2012

NOTE 9 - CAPITALIZED LEASES - LESSEE DISCLOSURE

In a prior year, the District entered into capitalized leases for copiers. These lease agreements meet the criteria of a capital lease as defined by FASB Statement No. 13, "Accounting for Leases", which defines a capital lease generally as one which transfers benefits and risks of ownership to the lessee. Capital lease payments have been reclassified and are reflected as debt service expenditures in the financial statements for the governmental funds. These expenditures are reported as business function expenditures on the budgetary statements.

Principal payments in fiscal year 2012 totaled \$29,694 paid by the general fund. There are no further obligations outstanding on this capital lease.

NOTE 10 - LONG-TERM OBLIGATIONS

A. During the fiscal year 2012, the following activity occurred in governmental activities long-term obligations:

	Balance June 30, 2011	Increase	Decrease	Balance June 30, 2012	Amount Due in One Year
General obligation bonds	\$ 65,170,490	\$ 814,377	\$ (4,600,000)	\$ 61,384,867	\$ 4,664,068
Capital lease obligations	29,694	-	(29,694)	-	-
Retirement incentive	175,000	50,000	(175,000)	50,000	50,000
Compensated absences	4,462,743	455,354	(466,929)	4,451,168	615,433
Total	\$ 69,837,927	\$ 1,319,731	\$ (5,271,623)	65,886,035	\$ 5,329,501
Less: deferred charge on refunding				(1,945,801)	
Add: unamortized premium				3,305,883	
Total on statement of net assets				\$ 67,246,117	

General Obligation Bonds: See Note 10.B-10.F for more details.

Capital Lease Obligations: See Note 9 for details.

Compensated Absences: The District pays compensated absences primarily from the general fund and food service fund (a nonmajor governmental fund).

B. Series 2004 General Obligation Bonds: On May 19, 2004, the District issued general obligation bonds to provide funds for improvements to school facilities. These bonds are general obligations of the District for which the full faith and credit of the District is pledged for repayment. Accordingly, such unmatured obligations of the District are accounted for in the statement of net assets. Payments of principal and interest relating to this bond issue are recorded as an expenditure in the debt service fund.

This issue is comprised of current interest bonds, par value \$47,225,000. The interest rate on the current interest bonds range from 2.00% to 5.00%.

Interest payments on the current interest bonds are due on June 1 and December 1 of each year. The final maturity stated in the issue is December 1, 2013.

**JACKSON LOCAL SCHOOL DISTRICT
STARK COUNTY, OHIO**

NOTES TO THE BASIC FINANCIAL STATEMENTS
FOR THE FISCAL YEAR ENDED JUNE 30, 2012

NOTE 10 - LONG-TERM OBLIGATIONS - (Continued)

The following is a schedule of activity for fiscal year 2012 on the Series 2004 general obligations:

	<u>Balance</u> <u>June 30, 2011</u>	<u>Additions</u>	<u>Reductions</u>	<u>Balance</u> <u>June 30, 2012</u>
Current interest bonds - Series 2004	\$ 3,485,000	\$ -	\$(1,120,000)	\$ 2,365,000

The following is a summary of the future debt service requirements to maturity for the Series 2004 general obligation bonds:

Fiscal Year Ending	Current Interest Bonds		
<u>June 30.</u>	<u>Principal</u>	<u>Interest</u>	<u>Total</u>
2013	\$ 1,160,000	\$ 71,400	\$ 1,231,400
2014	<u>1,205,000</u>	<u>24,100</u>	<u>1,229,100</u>
Total	<u>\$ 2,365,000</u>	<u>\$ 95,500</u>	<u>\$ 2,460,500</u>

- C. *Series 2005 A Refunding Bonds:* On September 30, 2004, the District issued general obligation bonds (Series 2005A Refunding Bonds) to advance refund the callable portion of the Series 1993 Current Interest General Obligation Bonds (principal \$7,440,000). The issuance proceeds of \$7,439,952 were used to purchase securities which were placed in an irrevocable trust to provide resources for all future debt service payments on the refunded debt. This refunded debt is considered defeased (in-substance) and accordingly, has been removed from the statement of net assets.

The refunding issue is comprised of both current interest bonds, par value \$6,015,000, and capital appreciation bonds, par value \$1,424,952. The remaining capital appreciation bonds matured December 1, 2010 (stated interest rate 10.994%) at a redemption price equal to 100% of the principal, plus accrued interest to the redemption date.

Interest payments on the current interest bonds are due on June 1 and December 1 of each year. The final maturity date in the issue is December 1, 2013.

The following is a schedule of activity for fiscal year 2012 on the Series 2005A refunding bonds:

	<u>Balance</u> <u>June 30, 2011</u>	<u>Additions</u>	<u>Reductions</u>	<u>Balance</u> <u>June 30, 2012</u>
Current interest bonds - Series 2005 A refunding bonds	\$ 2,850,000	\$ -	\$ (1,385,000)	\$ 1,465,000

**JACKSON LOCAL SCHOOL DISTRICT
STARK COUNTY, OHIO**

NOTES TO THE BASIC FINANCIAL STATEMENTS
FOR THE FISCAL YEAR ENDED JUNE 30, 2012

NOTE 10 - LONG-TERM OBLIGATIONS - (Continued)

The following is a summary of the future debt service requirements to maturity for the Series 2005A refunding bonds:

Fiscal Year Ending June 30,	Current Interest Bonds		
	Principal	Interest	Total
2013	\$ 1,455,000	\$ 25,837	\$ 1,480,837
2014	10,000	188	10,188
Total	<u>\$ 1,465,000</u>	<u>\$ 26,025</u>	<u>\$ 1,491,025</u>

- D. Series 2005 B Refunding Bonds:** On April 21, 2005, the District issued general obligation bonds (Series 2005B Refunding Bonds) to advance refund a portion of the Series 2000 current interest general obligation bonds (principal \$19,045,000). The issuance proceeds of \$19,044,916 were used to purchase securities which were placed in an irrevocable trust to provide resources for all future debt service payments on the refunded debt. This refunded debt is considered defeased (in-substance) and accordingly, has been removed from the statement of net assets.

The refunding issue is comprised of both current interest bonds, par value \$17,435,000, and capital appreciation bonds, par value \$1,609,916. The capital appreciation bonds matured December 1, 2011 (stated interest rate 10.994%) and will mature December 1, 2012 (stated interest rate 10.994%) at a redemption price equal to 100% of the principal, plus accrued interest to the redemption date. The accreted value at maturity for the remaining capital appreciation bonds is \$1,740,000. Total accreted interest of \$880,304 on the capital appreciation bonds has been included on the statement of net assets at June 30, 2012.

Interest payments on the current interest bonds are due on June 1 and December 1 of each year. The final maturity stated in the issue is December 1, 2019.

The following is a schedule of activity for fiscal year 2012 on the Series 2005B refunding bonds:

	Balance June 30, 2011	Additions	Reductions	Balance June 30, 2012
Current interest bonds -				
Series 2005 B refunding bonds	\$ 14,590,000	\$ -	\$ -	\$ 14,590,000
Capital appreciation bonds -				
Series 2005 B refunding bonds	1,609,916	-	(841,132)	768,784
Capital appreciation bonds -				
Accreted interest	<u>1,492,007</u>	<u>257,165</u>	<u>(868,868)</u>	<u>880,304</u>
Total G.O. bonds	<u>\$ 17,691,923</u>	<u>\$ 257,165</u>	<u>\$ (1,710,000)</u>	<u>\$ 16,239,088</u>

**JACKSON LOCAL SCHOOL DISTRICT
STARK COUNTY, OHIO**

NOTES TO THE BASIC FINANCIAL STATEMENTS
FOR THE FISCAL YEAR ENDED JUNE 30, 2012

NOTE 10 - LONG-TERM OBLIGATIONS - (Continued)

The following is a summary of the future debt service requirements to maturity for the Series 2005B refunding bonds:

Fiscal Year Ending June 30,	Current Interest Bonds			Capital Appreciation Bonds		
	Principal	Interest	Total	Principal	Interest	Total
2013	\$ -	\$ 729,500	\$ 729,500	\$ 768,784	\$ 971,216	\$ 1,740,000
2014	1,880,000	682,500	2,562,500	-	-	-
2015	2,005,000	585,375	2,590,375	-	-	-
2016	2,140,000	481,750	2,621,750	-	-	-
2017	2,245,000	372,125	2,617,125	-	-	-
2018 - 2020	6,320,000	430,250	6,750,250	-	-	-
Total	<u>\$ 14,590,000</u>	<u>\$ 3,281,500</u>	<u>\$ 17,871,500</u>	<u>\$ 768,784</u>	<u>\$ 971,216</u>	<u>\$ 1,740,000</u>

- E. *Series 2007 Refunding Bonds:*** On March 2, 2007, the District issued general obligation bonds (Series 2007 Refunding Bonds) to advance refund \$41,495,000 of the Series 2004 Current Interest General Obligation Bonds. The issuance proceeds were used to purchase securities which were placed in an irrevocable trust to provide resources for all future debt service payments on the refunded debt. This refunded debt is considered defeased (in-substance) and accordingly, has been removed from the statement of net assets.

The refunding issue is comprised of both current interest bonds, par value \$40,295,000, and capital appreciation bonds, par value \$1,199,973. The interest rates on the current interest bonds range from 3.58% to 4.38%. The capital appreciation bonds mature on December 1, 2014 (effective interest rate 19.043%), December 1, 2015 (effective interest rate 19.048%), December 1, 2016 (effective interest rate 19.052%) and December 1, 2017 (effective interest rate 19.055%) at a redemption price equal to 100% of the principal, plus accrued interest to the redemption date. The accreted value at maturity for the capital appreciation bonds is \$6,740,000. Total accreted interest of \$2,035,806 has been included on the statement of net assets. Interest payments of the current interest bonds are due on June 1 and December 1 of each year. The final maturity date stated on the issue is December 1, 2033.

The following is a schedule of activity for fiscal year 2012 on the Series 2007 refunding bonds:

	Balance June 30, 2011	Additions	Reductions	Balance June 30, 2012
Current interest bonds - Series 2007 refunding bonds	\$ 38,465,000	\$ -	\$ (385,000)	\$ 38,080,000
Capital appreciation bonds - Series 2007 refunding bonds	1,199,973	-	-	1,199,973
Capital appreciation bonds - Accreted interest	1,478,594	557,212	-	2,035,806
Total G.O. bonds	<u>\$ 41,143,567</u>	<u>\$ 557,212</u>	<u>\$ (385,000)</u>	<u>\$ 41,315,779</u>

The reacquisition price exceeded the net carrying amount of the old debt by \$2,323,230. This amount is being netted against the new debt and amortized over the remaining life of the refunded debt, which is equal to the life of the new debt issued.

**JACKSON LOCAL SCHOOL DISTRICT
STARK COUNTY, OHIO**

NOTES TO THE BASIC FINANCIAL STATEMENTS
FOR THE FISCAL YEAR ENDED JUNE 30, 2012

NOTE 10 - LONG-TERM OBLIGATIONS - (Continued)

The following is a summary of the future debt service requirements to maturity for the Series 2007 refunding bonds:

Fiscal Year Ending June 30,	Current Interest Bonds			Capital Appreciation Bonds		
	Principal	Interest	Total	Principal	Interest	Total
2013	\$ 400,000	\$ 1,596,292	\$ 1,996,292	\$ -	\$ -	\$ -
2014	415,000	1,579,992	1,994,992	-	-	-
2015	-	1,571,692	1,571,692	389,757	1,295,243	1,685,000
2016	-	1,571,692	1,571,692	322,509	1,362,491	1,685,000
2017	-	1,571,692	1,571,692	266,871	1,418,129	1,685,000
2018 - 2022	7,155,000	7,299,012	14,454,012	220,836	1,464,164	1,685,000
2023 - 2027	10,740,000	5,309,755	16,049,755	-	-	-
2028 - 2032	13,250,000	2,757,614	16,007,614	-	-	-
2033 - 2034	6,120,000	395,676	6,515,676	-	-	-
Total	<u>\$ 38,080,000</u>	<u>\$ 23,653,417</u>	<u>\$ 61,733,417</u>	<u>\$ 1,199,973</u>	<u>\$ 5,540,027</u>	<u>\$ 6,740,000</u>

F. Legal Debt Margin

The Ohio Revised Code provides that voted net general obligation debt of the District shall never exceed 9% of the total assessed valuation of the District. The code further provides that unvoted indebtedness shall not exceed 1/10 of 1% of the property valuation of the District. The code additionally states that unvoted indebtedness related to energy conservation debt shall not exceed 9/10 of 1% of the property valuation of the District. The assessed valuation used in determining the District's legal debt margin has been modified by House Bill 530 which became effective March 30, 2006. In accordance with House Bill 530, the assessed valuation used in the District's legal debt margin calculation excluded tangible personal property used in business, telephone or telegraph property, interexchange telecommunications company property, and personal property owned or leased by a railroad company and used in railroad operations. The effects of these debt limitations at June 30, 2012, are a voted debt margin of \$58,535,108 (including available funds of \$4,299,731) and an unvoted debt margin of \$1,252,268.

NOTE 11 - EMPLOYEE BENEFITS

A. Compensated Absences

The criteria for determining vested vacation and sick leave benefits are derived from negotiated agreements and State laws. Non-certified employees earn 10 to 30 days of vacation per year, depending upon length of service and hours worked. Teachers do not earn vacation time. Administrators are employed to work no more than 226 days per year. Teachers, administrators and non-certified employees earn sick leave at the rate of one and one-fourth days per month up to a maximum of 345 days for both non-certified and certified employees. Upon retirement, non-certified employees and certified employees with less than fifteen years with the District receive payment for one-fourth of the total sick leave accumulation, up to a maximum of 50 days. Upon retirement, non-certified and certified employees with fifteen years or more with the District receive payment for one-fourth of the total sick leave accumulation, up to a maximum of 71 days for certified employees and 71 days for classified employees. In addition, certified and classified employees shall be paid \$10 per day for every day of sick leave accumulated from 200 to 300 days and \$20 per day from 301 days up to a maximum of 350 days.

**JACKSON LOCAL SCHOOL DISTRICT
STARK COUNTY, OHIO**

NOTES TO THE BASIC FINANCIAL STATEMENTS
FOR THE FISCAL YEAR ENDED JUNE 30, 2012

NOTE 11 - EMPLOYEE BENEFITS - (Continued)

B. Retirement Incentive

A one-time retirement bonus in the amount of \$25,000 will be available to certified employees who become first time eligible for retirement or reach 30 years of service under STRS guidelines and retire effective at the end of the school year in which they qualify. If the member fails to take the incentive when first eligible, he/she forfeits the incentive. During fiscal year 2012, two employees took advantage of this incentive.

C. Life Insurance

The District provides life insurance and accidental death and dismemberment insurance to most employees. Life insurance is provided through the Stark County Schools Council of Governments Health Benefits Program.

NOTE 12 - RISK MANAGEMENT

A. Comprehensive

The District maintains comprehensive insurance coverage with private carriers for liability, real property, building contents and vehicles for which the policy period was September 1, 2011 through September 1, 2012. Vehicle policies include liability coverage for bodily injury and property damage. In addition, real property contents are 100% blanket coverage. The following is a description of the District's insurance coverage:

<u>Coverage</u>	<u>Insurer</u>	<u>Limits of Coverage</u>	<u>Deductible</u>
General Liability:	Ohio Casualty		
Each Occurrence		\$1,000,000	\$ 0
General Aggregate		2,000,000	
Products/Complete Operations Aggregate		2,000,000	0
Building and Contents	Ohio Casualty	Replacement cost	5,000
Fleet:	Ohio Casualty		
Auto Liability		1,000,000	0
Uninsured Motorist		50,000	0
Comprehensive			250
Collision			500
Umbrella Liability - Anyone Occurrence	Ohio Casualty	6,000,000	
General Aggregate		6,000,000	10,000
Product/Completed Ops Aggregate		6,000,000	Retention
Employee Benefits Liability	Ohio Casualty		
Each Employee		1,000,000	1,000
Aggregate		3,000,000	
School Leaders Errors and Omissions Liability	Ohio Casualty		
Each Wrongful Act		1,000,000	2,500
Aggregate		1,000,000	

**JACKSON LOCAL SCHOOL DISTRICT
STARK COUNTY, OHIO**

NOTES TO THE BASIC FINANCIAL STATEMENTS
FOR THE FISCAL YEAR ENDED JUNE 30, 2012

NOTE 12 - RISK MANAGEMENT - (Continued)

<u>Coverage</u>	<u>Insurer</u>	<u>Limits of Coverage</u>	<u>Deductible</u>
School Law Enforcement Liability	Ohio Casualty		
Each Wrongful Act		1,000,000	2,500
Aggregate		1,000,000	0
Sexual Misconduct and Molestation Liability	Ohio Casualty		
Each Loss Limit		1,000,000	0
Aggregate		1,000,000	0
Employers Stop GAP Liability	Ohio Casualty		
Bodily Injury by Accident/ Each Accident Limit		1,000,000	0
Bodily Injury by Disease/ Policy Limit		1,000,000	
Bodily Injury by Disease/ Each Employee Limit		1,000,000	
Aggregate Limit		2,000,000	

Settled claims have not exceeded this commercial coverage in any of the past three years. There has been no significant reduction in insurance coverage from last fiscal year.

B. Shared Risk Pool

The District has contracted with the Stark County Schools Council of Governments Health Benefits Program to provide employee medical/surgical and dental benefits. The Stark County Schools Council's Health Benefits Program is a shared risk pool comprised of a 85 member council of which 66 are member school Districts. Rates are set through an annual calculation process. The District pays a monthly contribution which is paid in a common fund from which claim payments are made for all participants regardless of claims flow. The board of directors has the right to return monies to an exiting school district subsequent to the settlements of all expenses and claims. The District pays health premiums of \$1,310.30 for family coverage and \$539.39 for single coverage per employee per month. The District pays dental premiums of \$168.96 for family coverage and \$68.48 for single coverage per employee per month

C. Workers' Compensation

The District participates in the Ohio Association of School Business Officials Workers' Compensation Group Rating Program (the "GRP), a public entity risk pool (See Note 2.A.). The intent of the GRP is to achieve the benefit of a reduced premium for the District by virtue of its grouping and representation with other participants in the GRP. Participants of the GRP are placed in tiers according to their loss history. Participants with low loss histories are rewarded with greater savings than participants with higher loss histories. Each participant pays its workers' compensation premium to the State based on the rate for its GRP tier rather than its individual rate. Participants in the GRP are limited to school districts that can meet the GRP's selection criteria. CompManagement provides administrative, cost control and actuarial service to the GRP.

**JACKSON LOCAL SCHOOL DISTRICT
STARK COUNTY, OHIO**

NOTES TO THE BASIC FINANCIAL STATEMENTS
FOR THE FISCAL YEAR ENDED JUNE 30, 2012

NOTE 13 - PENSION PLANS

A. School Employees Retirement System

Plan Description - The District contributes to the School Employees Retirement System (SERS), a cost-sharing, multiple-employer defined benefit pension plan. SERS provides retirement, disability, survivor benefits, annual cost-of-living adjustments, and death benefits to plan members and beneficiaries. Authority to establish and amend benefits is provided by Chapter 3309 of the Ohio Revised Code. SERS issues a publicly available, stand-alone financial report that includes financial statements and required supplementary information. That report may be obtained by writing to the School Employees Retirement System, 300 East Broad Street, Suite 100, Columbus, Ohio 43215-3746. It is also posted on the SERS' Ohio website, www.ohsers.org, under "Employers/Audit Resources".

Funding Policy - Plan members are required to contribute 10 percent of their annual covered salary and the District is required to contribute at an actuarially determined rate. The current District rate is 14 percent of annual covered payroll. A portion of the District's contribution is used to fund pension obligations with the remainder being used to fund health care benefits. For fiscal year 2012, 12.65 percent and 0.05 percent of annual covered salary was the portion used to fund pension obligations and death benefits, respectively. The contribution requirements of plan members and employers are established and may be amended by the SERS' Retirement Board up to a statutory maximum amount of 10 percent for plan members and 14 percent for employers. Chapter 3309 of the Ohio Revised Code provides statutory authority for member and employer contributions. The District's required contributions for pension obligations and death benefits to SERS for the fiscal years ended June 30, 2012, 2011 and 2010 were \$1,001,411, \$884,240 and \$928,149, respectively; 66.07 percent has been contributed for fiscal year 2012 and 100 percent for fiscal years 2011 and 2010.

B. State Teachers Retirement System of Ohio

Plan Description - The District participates in the State Teachers Retirement System of Ohio (STRS Ohio), a cost-sharing, multiple-employer public employee retirement plan. STRS Ohio provides retirement and disability benefits to members and death and survivor benefits to beneficiaries. STRS Ohio issues a stand-alone financial report that may be obtained by writing to STRS Ohio, 275 E. Broad St., Columbus, OH 43215-3771, by calling (888) 227-7877, or by visiting the STRS Ohio website at www.strsoh.org, under "Publications".

New members have a choice of three retirement plans, a Defined Benefit (DB) Plan, a Defined Contribution (DC) Plan and a Combined Plan. The DB plan offers an annual retirement allowance based on final average salary times a percentage that varies based on years of service, or an allowance based on a member's lifetime contributions and earned interest matched by STRS Ohio funds divided by an actuarially determined annuity factor. The DC Plan allows members to place all their member contributions and employer contributions equal to 10.5 percent of earned compensation into an investment account. Investment decisions are made by the member. A member is eligible to receive a retirement benefit at age 50 and termination of employment. The member may elect to receive a lifetime monthly annuity or a lump sum withdrawal. The Combined Plan offers features of both the DC Plan and the DB Plan. In the Combined Plan, member contributions are invested by the member, and employer contributions are used to fund the defined benefit payment at a reduced level from the regular DB Plan. The DB portion of the Combined Plan payment is payable to a member on or after age 60; the DC portion of the account may be taken as a lump sum or converted to a lifetime monthly annuity at age 50. Benefits are established by Chapter 3307 of the Ohio Revised Code.

**JACKSON LOCAL SCHOOL DISTRICT
STARK COUNTY, OHIO**

NOTES TO THE BASIC FINANCIAL STATEMENTS
FOR THE FISCAL YEAR ENDED JUNE 30, 2012

NOTE 13 - PENSION PLANS - (Continued)

A DB or Combined Plan member with five or more years credited service who becomes disabled may qualify for a disability benefit. Eligible spouses and dependents of these active members who die before retirement may qualify for survivor benefits. Members in the DC Plan who become disabled are entitled only to their account balance. If a member of the DC Plan dies before retirement benefits begin, the member's designated beneficiary is entitled to receive the member's account balance.

Funding Policy - For fiscal year 2012, plan members were required to contribute 10 percent of their annual covered salaries. The District was required to contribute 14 percent; 13 percent was the portion used to fund pension obligations. Contribution rates are established by the State Teachers Retirement Board, upon recommendations of its consulting actuary, not to exceed statutory maximum rates of 10 percent for members and 14 percent for employers. Chapter 3307 of the Ohio Revised Code provides statutory authority for member and employer contributions.

The District's required contributions for pension obligations to STRS Ohio for the fiscal years ended June 30, 2012, 2011 and 2010 were \$2,977,463, \$2,828,903 and \$2,818,070, respectively; 82.98 percent has been contributed for fiscal year 2012 and 100 percent for fiscal years 2011 and 2010. Contributions to the DC and Combined Plans for fiscal year 2012 were \$124,510 made by the District and \$88,936 made by the plan members.

C. Social Security System

Effective July 1, 1991, all employees not otherwise covered by the SERS/STRS Ohio have an option to choose Social Security or the SERS/STRS Ohio. As of June 30, 2012, certain members of the Board of Education have elected Social Security. The District's liability is 6.2 percent of wages paid.

NOTE 14 - POSTEMPLOYMENT BENEFITS

A. School Employees Retirement System

Plan Description - The District participates in two cost-sharing, multiple employer postemployment benefit plans administered by the School Employees Retirement System (SERS) for non-certificated retirees and their beneficiaries, a Health Care Plan and a Medicare Part B Plan. The Health Care Plan includes hospitalization and physicians' fees through several types of plans including HMO's, PPO's, Medicare Advantage, and traditional indemnity plans. A prescription drug program is also available to those who elect health coverage. SERS employs two third-party administrators and a pharmacy benefit manager to manage the self-insurance and prescription drug plans, respectively. The Medicare Part B Plan reimburses Medicare Part B premiums paid by eligible retirees and beneficiaries as set forth in Section 3309.69 of the Ohio Revised Code. Qualified benefit recipients who pay Medicare Part B premiums may apply for and receive a monthly reimbursement from SERS. The reimbursement amount is limited by statute to the lesser of the January 1, 1999 Medicare Part B premium or the current premium. The Medicare Part B premium for calendar year 2011 (latest information available) was \$96.40 for most participants, but could be as high as \$369.10 per month depending on their income and the SERS' reimbursement to retirees was \$45.50. Benefit provisions and the obligations to contribute are established by the System based on authority granted by State statute. The financial reports of both Plans are included in the SERS Comprehensive Annual Financial Report which is available by contacting SERS at 300 East Broad St., Suite 100, Columbus, Ohio 43215-3746. It is also posted on the SERS' Ohio website, www.ohsers.org, under "Employers/Audit Resources".

**JACKSON LOCAL SCHOOL DISTRICT
STARK COUNTY, OHIO**

NOTES TO THE BASIC FINANCIAL STATEMENTS
FOR THE FISCAL YEAR ENDED JUNE 30, 2012

NOTE 14 - POSTEMPLOYMENT BENEFITS - (Continued)

Funding Policy - State statute permits SERS to fund the health care benefits through employer contributions. Each year, after the allocation for statutorily required benefits, the Retirement Board allocates the remainder of the employer contribution of 14 percent of covered payroll to the Health Care Fund. The Health Care Fund was established and is administered in accordance with Internal Revenue Code Section 105(e). For 2012, 0.55 percent of covered payroll was allocated to health care. An additional health care surcharge on employers is collected for employees earning less than an actuarially determined minimum compensation amount, pro-rated according to service credit earned. Statutes provide that no employer shall pay a health care surcharge greater than 2.0 percent of that employer's SERS-covered payroll; nor may SERS collect in aggregate more than 1.5 percent of the statewide SERS-covered payroll for the health care surcharge. For fiscal year 2012, the actuarially determined amount was \$35,800.

Active members do not contribute to the postemployment benefit plans. The Retirement Board establishes the rules for the premiums paid by the retirees for health care coverage for themselves and their dependents or for their surviving beneficiaries. Premiums vary depending on the plan selected, qualified years of service, Medicare eligibility and retirement status.

The District's contributions for health care (including surcharge) for the fiscal years ended June 30, 2012, 2011 and 2010 were \$154,384, \$215,660 and \$173,425, respectively; 66.07 percent has been contributed for fiscal year 2012 and 100 percent for fiscal years 2011 and 2010.

The Retirement Board, acting with advice of the actuary, allocates a portion of the employer contribution to the Medicare B Fund. For fiscal year 2012, this actuarially required allocation was 0.75 percent of covered payroll. The District's contributions for Medicare Part B for the fiscal years ended June 30, 2012, 2011, and 2010 were \$59,138, \$56,903 and \$55,195, respectively; 66.07 percent has been contributed for fiscal year 2012 and 100 percent for fiscal years 2011 and 2010.

B. State Teachers Retirement System of Ohio

Plan Description - The District contributes to the cost sharing, multiple employer defined benefit Health Plan (the "Plan") administered by the State Teachers Retirement System of Ohio (STRS Ohio) for eligible retirees who participated in the defined benefit or combined pension plans offered by STRS Ohio. Benefits include hospitalization, physicians' fees, prescription drugs and reimbursement of monthly Medicare Part B premiums. The Plan is included in the report of STRS Ohio which may be obtained by visiting www.strsoh.org, under "Publications" or by calling (888) 227-7877.

Funding Policy - Ohio law authorizes STRS Ohio to offer the Plan and gives the Retirement Board authority over how much, if any, of the health care costs will be absorbed by STRS Ohio. Active employee members do not contribute to the Plan. All benefit recipients pay a monthly premium. Under Ohio law, funding for post-employment health care may be deducted from employer contributions. For 2012, STRS Ohio allocated employer contributions equal to 1 percent of covered payroll to the Health Care Stabilization Fund. The District's contributions for health care for the fiscal years ended June 30, 2012, 2011 and 2010 were \$229,036, \$217,608 and \$216,775, respectively; 82.98 percent has been contributed for fiscal year 2012 and 100 percent for fiscal years 2011 and 2010.

**JACKSON LOCAL SCHOOL DISTRICT
STARK COUNTY, OHIO**

NOTES TO THE BASIC FINANCIAL STATEMENTS
FOR THE FISCAL YEAR ENDED JUNE 30, 2012

NOTE 15 - BUDGETARY BASIS OF ACCOUNTING

While reporting financial position, results of operations, and changes in fund balance on the basis of generally accepted accounting principles (GAAP), the budgetary basis as provided by law is based upon accounting for certain transactions on a basis of cash receipts and disbursements.

The statement of revenue, expenditures and changes in fund balance - budget and actual (non-GAAP budgetary basis) presented for the general fund is presented on the budgetary basis to provide a meaningful comparison of actual results with the budget. The major differences between the budget basis and the GAAP basis are that:

- (a) Revenues and other financing sources are recorded when received in cash (budget basis) as opposed to when susceptible to accrual (GAAP basis);
- (b) Expenditures and other financing uses are recorded when paid in cash (budget basis) as opposed to when the liability is incurred (GAAP basis);
- (c) In order to determine compliance with Ohio law, and to reserve that portion of the applicable appropriation, total outstanding encumbrances (budget basis) are recorded as the equivalent of an expenditure, as opposed to assigned or committed fund balance for that portion of outstanding encumbrances not already recognized as an account payable (GAAP basis);
- (d) Advances-in and advances-out are operating transactions (budget basis) as opposed to balance sheet transactions (GAAP basis); and,
- (e) Some funds are included in the general fund (GAAP basis), but have separate legally adopted budgets (budget basis).

The adjustments necessary to convert the results of operations for the year on the budget basis to the GAAP basis for the general fund is as follows:

Net Change in Fund Balance

	<u>General fund</u>
Budget basis	\$ 660,133
Net adjustment for revenue accruals	(2,575,264)
Net adjustment for expenditure accruals	1,030,188
Net adjustment for other sources/uses	97,573
Funds budgeted elsewhere	23,756
Adjustment for encumbrances	758,973
GAAP basis	\$ (4,641)

Certain funds that are legally budgeted in separate special revenue funds are considered part of the general fund on a GAAP basis. This includes the special trust fund, uniform school supplies fund, rotary fund, adult education fund and the public school support fund.

**JACKSON LOCAL SCHOOL DISTRICT
STARK COUNTY, OHIO**

**NOTES TO THE BASIC FINANCIAL STATEMENTS
FOR THE FISCAL YEAR ENDED JUNE 30, 2012**

NOTE 16 - CONTINGENCIES

A. Grants and ADM

The Auditor of State is currently performing a statewide review of supporting documentation for student attendance data reported to the Ohio Department of Education. The results of this review are still pending and will be reported separately to the Ohio Department of Education at a later date.

The District received financial assistance from federal and State agencies in the form of grants. The expenditure of funds received under these programs generally requires compliance with terms and conditions specified in the grant agreements and is subject to audit by the grantor agencies. Any disallowed claims resulting from such audits could become a liability of the general fund or other applicable funds. This also encompasses the Auditor of State's ongoing review of student attendance data. However, the effect of any such disallowed claims on the overall financial position of the District at June 30, 2012, if applicable, cannot be determined at this time.

B. Litigation

The District is not party to legal proceedings at June 30, 2012.

NOTE 17 - SET-ASIDES

The District is required by State law to annually set-aside certain general fund revenue amounts, as defined by statutory formula, for the acquisition and construction of capital improvements. Amounts not spent by the end of the fiscal year or offset by similarly restricted resources received during the year must be held in cash at fiscal year-end. This amount must be carried forward to be used for the same purpose in future years. Expenditures exceeding the set-aside requirement may not be carried forward to the next fiscal year.

**JACKSON LOCAL SCHOOL DISTRICT
STARK COUNTY, OHIO**

NOTES TO THE BASIC FINANCIAL STATEMENTS
FOR THE FISCAL YEAR ENDED JUNE 30, 2012

NOTE 17 - SET-ASIDES - (Continued)

The following cash-basis information describes the change in the fiscal year-end set-aside amount for capital improvements. Disclosure of this information is required by State statute.

	<u>Capital Improvements</u>
Set-aside balance June 30, 2011	\$ -
Current year set-aside requirement	982,344
Contributions in excess of the current fiscal year set-aside requirement	-
Current year qualifying expenditures	-
Excess qualified expenditures from prior years	-
Current year offsets	(1,339,373)
Waiver granted by ODE	-
Prior year offset from bond proceeds	-
Total	<u>\$ (357,029)</u>
Balance carried forward to fiscal year 2013	<u>\$ -</u>
Set-aside balance June 30, 2012	<u>\$ -</u>

NOTE 18 - CONTRACTUAL COMMITMENTS

As of June 30, 2012, the District had the following contractual commitments outstanding:

<u>Vendor</u>	<u>Total Contract</u>	<u>Amount Paid</u>	<u>Remaining Commitment June 30, 2012</u>
Tremco, Inc.	\$ 220,842	\$ -	\$ 220,842
One Floor Company	24,000	-	24,000
Wayne Refrigeration and Air	5,738	-	5,738
Ralph Betz and Sons	5,500	-	5,500
Carpenter Sealer Company, Inc.	25,000	-	25,000
Buckeye Bleacher Repair	8,840	-	8,840
Canton Floors, Inc.	22,080	-	22,080
Vasco Asphalt	162,056	-	162,056
Johnson Controls, Inc.	<u>1,940,589</u>	<u>(1,659,372)</u>	<u>281,217</u>
Total	<u>\$ 2,414,645</u>	<u>\$ (1,659,372)</u>	<u>\$ 755,273</u>

**JACKSON LOCAL SCHOOL DISTRICT
STARK COUNTY, OHIO**

NOTES TO THE BASIC FINANCIAL STATEMENTS
FOR THE FISCAL YEAR ENDED JUNE 30, 2012

NOTE 19 - OTHER COMMITMENTS

The District utilizes encumbrance accounting as part of its budgetary controls. Encumbrances outstanding at year-end may be reported as part of restricted, committed, or assigned classifications of fund balance. At year end, the District's commitments for encumbrances in the governmental funds were as follows:

<u>Fund Type</u>	<u>Year-End Encumbrances</u>
General fund	\$ 519,463
Other governmental	<u>498,981</u>
Total	<u>\$ 1,018,444</u>

**JACKSON LOCAL SCHOOL DISTRICT
STARK COUNTY**

**FEDERAL AWARDS RECEIPTS AND EXPENDITURES SCHEDULE
FOR THE YEAR ENDED JUNE 30, 2012**

FEDERAL GRANTOR <i>Pass Through Grantor</i>	Pass Through Entity Number	Federal CFDA Number	Receipts	Non-Cash Receipts	Expenditures	Non-Cash Expenditures
Program Title						
U.S. DEPARTMENT OF AGRICULTURE						
<i>Passed Through Ohio Department of Education</i>						
Child Nutrition Cluster:						
School Breakfast Program	049858-3L70-2011	10.553	\$21,991		\$21,991	
National School Lunch Program	049858-3L60-2011	10.555	382,172	\$94,415	382,172	\$94,415
Total			<u>404,163</u>	<u>94,415</u>	<u>404,163</u>	<u>94,415</u>
Total U.S. Department of Agriculture/ Nutrition Cluster			<u>404,163</u>	<u>94,415</u>	<u>404,163</u>	<u>94,415</u>
U.S. DEPARTMENT OF EDUCATION						
<i>Passed Through Ohio Department of Education</i>						
Title I Grants to Local Educational Agencies Cluster:						
Title I Grants to Local Educational Agencies	049858-3M00-2011	84.010	12,679		40,611	
Title I Grants to Local Educational Agencies	049858-3M00-2012	84.010	332,886		325,286	
ARRA - Title I Grants to Local Educational Agencies	049058-3DK0-2011	84.389	9,528		17,790	
Total Title I Grants to Local Educational Agencies			<u>355,093</u>		<u>383,687</u>	
Special Education Cluster:						
Special Education Grants to States	049858-3M20-2011	84.027	53,427		114,701	
Special Education Grants to States	049858-3M20-2012	84.027	787,272		766,516	
ARRA - Special Education Grants to States	049858-3DJ0-2011	84.391			2,693	
Total Special Education Cluster			<u>840,699</u>		<u>883,910</u>	
English Language Acquisition Grants	049858-3Y70-2012	84.365	24,866		24,866	
ARRA-Race to the Top	049858-3FD0-2011	84.395A	13,177		15,797	
ARRA-Race to the Top	049858-3FD0-2012	84.395A	45,303		62,268	
ARRA-Innovative Race to the Top	049858-3FD0-2012	84.395A	185,076		181,792	
ARRA-Ohio Resident Educator Program	049858-3FD0-2012	84.395A			4,900	
ARRA-Peer Assistance and Review	049858-3FD0-2012	84.395A	6,743		6,755	
Total ARRA - Race to the Top			<u>250,299</u>		<u>271,512</u>	
Education Jobs	049858-3ET0-2012	84.410	250,087		243,673	
Educational Technology State Grants	049858-3S20-2012	84.318	1,423		2,871	
Improving Teacher Quality State Grants	049858-3Y60-2011	84.367	5,215		13,610	
Improving Teacher Quality State Grants	049858-3Y60-2012	84.367	98,124		97,606	
Total Improving Teacher Quality State Grants			<u>103,339</u>		<u>111,216</u>	
ARRA - Fiscal Stabilization Fund	049858-GRF-2011	84.394			25,110	
Total Passed Through Ohio Department of Education			<u>1,825,806</u>		<u>1,946,845</u>	
<i>Passed Through Plain Local School District</i>						
Vocational Education Basic Grants to States	N/A	84.048	38,787		38,787	
Total U.S. Department of Education			<u>1,864,593</u>		<u>1,985,632</u>	
Total Federal Financial Assistance			<u>\$2,268,756</u>	<u>\$94,415</u>	<u>\$2,389,795</u>	<u>\$94,415</u>

The accompanying notes are an integral part of this schedule.

**JACKSON LOCAL SCHOOL DISTRICT
STARK COUNTY**

**NOTES TO THE FEDERAL AWARDS RECEIPTS AND EXPENDITURES SCHEDULE
FISCAL YEAR ENDED JUNE 30, 2012**

NOTE A - SIGNIFICANT ACCOUNTING POLICIES

The accompanying Federal Awards Receipts and Expenditures Schedule (the Schedule) reports the Jackson Local School District (the District's) federal award programs' receipts and disbursements. The Schedule has been prepared on the cash basis of accounting.

NOTE B - CHILD NUTRITION CLUSTER

The District commingles cash receipts from the U.S. Department of Agriculture with similar State grants. When reporting expenditures on this Schedule, the District assumes it expends federal monies first.

NOTE C – FOOD DONATION PROGRAM

The District reports commodities consumed on the Schedule at the entitlement value. The District allocated donated food commodities to the respective program that benefitted from the use of those donated food commodities.

NOTE D - TRANSFERS BETWEEN PROGRAM YEARS

The District generally must spend Federal assistance within 15 months of receipt. However, with Ohio Department of Education (ODE) approval, a School can transfer (carryover) unspent Federal assistance to the succeeding year, thus allowing the School a total of 27 months to spend the assistance. During fiscal year 2012, the District requested the Ohio Department of Education to authorize the following transfers:

<u>Program Title</u>	<u>CFDA Number</u>	<u>Amount Transferred from 2012 to 2013</u>
ARRA-Race to the Top	84.395	\$4,953
Title I Grants to Local Educational Agencies	84.010	42,079
Special Education Grants to States (IDEA-B)	84.027	93



Dave Yost • Auditor of State

INDEPENDENT ACCOUNTANTS' REPORT ON INTERNAL CONTROL OVER FINANCIAL REPORTING AND ON COMPLIANCE AND OTHER MATTERS REQUIRED BY *GOVERNMENT AUDITING STANDARDS*

Jackson Local School District
Stark County
7602 Fulton Drive NW
Massillon, Ohio 44646

To the Board of Education:

We have audited the financial statements of the governmental activities, each major fund, and the aggregate remaining fund information of Jackson Local School District, Stark County, Ohio (the District) as of and for the year ended June 30, 2012, which collectively comprise the District's basic financial statements and have issued our report thereon dated October 30, 2012. We conducted our audit in accordance with auditing standards generally accepted in the United States of America and the standards applicable to financial audits contained in the Comptroller General of the United States' *Government Auditing Standards*.

Internal Control Over Financial Reporting

In planning and performing our audit, we considered the District's internal control over financial reporting as a basis for designing our audit procedures for the purpose of expressing our opinions on the financial statements, but not for the purpose of opining on the effectiveness of the District's internal control over financial reporting. Accordingly, we have not opined on the effectiveness of the District's internal control over financial reporting.

A *deficiency in internal control* exists when the design or operation of a control does not allow management or employees, when performing their assigned functions, to prevent, or detect and timely correct misstatements. A *material weakness* is a deficiency, or combination of internal control deficiencies resulting in more than a reasonable possibility that a material misstatement of the District's financial statements will not be prevented, or detected and timely corrected.

Our consideration of internal control over financial reporting was for the limited purpose described in the first paragraph of this section and was not designed to identify all deficiencies in internal control over financial reporting that might be deficiencies, significant deficiencies or material weaknesses. We did not identify any deficiencies in internal control over financial reporting that we consider material weaknesses, as defined above.

Compliance and Other Matters

As part of reasonably assuring whether the District's financial statements are free of material misstatement, we tested its compliance with certain provisions of laws, regulations, contracts, and grant agreements, noncompliance with which could directly and materially affect the determination of financial statement amounts. However, providing an opinion on compliance with those provisions was not an objective of our audit and accordingly, we do not express an opinion. The results of our tests disclosed no instances of noncompliance or other matters we must report under *Government Auditing Standards*.

We intend this report solely for the information and use of management, audit committee, Board of Education, federal awarding agencies and pass-through entities, and others within the District. We intend it for no one other than these specified parties.

A handwritten signature in black ink that reads "Dave Yost". The signature is written in a cursive, flowing style.

Dave Yost
Auditor of State

October 30, 2012



Dave Yost • Auditor of State

INDEPENDENT ACCOUNTANTS' REPORT ON COMPLIANCE WITH REQUIREMENTS APPLICABLE TO EACH MAJOR FEDERAL PROGRAM AND ON INTERNAL CONTROL OVER COMPLIANCE REQUIRED BY OMB CIRCULAR A-133

Jackson Local School District
Stark County
7602 Fulton Drive NW
Massillon, Ohio 44646

To the Board of Education:

Compliance

We have audited the compliance of Jackson Local School District, Stark County, Ohio (the District) with the types of compliance requirements described in the U.S. Office of Management and Budget (OMB) *Circular A-133, Compliance Supplement* that could directly and materially affect each of Jackson Local School District's major federal programs for the year ended June 30, 2012. The *summary of auditor's results* section of the accompanying schedule of findings identifies the District's major federal programs. The District's management is responsible for complying with the requirements of laws, regulations, contracts, and grants applicable to each major federal program. Our responsibility is to opine on the District's compliance based on our audit.

Our compliance audit followed auditing standards generally accepted in the United States of America; the standards applicable to financial audits included in the Comptroller General of the United States' *Government Auditing Standards*; and OMB Circular A-133, *Audits of States, Local Governments, and Non-Profit Organizations*. These standards and OMB Circular A-133 require that we plan and perform the audit to reasonably assure whether noncompliance occurred with the compliance requirements referred to above that could directly and materially affect a major federal program. An audit includes examining, on a test basis, evidence about the District's compliance with these requirements and performing other procedures we considered necessary in the circumstances. We believe our audit provides a reasonable basis for our opinion. Our audit does not provide a legal determination on the District's compliance with these requirements.

In our opinion, the Jackson Local School District complied, in all material respects, with the requirements referred to above that could directly and materially affect each of its major federal programs for the year ended June 30, 2012.

Internal Control Over Compliance

The District's management is responsible for establishing and maintaining effective internal control over compliance with the requirements of laws, regulations, contracts, and grants applicable to federal programs. In planning and performing our audit, we considered the District's internal control over compliance with requirements that could directly and materially affect a major federal program, to determine our auditing procedures for the purpose of opining on compliance and to test and report on internal control over compliance in accordance with OMB Circular A-133, but not for the purpose of opining on the effectiveness of internal control over compliance. Accordingly, we have not opined on the effectiveness of the District's internal control over compliance.

A deficiency in internal control over compliance exists when the design or operation of a control over compliance does not allow management or employees, when performing their assigned functions, to prevent, or to timely detect and correct, noncompliance with a federal program compliance requirement. A *material weakness in internal control over compliance* is a deficiency, or combination of deficiencies, in internal control over compliance, such that there is a reasonable possibility that material noncompliance with a federal program compliance requirement will not be prevented, or timely detected and corrected.

Our consideration of internal control over compliance was for the limited purpose described in the first paragraph of this section and would not necessarily identify all deficiencies in internal control over compliance that might be deficiencies, significant deficiencies or material weaknesses. We did not identify any deficiencies in internal control over compliance that we consider to be material weaknesses, as defined above.

We intend this report solely for the information and use of the management, audit committee, Board of Education, others within the entity, federal awarding agencies, and pass-through entities. It is not intended for anyone other than these specified parties.

A handwritten signature in black ink that reads "Dave Yost". The signature is written in a cursive style with a large, looping "D" and "Y".

Dave Yost
Auditor of State

October 30, 2012

**JACKSON LOCAL SCHOOL DISTRICT
STARK COUNTY**

**SCHEDULE OF FINDINGS
OMB CIRCULAR A -133 § .505
JUNE 30, 2012**

1. SUMMARY OF AUDITOR'S RESULTS

<i>(d)(1)(i)</i>	Type of Financial Statement Opinion	Unqualified
<i>(d)(1)(ii)</i>	Were there any material control weaknesses reported at the financial statement level (GAGAS)?	No
<i>(d)(1)(ii)</i>	Were there any significant deficiencies in internal control reported at the financial statement level (GAGAS)?	No
<i>(d)(1)(iii)</i>	Was there any reported material noncompliance at the financial statement level (GAGAS)?	No
<i>(d)(1)(iv)</i>	Were there any material internal control weaknesses reported for major federal programs?	No
<i>(d)(1)(iv)</i>	Were there any significant deficiencies in internal control reported for major federal programs?	No
<i>(d)(1)(v)</i>	Type of Major Programs' Compliance Opinion	Unqualified
<i>(d)(1)(vi)</i>	Are there any reportable findings under § .510(a)?	No
<i>(d)(1)(vii)</i>	Major Programs (list):	Child Nutrition Cluster CFDA #10.553 & 10.555 ARRA-Race to the Top CFDA #84.395A
<i>(d)(1)(viii)</i>	Dollar Threshold: Type A/B Programs	Type A: > \$ 300,000 Type B: all others
<i>(d)(1)(ix)</i>	Low Risk Auditee?	Yes

**2. FINDINGS RELATED TO THE FINANCIAL STATEMENTS
REQUIRED TO BE REPORTED IN ACCORDANCE WITH GAGAS**

None

3. FINDINGS AND QUESTIONED COSTS FOR FEDERAL AWARDS

None

This page intentionally left blank.



Dave Yost • Auditor of State

JACKSON LOCAL SCHOOL DISTRICT

STARK COUNTY

CLERK'S CERTIFICATION

This is a true and correct copy of the report which is required to be filed in the Office of the Auditor of State pursuant to Section 117.26, Revised Code, and which is filed in Columbus, Ohio.

Susan Babbitt

CLERK OF THE BUREAU

CERTIFIED
NOVEMBER 27, 2012