



Balestra, Harr & Scherer, CPAs, Inc.

Accounting, Auditing and Consulting Services for Federal, State and Local Governments

www.bhscpas.com

HORIZON SCIENCE ACADEMY OF SPRINGFIELD
LUCAS COUNTY

SINGLE AUDIT

For the Year Ended June 30, 2011
Fiscal Year Audited Under GAGAS: 2011



Dave Yost • Auditor of State

Board of Directors
Horizon Science Academy of Springfield
630 South Reynolds Road
Toledo, Ohio 43615

We have reviewed the *Independent Auditor's Report* of the Horizon Science Academy of Springfield, Lucas County, prepared by Balestra, Harr & Scherer, CPAs, Inc., for the audit period July 1, 2010 through June 30, 2011. Based upon this review, we have accepted these reports in lieu of the audit required by Section 117.11, Revised Code. The Auditor of State did not audit the accompanying financial statements and, accordingly, we are unable to express, and do not express an opinion on them.

Our review was made in reference to the applicable sections of legislative criteria, as reflected by the Ohio Constitution, and the Revised Code, policies, procedures and guidelines of the Auditor of State, regulations and grant requirements. The Horizon Science Academy of Springfield is responsible for compliance with these laws and regulations.

A handwritten signature in black ink that reads "Dave Yost".

Dave Yost
Auditor of State

April 3, 2012

This page intentionally left blank.

HORIZON SCIENCE ACADEMY OF SPRINGFIELD
YEAR ENDED JUNE 30, 2011

TABLE OF CONTENTS

<u>TITLE</u>	<u>PAGE</u>
Independent Auditor's Report	1-2
Management's Discussion and Analysis	3-6
Financial Statements:	
Statement of Net Assets	7
Statement of Revenues, Expenses, and Change in Net Assets.....	8
Statement of Cash Flows.....	9
Notes to the Basic Financial Statements.....	10-21
Schedule of Federal Awards Receipts and Expenditures	22
Notes to the Schedule of Federal Awards Receipts and Expenditures	23
Report on Internal Control over Financial Reporting and on Compliance and Other Matters Required by <i>Government Auditing Standards</i>	24-25
Report on Compliance With Requirements Applicable to Each Major Federal Program and on Internal Control Over Compliance Required by OMB Circular A-133	26-27
Schedule of Findings – OMB Circular A-133 §.505	28-29
Independent Auditor's Report on Applying Agreed Upon Procedures	30

This page intentionally left blank.



Balestra, Harr & Scherer, CPAs, Inc.

Accounting, Auditing and Consulting Services for Federal, State and Local Governments

www.bhscpas.com

Independent Auditor's Report

Members of the Board
Horizon Science Academy of Springfield
Lucas County
630 South Reynolds Road
Toledo, Ohio 43615

We have audited the accompanying financial statements of the business-type activities of the Horizon Science Academy of Springfield, Lucas County, Ohio, (the Academy) as of and for the year ended June 30, 2011, as listed in the table of contents. These financial statements are the responsibility of the Academy's management. Our responsibility is to express an opinion on these financial statements based on our audit.


We conducted our audit in accordance with auditing standards generally accepted in the United States of America and the standards applicable to financial audits contained in the Comptroller General of the United States' *Government Auditing Standards*. Those standards require that we plan and perform the audit to reasonably assure whether the financial statements are free of material misstatement. An audit includes examining, on a test basis, evidence supporting the amounts and disclosures in the financial statements. An audit also includes assessing the accounting principles used and significant estimates made by management, as well as evaluating the overall financial statement presentation. We believe our audit provides a reasonable basis for our opinion.

In our opinion, the financial statements referred to above present fairly, in all material respects, the financial position of the business-type activities of the Horizon Science Academy of Springfield, Lucas County, Ohio, as of June 30, 2011, and the change in financial position and cash flows for the year ended in conformity with accounting principles generally accepted in the United States of America.

In accordance with *Government Auditing Standards*, we have also issued our report dated January 30, 2012, on our consideration of the Academy's internal control over financial reporting and our tests of its compliance with certain provisions of laws, regulations, contracts and grant agreements and other matters. While we did not opine on the internal control over financial reporting or on compliance, that report describes the scope of our testing of internal control over financial reporting and compliance, and the results of that testing. That report is an integral part of an audit performed in accordance with *Government Auditing Standards*. You should read it in conjunction with this report in assessing the results of our audit.

Accounting principles generally accepted in the United States of America require this presentation to include Management's discussion and analysis, as listed in the table of contents, to supplement the basic financial statements. Although this information is not part of the basic financial statements, the Governmental Accounting Standards Board considers it essential for placing the basic financial statements in an appropriate operational, economic, or historical context. We have applied certain limited procedures to the required supplementary information in accordance with auditing standards generally accepted in the United States of America, which consisted of inquiries of management about the methods of preparing the information and comparing the information for consistency with management's responses to our inquiries, the basic financial statements, and other knowledge we obtained during our audit of the basic financial statements. We do not express an opinion or provide any assurance on the information because the limited procedures do not provide us with sufficient evidence to express an opinion or provide any other assurance.

We conducted our audit to opine on the financial statements that collectively comprise the Academy's basic financial statements taken as a whole. The Schedule of Federal Awards Receipts and Expenditures provides additional information required by the U.S. Office of Management and Budget Circular A-133, *Audits of States, Local Governments, and Non-Profit Organizations*, and is not a required part of the basic financial statements. The Schedule of Federal Awards Receipts and Expenditures is management's responsibility, and was derived from and relates directly to the underlying accounting and other records used to prepare the basic financial statements. This schedule was subject to the auditing procedures we applied to the basic financial statements. We also applied certain additional procedures, including comparing and reconciling this information directly to the underlying accounting and other records used to prepare the basic financial statements or to the basic financial statements themselves, in accordance with auditing standards generally accepted in the United States of America. In our opinion, this information is fairly stated in all material respects in relation to the basic financial statements taken as a whole.



Balestra, Harr & Scherer, CPAs, Inc.
January 30, 2012

Horizon Science Academy of Springfield
Management's Discussion and Analysis
For the Fiscal Year Ended June 30, 2011
(Unaudited)

The discussion and analysis of Horizon Science Academy Springfield's (the Academy) financial performance provides an overall review of the financial activities for the fiscal year ended June 30, 2011. Readers should also review the financial statements and notes to enhance their understanding of the Academy's financial performance.

Financial Highlights

Key financial highlights for fiscal year 2011 are as follows:

- Total assets were \$370,158.
- Total liabilities were \$189,815.
- Total net assets increased \$33,715

Using this Financial Report

This report consists of three parts: the MD&A, the basic financial statements, and notes to those statements. The basic financial statements include a statement of net assets, a statement of revenues, expenses and change in net assets, and a statement of cash flows.

Reporting the Academy as a Whole

One of the most important questions asked about the Academy is, "As a whole, what is the Academy's financial condition as a result of the year's activities?" The statement of net assets and the statement of revenues, expenses and change in net assets, which appear first in the Academy's financial statements, report information on the Academy as a whole and its activities in a way that helps you answer this question. We prepare these statements to include all assets and liabilities, using the accrual basis of accounting, which is similar to the accounting used by most private-sector companies. All of the current year's revenues and expenses are taken into account regardless of when the cash is received or paid.

These two statements report the Academy's net assets – the difference between assets and liabilities, as reported in the statement of net assets – as one way to measure the Academy's financial health or financial position. Over time, increases or decreases in the Academy's net assets – as reported in the statement of revenues, expenses and change in net assets – are indicators of whether its financial health is improving or deteriorating. The relationship between revenues and expenses is the Academy's operating results. However, the Academy's goal is to provide services to our students, not to generate profits as commercial entities do. One must consider many other non-financial factors, such as the quality of the education provided and the safety of the Academy, to assess the overall health of the Academy.

The statement of net assets and the statement of revenues, expenses and change in net assets report the activities of the Academy, which encompass all the Academy's services, including instruction, supporting services, community services, and food services. Unrestricted state aid and state and federal grants finance most of these activities.

Horizon Science Academy of Springfield
Management's Discussion and Analysis
For the Fiscal Year Ended June 30, 2011
(Unaudited)

Table 1 provides a comparison of net assets as of June 30, 2011 with net assets as of June 30, 2010.

Table 1

Net Assets		
	2011	2010*
<u>Assets</u>		
Current and Other Assets	\$214,776	\$113,851
Capital Assets, Net	155,382	191,525
Total Assets	370,158	305,376
<u>Liabilities</u>		
Current Liabilities	185,875	152,089
Non-Current Liabilities	3,940	6,658
Total Liabilities	189,815	158,747
<u>Net Assets</u>		
Invested in Capital Assets	148,724	182,337
Unrestricted	31,619	(35,708)
Total Net Assets	\$180,343	\$146,629

*As restated, see Note 17.

Total assets increased \$64,782. This is due mainly to an increase in student enrollment. Capital assets decreased by \$36,143. This is due mainly to a decrease in capital assets, net of accumulated depreciation. This is due to depreciation expense of \$66,595 and deletion of assets in the amount of \$4,786. Intergovernmental receivables decreased by \$25,747. Total liabilities increased \$31,068. This is due to an increase in accounts payable of \$6,549 and an increase in accrued wages and benefits payable of \$27,048.

Horizon Science Academy of Springfield
Management's Discussion and Analysis
For the Fiscal Year Ended June 30, 2011
(Unaudited)

Table 2 shows the changes in net assets for the fiscal years 2011 and 2010.

Table 2

	2011	2010*
OPERATING REVENUES:		
Foundation payments	\$1,775,851	\$1,609,515
Food services	4,849	2,802
Classroom fees	6,610	1,552
Extracurricular activities	6,654	4,423
Donated management fee	325	40,658
Other revenue	4,969	7,729
Total operating revenues	1,799,258	1,666,679
OPERATING EXPENSES:		
Salaries	951,201	851,418
Fringe benefits	279,606	235,442
Purchased services	943,347	905,299
Materials and supplies	136,674	79,806
Depreciation	66,595	55,702
Miscellaneous	44,624	41,632
Total operating expenses	2,422,047	2,169,299
Operating loss	(622,789)	(502,620)
NON-OPERATING REVENUES (EXPENSES):		
Interest expense	(578)	(755)
Contributions and donations	0	12,500
Restricted grants in aid - federal	649,273	637,017
Restricted grants in aid - state	7,808	7,175
Total non-operating revenues (expenses)	656,503	655,937
Change in net assets	33,714	153,317
Net assets, beginning of year	149,629	(6,688)
Net assets, end of year	180,343	\$146,629

See accompanying notes to the basic financial statements.

*As restated, see Note 17.

Foundation support and Federal grants increased \$166,336 and \$12,256, respectively, primarily due to an increase in enrollment. Donated management fees decreased \$40,333 due to more payments to Concept Schools in 2011 as compared to 2010. Salaries and benefits increased \$99,783 due to increases in student enrollment and increase in pay rates and benefits costs. Purchased services increased \$38,048 due primarily to higher pupil transportation and utility costs.

Horizon Science Academy of Springfield
Management's Discussion and Analysis
For the Fiscal Year Ended June 30, 2011
(Unaudited)

Foundation support is the primary support of the Academy, comprising 99% of operating revenue and 72% of total revenues. The Academy also received a significant portion of federal grants and in-kind contributions, which represent 26% and 1% of total revenue, respectively. Salaries and benefits comprise the largest portion of operating expenses, representing 51% of total expenses. Purchased services also represent a large portion of operating expenses, or 39%. Net assets increased \$33,714, resulting from revenues in excess of expenses.

Capital Assets

At the end of fiscal year 2011 the Academy had \$155,382, invested in furniture, fixtures and equipment, computers and other electronic equipment, and leasehold improvements (net of \$149,422 in accumulated depreciation). Table 3 shows fiscal year 2011 and fiscal year 2010:

	Balance July 1, 2010	Additions	Deletions	Ending June 30, 2011
Furniture and Equipment	\$274,352	\$30,452	\$0	\$304,804
Leasehold Improvements	4,786	0	4,786	0
Total Fixed Assets	279,138	30,452	4,786	304,804
Less: Accumulated Depreciation				
Furniture and Equipment	(84,424)	(64,998)	0	(149,422)
Leasehold Improvements	(3,189)	(1,597)	4,786	0
Total Accumulated Depreciation	(87,613)	(66,595)	4,786	(149,422)
Net Fixed Assets	\$191,525	(\$36,143)	\$0	\$155,382

For more information on capital assets see Note 4 to the basic financial statements.

Debt

The Academy also entered into a capital lease in November 2008 for a copier machine. Table 4 shows fiscal year 2011 and fiscal year 2010:

	2011	2010
Capital Lease	\$6,658	\$9,188
Total	\$6,658	\$9,188

For more information on the Academy's debt see Note 10 to the basic financial statements.

Contacting the School's Financial Management

This financial report is designed to provide our citizens, taxpayers, and creditors with a general overview of the Academy's finances. Questions concerning any of the information in this report or requests for additional information should be directed to Ramazan Celep, Treasurer, Horizon Science Academy of Springfield, Inc., 630 S. Reynolds Road, Toledo, Ohio 43615-6314.

Horizon Science Academy Springfield
Statement of Net Assets
For the Fiscal Year Ended June 30, 2011

ASSETS:

Current Assets:

Cash and cash equivalents	<u>\$214,776</u>
Total current assets	<u>214,776</u>

Noncurrent Assets:

Depreciable capital assets (Net of Accumulated Depreciation)	<u>155,382</u>
Total assets	<u>\$370,158</u>

LIABILITIES:

Current Liabilities:

Accounts payable	\$77,949
Accrued wages and benefits payable	<u>105,208</u>
Total current liabilities	<u>183,157</u>

Non-Current Liabilities:

Due within one year	2,718
Due in more than one year	<u>3,940</u>
Total non-current current liabilities	<u>6,658</u>

Total liabilities	<u>\$189,815</u>
-------------------	------------------

NET ASSETS:

Invested in capital assets, net of related debt	\$148,724
Unrestricted (deficit)	<u>31,619</u>
Total net assets	<u>\$180,343</u>

See accompanying notes to the basic financial statements.

Horizon Science Academy Springfield
Statement of Revenues, Expenses and Change in Net Assets
For the Fiscal Year Ended June 30, 2011

OPERATING REVENUES:	
Foundation payments	\$1,775,851
Food services	4,849
Classroom fees	6,610
Extracurricular activities	6,654
Donated management fee	325
Other revenue	4,969
Total operating revenues	1,799,258
 OPERATING EXPENSES:	
Salaries	951,201
Fringe benefits	279,606
Purchased services	943,347
Materials and supplies	136,673
Depreciation	66,595
Miscellaneous	44,624
Total operating expenses	2,422,046
Operating loss	(622,788)
 NON-OPERATING REVENUES (EXPENSES):	
Interest expense	(578)
Restricted grants in aid - federal	649,272
Restricted grants in aid - state	7,808
Total non-operating revenues (expenses)	656,502
Change in net assets	33,714
Net assets, beginning of year; Restated, see Note 17	146,629
Net assets, end of year	\$180,343

See accompanying notes to the basic financial statements.

Horizon Science Academy Springfield
Statement of Cash Flows
For the Fiscal Year Ended June 30, 2011

DECREASE IN CASH AND CASH EQUIVALENTS

CASH FLOWS FROM OPERATING ACTIVITIES:

Cash received from State of Ohio	\$1,776,175
Cash received from other operating revenues	23,083
Cash payments to suppliers for goods and services	(1,072,320)
Cash payments to employees for services and benefits	(1,203,758)
Other cash payments	(44,624)
Net cash used for operating activities	<u>(521,444)</u>

CASH FLOWS FROM NONCAPITAL FINANCING ACTIVITIES:

Federal grants received	675,019
State grants received	7,808
Net cash provided by noncapital financing activities	<u>682,827</u>

CASH FLOWS FROM CAPITAL AND RELATED FINANCING ACTIVITIES:

Principal paid on capital lease payable	(2,530)
Interest paid on capital lease payable	(578)
Payment for capital acquisitions	(30,452)
Net cash used for capital and related financing activities	<u>(33,560)</u>
Net decrease in cash and cash equivalents	127,823
Cash and cash equivalents at beginning of year	86,953
Cash and cash equivalents at end of year	<u><u>\$214,776</u></u>

RECONCILIATION OF OPERATING LOSS TO NET CASH USED FOR OPERATING ACTIVITIES

Operating loss	(\$622,788)
----------------	-------------

ADJUSTMENTS TO RECONCILE OPERATING LOSS TO NET CASH USED FOR OPERATING ACTIVITIES:

Depreciation	66,595
Changes in Assets and Liabilities:	
Decrease in prepaid expenses	1,151
Increase in accounts payable	6,549
Increase in accrued wages and benefits payable	27,049
Total adjustments	<u>101,344</u>

Net cash used for operating activities	<u><u>(\$521,444)</u></u>
--	---------------------------

NONCASH TRANSACTIONS:

Donated management fee	\$325
Purchased services	325

See accompanying notes to the basic financial statements.

Horizon Science Academy of Springfield
Notes to the Basic Financial Statements
For the Fiscal Year Ended June 30, 2011

1. DESCRIPTION OF THE ACADEMY AND REPORTING ENTITY

Horizon Science Academy of Springfield, Inc. (the Academy), is a nonprofit corporation established pursuant to Ohio Revised Code Chapters 3314 and 1702 to address the needs of students in grades K through eight in Toledo. The Academy, which is part of the State's education program, is independent of any Academy and is nonsectarian in its programs, admission policies, employment practices, and all other operations.

The Academy may sue and be sued, acquire facilities as needed, and contract for any services necessary for the operation of the Academy. The Academy qualifies as an exempt organization under Section 501(c) (3) of the Internal Revenue Code. Management is not aware of any course of action or series of events that have occurred that might adversely affect the Academy's tax-exempt status.

The Academy was approved for operation under contract with the Lucas County Educational Service Center (the Sponsor) for a period of five years commencing June 21, 2005. This contract was extended during the fiscal year until May 30, 2012.

The Academy operates under the direction of a self-appointed five-member Board of Trustees. The Board is responsible for carrying out the provisions of the contract, which include, but are not limited to, state mandated provisions regarding student population, curriculum, academic goals, performance standards, admission standards, and qualifications of teachers. The Board of Trustees controls the Academy's facility, which is currently staffed by 31 full and part time personnel who provide services to up to 246 students during the year.

2. SUMMARY OF SIGNIFICANT ACCOUNTING POLICIES

The basic financial statements of the Academy have been prepared in conformity with generally accepted accounting principles as applied to governmental nonprofit organizations. The Governmental Accounting Standards Board (GASB) is the accepted standard-setting body for establishing governmental accounting and financial reporting principles. The Academy also applies Financial Accounting Standards Board (FASB) statements and interpretations issued on or before November 30, 1989, provided they do not conflict with or contradict GASB pronouncements. The Academy does not apply FASB statements issued after November 30, 1989. The more significant of the School's accounting policies are described below.

A. Basis of Presentation

The Academy's basic financial statements consist of a statement of net assets; a statement of revenues, expenses, and change in net assets; and a statement of cash flows.

The Academy uses enterprise accounting to report its financial activities. Enterprise accounting focuses on the determination of operating income, changes in net assets, financial position, and cash flows.

B. Measurement Focus and Basis of Accounting

The accounting and financial reporting treatment is determined by its measurement focus. Enterprise accounting uses a flow of economic resources measurement focus. With this measurement focus, all assets and all liabilities associated with the operation of the Academy are included on the statement of net assets. The statement of revenues, expenses, and change in net assets present increases (e.g., revenues) and decreases (e.g., expenses) in total net assets. The statement of cash flows provides information about how the Academy finances and meets the cash flow needs of its enterprise activities.

Horizon Science Academy of Springfield
Notes to the Basic Financial Statements
For the Fiscal Year Ended June 30, 2011

2. SUMMARY OF SIGNIFICANT ACCOUNTING POLICIES (Continued)

B. Measurement Focus and Basis of Accounting (Continued)

Basis of accounting refers to when revenues and expenses are recognized in the accounts and reported in the financial statements. The full accrual basis of accounting is used for reporting purposes. Revenue resulting from exchange transactions, in which each party gives and receives essentially equal value, is recorded on the accrual basis when the exchange takes place. Revenues resulting from non-exchange transactions, in which the Academy receives value without directly giving equal value in return, such as grants, entitlements and donations are recognized in the period in which all eligibility requirements have been satisfied. Deferred revenue arises when assets are recognized before revenue recognition criteria have been satisfied. Grants and entitlements received before eligibility requirements are met are recorded as deferred revenue. Expenses are recognized at the time they are incurred.

C. Budgetary Process

The contract between the Academy and its Sponsor prescribes an annual budget requirement in addition to preparing a 5-year forecast, which is to be updated on an annual basis. Chapter 5705.391(A) of the Ohio Revised Code also requires the School to prepare a 5-year forecast, update it annually, and submit it to the Superintendent of Public Instruction at the Ohio Department of Education.

D. Cash

To improve cash management, all cash received by the Academy is pooled in a central bank account. The Academy did not have any investments during fiscal year 2011.

E. Capital Assets and Depreciation

Capital assets are capitalized at cost (or estimated historical cost) and updated for additions and retirements during the year. Donated capital assets are recorded at their fair market values as of the date received. The Academy maintains a capitalization threshold of one thousand dollars. The costs of normal maintenance and repairs that do not add to the value of the asset or materially extend an asset's life are not capitalized. Improvements are capitalized. The Academy does not capitalize interest.

Furniture, fixtures and equipment are depreciated using the straight-line method over the following estimated useful lives. Improvements to capital assets are depreciated over the remaining useful lives of the related capital assets. Leasehold improvements are depreciated using the straight-line method over the life of the lease.

	<u>Useful Life</u>
Leasehold Improvements	5 to 10 years
Heavy Duty Office or Classroom Furniture	10 years
Computers and Other Electronic Equipment	3 years

Horizon Science Academy of Springfield

Notes to the Basic Financial Statements

For the Fiscal Year Ended June 30, 2011

2. SUMMARY OF SIGNIFICANT ACCOUNTING POLICIES (Continued)

F. Intergovernmental Revenues

The Academy currently participates in the State Foundation Program, Special Education Program, and Federal CCIP Program. Revenues received from the State Foundation Program, Special Education Program and other State programs are recognized as operating revenues whereas revenues from the Federal CCIP Program and other State Grants are recognized as non-operating revenues in the accounting period in which all eligibility requirements have been met.

Eligibility requirements include timing requirements, which specify the year when the resources are required to be used or the fiscal year when use is first permitted, matching requirements, in which the Academy must provide local resources to be used for a specified purpose, and expenditure requirements, in which the resources are provided to the Academy on a reimbursement basis.

G. Operating Revenues and Expenses

Operating revenues are those revenues that are generated directly from the primary activity of the Academy. Operating expenses are necessary costs incurred to provide the service that is the primary activity of the Academy. All revenues and expenses not meeting these definitions are reported as non-operating.

H. Compensated Absences

Academy policy indicates that all leave earned by employees must be used in the current period and balances are not carried forward and, therefore, are not recorded as a liability.

I. Net Assets

Net assets represent the difference between assets and liabilities. Net assets invested in capital assets consists of capital assets, net of accumulated depreciation. Net assets are reported as restricted when there are limitations imposed on their use, either through enabling legislation adopted by the Academy or through external restrictions imposed by creditors, grantors, or contracts. The Academy applies restricted resources first when an expense is incurred for purposes for which both restricted and unrestricted net assets are available.

J. Estimates

The preparation of financial statements in conformity with generally accepted accounting principles requires management to make estimates and assumptions that affect the amounts reported in the financial statements and accompanying notes. Actual results may differ from those estimates.

3. DEPOSITS

As of June 30, 2011, the Academy's bank balance of \$216,111 was either covered by FDIC or collateralized by the financial institution's public entity deposit pool in the manner described above.

Horizon Science Academy of Springfield

Notes to the Basic Financial Statements

For the Fiscal Year Ended June 30, 2011

3. DEPOSITS (Continued)

Custodial credit risk is the risk that in the event of a bank failure, the Academy's deposits may not be returned to it. According to state law, public depositories must give security for all public funds on deposit in excess of those funds that are insured by the Federal Deposit Insurance Corporation (FDIC) or by any other agency or instrumentality of the federal government. These institutions may either specifically collateralize individual accounts in lieu of amounts insured by the FDIC, or may pledge a pool of government securities valued at least 105% of the total value of public monies on deposit at the institution. The Academy has no policy regarding custodial credit risk.

4. CAPITAL ASSETS

Capital asset activity for the fiscal year ended June 30, 2011, was as follows:

Capital Assets				
	Balance			Ending
	July 1, 2010	Additions	Deletions	June 30, 2011
Furniture and Equipment	\$274,352	\$30,452	\$0	\$304,804
Leasehold Improvements	4,786	0	4,786	0
Total Fixed Assets	279,138	30,452	4,786	304,804
Less: Accumulated Depreciation				
Furniture and Equipment	(84,424)	(64,998)	0	(149,422)
Leasehold Improvements	(3,189)	(1,597)	4,786	0
Total Accumulated Depreciation	(87,613)	(66,595)	4,786	(149,422)
Net Fixed Assets	\$191,525	(\$36,143)	-	\$155,382

5. DEFINED BENEFIT PENSION PLANS

A. School Employees Retirement System

The Academy contributes to the School Employees Retirement System of Ohio (SERS), a cost-sharing multiple-employer defined benefit pension plan. SERS provides retirement, disability, and survivor benefits, annual cost-of-living adjustments, and death benefits to plan members and beneficiaries. Authority to establish and amend benefits is provided by state statute per Chapter 3309 of the Ohio Revised Code. SERS issues a publicly available, stand-alone financial report that includes financial statements and required supplementary information. That report can be obtained on SERS' website at www.ohsers.org under **Employers/Audit Resources**.

Plan members are required to contribute 10% of their annual covered salary and Horizon Science Academy Springfield is required to contribute 14% of annual covered payroll. The contribution requirements of plan members and employers are established and may be amended, up to statutory maximum amounts, by the SERS' Retirement Board. The Retirement Board acting with the advice of the actuary, allocates the employer contribution rate among four of the funds (Pension Trust Fund, Death Benefit Fund, Medicare B Fund, and Health Care Fund) of the System. For fiscal year ending June 30, 2011, the allocation to pension and death benefits is 11.81%. The remaining 2.19% of the 14% employer contribution rate is allocated to the Health Care and Medicare B Funds. The School District's contributions to SERS for the years ended June 30, 2011, 2010, and 2009 were \$7,788, \$4,920 and \$9,474, respectively, which equaled the required contributions each year.

Horizon Science Academy of Springfield

Notes to the Basic Financial Statements

For the Fiscal Year Ended June 30, 2011

5. DEFINED BENEFIT PENSION PLANS (Continued)

B. State Teachers Retirement System

State Teachers Retirement System of Ohio (STRS Ohio) is a cost-sharing, multiple-employer public employee retirement system.

STRS Ohio is a statewide retirement plan for licensed teachers and other faculty members employed in the public schools of Ohio or any school, community school, college, university, institution or other agency controlled, managed and supported, in whole or in part, by the state or any political subdivision thereof.

Plan Options – New members have a choice of three retirement plan options. In addition to the Defined Benefit (DB) Plan, new members are offered a Defined Contribution (DC) Plan and a Combined Plan. The DC Plan allows members to allocate all their member contributions and employer contributions equal to 10.5 percent of earned compensation among various investment choices. The Combined Plan offers features of the DC Plan and the DB Plan. In the Combined Plan, member contributions are allocated to investment choices by the member, and employer contributions are used to fund a defined benefit payment at a reduced level from the regular DB Plan. Contributions into the DC Plan and the Combined Plan are credited to member accounts as employers submit their payroll information to STRS Ohio, generally on a biweekly basis. DC and Combined Plan members will transfer to the DB Plan during their fifth year of membership unless they permanently select the DC or Combined Plan.

DB Plan Benefits – Plan benefits are established under Chapter 3307 of the Revised Code. Any member may retire who has (i) five years of service credit and attained age 60; (ii) 25 years of service credit and attained age 55; or (iii) 30 years of service credit regardless of age. The annual retirement allowance, payable for life, is the greater of the “formula benefit” or the “money-purchase benefit” calculation. Under the “formula benefit,” the retirement allowance is based on years of credited service and final average salary, which is the average of the member’s three highest salary years. The annual allowance is calculated by using a base percentage of 2.2% multiplied by the total number of years of service credit (including Ohio-valued purchased credit) times the final average salary. The 31st year of earned Ohio service credit is calculated at 2.5%. An additional one-tenth of a percent is added to the calculation of every year of earned Ohio service over 31 years (2.6% for 32 years, 2.7% for 33 years and so on) until 100% of final average salary is reached. For members with 35 or more years of Ohio contributing service, the first 30 years will be calculated at 2.5% instead of 2.2%. Under the “money-purchase benefit” calculation, a member’s lifetime contributions plus interest at specified rates are matched by an equal amount from other STRS Ohio funds. This total is then divided by an actuarially determined annuity factor to determine the maximum annual retirement allowance.

DC Plan Benefits – Benefits are established under Sections 3307.80 to 3307.89 of the Revised Code. For members who select the DC Plan, all member contributions and employer contributions at a rate of 10.5% are placed in an investment account. The member determines how to allocate the member and employer money among various investment choices. A member is eligible to receive a retirement benefit at age 50 and termination of employment. The member may elect to receive a lifetime monthly annuity or a lump-sum withdrawal. Employer contributions into members’ accounts are vested after the first anniversary of the first day of paid service. Members in the DC Plan who become disabled are entitled only to their account balance. If a member dies before retirement benefits begin, the member’s designated beneficiary is entitled to receive the member’s account balance.

Horizon Science Academy of Springfield

Notes to the Basic Financial Statements

For the Fiscal Year Ended June 30, 2011

5. DEFINED BENEFIT PENSION PLANS (Continued)

Combined Plan Benefits – Member contributions are allocated by the member, and employer contributions are used to fund a defined benefit payment. A member's defined benefit is determined by multiplying 1% of the member's final average salary by the member's years of service credit. The defined benefit portion of the Combined Plan payment is payable to a member on or after age 60. The defined contribution portion of the account may be taken as a lump sum or converted to a lifetime monthly annuity at age 50.

A retiree of STRS Ohio or another Ohio public retirement system is eligible for reemployment as a teacher following the elapse of two months from the date of retirement. Contributions are made by the reemployed member and employer during the reemployment. Upon termination of reemployment or age 65, whichever comes later, the retiree is eligible for an annuity benefit or equivalent lump-sum payment in addition to the original retirement allowance. A reemployed retiree may alternatively receive a refund of only member contributions with interest before age 65, once employment is terminated.

Benefits are increased annually by 3% of the original base amount for DB Plan participants.

The DB and Combined Plans offer access to health care coverage to eligible retirees who participated in the plans and their eligible dependents. Coverage under the current program includes hospitalization, physicians' fees, prescription drugs and partial reimbursement of monthly Medicare Part B premiums. By Ohio law, health care benefits are not guaranteed.

A DB or Combined Plan member with five or more years' credited service who becomes disabled may qualify for a disability benefit. Eligible spouses and dependents of members who die before retirement may qualify for survivor benefits. A death benefit of \$1,000 is payable to the beneficiary of each deceased retired member who participated in the DB Plan. Death benefit coverage up to \$2,000 can be purchased by participants in the DB, DC or Combined Plans. Various other benefits are available to members' beneficiaries.

Chapter 3307 of the Revised Code provides statutory authority for member and employer contributions. Contribution rates are established by the State Teachers Retirement Board, upon recommendations of its consulting actuary, not to exceed statutory maximum rates of 10% for members and 14% for employers.

For the fiscal years ended June 30, 2011, 2010, and 2009, plan members were required to contribute 10 percent of their annual covered salaries. For these fiscal years, the Academy was required to contribute 14 percent; 13 percent was the portion used to fund pension obligations. Contribution rates are established by STRS Ohio, upon recommendations of its consulting actuary, not to exceed statutory maximum rates of 10% for members and 14% for employers. The Academy's required contributions for pension obligations to STRS Ohio for the fiscal years ended June 30, 2011, 2010, and 2009 were \$143,988, \$88,302 and \$79,368 respectively; 100% has been contributed for fiscal years 2011, 2010, and 2009.

STRS Ohio issues a stand-alone financial report. Copies of STRS Ohio's Comprehensive Annual Financial Report can be requested by writing to STRS Ohio, 275 E. Broad St., Columbus, OH 43215-3771, by calling (888) 227-7877, or by visiting the STRS Ohio website at www.strsoh.org.

Horizon Science Academy of Springfield

Notes to the Basic Financial Statements

For the Fiscal Year Ended June 30, 2011

6. POSTEMPLOYMENT BENEFITS

A. State Teachers Retirement System

STRS Ohio administers a pension plan that is comprised of: a defined benefit plan; a self-directed defined contribution plan and a combined plan which is a hybrid of the defined benefit and defined contribution plan.

Ohio law authorizes STRS Ohio to offer a cost-sharing, multiple-employer health care plan. STRS Ohio provides access to health care coverage to eligible retirees who participated in the defined benefit or combined plans. Coverage under the current program includes hospitalization, physicians' fees, prescription drugs and reimbursement of monthly Medicare Part B premiums.

Pursuant to 3307 of the Revised Code, the Retirement Board has discretionary authority over how much, if any, of the associated health care costs will be absorbed by STRS Ohio. All benefit recipients, for the most recent year, pay a portion of the health care costs in the form of a monthly premium.

STRS Ohio issues a stand-alone financial report. Interested parties can view the most recent Comprehensive Annual Financial Report by visiting www.strsoh.org or by requesting a copy by calling toll-free 1-888-227-7877.

Under Ohio law, funding for post-employment health care may be deducted from employer contributions. Of the 14 percent employer contribution rate, 1 percent of covered payroll was allocated to post-employment health care for the years ended June 30, 2011, 2010, and 2009. The 14 percent employer contribution rate is the maximum rate established under Ohio law. For the Academy, these amounts equaled \$10,285, \$6,307, and \$6,373 for fiscal years 2011, 2010, and 2009, respectively.

B. School Employees Retirement System

In addition to a cost-sharing multiple-employer defined benefit pension plan the School Employees Retirement System of Ohio (SERS) administers two postemployment benefit plans.

Medicare Part B Plan

The Medicare Part B plan reimburses Medicare Part B premiums paid by eligible retirees and beneficiaries as set forth in Ohio Revised Code (ORC) 3309.69. Qualified benefit recipients who pay Medicare Part B premiums may apply for and receive a monthly reimbursement from SERS. The reimbursement amount is limited by statute to the lesser of the January 1, 1999 Medicare Part B premium or the current premium. The Medicare Part B monthly premium for calendar year 2011 was \$96.40 for most participants, but could be as high as \$369.10 per month depending on their income. SERS' reimbursement to retirees was \$45.50.

The Retirement Board, acting with the advice of the actuary, allocates a portion of the current employer contribution rate to the Medicare B Fund. For fiscal year 2011, the actuarially required allocation is .76%. The Academy's contributions for the years ended June 30, 2011, 2010 and 2009 were \$417, \$264 and \$480, respectively, which equaled the required contributions each year.

Horizon Science Academy of Springfield

Notes to the Basic Financial Statements

For the Fiscal Year Ended June 30, 2011

6. POSTEMPLOYMENT BENEFITS (Continued)

Health Care Plan

ORC 3309.375 and 3309.69 permit SERS to offer health care benefits to eligible retirees and beneficiaries. SERS' Retirement Board reserves the right to change or discontinue any health plan or program. SERS offers several types of health plans from various vendors, including HMOs, PPOs, Medicare Advantage and traditional indemnity plans. A prescription drug program is also available to those who elect health coverage. SERS employs two third-party administrators and a pharmacy benefit manager to manage the self-insurance and prescription drug plans, respectively.

The ORC provides the statutory authority to fund SERS' postemployment benefits through employer contributions. Active members do not make contributions to the postemployment benefit plans.

The Health Care Fund was established under, and is administered in accordance with Internal Revenue Code § 105(e). Each year after the allocation for statutorily required benefits, the Retirement Board allocates the remainder of the employer 14% contribution to the Health Care Fund. For the year ended June 30, 2011, the health care allocation is 1.43%. An additional health care surcharge on employers is collected for employees earning less than an actuarially determined minimum compensation amount, pro-rated according to service credit earned. State law provides that no employer shall pay a health care surcharge greater than 2% of that employer's SERS-covered payroll; nor may SERS collect in aggregate more than 1.5% of the total statewide SERS-covered payroll for the health care surcharge. For fiscal year 2011, the minimum compensation level was established at \$35,800. The surcharge, added to the unallocated portion of the 14% employer contribution rate is the total amount assigned to the Health Care Fund. The Academy's contributions assigned to health care for the years ended June 30, 2011, 2010, and 2009 were \$2,314, \$1,462 and \$1,894, respectively.

The SERS Retirement Board establishes the rules for the premiums paid by the retirees for health care coverage for themselves and their dependents or for their surviving beneficiaries. Premiums vary depending on the plan selected, qualified years of service, Medicare eligibility, and retirement status.

The financial reports of SERS' Health Care and Medicare B plans are included in its Comprehensive Annual Financial Report. The report can be obtained on SERS' website at www.ohsers.org under Employers/Audit Resources.

7. RISK MANAGEMENT

A. Property and Liability

The Academy is exposed to various risks of loss related to torts; theft of, damage to and destruction of assets; errors and omissions; injuries to employees; and natural disasters. During fiscal year 2011, the Academy contracted with Great American Insurance Company for property and general liability insurance with a \$1,000,000 single occurrence limit and \$3,000,000 annual aggregate and no deductible. There has been no reduction in coverage from the prior year. There have been no settlements exceeding coverage in any of the last three fiscal years.

B. Workers Compensation

The Academy pays the State Workers Compensation System a premium for employee injury coverage. The premium is calculated by multiplying the monthly total gross payroll by a factor that is calculated by the State. 100% of this premium was paid for fiscal year 2011.

Horizon Science Academy of Springfield
Notes to the Basic Financial Statements
For the Fiscal Year Ended June 30, 2011

8. EMPLOYEE MEDICAL AND DENTAL BENEFITS

The Academy has contracted with a private carrier to provide employee medical/surgical benefits. The Academy pays 60% of the monthly premium and the employee is responsible for the remaining 40%. The Academy has also contracted with private carriers to provide dental coverage. The Academy pays 60% of the monthly premium and the employee is responsible for the remaining 40%.

9. PURCHASED SERVICES

Purchased service expenses during fiscal year 2011 were as follows:

Type	Amount
Professional Services	\$294,962
Rent and Property Services	\$198,572
Travel	\$8,751
Advertising and Communications	\$22,480
Utilities	\$37,721
Pupil Transportation	\$263,392
Other Purchased Services	\$117,469
Total	\$943,347

10. LONG-TERM LIABILITIES

Long-term liabilities activity during fiscal year 2011 was as follows:

	Balance at 6/30/10	Additions	Deletions	Balance at 6/30/11	Due Within One Year
Capital Lease	\$9,188	\$0	\$2,530	\$6,658	\$2,718
Total	\$9,188	\$0	\$2,530	\$6,658	\$2,718

Horizon Science Academy of Springfield
Notes to the Basic Financial Statements
For the Fiscal Year Ended June 30, 2011

11. OPERATING LEASES

The Academy has entered into a lease for a building facility with Niagara Educational Services Inc. for a period of April 1, 2005 to June 30, 2011. On November 1, 2006, Breeze Inc., a sister company of Concept Schools, purchased the property and took over the existing lease agreement with the Academy. On June 20, 2008, there was an amendment to the lease agreement with terms of a 4% increase in rent per year through June 30, 2018. On September 1, 2011, the lease was again restructured. That lease was with OG-Ohio, LLC and was for the period September 1, 2011 to June 30, 2041. According to the current agreement, the monthly rent for the facilities during fiscal year 2011 was \$14,600. Of the \$175,200 rent that was owed to Breeze Inc. during fiscal year 2011, \$14,600 was still outstanding as of June 30, 2011 and is recorded as a liability in accounts payable.

The following is a schedule of the future payments required under the operating leases as of June 30, 2011.

Fiscal Year Ending June 30,	Facility Lease
2012	\$175,200
2013	494,961
2014	591,141
2015	644,376
2016	651,074
2017 – 2021	3,011,199
2022 – 2026	3,844,874
2027 – 2031	3,867,161
2032 – 2036	3,853,331
2037 - 2041	3,792,664
Total minimum lease payments	\$20,925,981

12. CAPITALIZED LEASE – LESSEE DISCLOSURE

The Academy entered into a capital lease in November 2008 for a color copier. The lease meets the criteria of a capital lease as defined by Statement of Financial Accounting Standards No. 13, "Accounting for Leases," which defines a capital lease generally as one which transfers benefits and risk of ownership to the lessee. The capital lease was recorded at the present value of the future minimum lease payments as of the inception date. Principal payments made during fiscal year 2011 total \$2,530.

The following is a schedule of the future minimum lease payments required under the capital lease as of June 30, 2011.

Fiscal Year Ending June 30,	
2012	\$3,108
2013	3,108
2014	1,813
Minimum Lease Payments	\$8,029
Less: Amount representing interest at the School's incremental borrowing rate of interest	(\$1,371)
Present Value of Minimum Lease Payments	\$6,658

Horizon Science Academy of Springfield

Notes to the Basic Financial Statements

For the Fiscal Year Ended June 30, 2011

13. CONTINGENCIES

A. Grants

The Academy received financial assistance from federal and state agencies in the form of grants. The disbursement of funds received under these programs generally requires compliance with terms and conditions specified in the grant agreements and are subject to audit by the grantor agencies. Any disallowed claims resulting from such audits could become a liability of the Academy. However, in the opinion of management, any such disallowed claims will not have a material effect on the financial position of the Academy. In fiscal year 2011, the Academy received grants from State and Federal agencies total of \$657,081.

B. Ohio Department of Education Enrollment Review

The Ohio Department of Education (ODE) conducts reviews of enrollment data and full time equivalency (FTE) calculations made by the Academy. These reviews are conducted to ensure the Community School is reporting accurate student enrollment data to the State, upon which state foundation funding is calculated. The review for fiscal year 2011 showed the School was overpaid by \$8,995, which is reported as part of accounts payable in the statement of net assets.

14. SPONSORSHIP AGREEMENT

On June 25, 2005, Lucas County Educational Service Center assumed responsibility for sponsorship of the Academy. The Sponsor is responsible for evaluating the performance of the Academy and has the authority to deny renewal of the contract at its expiration or terminate the contract prior to its expiration. On May 2, 2007, the original contract was extended until July 1, 2012. According to the contract, the Academy pays 1% of its foundation revenues to the Sponsor. This rate will be increased to 1.5% as of July 1, 2009. In fiscal year 2011, the Academy's compensation to the Sponsor was \$26,775.

15. MANAGEMENT COMPANY AGREEMENT

On January 1, 2005, the Academy contracted with Concepts Schools, Inc. to serve as the Academy's management company. The contract is renewed automatically every year in one year terms unless the Academy or the management company decides otherwise. According to the contract, the Academy transfers 12% of the funds received from the State. In fiscal year 2011, the Academy paid \$210,000 to Concept Schools for management services. The rest of the fees, amounting to \$20,948, which is reported as part of accounts payable in the statement of net assets.

16. RELATED PARTIES

The Board members for the Academy are also Board members for other Horizon Science Academy Schools that are managed by the same management company, Concept Schools.

A Board member of the school owns a restaurant and the school have purchased non-contractual food services in amount of \$4,306.

Horizon Science Academy of Springfield

Notes to the Basic Financial Statements

For the Fiscal Year Ended June 30, 2011

17. RESTATEMENT OF NET ASSETS

The Academy has detected errors in the reporting of fiscal year 2010 transactions.

Small errors were noted in the following operating revenues: foundation payments, donated management fee, and other revenue. Errors were also noted in the following non-operating revenues: restricted grants in aid – federal. Additionally, errors were noted in the following operating expenses: purchased services.

Errors were detected in the presentation of intergovernmental receivables and in accrued wages and benefits payable.

The cumulative effect of these errors resulted in the following change to net assets at June 30, 2010, as previously reported:

Net assets, end of year, June 30 2010,	
As previously reported	\$129,394
Change as a result of errors	<u>17,235</u>
Net assets, beginning of year, July 1, 2011	\$146,629

Horizon Science Academy of Springfield
Lucas County
Schedule of Federal Awards Receipts and Expenditures
For the Fiscal Year Ended June 30, 2011

Federal Grantor/ Pass Through Grantor/ Program Title	Pass Through Entity Number	Federal CFDA Number	Receipts	Expenditures
United States Department of Agriculture				
<i>Passed through Ohio Department of Education</i>				
<i>Nutrition Cluster:</i>				
National School Lunch Program	3L60	10.555	\$ 80,573	\$ 80,573
School Breakfast Program	3L70	10.553	34,668	34,668
Total Nutrition Cluster			115,241	115,241
Total United States Department of Agriculture			115,241	115,241
United States Department of Education				
<i>Passed through Ohio Department of Education</i>				
<i>Title I, Part A Cluster:</i>				
Title I Grants to Local Education Agencies	3M00	84.010	242,465	222,797
Title I Grants to Local Education Agencies, ARRA	3DK0	84.389	80,608	80,608
Total Title I, Part A Cluster			323,073	303,405
<i>Special Education Cluster:</i>				
Special Education - Grants to States	3M20	84.027	44,684	47,062
Special Education - Grants to States, ARRA	3DJ0	84.391	38,887	36,000
Total Special Education Cluster			83,571	83,062
<i>State Fiscal Stabilization Fund Cluster:</i>				
State Fiscal Stabilization Fund (SFSF) - Education State Grants, ARRA	GRF	84.394	151,428	151,428
Total State Fiscal Stabilization Fund Cluster			151,428	151,428
Educational Technology State Grants	3S20	84.318	742	742
Improving Teacher Quality State Grants	3Y60	84.367	8,918	8,918
Total United States Department of Education			567,732	547,555
Total Federal Financial Assistance			\$ 682,973	\$ 662,796

See accompanying notes to the schedule of federal awards receipts and expenditures.

Horizon Science Academy of Springfield
Notes to the Schedule of Federal Awards Receipts and Expenditures
For the Fiscal Year Ended June 30, 2011

NOTE A – SIGNIFICANT ACCOUNTING POLICIES

The accompanying Schedule of Federal Awards Receipts and Expenditures (the Schedule) summarizes activity of the Academy's federal award programs. The Schedule has been prepared on the cash basis of accounting.

NOTE B – NATIONAL SCHOOL LUNCH AND BREAKFAST PROGRAMS

Federal funds received from the National School Lunch and Breakfast Programs were commingled with state subsidy and local revenue from the sale of meals. It was assumed that federal dollars were expended first.



Balestra, Harr & Scherer, CPAs, Inc.

Accounting, Auditing and Consulting Services for Federal, State and Local Governments

www.bhscpas.com

Report on Internal Control Over Financial Reporting and on Compliance and Other Matters Required by *Government Auditing Standards*

Members of the Board
Horizon Science Academy of Springfield
Lucas County
630 South Reynolds Road
Toledo, Ohio 43615

We have audited the financial statements of the business-type activities of Horizon Science Academy of Springfield, Lucas County, Ohio, (the Academy), as of and for the year ended June 30, 2011, and have issued our report thereon dated January 30, 2012. We conducted our audit in accordance with auditing standards generally accepted in the United States of America and the standards applicable to financial audits contained in the Comptroller General of the United States' *Government Auditing Standards*.

Internal Control Over Financial Reporting

In planning and performing our audit, we considered the Academy's internal control over financial reporting as a basis for designing our audit procedures for the purpose of expressing our opinion on the financial statements, but not for the purpose of opining on the effectiveness of the Academy's internal control over financial reporting. Accordingly, we have not opined on the effectiveness of the Academy's internal control over financial reporting.

A *deficiency in internal control* exists when the design or operation of a control does not allow management or employees, when performing their assigned functions, to prevent, or detect and timely correct misstatements. A *material weakness* is a deficiency, or combination of internal control deficiencies resulting in more than a reasonable possibility that a material misstatement of the Academy's financial statements will not be prevented, or detected and timely corrected.


Our consideration of internal control over financial reporting was for the limited purpose described in the first paragraph of this section and was not designed to identify all deficiencies in internal control over financial reporting that might be deficiencies, significant deficiencies or material weaknesses. We did not identify any deficiencies in internal control over financial reporting that we consider material weaknesses, as defined above.

Compliance and Other Matters

As part of reasonably assuring whether the Academy's financial statements are free of material misstatement, we tested its compliance with certain provisions of laws, regulations, contracts, and grant agreements, noncompliance with which could directly and materially affect the determination of financial statement amounts. However, providing an opinion on compliance with those provisions was not an objective of our audit and accordingly, we do not express an opinion. The results of our tests disclosed no instances of noncompliance or other matters we must report under *Government Auditing Standards*.

We did note a certain matter not requiring inclusion in this report that we reported to the Academy's management in a separate letter dated January 30, 2012.

We intend this report solely for the information and use of management, the Board Members, the Community School's sponsor, federal awarding agencies, pass-through entities, and others within the Academy. We intend it for no one other than these specified parties.



Balestra, Harr & Scherer, CPAs, Inc.
January 30, 2012



Balestra, Harr & Scherer, CPAs, Inc.

Accounting, Auditing and Consulting Services for Federal, State and Local Governments

www.bhscpas.com

Report on Compliance with Requirements Applicable to Each Major Federal Program and on Internal Control Over Compliance Required by OMB Circular A-133

Members of the Board
Horizon Science Academy of Springfield
Lucas County
630 South Reynolds Road
Toledo, Ohio 43615

Compliance

We have audited the compliance of Horizon Science Academy of Springfield, Lucas County, Ohio (the Academy) with the types of compliance requirements described in the U.S. Office of Management and Budget (OMB) *Circular A-133, Compliance Supplement* that could directly and materially affect each of Horizon Science Academy of Springfield's major federal programs for the year ended June 30, 2011. The summary of auditor's results section of the accompanying schedule of findings identifies the Academy's major federal programs. The Academy's management is responsible for complying with the requirements of laws, regulations, contracts, and grants applicable to each major federal program. Our responsibility is to express an opinion on the Academy's compliance based on our audit.

We conducted our audit of compliance in accordance with auditing standards generally accepted in the United States of America; the standards applicable to financial audits included in the Comptroller General of the United States' *Government Auditing Standards*; and OMB Circular A-133, *Audits of States, Local Governments, and Non-Profit Organizations*. Those standards and OMB Circular A-133 require that we plan and perform the audit to reasonably assure whether noncompliance occurred with the compliance requirements referred to above that could directly and materially affect a major federal program. An audit includes examining, on a test basis, evidence about the Academy's compliance with those requirements and performing other procedures we considered necessary in the circumstances. We believe our audit provides a reasonable basis for our opinion. Our audit does not provide a legal determination on the Academy's compliance with those requirements.

In our opinion, Horizon Science Academy of Springfield complied, in all material respects, with the requirements referred to above that could directly and materially affect each of its major federal programs for the year ended June 30, 2011.


Internal Control Over Compliance

The Academy's management is responsible for establishing and maintaining effective internal control over compliance with the requirements of laws, regulations, contracts, and grants applicable to federal programs. In planning and performing our audit, we considered the Academy's internal control over compliance with requirements that could directly and materially affect a major federal program, to determine our auditing procedures for the purpose of opining on compliance and to test and report on internal control over compliance in accordance with OMB Circular A-133, but not for the purpose of opining on the effectiveness of internal control over compliance. Accordingly, we have not opined on the effectiveness of the Academy's internal control over compliance.

A deficiency in internal control over compliance exists when the design or operation of a control over compliance does not allow management or employees, when performing their assigned functions, to prevent, or to timely detect and correct, noncompliance with a federal program compliance requirement. A *material weakness* in internal control over compliance is a deficiency, or combination of deficiencies, in internal control over compliance, such that there is a reasonable possibility that material noncompliance with a federal program compliance requirement will not be prevented, or timely detected and corrected.

Our consideration of internal control over compliance was for the limited purpose described in the first paragraph of this section and would not necessarily identify all deficiencies in internal control over compliance that might be deficiencies, significant deficiencies or material weaknesses. We did not identify any deficiencies in internal control over compliance that we consider to be material weaknesses, as defined above.

We intend this report solely for the information and use of management, the Board Members, the Community School's sponsor, others within the entity, federal awarding agencies, and pass-through entities. It is not intended for anyone other than these specified parties.



Balestra, Harr & Scherer, CPAs, Inc.
January 30, 2012

**Horizon Science Academy of Springfield
Lucas County, Ohio**

**Schedule of Findings
OMB Circular A-133 Section §.505
June 30, 2011**

1. SUMMARY OF AUDITOR'S RESULTS

(d)(1)(i)	Type of Financial Statement Opinion	Unqualified
(d)(1)(ii)	Were there any material weaknesses reported at the financial statement level (GAGAS)?	No
(d)(1)(ii)	Were there any other significant control deficiencies reported at the financial statement level (GAGAS)?	No
(d)(1)(iii)	Was there any reported noncompliance at the financial statement level (GAGAS)?	No
(d)(1)(iv)	Were there any material internal control weaknesses reported for major federal programs?	No
(d)(1)(iv)	Were there any other significant internal control deficiencies reported for major federal programs?	No
(d)(1)(v)	Type of Major Program's Compliance Opinion	Unqualified
(d)(1)(vi)	Are there any reportable findings under §.510(a)?	No
(d)(1)(vii)	Major Programs (list):	Title I, Part A Cluster: Title I - CFDA #84.010 Title I (ARRA) – CFDA #84.389 State Fiscal Stabilization Fund (SFSF) – Education State Grants (ARRA) - CFDA #84.394
(d)(1)(viii)	Dollar Threshold: Type A\B Programs	Type A: > \$300,000 Type B: all others
(d)(1)(ix)	Low Risk Auditee?	No

**Horizon Science Academy of Springfield
Lucas County, Ohio**

**Schedule of Findings
OMB Circular A-133 Section §.505
June 30, 2011**

**2. FINDINGS RELATED TO THE FINANCIAL STATEMENTS
REQUIRED TO BE REPORTED IN ACCORDANCE WITH GAGAS**

None noted

3. FINDINGS AND QUESTIONED COSTS FOR FEDERAL AWARDS

None noted



Balestra, Harr & Scherer, CPAs, Inc.

Accounting, Auditing and Consulting Services for Federal, State and Local Governments

www.bhscpas.com

Independent Auditor's Report on Applying Agreed Upon Procedures

Horizon Science Academy of Springfield
Lucas County
630 South Reynolds Road
Toledo, Ohio 43615

To the Board of Education:

Ohio Rev. Code Section 117.53 states "the auditor of state shall identify whether the school district or community school has adopted an anti-harassment policy in accordance with Section 3313.666 of the Revised Code. This determination shall be recorded in the audit report. The auditor of state shall not prescribe the content or operation of any anti-harassment policy adopted by a school district or community school."

Accordingly, we have performed the procedure enumerated below, which was agreed to by the Board, solely to assist the Board in evaluating whether Horizon Science Academy of Springfield (the Academy) has updated its anti-harassment policy in accordance with Ohio Rev. Code Section 3313.666. Management is responsible for complying with this requirement. This agreed-upon procedure engagement was conducted in accordance with attestation standards established by the American Institute of Certified Public Accountants. The sufficiency of this procedure is solely the responsibility of the Board. Consequently, we make no representation regarding the sufficiency of the procedure described below either for the purpose for which this report has been requested or for any other purpose.

1. We noted the Academy amended its anti-harassment policy at its meeting on September 25, 2010 to include violence within a dating relationship within its definition of harassment, intimidation or bullying.

We were not engaged to and did not conduct an examination, the objective of which would be the expression of an opinion on compliance with the anti-harassment policy. Accordingly, we do not express such an opinion. Had we performed additional procedures, other matters might have come to our attention that would have been reported to you.

This report is intended solely for the information and use of the Board and the Academy's sponsor, and is not intended to be and should not be used by anyone other than these specified parties.

Balestra, Harr & Scherer, CPAs, Inc.
January 30, 2012



Dave Yost • Auditor of State

HORIZON SCIENCE ACADEMY OF SPRINGFIELD

LUCAS COUNTY

CLERK'S CERTIFICATION

This is a true and correct copy of the report which is required to be filed in the Office of the Auditor of State pursuant to Section 117.26, Revised Code, and which is filed in Columbus, Ohio.

Susan Babbitt

CLERK OF THE BUREAU

**CERTIFIED
APRIL 17, 2012**