



Dave Yost • Auditor of State

CITY OF ELYRIA
LORAIN COUNTY

TABLE OF CONTENTS

TITLE	PAGE
Federal Awards Expenditures Schedule.....	1
Notes to the Federal Awards Expenditures Schedule.....	3
Independent Accountants' Report on Internal Control Over Financial Reporting and on Compliance and Other Matters Required by <i>Government Auditing Standards</i>	5
Independent Accountants' Report on Compliance and Requirements Applicable to Each Major Federal Program and on Internal Control Over Compliance Required by OMB Circular A-133 and on the Federal Awards Expenditures Schedule	7
Schedule of Findings.....	9

This page intentionally left blank.

**CITY OF ELYRIA
LORAIN COUNTY
FEDERAL AWARDS EXPENDITURES SCHEDULE
FOR THE YEAR ENDED DECEMBER 31, 2011**

FEDERAL GRANTOR/ Pass-Through Grantor/ Program Title	Pass Through Entity Number	CFDA Number	Expenditures
<u>U.S. DEPARTMENT OF HOUSING & URBAN DEVELOPMENT</u>			
<i>Direct Federal Assistance Program:</i>			
CDBG - Entitlement Grants Cluster			
Neighborhood Stabilization Program	N/A	14.218	386,874
Neighborhood Stabilization Program	B-11-UN-39-0012	14.218	26,446
Community Development Block Grant	N/A	14.218	823,158
ARRA - Community Development Block Grant - R	N/A	14.253	88,049
Total CDBG - Entitlement Grants Cluster			<u>1,324,527</u>
Total U.S. Department of Housing & Urban Development			<u>1,324,527</u>
<u>U.S. DEPARTMENT OF ENERGY</u>			
<i>Direct Federal Assistance Program:</i>			
ARRA - Energy Efficiency and Conservation Block Grant	DE-FOA-0000013	81.128	<u>318,080</u>
Total U.S. Department of Energy			<u>318,080</u>
<u>U.S. DEPARTMENT OF HOMELAND SECURITY</u>			
<i>Passed Through United Way of America:</i>			
Emergency Food and Shelter National Board Program	679000-036	97.024	500
<i>Direct Federal Assistance Program:</i>			
Staffing for Adequate and Fire Emergency Response (SAFER) Grant	DWS-10-GPD-083-000-1	97.083	<u>1,567,456</u>
Total U.S. Department of Homeland Security			<u>1,567,956</u>
<u>U.S. DEPARTMENT OF HEALTH & HUMAN SERVICES</u>			
<i>Passed Through Ohio Department of Health:</i>			
Maternal and Child Health Services Health Block Grant			
Child and Family Health Services	47-2-001-1-MC-0411	93.994	109,181
Child and Family Health Services	47-2-001-1-MC-0512	93.994	16,492
Dental Sealant Program	47-2-001-1-DS-0411	93.994	34,700
Total Maternal and Child Health Services Block Grant			<u>160,373</u>
<i>Passed Through Ohio Department of Health:</i>			
Dental Sealant Program	47-2-001-1-DS-0411	93.236	<u>10,300</u>
Total Dental Sealant Program			10,300
<i>Passed Through Ohio Department of Health:</i>			
Public Health Emergency Preparedness	47-1-001-2-PI-0211	93.069	77,996
Public Health Emergency Preparedness	47-1-001-2-PI-0312	93.069	9,736
Public Health Emergency Preparedness	CRI - PI-11	93.069	8,201
Total Public Health Emergency Preparedness			<u>95,933</u>
Total U.S. Department of Health & Human Services			<u>266,606</u>

(Continued on the next page.)

**CITY OF ELYRIA
LORAIN COUNTY
FEDERAL AWARDS EXPENDITURES SCHEDULE
FOR THE YEAR ENDED DECEMBER 31, 2011**

FEDERAL GRANTOR/ Pass-Through Grantor/ Program Title	Pass Through Entity Number	CFDA Number	Expenditures
<u>U.S. DEPARTMENT OF JUSTICE</u>			
<i>Direct Federal Assistance Program:</i>			
ARRA - U.S. Department of Justice COPS Hiring Recovery Program	N/A	16.710	199,645
<i>Passed Through the Ohio Department of Justice:</i>			
Edward Byrne Memorial State and Local Law Enforcement Assistance Discretionary Grants Program	2010-DJ-BX-0227	16.580	26,527
Victims of Crime Act	N/A	16.575	<u>33,683</u>
Total U.S. Department of Justice			<u>259,855</u>
<u>U.S. DEPARTMENT OF TRANSPORTATION</u>			
<i>Passed Through the Ohio Department of Transportation</i>			
Highway Planning and Construction Grants			
Highway Planning and Construction / State Project No 21936	N/A	20.205	39,492
ARRA - Stimulus ODOT Project #84213	N/A	20.205	607,981
ARRA - Stimulus ODOT Project #86357	N/A	20.205	<u>44,696</u>
Total ARRA - Stimulus ODOT			652,677
Total Highway Planning and Construction Grants			<u>692,169</u>
Total U.S. Department of Transportation			<u>692,169</u>
<u>U.S. ENVIRONMENTAL PROTECTION AGENCY</u>			
<i>Direct Federal Assistance Program:</i>			
Brownfield Assessments and Cleanup Cooperative Agreements			
Brownfield Hazardous Materials Assessments	N/A	66.818	64,947
Brownfield Petroleum Materials Assessments	N/A	66.818	<u>59,385</u>
Total Brownfield Assessments and Cleanup Cooperative Agreements			124,332
Total U.S. Environmental Protection Agency			<u>124,332</u>
TOTAL FEDERAL ASSISTANCE			<u><u>\$ 4,553,525</u></u>

See Notes to the Federal Awards Expenditures Schedule.

**CITY OF ELYRIA
LORAIN COUNTY**

**NOTES TO THE FEDERAL AWARDS EXPENDITURES SCHEDULE
FOR THE YEAR ENDED DECEMBER 31, 2011**

NOTE A – SIGNIFICANT ACCOUNTING POLICIES

The accompanying Federal Awards Expenditures Schedule (the Schedule) reports the City of Elyria's (the City's) federal award programs' disbursements. The Schedule has been prepared on the cash basis of accounting. The information in this Schedule is presented in accordance with the requirements of the Office of Management and Budget (OMB) Circular A-133, *Audits of States, Local Government, and Non-Profit Organizations*. Therefore, some amounts presented in this Schedule may differ from amounts presented in, or used in the preparation of, the basic financial statements.

NOTE B – SUBRECIPIENTS

The City passes certain federal awards received from the U.S. Department of Housing and Urban Development to not-for-profit agencies (subrecipients). As Note A describes, the City reports expenditures of Federal awards to subrecipients when paid in cash.

As a subrecipient, the City has certain compliance responsibilities, such as monitoring its subrecipients to help assure they use these subawards as authorized by laws, regulations, and the provisions of contracts or grant agreements, and that subrecipients achieve the award's performance goals.

NOTE C – COMMUNITY DEVELOPMENT BLOCK GRANT (CDBG) REVOLVING LOAN PROGRAMS

The City has a revolving loan fund (RLF) program to provide low-interest loans to businesses to create jobs for low to moderate income persons and also to lend money to eligible persons to rehabilitate homes. The Federal Department of Housing and Urban Development (HUD) grants money for these loans to the City. The initial loan of this money is recorded as a disbursement on the accompanying Schedule. Loans repaid, including interest, are used to make additional loans. Subsequent loans are subject to certain compliance requirements imposed by HUD as the initial loans, but are not included as disbursements on the Schedule.

These loans are collateralized by mortgages on the property. At December 31, 2011, the gross amount of loans outstanding under this program was \$1,881,389.

NOTE D – HOME IMPROVEMENT PARTNERSHIP (HOME) REVOLVING LOAN PROGRAM

The City has established a revolving loan program to provide no-interest loans to eligible persons in order to expand the supply of decent and affordable housing, particularly housing for low and very low-income citizens. The Federal Department of Housing and Urban Development (HUD) grants money for these loans to the City. Grant monies are passed through the Ohio Department of Development. The initial loan of this money is recorded as a disbursement on the accompanying Schedule. Loans repaid are used to make additional loans. Subsequent loans are subject to certain compliance requirements imposed by HUD, but are not included as disbursements on the Schedule.

These loans are collateralized by mortgages on the property. At December 31, 2011, the gross amount of loans outstanding under this program was \$2,757,414.

NOTE E – MATCHING REQUIREMENTS

Certain Federal programs require the City to contribute non-Federal funds (matching funds) to support the Federally-funded programs. The City has met its matching requirements. The Schedule does not include the expenditure of non-Federal matching funds.

CFDA – Catalog of Federal Domestic Assistance.

N/A – Not applicable.

This page intentionally left blank.



Dave Yost • Auditor of State

INDEPENDENT ACCOUNTANTS' REPORT ON INTERNAL CONTROL OVER FINANCIAL REPORTING AND ON COMPLIANCE AND OTHER MATTERS REQUIRED BY GOVERNMENT AUDITING STANDARDS

City of Elyria
Lorain County
131 Court Street
Elyria, Ohio 44035

To the Members of Council:

We have audited the financial statements of the governmental activities, business-type activities, each major fund, and the aggregate remaining fund information of the City of Elyria, Lorain County, (the City) as of and for the year ended December 31, 2011, which collectively comprise the City's basic financial statements and have issued our report thereon dated June 28, 2012, wherein we noted the City implemented Governmental Accounting Standards Board Statement No. 54, "Fund Balance Reporting and Governmental Fund Type Definitions," the implementation of this statement did not result in a change in total fund balance but only the classification of fund balance on the City's financial statements. We conducted our audit in accordance with auditing standards generally accepted in the United States of America and the standards applicable to financial audits contained in the Comptroller General of the United States' *Government Auditing Standards*.

Internal Control Over Financial Reporting

In planning and performing our audit, we considered the City's internal control over financial reporting as a basis for designing our audit procedures for the purpose of expressing our opinions on the financial statements, but not for the purpose of opining on the effectiveness of the City's internal control over financial reporting. Accordingly, we have not opined on the effectiveness of the City's internal control over financial reporting.

A *deficiency in internal control* exists when the design or operation of a control does not allow management or employees, when performing their assigned functions, to prevent, or detect and timely correct misstatements. A *material weakness* is a deficiency, or combination of internal control deficiencies resulting in more than a reasonable possibility that a material misstatement of the City's financial statements will not be prevented, or detected and timely corrected.

Our consideration of internal control over financial reporting was for the limited purpose described in the first paragraph of this section and was not designed to identify all deficiencies in internal control over financial reporting that might be deficiencies, significant deficiencies or material weaknesses. We did not identify any deficiencies in internal control over financial reporting that we consider material weaknesses, as defined above.

Compliance and Other Matters

As part of reasonably assuring whether the City's financial statements are free of material misstatement, we tested its compliance with certain provisions of laws, regulations, contracts, and grant agreements, noncompliance with which could directly and materially affect the determination of financial statement amounts. However, providing an opinion on compliance with those provisions was not an objective of our audit and accordingly, we do not express an opinion. The results of our tests disclosed no instances of noncompliance or other matters we must report under *Government Auditing Standards*.

We did note certain matters not requiring inclusion in this report that we reported to the City's management in a separate letter dated June 28, 2012.

We intend this report solely for the information and use of management, the Financial Review Board, Council, and federal awarding agencies and pass-through entities, and others within the City. We intend it for no one other than these specified parties.

A handwritten signature in black ink that reads "Dave Yost". The signature is written in a cursive style with a large, looping "D" and "Y".

Dave Yost
Auditor of State

June 28, 2012



Dave Yost • Auditor of State

INDEPENDENT ACCOUNTANTS' REPORT ON COMPLIANCE WITH REQUIREMENTS APPLICABLE TO EACH MAJOR FEDERAL PROGRAM AND ON INTERNAL CONTROL OVER COMPLIANCE REQUIRED BY OMB CIRCULAR A-133, AND ON THE FEDERAL AWARDS EXPENDITURES SCHEDULE

City of Elyria
Lorain County
131 Court Street
Elyria, Ohio 44035

To the Members of Council:

Compliance

We have audited the compliance of the City of Elyria, Lorain County, Ohio, (the City) with the types of compliance requirements described in the U.S. Office of Management and Budget (OMB) *Circular A-133, Compliance Supplement* that could directly and materially affect each of the City of Elyria's major federal programs for the year ended December 31, 2011. The *summary of auditor's results* section of the accompanying schedule of findings identifies the City's major federal programs. The City's management is responsible for complying with the requirements of laws, regulations, contracts, and grants applicable to each major federal program. Our responsibility is to opine on the City's compliance based on our audit.

Our compliance audit followed auditing standards generally accepted in the United States of America; the standards applicable to financial audits included in the Comptroller General of the United States' *Government Auditing Standards*; and OMB Circular A-133, *Audits of States, Local Governments, and Non-Profit Organizations*. These standards and OMB Circular A-133 require that we plan and perform the audit to reasonably assure whether noncompliance occurred with the compliance requirements referred to above that could directly and materially affect a major federal program. An audit includes examining, on a test basis, evidence about the City's compliance with these requirements and performing other procedures we considered necessary in the circumstances. We believe our audit provides a reasonable basis for our opinion. Our audit does not provide a legal determination on the City's compliance with these requirements.

In our opinion, the City of Elyria, Lorain County, Ohio, complied, in all material respects, with the requirements referred to above that could directly and materially affect each of its major federal programs for the year ended December 31, 2011.

Internal Control Over Compliance

The City's management is responsible for establishing and maintaining effective internal control over compliance with the requirements of laws, regulations, contracts, and grants applicable to federal programs. In planning and performing our audit, we considered the City's internal control over compliance with requirements that could directly and materially affect a major federal program, to determine our auditing procedures for the purpose of opining on compliance and to test and report on internal control over compliance in accordance with OMB Circular A-133, but not for the purpose of opining on the effectiveness of internal control over compliance. Accordingly, we have not opined on the effectiveness of the City's internal control over compliance.

Internal Control Over Compliance (Continued)

A deficiency in internal control over compliance exists when the design or operation of a control over compliance does not allow management or employees, when performing their assigned functions, to prevent, or to timely detect and correct, noncompliance with a federal program compliance requirement. A *material weakness in internal control over compliance* is a deficiency, or combination of deficiencies, in internal control over compliance, such that there is a reasonable possibility that material noncompliance with a federal program compliance requirement will not be prevented, or timely detected and corrected.

Our consideration of internal control over compliance was for the limited purpose described in the first paragraph of this section and would not necessarily identify all deficiencies in internal control over compliance that might be deficiencies, significant deficiencies or material weaknesses. We did not identify any deficiencies in internal control over compliance that we consider to be material weaknesses, as defined above.

Federal Awards Expenditures Schedule

We have also audited and issued our unqualified opinion on the financial statements of the governmental activities, the business-type activities, each major fund and the aggregate remaining fund information of the City of Elyria, Lorain County, Ohio, (the City) as of and for the year ended December 31, 2011, and have issued our report thereon dated June 28, 2012. Our opinion also explained that the City adopted Governmental Accounting Standards Board Statement No. 54 during the year. Our audit was performed to form opinions on the financial statements that collectively comprise the City's basic financial statements taken as a whole. The accompanying federal awards expenditures schedule provides additional information required by the U.S. Office of Management and Budget Circular A-133, *Audits of States, Local Governments, and Non-Profit Organizations* and is not a required part of the basic financial statements. The schedule is management's responsibility, and was derived from and relates directly to the underlying accounting and other records used to prepare the financial statements. This schedule was subject to the auditing procedures we applied to the basic financial statements. We also applied certain additional procedures, including comparing and reconciling this information directly to the underlying accounting and other records used to prepare the basic financial statements or to the basic financial statements themselves, in accordance with auditing standards generally accepted in the United States of America. In our opinion, this information is fairly stated, in all material respects, in relation to the basic financial statements taken as a whole.

We intend this report solely for the information and use of the Financial Review Board, management, Council, others within the entity, federal awarding agencies, and pass-through entities. It is not intended for anyone other than these specified parties.



Dave Yost
Auditor of State

June 28, 2012

**CITY OF ELYRIA
LORAIN COUNTY**

**SCHEDULE OF FINDINGS
OMB CIRCULAR A -133 § .505
DECEMBER 31, 2011**

1. SUMMARY OF AUDITOR'S RESULTS

(d)(1)(i)	Type of Financial Statement Opinion	Unqualified
(d)(1)(ii)	Were there any material control weaknesses reported at the financial statement level (GAGAS)?	No
(d)(1)(ii)	Were there any significant deficiencies in internal control reported at the financial statement level (GAGAS)?	No
(d)(1)(iii)	Was there any reported material noncompliance at the financial statement level (GAGAS)?	No
(d)(1)(iv)	Were there any material internal control weaknesses reported for major federal programs?	No
(d)(1)(iv)	Were there any significant deficiencies in internal control reported for major federal programs?	No
(d)(1)(v)	Type of Major Programs' Compliance Opinion	Unqualified
(d)(1)(vi)	Are there any reportable findings under § .510(a)?	No
(d)(1)(vii)	Major Programs (list):	1. ARRA - Energy Efficiency and Conservation Block Grant / CFDA #81.128 2. ARRA – Highway Planning and Construction Grants / CFDA #20.205 3. ARRA – U.S. Department of Justice COPS Hiring Recovery Program / CFDA #16.710
(d)(1)(viii)	Dollar Threshold: Type A\B Programs	Type A: > \$ 300,000 Type B: all others
(d)(1)(ix)	Low Risk Auditee?	Yes

**2. FINDINGS RELATED TO THE FINANCIAL STATEMENTS
REQUIRED TO BE REPORTED IN ACCORDANCE WITH GAGAS**

None.

3. FINDINGS FOR FEDERAL AWARDS

None.

City of Elyria, Ohio

Comprehensive Annual Financial Report



for the year ended December 31st, 2011

Ted M. Pileski, CPA, CPFA

Elyria City Auditor

CITY OF ELYRIA, OHIO
COMPREHENSIVE ANNUAL FINANCIAL REPORT
For the fiscal year ended
December 31, 2011

Prepared by:

Department of Finance Administration
Ted M. Pileski, CPA, CPFA, Elyria City Auditor
John T. Farrell, Elyria City Chief Deputy Auditor

(THIS PAGE INTENTIONALLY LEFT BLANK)

City of Elyria, Ohio
 Comprehensive Annual Financial Report
 For the Fiscal Year Ended, December 31, 2011

TABLE OF CONTENTS

	Page
INTRODUCTORY SECTION	
Letter of Transmittal	1 – 5
GFOA Certificate of Achievement for Excellence in Financial Reporting	6
Organizational Chart	7
List of Elected and Appointed Officials	8
 FINANCIAL SECTION	
Independent Accountants’ Report	9 – 10
Management’s Discussion and Analysis	11 – 24
Basic Financial Statements:	
Government-wide Financial Statements:	
Statement of Net Assets	25
Statement of Activities	26
Fund Financial Statements:	
Balance Sheet – Governmental Funds	27
Reconciliation of Total Governmental Fund Balances To Net Assets of Governmental Activities	28
Statement of Revenues, Expenditures, and Changes in Fund Balances – Governmental Funds	29
Reconciliation of the Statement of Revenues, Expenditures, and Changes in Fund Balances of Governmental Funds to the Statement of Activities	30
Statement of Revenues, Expenditures, and Changes in Fund Balance – Budget and Actual (Non-GAAP Budgetary Basis) – General Fund – Legal Appropriation Level	31 – 35
Statement of Net Assets – Proprietary Funds	36 – 37
Statement of Revenues, Expenses, and Changes in Fund Net Assets – Proprietary Funds	38
Statement of Cash Flows – Proprietary Funds	39
Statement of Fiduciary Assets and Liabilities – Agency Funds	40
Notes to the Basic Financial Statements	41 – 78
Nonmajor Governmental Funds Descriptions	79 – 83
Combining and Individual Fund Statements and Schedules:	
Combining Balance Sheet – Nonmajor Governmental Funds	84 – 91
Combining Statement of Revenues, Expenditures and Changes in Fund Balances – Nonmajor Governmental Funds	92 – 99
Schedule of Revenues, Expenditures, and Changes in Fund Balance – Budget and Actual – (Non-GAAP Budgetary Basis) - Energy Conservation Fund – Legal Appropriation Level	100
Schedule of Revenues, Expenditures, and Changes in Fund Balance – Budget and Actual – (Non-GAAP Budgetary Basis) - General Bond Retirement Fund – Legal Appropriation Level	101
Schedule of Revenues, Expenditures, and Changes in Fund Balance – Budget and Actual – (Non-GAAP Budgetary Basis) – Legal Appropriation Level:	
Street Construction Maintenance and Repair Fund	102
State Highway Fund	103
Fire Pension Fund	104
Police Pension Fund	105
Health Grant Fund	106-107
Municipal Motor Vehicle Tax Fund	108
Block Grant Fund	109
C.H.I.P. Grant Fund	110
Chestnut Commons Tax Increment Financing Fund	111

City of Elyria, Ohio
 Comprehensive Annual Financial Report
 For the Fiscal Year Ended, December 31, 2011

TABLE OF CONTENTS (cont.)

Page

Schedule of Revenues, Expenditures, and Changes in Fund Balance – Budget and Actual – (Non-GAAP Budgetary Basis) – Legal Appropriation Level (Continued):	
Muni Court Technology Fund.....	112
Muni Court Security Fund.....	113
Municipal Court Construction/Improvement Fund.....	114
Special Parking Fines Fund.....	115
Legal Research & Court Computerization Fund.....	116
Special Court Maintenance Fund.....	117
Muni Court Special Collections Fund.....	118
Food Service Operations Fund.....	119
Dental Health Grant Fund.....	120
Household Sewage Disposal Permit Fee Fund.....	121
Manufactured Home/Park Placement Fee Fund.....	122
Special Traffic Magistrate Fund.....	123
Swimming Pool Inspection Fund.....	124
Law Enforcement Fund.....	125
Mandatory Drug Fine Fund.....	126
Indigent Drivers Alcohol Treatment Fund.....	127
Alcohol Enforcement and Education Fund.....	128
Police Levy Fund.....	129
Wagner Trust Fund.....	130
Ely Park Trust.....	131
Findley Trust Fund.....	132
Cemetery Maintenance and Improvement Fund.....	133
Brownfield Petroleum Assessment Grant Fund.....	134
Brownfield Hazardous Assessment Grant Fund.....	135
Neighborhood Stabilization Program Grant Fund.....	136 - 137
Neighborhood Stabilization Program 3 Grant Fund.....	138 - 139
Energy Efficiency Block Grant Fund.....	140
Special Probation Fund.....	141
Clean Ohio Revitalization Fund.....	142
Industrial Site Improvement Fund.....	143
COPS Hiring Recovery Program.....	144
SAFER Grant Fund.....	145
Special Assessment Bond Retirement Fund.....	146
State Route 57 Rehabilitation Fund.....	147
Parks Improvement Fund.....	148
Cascade/Elywood Fund.....	149
State Issue II Capital Projects Fund.....	150
49 th Street Special Assessment Fund.....	151
ARRA East River Street Fund.....	152
ARRA Gateway Boulevard Fund.....	153
Cemetery Trust Fund.....	154
Proprietary Funds Descriptions.....	155
Schedule of Revenues, Expenses, and Changes in Fund Equity – Budget and Actual – (Non-GAAP Budgetary Basis) – Water Fund – Legal Appropriation Level.....	156 – 157
Schedule of Revenues, Expenses, and Changes in Fund Equity – Budget and Actual – (Non-GAAP Budgetary Basis) – Special Parks and Recreation Fund – Legal Appropriation Level.....	158
Schedule of Revenues, Expenses, and Changes in Fund Equity – Budget and Actual – (Non-GAAP Budgetary Basis) – Sanitation Fund – Legal Appropriation Level.....	159

City of Elyria, Ohio
 Comprehensive Annual Financial Report
 For the Fiscal Year Ended, December 31, 2011

TABLE OF CONTENTS (cont.)

	Page
Schedule of Revenues, Expenses, and Changes in Fund Equity – Budget and Actual – (Non-GAAP Budgetary Basis) – Wastewater Pollution Control Fund – Legal Appropriation Level.....	160 - 161
Internal Service Funds Descriptions.....	162
Combining and Individual Fund Statements and Schedules:	
Combining Statement of Net Assets – Internal Service Funds.....	163
Combining Statement of Revenues, Expenses, and Changes in Fund Net Assets – Internal Service Funds.....	164
Combining Statement of Cash Flows – Internal Service Funds.....	165
Schedule of Revenues, Expenses, and Changes in Fund Equity – Budget and Actual – (Non-GAAP Budgetary Basis) – Employees’ Health Insurance Fund – Legal Appropriation Level.....	166
Schedule of Revenues, Expenses, and Changes in Fund Equity – Budget and Actual – (Non-GAAP Budgetary Basis) – Workers’ Compensation Fund – Legal Appropriation Level.....	167
Agency Funds Descriptions.....	168-169
Combining Statement of Changes in Assets and Liabilities – All Agency Funds	170-172
 STATISTICAL SECTION	
Explanation of Schedules.....	S
Financial Trends -	
Net Assets by Component – Last Nine Years (Accrual Basis of Accounting).....	S1
Changes in Net Assets – Last Nine Years (Accrual Basis of Accounting).....	S2-S3
Fund Balances, Governmental Funds – Last Nine Years (Modified Accrual Basis of Accounting).....	S4
Changes in Fund Balances, Governmental Funds – Last Nine Years (Modified Accrual Basis of Accounting).....	S5
Revenue Capacity -	
Assessed Valuation and Estimated Actual Values of Taxable Property – Last Ten Years.....	S6-S7
Property Tax Rates – Direct and Overlapping Governments – Last Ten Years.....	S8-S9
Property Tax Levies and Collections – Last Ten Years.....	S10-S11
Principal Taxpayers – Real Estate Tax - 2011 and 2002.....	S12
Principal Taxpayers – Income Tax Withholdings 2011.....	S13
Income Tax Revenue Base and Collections – Last Ten Years.....	S14
Debt Capacity -	
Ratio of Outstanding Debt to Total Personal Income and Debt Per Capita – Last Nine Years...	S15-S16
Ratio of General Obligation Bonded Debt to Assessed Value and Bonded Debt Per Capita – Last Ten Years.....	S17
Computation of Direct and Overlapping Governmental Activities Debt – December 31, 2011.	S18
Legal Debt Margin – Last Ten Years.....	S19-S20
Pledged Revenue Coverage – Wastewater Pollution Control - Last Ten Years.....	S21
Economic and Demographic Information -	
Principal Employers – Current Year and Nine Years Prior.....	S22
Demographic and Economic Statistics – Last Ten Years.....	S23-S24
Full-Time Equivalent City Government Employees by Function/Program – Last Ten Years...	S25
Operating Indicators by Function/Program – Last Ten Years.....	S26-S33
Capital Assets Statistics by Function/Program – Last Nine Years.....	S34-S35

(THIS PAGE INTENTIONALLY LEFT BLANK)

INTRODUCTORY SECTION



Seasonal Visitor to
Lorain County Metroparks



TED M. PILESKE, CPA
City Auditor

JOHN T. FARRELL
Chief Deputy Auditor

June 28, 2012

**HONORABLE MAYOR,
MEMBERS OF CITY COUNCIL,
AND THE CITIZENS OF ELYRIA, OHIO**

As the elected Auditor of the City of Elyria (the “City”), I am pleased to present the Comprehensive Annual Financial Report (“CAFR”) of Elyria, Ohio for the year ended December 31, 2011. Responsibility for both the accuracy of the data, and the completeness and fairness of the presentation, including all disclosures, rests with the City. To provide a reasonable basis for making these representations, management of the City has established a comprehensive internal control framework that is designed to both protect the City’s assets from loss, theft or misuse and to compile sufficient reliable information for the preparation of the City’s financial statements in conformity with generally accepted accounting principles (GAAP). Because the cost of internal controls should not outweigh their benefits, the City’s comprehensive framework of internal controls has been designed to provide reasonable rather than absolute assurance the financial statements will be free from material misstatement. To the best of our knowledge and belief, the enclosed data are accurate in all material respects and are reported in a manner designed to present fairly the financial position and results of operations of the governmental and business-type activities and various funds of the City. All disclosures necessary to enable the reader to gain an understanding of the City’s financial activities have been included.

GAAP requires that management provide a narrative introduction, overview and analysis to accompany the basic financial statements in the form of Management’s Discussion and Analysis (MD&A). This letter of transmittal is designed to complement MD&A and should be read in conjunction with it. The City of Elyria’s MD&A can be found immediately following the report of the Independent Accountants’ Report.

GOVERNMENTAL STRUCTURE

The City was incorporated on February 23, 1833 under the laws of the State of Ohio. The City operates under a Mayor-Council form of government as provided by its Charter adopted on November 2, 1965.

The City provides a full range of services. These services include: police and fire protection, the construction and maintenance of highways, streets and infrastructure, recreational activities, family and child health care, community planning, zoning and development, and water, sewer

and sanitation services. In addition, the Elyria Municipal Court is included in the reporting entity. The Elyria City School District, the Elyria Memorial Hospital and the Elyria Public Library have not met the established criteria for inclusion in the reporting entity and, accordingly, are excluded from this report.

ECONOMIC CONDITION & OUTLOOK

The City is located on the Black River approximately ten miles south of Lake Erie.

The City developed as an industrial community in the early 1800's. As the seat of Lorain County, the City's economy continued to diversify throughout the early 1900's. Another large industrial expansion took place during the late 1940's and early 1950's. In recent years, the face of Elyria's economy has begun to change. Throughout the 1980's and 1990's, the largest employers in the City were manufacturing firms such as Invacare, General Motors and York International. Today, Invacare Corporation is the only one of these companies that still remains in Elyria. As a result, a shift of the largest employers in the City from manufacturing to service oriented employers has taken place. Invacare Corporation is the largest employer in regards to income tax revenues received by the City in 2010, while Lorain County Government, EMH Regional Medical Center, Elyria City School District and Lorain County Community College follow. Despite the shift from manufacturing firms to service oriented firms, Elyria's economy remains diversified with a stable income tax base. Following a significant drop in income tax collections in 2009, income tax collections received in the General Fund continued to rebound increasing 3% in 2011 following a 7% increase in 2010. In 2011, income tax collections received in the General Fund totaled \$18,047,407 (GAAP basis) as compared to \$17,584,638 in 2010.

FINANCIAL POLICIES

As the chief financial officer of the City for the past 18 years, I have approached revenue estimates each year in a very conservative nature. This policy has enabled some revenues to go unappropriated and therefore unspent, which has gone a long way in the recovery of the City's General Fund since the great recession. Due to the recession, the City's General Fund fund balance dropped \$1,469,922 in 2009 to \$571,509. Due to the fore mentioned policy of conservative revenue estimates and cost-cutting measures, the General Fund fund balance rebounded by \$2,056,052 to \$2,627,561 in 2010 and by \$1,268,490 to \$3,896,051 in 2011.

MAJOR INITIATIVES

FOR THE YEAR:

The City addressed the following infrastructure problems in 2011.

Improvements to East River Street were completed in 2011. The total cost of this project was \$1,635,976. The City received a grant in the amount of \$1,425,777 through the American Reinvestment and Recovery Act to fund the majority of this project with the remaining \$210,199 coming from City funds.

The replacement of the Ridge Street Water Main was completed in 2011. The cost of this project was \$230,381 and was funded by a 30-year, 2.87% loan from the Ohio Water Development Authority which will be repaid with fees paid by the users of the water system.

FOR THE FUTURE:

Infrastructure upgrade continues to be a priority of the City. For example:

The repair and reconstruction of West River Road North is scheduled to begin in late 2011 and will continue through 2012. The estimated cost of this project is \$4,308,332 and is being funded with a \$3,031,148 grant from the Federal Highway Administration through the Northeast Ohio Area Wide Coordinating Agency, a \$175,337 grant from the Ohio Department of Transportation (Safety Funds) and a \$379,400 grant from the Ohio Public Works Commission with the remaining \$722,447 coming from City funds.

The repair and reconstruction of Lorain Boulevard from State Route 113 to Lake Avenue is scheduled to begin in 2012. The estimated cost of this project is \$585,410 and is being funded with a 89% grant from the Ohio Public Works Commission and 11% City funds.

GENERAL GOVERNMENTAL FUNCTIONS - The general governmental functions of the City consist of six functions / activities: public safety, health, culture and recreation, community environment, highways and streets, and general government.

The function of public safety consists of the operation of the City's police, fire, safety service, communications, prisoner support, and traffic lights departments. The function of health consists of the operation of the City's health and cemetery departments. The function of culture and recreation consists of the operation of the City's parks and recreation, swimming pools and ice rink departments. The function of community environment consists of the operation of the City's community planning and zoning, community development, housing costs enforcement, block grant administration and rehab operations and comprehensive housing improvement program departments. The function of general government consists primarily of the various administrative departments and municipal court departments.

ENTERPRISE OPERATIONS – The City's enterprise operations consist of four separate funds:

Water, Special Parks and Recreation, Sanitation, and Wastewater Pollution Control. Several of the City's major initiatives listed previously are directly related to these operations. The City has recently had a study completed of its entire water and sewer systems. The end result of the study was a report that outlines the necessary capital improvements needed to improve and keep the water and sewer systems running efficiently and effectively. The report suggests an estimated \$154 million in improvements are necessary for Water Fund operations which include the replacement of the old 4" and 6" waterlines in the City as well as the replacement of the main transmission lines from the City's Water Pumping Plant in Lorain to the City. For the City's Wastewater Pollution Control Fund operations, the report identifies approximately \$105 million in capital improvements which include several conveyance expansion phases among other items. The report suggests that these improvements be completed over a 20-year period and realizing the importance of these improvements, Elyria City Council has enacted a series of annual rate increases over the next 20 years which began in 2009 to fund these improvements. These improvements should keep and improve the City's water and wastewater operations at levels that will be appreciated by our citizens of today and for generations to come.

The City's **Sanitation Department** continues to provide its citizens with excellent trash collection services at the lowest possible price. The City purchased five new garbage trucks with automated arms and implemented the cart system of trash collection late in 2010. This will allow for only one person to man each truck and is believed to lower workers compensation claims in the future as well as dumping fees as more residents will be forced to recycle thus reducing the amount of trash sent to the independently-owned landfill. The City also purchased three new recycling garbage trucks in 2010 to provide better service to its residents. A series of five (5) annual increases beginning in 2009 were enacted by Elyria City Council which will provide the necessary resources to pay for these new trucks.

The City's fourth enterprise fund, **Special Parks and Recreation**, is fairly minor in nature and is used to account for the operations of concession stands and athletic programs in the City's parks and recreation facilities.

INTERNAL SERVICE OPERATIONS – The City has two internal service funds relating to risk management. Those funds are the **Employees' Health Insurance Fund** and **Workers' Compensation Fund**.

The **Employees' Health Insurance Fund** is used to account for the operations of the City's self-insured health plan for all full-time employees and their dependents. Other City funds are charged a premium amount per employee covered by the Employees' Health Insurance Fund. The Employees' Health Insurance Fund pays claims and administration costs. The City has specific stop-loss insurance coverage to insure against catastrophic claims.

The **Workers' Compensation Fund** is used to account for the City's participation in the State of Ohio workers' compensation fully insured plan. Under the plan, the City reimburses the State of Ohio for claims paid, administration fees, and premiums for insurance coverage on catastrophic claims. Other City funds are charged a premium amount based on the wages paid to covered employees.

FIDUCIARY OPERATIONS – The City has several agency funds under its jurisdiction. These funds are used to account for assets held by the City as an agent for individuals, private organizations, other governmental units, or other funds.

DEBT ADMINISTRATION – The City's recent bond rating of A2 was downgraded to an A3 in late 2009 due to the stress that the depressed economy has put on the City of Elyria. In April 2010, Moody's Investors Service recalibrated their "municipal scale" to their "global scale" and changed the City's bond rating to an A1. The A1 rating was confirmed in October 2011 at the time the City advance refunded a number of bond issues to take advantage of the low interest rate market and more recently in May 2012 when the City issued short-term general obligation bond anticipation notes for various projects. This favorable bond rating has saved the City thousands of dollars in debt service costs and also shows Moody's confidence in the City's operations and financial position.

The City had a number of debt issues outstanding at December 31, 2011. These issues include \$33,835,591 in general obligation bonds, \$7,850,000 in general obligation notes, \$3,199,421 in special assessment bonds, \$21,486,696 in Ohio Water Development Authority loans, \$2,724,102 in State Infrastructure Bank loans and \$1,068,459 in Ohio Public Works Commission interest free loans. Under the Uniform Bond Act of the Ohio Revised Code, the City has a legal limitation on unvoted general obligation debt based on 5.5% of the assessed valuation of real and

personal property. At December 31, 2011, the City's net debt (as defined in the Ohio Revised Code) of \$41,438,885 was below the legal limit of \$48,962,086.

INDEPENDENT AUDIT – State statutes require an annual audit. This year the City's audit was performed by Auditor of State, David Yost. In addition to meeting the requirements set forth in state statutes, the audit also was designed to meet the requirements of the Federal Single Audit Act of 1984, and subsequent amendments and the related OMB Circular A-133. The independent accountants' report on the basic financial statements is included in the financial section of this report and is unqualified.

AWARDS

The GFOA awarded a **CERTIFICATE OF ACHIEVEMENT FOR EXCELLENCE IN FINANCIAL REPORTING** to the City of Elyria for its comprehensive annual financial report for the fiscal year ended December 31, 2010. The Certificate of Achievement is a prestigious national award recognizing conformance with the highest standards for the preparation of state and local government financial reports.

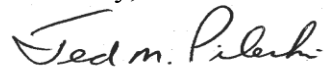
In order to be awarded a Certificate of Achievement, a government unit must publish an easily readable and efficiently organized comprehensive annual financial report, whose contents conform to program standards. The CAFR must satisfy both accounting principles generally accepted in the United States of America and applicable legal requirements. A Certificate of Achievement is valid for a period of one year only. The City of Elyria has received a Certificate of Achievement for the last **TWENTY-FIVE CONSECUTIVE YEARS** (fiscal years ended 1986-2010). We believe our current report continues to conform to the Certificate of Achievement Program requirements, and we are submitting it to the GFOA.

ACKNOWLEDGMENTS

I would like to extend a special thank you to Chief Deputy Auditor John T. Farrell who assisted me in preparing this report. I would also like to thank my entire staff whose dedicated service made this report possible.

In closing, I would also like to thank the Mayor and members of Elyria City Council, for without your continued support, the preparation of this report to help ensure the continued financial integrity of the City, would not have been possible.

Sincerely,



Ted M. Pileski, CPA
Elyria City Auditor

Certificate of Achievement for Excellence in Financial Reporting

Presented to

City of Elyria
Ohio

For its Comprehensive Annual
Financial Report
for the Fiscal Year Ended
December 31, 2010

A Certificate of Achievement for Excellence in Financial Reporting is presented by the Government Finance Officers Association of the United States and Canada to government units and public employee retirement systems whose comprehensive annual financial reports (CAFRs) achieve the highest standards in government accounting and financial reporting.



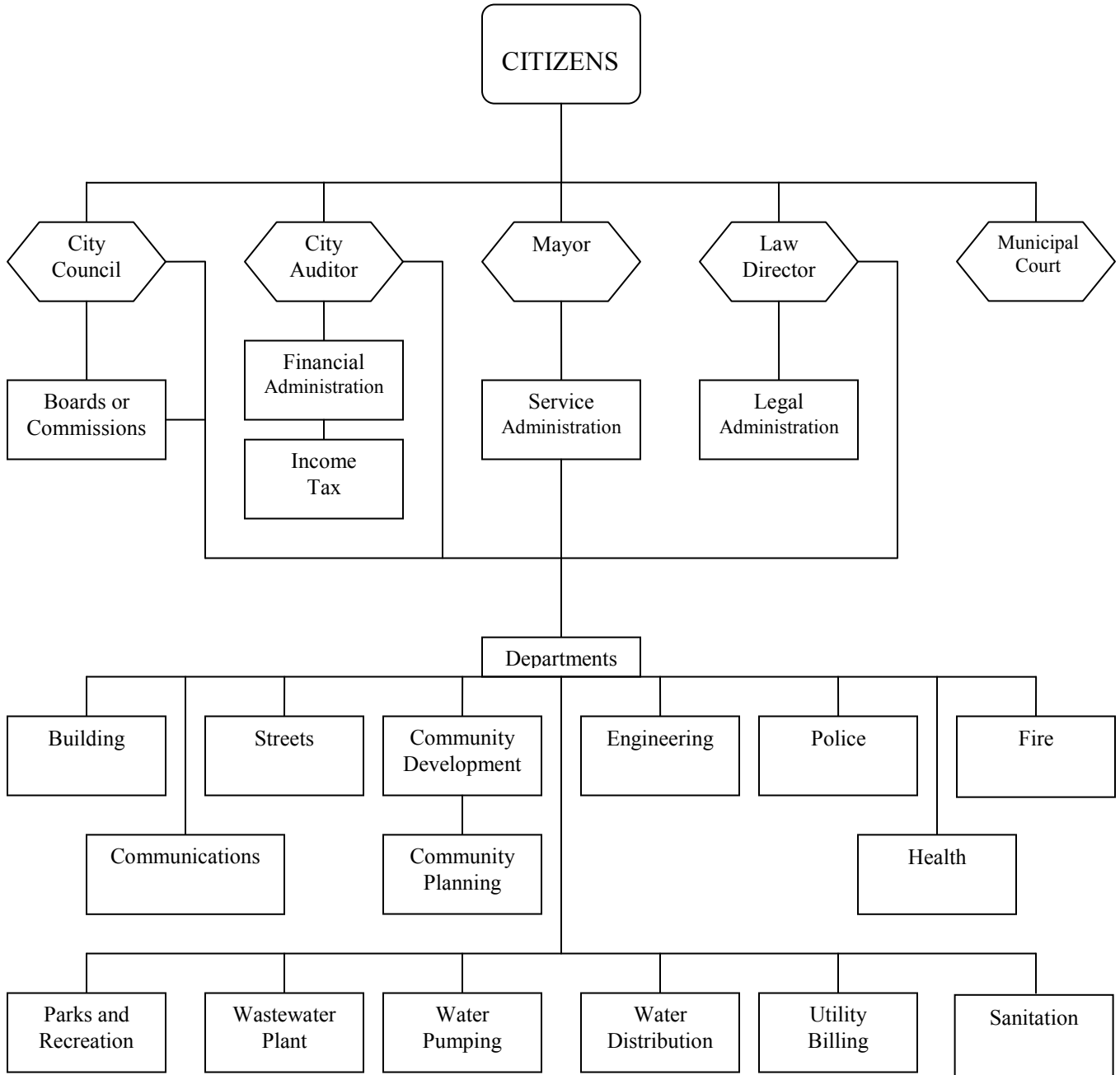
Linda C. Davidson

President

Jeffrey R. Enos

Executive Director

City of Elyria, Ohio Organizational Chart



City of Elyria, Ohio
List of Elected and Appointed Officials
December 31, 2011

Elected Officials

Mayor
Auditor
Law Director
Judge
Judge
Court Clerk
Council Member – Ward 1
Council Member – Ward 2
Council Member – Ward 3
Council Member – Ward 4
Council Member – Ward 5
Council Member – Ward 6
Council Member – Ward 7
Council Member – At large
Council Member – At large
Council Member – At large
Council Member – At large

William M. Grace
Ted M. Pileski
Terry S. Shilling
Lisa A. Locke-Graves
Gary C. Bennett
Eric J. Rothgery
Larry W. Tanner
Forrest L. Bullocks
Gary L. Gibbs
Mark F. Craig
Marcus D. Madison
Donna Mitchell
Gerard A. McHugh
Thomas G. Callahan
Michael J. Lotko III
Mary F. Siwierka
Victor F. Stewart III

Appointed Officials

Administrative Assistant
Safety Service Director – 1/1/2011 – 10/9/2011
Acting Safety Service Director – 10/9/2011 – 12/31/2011
Administrative Assistant
Assistant Safety Service Director
EEO-MBE Coordinator
Administrative Legal Council to the Mayor
Chief Deputy Auditor
Chief Prosecutor
Prosecutor
Assistant Prosecutor
Assistant Prosecutor
Assistant Prosecutor
Assistant Prosecutor
Assistant Prosecutor
Council Clerk
Assistant Council Clerk

Rebecca M. Stewart
Chris C. Eichenlaub
Kevin A. Brubaker
Martha Syrowski
James Hutchison
LaTaunya V. Conley
Thomas J. Smith
John T. Farrell
Jay B. Grunda
Scott A. Strait
Cynthia M. Adams
Michelle D. Nedwick
Quentin J. Nolan
Linda M. Powers
Honey Rothschild
Arthur J. Weber
Nell A. Fike

Department Heads

Building Department
Communications Superintendent
Community Development / City Planning Director
Acting Engineer
Fire Chief
Health Commissioner
Income Tax Administrator
Medical Director
Parks and Recreation Director
Police Chief
Street Superintendent
Utilities Superintendent
Wastewater Plant Superintendent
Water Distribution Superintendent
Water Pumping Plant Superintendent

Phillip Lahetta
Larry A. Showalter
Angela J. Byington
John D. Schneider
Richard A. Benton
Kathryn C. Boylan
Ted M. Pileski
Dr. Douglas M. McDonald
Frank J. Gustoff
Duane P. Whitely
Gary M. Dickerson
Sherman C. Jones
Terry Korzan
David M. Rothgery
Samuel F. Jacob

FINANCIAL SECTION



Eagles near Lake Erie



Dave Yost • Auditor of State

INDEPENDENT ACCOUNTANTS' REPORT

City of Elyria
Lorain County
131 Court Street
Elyria, Ohio 44035

To the Members of Council:

We have audited the accompanying financial statements of the governmental activities, the business-type activities, each major fund, and the aggregate remaining fund information of the City of Elyria, Lorain County, Ohio (the City), as of and for the year ended December 31, 2011, which collectively comprise the City's basic financial statements as listed in the table of contents. These financial statements are the responsibility of the City's management. Our responsibility is to express opinions on these financial statements based on our audit.

We conducted our audit in accordance with auditing standards generally accepted in the United States of America and the standards applicable to financial audits contained in the Comptroller General of the United States' *Government Auditing Standards*. Those standards require that we plan and perform the audit to reasonably assure whether the financial statements are free of material misstatement. An audit includes examining, on a test basis, evidence supporting the amounts and disclosures in the financial statements. An audit also includes assessing the accounting principles used and significant estimates made by management, as well as evaluating the overall financial statement presentation. We believe our audit provides a reasonable basis for our opinions.

In our opinion, the financial statements referred to above present fairly, in all material respects, the respective financial position of the governmental activities, the business-type activities, each major fund, and the aggregate remaining fund information of the City of Elyria, Lorain County, Ohio, as of December 31, 2011, and the respective changes in financial position and where applicable, cash flows, thereof and the budgetary comparison for the General Fund for the year then ended in conformity with accounting principles generally accepted in the United States of America.

As described in Note 16, the City implemented Governmental Accounting Standards Board Statement No. 54, "Fund Balance Reporting and Governmental Fund Type Definitions," the implementation of this statement did not result in a change in total fund balance but only the classification of fund balance on the City's financial statements.

In accordance with *Government Auditing Standards*, we have also issued our report dated June 28, 2012, on our consideration of the City's internal control over financial reporting and our tests of its compliance with certain provisions of laws, regulations, contracts and grant agreements and other matters. While we did not opine on the internal control over financial reporting or on compliance, that report describes the scope of our testing of internal control over financial reporting and compliance and the results of that testing. That report is an integral part of an audit performed in accordance with *Government Auditing Standards*. You should read it in conjunction with this report in assessing the results of our audit.

Accounting principles generally accepted in the United States of America require this presentation to include *Management's discussion and analysis*, as listed in the table of contents, to supplement the basic financial statements. Although this information is not part of the basic financial statements, the Governmental Accounting Standards Board considers it essential for placing the basic financial statements in an appropriate operational, economic, or historical context. We have applied certain limited procedures to the required supplementary information in accordance with auditing standards generally accepted in the United States of America, which consisted of inquiries of management about the methods of preparing the information and comparing the information for consistency with management's responses to our inquiries, the basic financial statements, and other knowledge we obtained during our audit of the basic financial statements. We do not express an opinion or provide any assurance on the information because the limited procedures do not provide us with sufficient evidence to express an opinion or provide any other assurance.

We conducted our audit to opine on the financial statements that collectively comprise the City's basic financial statements taken as a whole. The introductory section, the financial section's combining statements, individual fund statements and schedules, and the statistical section information provide additional analysis and are not a required part of the basic financial statements. The financial section's combining statements, individual fund statements and schedules are management's responsibility, and were derived from and relate directly to the underlying accounting and other records used to prepare the basic financial statements. These statements and schedules were subject to the auditing procedures we applied to the basic financial statements. We also applied certain additional procedures, including comparing and reconciling this information directly to the underlying accounting and other records used to prepare the basic financial statements or to the basic financial statements themselves, in accordance with auditing standards generally accepted in the United States of America. In our opinion, this information is fairly stated in all material respects in relation to the basic financial statements taken as a whole. We did not subject the introductory section and statistical section information to the auditing procedures applied in the audit of the basic financial statements and, accordingly, we express no opinion or any other assurance on them.



Dave Yost
Auditor of State

June 28, 2012

CITY OF ELYRIA, OHIO
Management's Discussion and Analysis
For the Year Ended December 31, 2011
Unaudited

As management of the City of Elyria, we offer readers of the City of Elyria's financial statements this narrative overview and analysis of the financial activities of the City of Elyria for the fiscal year ended December 31, 2011. We encourage readers to consider the information presented here in conjunction with additional information that we have furnished in our letter of transmittal, which can be found on pages 1 - 5 of this report.

Financial Highlights

- The assets of the City of Elyria exceeded its liabilities at the close of the most recent fiscal year by \$100,429,551 (*net assets*). Of this amount, \$88,324,009 or 88% represents investments in capital assets, net of related debt. Net assets of the City of Elyria increased \$1,549,627 in 2011.
- The General Fund balance continued to rebound increasing \$1,268,490. This increase can be attributed in part to increases in income tax revenues of \$462,769 or 2.63%, intergovernmental revenues of \$461,256 or 12.47% and licenses and permits of \$310,859 or 73.29% received by the City in 2011.
- The City of Elyria's short-term debt decreased by \$680,000 as the City retired \$200,000 in principal on a one-year general bond anticipation note for two new fire trucks, \$100,000 in principal on a one-year general bond anticipation note for the Energy Conservation Project, \$80,000 in principal on a one-year general bond anticipation note for improvements to 49th Street and \$300,000 in principal on a one-year general bond anticipation note for the acquisition of new trucks and garbage carts for the Sanitation Department. The City re-issued one-year general bond anticipation notes for \$1.1 million for the acquisition of fire pumper trucks and a new aerial ladder truck, \$3.5 million for the Energy Conservation project, \$150,000 for improvements to 49th Street and \$3.1 million for the acquisition of new trucks and garbage carts for the Sanitation Department.
- The City's long-term debt increased by \$1,494,744 as the City applied and received construction loans in the amount of \$6,107,876. The City also called \$8,170,000 in general obligation bonds and re-issued \$7,710,000 to take advantage of the lower interest market in 2011. The City also retired existing long-term bonds and construction loans by \$3,510,885, long-term compensated absences by \$563,111 and capital lease obligations by \$79,136.

Overview of the Financial Statements

This discussion and analysis is intended to serve as an introduction to the City of Elyria's basic financial statements. The City of Elyria's basic financial statements are comprised

of three components: 1) government-wide financial statements, 2) fund financial statements, and 3) notes to the basic financial statements. This report also contains other supplementary information in addition to the basic financial statements themselves.

Government-Wide Financial Statements. The *government-wide statements* are designed to provide readers with a broad overview of the City of Elyria's finances, in a manner similar to a private-sector business.

The *statement of net assets* presents information on all of the City of Elyria's assets and liabilities, with the difference between the two reported as *net assets*. Over time, increases or decreases in net assets may serve as a useful indicator of whether the financial position of the City of Elyria is improving or deteriorating.

The *statement of activities* presents information showing how the City's net assets changed during the most recent fiscal year. All changes in net assets are reported as soon as the underlying event giving rise to the change occurs, *regardless of the timing of related cash flows*. Thus, revenues and expenses are reported in this statement for some items that will only result in cash flows in future fiscal periods (e.g., uncollected taxes and earned but unused vacation leave).

Both of the government-wide financial statements distinguish functions of the City of Elyria that are principally supported by taxes and intergovernmental revenues (*governmental activities*) from other functions that are intended to recover all or a significant portion of their costs through user fees and charges (*business-type activities*). The governmental activities of the City of Elyria include public safety, health, culture and recreation, community environment, highways and streets, and general government. The business-type activities of the City of Elyria include water, special parks & recreation, sanitation, and wastewater pollution control operations.

The government-wide financial statements can be found on pages 25 - 26 of this report.

Fund financial statements. A *fund* is a grouping of related accounts that is used to maintain control over resources that have been segregated for specific activities or objectives. The City of Elyria, like other state and local governments, uses fund accounting to ensure and demonstrate compliance with finance-related legal requirements. All of the funds of the City of Elyria can be divided into three categories: governmental funds, proprietary funds, and fiduciary funds.

Governmental funds. *Governmental funds* are used to account for essentially the same functions reported as *governmental activities* in the government-wide financial statements. However, unlike the government-wide financial statements, governmental fund financial statements focus on *near-term inflows and outflows of spendable resources*, as well as on *balances of spendable resources* available at the end of the fiscal year. Such information may be useful in evaluating a government's near-term financing requirements.

CITY OF ELYRIA, OHIO
Management's Discussion and Analysis
For the Year Ended December 31, 2011
Unaudited

Because the focus of governmental funds is narrower than that of the government-wide financial statements, it is useful to compare the information presented for *governmental funds* with similar information presented for *governmental activities* in the government-wide financial statements. By doing so, readers may better understand the long-term impact of the government's near-term financing decisions. Both the governmental fund balance sheet and the governmental fund statement of revenues, expenditures, and changes in fund balances provide a reconciliation to facilitate this comparison between *governmental funds* and *governmental activities*.

The City of Elyria maintains fifty-eight (58) individual governmental funds. Information is presented separately in the governmental fund balance sheet and in the governmental fund statement of revenues, expenditures, and changes in fund balances for the General Fund, Energy Conservation Fund, and the General Bond Retirement Fund, all of which are considered to be major funds under generally accepted accounting principles. Data from the other fifty-five (55) governmental funds are combined into a single, aggregated presentation. Individual fund data for each of these non-major governmental funds is provided in the form of *combining statements* elsewhere in this report.

The City of Elyria adopts an annual appropriated budget for all governmental funds. A budgetary comparison statement has been provided for the General Fund in the basic financial statements to demonstrate compliance with its budget. Budgetary comparison schedules for other funds are provided elsewhere in this report.

The basic governmental fund financial statements can be found on pages 27-35 of this report.

Proprietary funds. The City of Elyria maintains two different types of proprietary funds. *Enterprise funds* are used to report the same functions presented as *business-type activities* in the government-wide financial statements. The City of Elyria uses enterprise funds to account for its Water, Sanitation, and Wastewater utilities, and for its Special Parks & Recreation programs. *Internal service funds* are an accounting device used to accumulate and allocate costs internally among the City of Elyria's various functions. The City of Elyria uses internal service funds to account for its worker's compensation and employee health insurance expenditures. Because both of these services predominantly benefit governmental rather than business-type functions, they have been included within *governmental activities* in the government-wide financial statements.

Proprietary funds provide the same type of information as the government-wide financial statements, only in more detail. The proprietary fund financial statements provide separate information for the Water, Special Parks and Recreation, Sanitation, and Wastewater Pollution Control operations, all of which are considered to be major funds of the City of Elyria. Conversely, our Employee Health Insurance and Worker's Compensation internal service funds are combined into a single, aggregated presentation in the proprietary fund financial statements. Individual fund data for the internal service funds is provided in the form of *combining statements* on pages 163-165 of this report.

The basic proprietary fund financial statements can be found on pages 36-39 of this report.

Fiduciary funds. Fiduciary funds are used to account for resources held for the benefit of parties outside the government. The fiduciary fund category is split into four classifications: pension trust funds, investment trust funds, private purpose trust funds and agency funds. Of these classifications, the City utilizes only agency funds. Agency funds are custodial in nature (assets equal liabilities) and do not involve measurement of results of operations. Fiduciary funds are *not* reflected in the government-wide financial statement because the resources of those funds are *not* available to support the City of Elyria's own programs.

The basic fiduciary fund financial statement can be found on page 40 of this report.

Notes to the financial statements. The notes provide additional information that is essential to a full understanding of the data provided in the government-wide and fund financial statements. The notes to the financial statements can be found on pages 41-78 of this report.

Government-Wide Financial Analysis

As noted earlier, net assets may serve over time as a useful indicator of a government's financial position. In the case of the City of Elyria, assets exceeded liabilities by \$100,429,551 at the close of the most recent fiscal year.

By far, the largest portion of the City of Elyria's net assets (88 percent) reflects its investment in capital assets (e.g., land, buildings, machinery and equipment, and infrastructure) to provide services to citizens, less any related debt used to acquire those assets; consequently, these assets are *not* available for future spending. Although the City of Elyria's investment in its capital assets is reported net of related debt, it should be noted that the resources needed to repay this debt must be provided from other sources, since the capital assets themselves cannot be used to liquidate these liabilities. A condensed statement of net assets follows in Table 1.

CITY OF ELYRIA, OHIO
Management's Discussion and Analysis
For the Year Ended December 31, 2011
Unaudited

Table 1
CITY OF ELYRIA'S
Condensed Statement of Net Assets

	Governmental activities		Business-type activities		Total	
	2011	2010	2011	2010	2011	2010
Current and other assets	\$ 27,501,547	\$ 26,111,427	\$ 4,526,473	\$ 6,664,589	\$ 32,028,020	\$ 32,776,016
Capital assets	89,388,457	91,045,873	67,153,663	60,612,317	156,542,120	151,658,190
Total assets	<u>116,890,004</u>	<u>117,157,300</u>	<u>71,680,136</u>	<u>67,276,906</u>	<u>188,570,140</u>	<u>184,434,206</u>
Current liabilities	13,216,886	13,648,441	6,535,424	5,012,306	19,752,310	18,660,747
Non-Current liabilities	34,827,151	36,672,460	33,561,128	30,221,075	68,388,279	66,893,535
Total liabilities	<u>48,044,037</u>	<u>50,320,901</u>	<u>40,096,552</u>	<u>35,233,381</u>	<u>88,140,589</u>	<u>85,554,282</u>
Net assets:						
Invested in capital assets, net of related debt	55,127,394	54,196,053	33,196,615	29,367,060	88,324,009	83,563,113
Restricted	9,680,718	10,402,372			9,680,718	10,402,372
Unrestricted	4,037,855	2,237,974	(1,613,031)	2,676,465	2,424,824	4,914,439
Total net assets	<u>\$ 68,845,967</u>	<u>\$ 66,836,399</u>	<u>\$ 31,583,584</u>	<u>\$ 32,043,525</u>	<u>\$ 100,429,551</u>	<u>\$ 98,879,924</u>

An additional portion of the City of Elyria's net assets at December 31, 2011 (10 percent) represents resources that are subject to external restrictions on how they may be used. The remaining net assets of \$2,424,524 at December 31, 2011 are unrestricted and may be used to meet the government's ongoing obligations to citizens and creditors.

Table 2 on Page 16 indicates the changes in net assets for the years ended December 31, 2011 and 2010.

Governmental activities. In 2011, the net assets for the governmental activities of the City increased by \$2,009,568. This increase in net assets is primarily due to an increase in income tax revenues of \$1,867,957 and an increase of \$310,859 in licenses and permits revenue. Total tax revenue accounts for \$28,840,914 of the \$45,302,562 total revenue for governmental activities, or 64%.

The City's direct charges to users of governmental services made up \$4,061,784 or 9% of total governmental revenue. These charges are for fees related to health department activities, fees related to parks and recreation activities, fines and forfeitures related to Elyria Municipal Court activities and various licenses and permits. Total charges to users increased \$447,254 or 12% due to building permits issued for an expansion at the BASF plant and projects at Lorain County Community College.

The major recipients of intergovernmental revenues from state and federal sources (i.e. grants, contributions, gasoline and motor vehicle taxes) were the General Fund receiving \$4,161,058, the Street Construction Maintenance & Repair Fund receiving \$1,769,059, the SAFER Grant Fund receiving \$1,536,966, the Clean Ohio Revitalization Grant Fund receiving \$1,485,017 and the Block Grant Fund receiving \$855,796.

CITY OF ELYRIA, OHIO
Management's Discussion and Analysis
For the Year Ended December 31, 2011
Unaudited

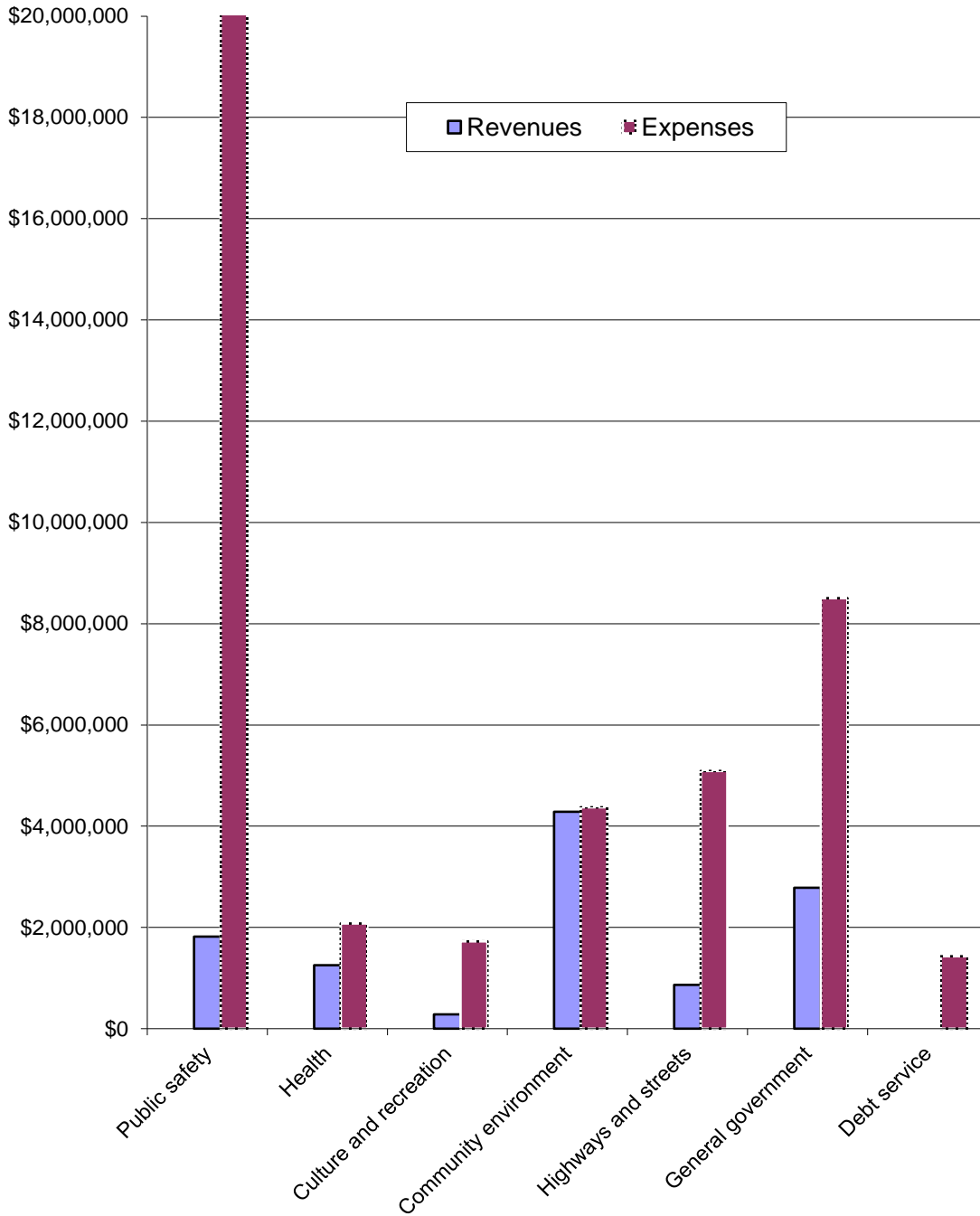
Public safety which includes police and fire protection, safety service, communications and the jail operations accounts for \$20,096,325 of the \$43,292,994 total expenses for governmental activities in 2011, or 46%. The next largest program is general government, which equals \$8,503,771 or 20% of total governmental expenses.

Table 2
CITY OF ELYRIA'S Changes in Net Assets

	Governmental activities		Business-type activities		Total	
	2011	2010	2011	2010	2011	2010
Revenues:						
Program revenues:						
Charges for services	\$ 4,061,784	\$ 3,614,530	\$ 23,847,438	\$ 22,610,798	\$ 27,909,222	\$ 26,225,328
Operating grants and contributions	5,772,703	3,470,388	150,000	41,832	5,922,703	3,512,220
Capital grants and contributions	1,465,219	5,465,592	16,489	347,964	1,481,708	5,813,556
General revenues:						
Property taxes	3,357,482	3,883,089			3,357,482	3,883,089
Income taxes	21,983,833	20,115,876			21,983,833	20,115,876
Gasoline and motor vehicle taxes	2,761,232	2,822,938			2,761,232	2,822,938
Other taxes	738,367	707,350			738,367	707,350
Grants and contributions not restricted to specific programs	5,115,757	4,759,534			5,115,757	4,759,534
Other	46,185	33,105	103,574	73,931	149,759	107,036
Total revenues	<u>45,302,562</u>	<u>44,872,402</u>	<u>24,117,501</u>	<u>23,074,525</u>	<u>69,420,063</u>	<u>67,946,927</u>
Expenses:						
Public safety	20,096,325	18,988,400			20,096,325	18,988,400
Health	2,076,012	2,282,178			2,076,012	2,282,178
Culture and recreation	1,721,823	1,551,008			1,721,823	1,551,008
Community environment	4,373,694	3,037,800			4,373,694	3,037,800
Highways and streets	5,091,213	5,713,819			5,091,213	5,713,819
General government	8,503,771	8,307,217			8,503,771	8,307,217
Debt service	1,430,156	1,429,014			1,430,156	1,429,014
Water			7,683,838	7,098,581	7,683,838	7,098,581
Special Parks & Recreation			216,817	340,608	216,817	340,608
Sanitation			5,274,289	3,653,211	5,274,289	3,653,211
Wastewater Pollution Control			11,402,498	11,634,500	11,402,498	11,634,500
Total expenses	<u>43,292,994</u>	<u>41,309,436</u>	<u>24,577,442</u>	<u>22,726,900</u>	<u>67,870,436</u>	<u>64,036,336</u>
Increase (decrease) in net assets	2,009,568	3,562,966	(459,941)	347,625	1,549,627	3,910,591
Net assets - beginning	66,836,399	63,273,433	32,043,525	31,695,900	98,879,924	94,969,333
Net assets - ending	<u>\$ 68,845,967</u>	<u>\$ 66,836,399</u>	<u>\$ 31,583,584</u>	<u>\$ 32,043,525</u>	<u>\$ 100,429,551</u>	<u>\$ 98,879,924</u>

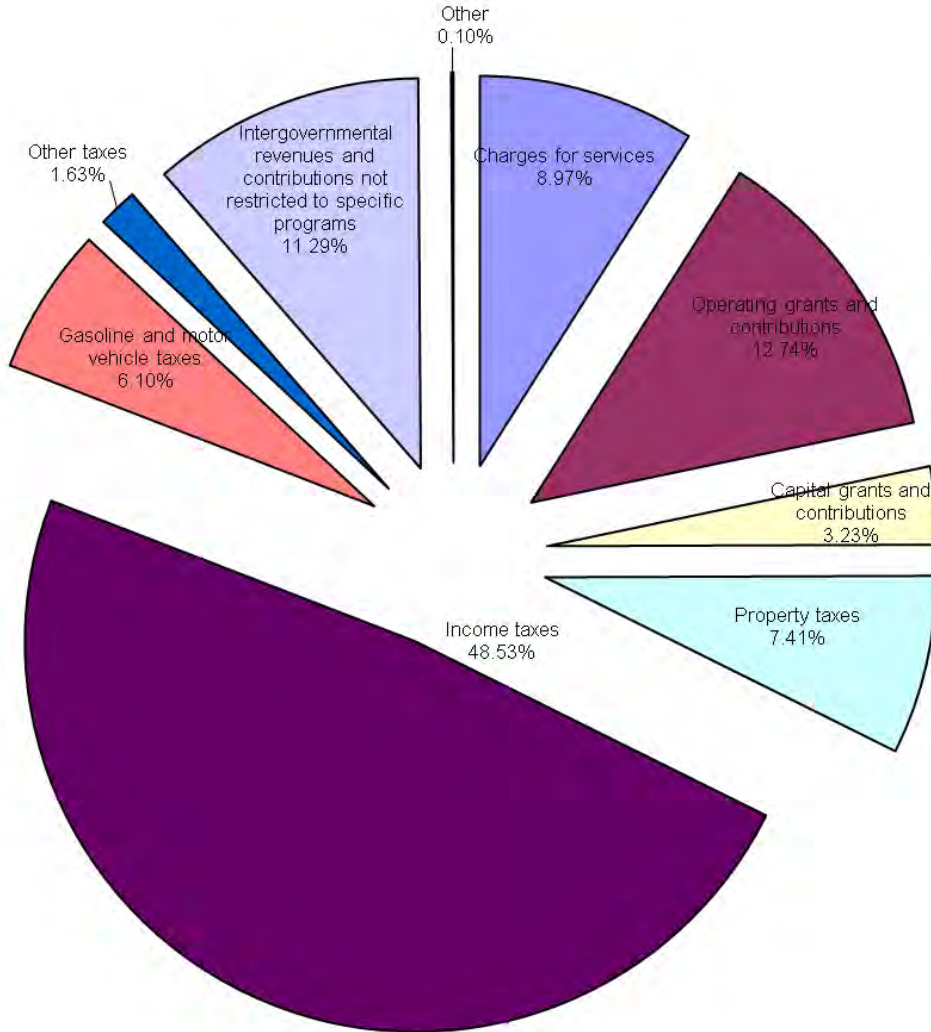
CITY OF ELYRIA, OHIO
Management's Discussion and Analysis
For the Year Ended December 31, 2011
Unaudited

Expenses and Program Revenues - Governmental Activities



CITY OF ELYRIA, OHIO
Management's Discussion and Analysis
 For the Year Ended December 31, 2011
 Unaudited

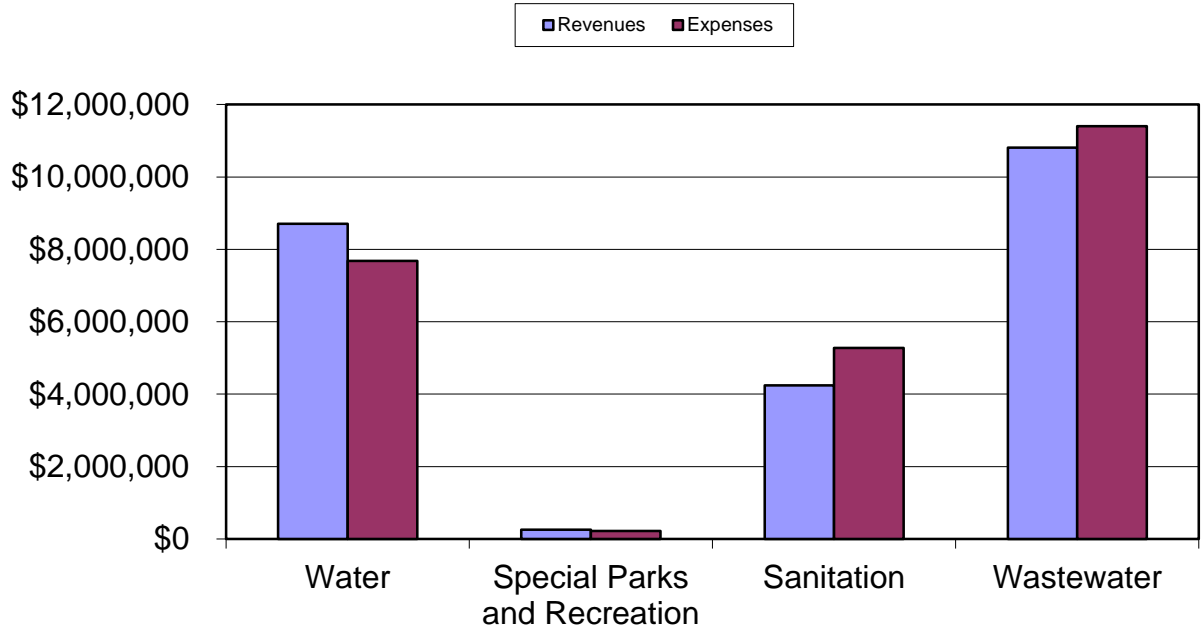
Revenues by Source - Governmental Activities



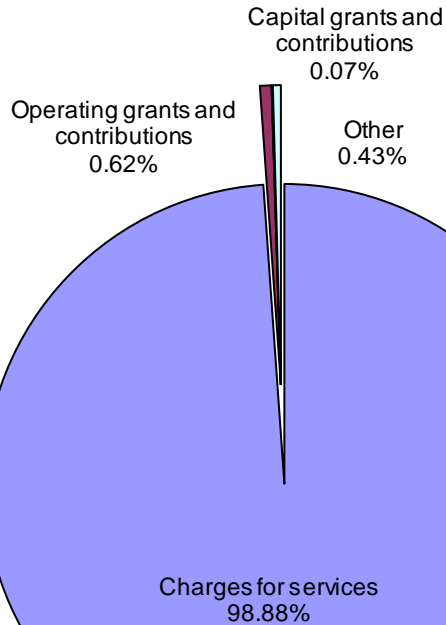
Business-type activities. The net assets for the business-type activities of the City decreased by \$459,941 as compared to a \$347,625 increase in 2010. Elyria City Council on January 5, 2009, approved annual increases for water and sewer rates beginning in 2009 through 2028. Water rates, measured against a 2008 baseline, will increase approximately 120% by 2013, 187% by 2018, 249% by 2023 and 325% by 2028. Sewer rates, measured against a 2008 baseline, will increase approximately 26% by 2013, 55% by 2018, 91% by 2023 and 136% by 2028. These rate increases have moved the City in the right direction in regards to bringing the net assets of the business-type activities to a more appropriate level. Elyria City Council on January 5, 2009, also approved annual increases for sanitation rates beginning in 2009 through 2013. Sanitation rates measured against a 2008 baseline will increase approximately 37% by 2013. The major revenue source of the business-type activities was charges for services of \$23,847,438 which was \$1,236,640 higher than charges for services in 2010 or a 5.47% increase.

CITY OF ELYRIA, OHIO
 Management's Discussion and Analysis
 For the Year Ended December 31, 2011
 Unaudited

Expenses and Program Revenues - Business-type Activities



Revenues by Source - Business-type Activities



Financial Analysis of the City's Funds

As noted earlier, the City uses fund accounting to demonstrate and ensure compliance with finance related legal requirements.

Governmental Funds. The focus of the City's governmental funds is to provide information on near-term outflows, inflows and balances of expendable resources. Such information is useful in assessing the City's financing requirements. In particular, an unreserved fund balance may serve as a useful measure of the City's net resources available for spending at the end of the fiscal year.

As of the end of the current fiscal year, the City's governmental funds reported combined ending fund balances of \$10,136,210, an increase of \$643,862 in comparison with the prior year. Approximately 148% of this total amount is classified as nonspendable, restricted, committed or assigned to indicate that it is not readily available for new spending since it is reserved for specific purposes. The unassigned fund balance of (\$7,311,612) for the capital project funds includes a negative balance of (\$3,650,000) due to the one year general obligation bond anticipation notes that were issued for various capital projects and reported as a liability in the individual capital project funds because the capital projects do not represent current financial resources and they are not reported in the governmental funds financial statements. The negative fund balances will be eliminated in the capital project funds upon the issuance of long-term general obligation bonds, the proceeds of which will retire the short-term notes.

The General Fund is the chief operating fund of the City. At the end of the current fiscal year, the General Fund unassigned fund balance was \$3,326,649 while the total fund balance was \$3,896,051. As a measure of the General Fund's liquidity, it may be useful to compare both the unassigned fund balance and the total fund balance to total fund expenditures. Unassigned fund balance represents 13.47% of total General Fund expenditures, while total fund balance represents 15.77% of that same amount.

The General Fund balance increased from \$2,627,561 at December 31, 2010 to \$3,896,051 at December 31, 2011. The following schedule presents a summary of General Fund revenues for the fiscal year ended December 31, 2011 and a comparison to prior year's revenues.

CITY OF ELYRIA, OHIO
Management's Discussion and Analysis
For the Year Ended December 31, 2011
Unaudited

<u>Revenues</u>	<u>Amount</u>	<u>Percent Of Total</u>	<u>Increase (Decrease) From 2010</u>	<u>Percent of Increase (Decrease)</u>
Taxes	\$ 19,902,981	73.76%	\$ 280,014	1.43%
Intergovernmental revenues	4,161,058	15.42%	461,256	12.47%
Charges for services	1,704,957	6.32%	(25,352)	(1.47%)
Licenses and permits	734,992	2.72%	310,859	73.29%
Investment income	18,017	0.07%	2,264	14.37%
Special assessments	20,002	0.07%	4,290	27.30%
Fines and forfeitures	422,525	1.57%	21,389	5.33%
Miscellaneous revenues	<u>20,275</u>	<u>0.07%</u>	<u>8,922</u>	78.59%
Totals	<u>\$ 26,984,807</u>	<u>100.00%</u>	<u>\$ 1,063,642</u>	4.10%

The increase in taxes is due to an increase in employer withholding and net profits as employment levels return to pre-2009 levels. The increase in intergovernmental revenues is due to a grant received from the Northeast Ohio Public Energy Council for energy conservation measures. The increase in licenses and permits is due to the issuance of building permits for the construction of an addition to the BASF Plant and ongoing projects at Lorain County Community College.

The following schedule presents a summary of General Fund expenditures for the fiscal year ended December 31, 2011 and a comparison to prior year expenditures.

<u>Expenditures</u>	<u>Amount</u>	<u>Percent Of Total</u>	<u>Increase (Decrease) From 2010</u>	<u>Percent of Increase (Decrease)</u>
Current:				
Public safety	\$ 13,891,560	56.23%	\$ 181,616	1.32%
Health	1,502,045	6.08%	(75,308)	(4.77%)
Culture and recreation	1,442,394	5.84%	193,436	15.49%
Community environment	706,367	2.86%	(70,959)	(9.13%)
General government	6,803,915	27.54%	424,046	6.65%
Capital outlay	<u>358,281</u>	<u>1.45%</u>	<u>259,519</u>	262.77%
Total	<u>\$ 24,704,562</u>	<u>100.00%</u>	<u>\$ 912,350</u>	3.83%

The increase in culture and recreation was due to an additional swimming pool open for the summer of 2011. The decrease in community environment was due to the shifting of personnel costs to the Neighborhood Stabilization Program Grant Fund and the Neighborhood Stabilization Program 3 Grant Fund. The increase in general government was due to the receipt and expenditure of a grant received from the Northeast Ohio Public Energy Council.

The other major governmental funds of the City are the Energy Conservation Fund and the General Bond Retirement Fund.

The fund balance for the Energy Conservation Fund increased by \$100,000 as a result of a transfer in from the General Bond Retirement Fund to retire principal on the outstanding general obligation bond anticipation notes and the fund balance in the

CITY OF ELYRIA, OHIO
Management's Discussion and Analysis
For the Year Ended December 31, 2011
Unaudited

General Bond Retirement Fund decreased \$618,422 due to principal paid on outstanding general obligation bond anticipation notes.

Enterprise funds. The City's enterprise funds financial statements provide the same type of information found in the government-wide financial statements, but in more detail. Unrestricted net assets of the Water, Special Parks and Recreation, Sanitation and Wastewater Pollution Control funds at the end of the year amounted to (\$796,624), \$95,758, (\$93,529) and (\$768,829), respectively. The increase / (decrease) in net assets for these funds were \$1,105,043, \$41,545, (\$956,686) and (\$509,650), respectively, during 2011. Elyria City Council has approved annual rate increases for 2009 through 2028 for users of the water and wastewater pollution control systems and annual increases for garbage pick-up beginning in 2009 through 2013 to increase net assets in the future. Other factors concerning the operations and financial condition of these funds have been addressed in the discussion of the City's business-type activities.

General Fund Budgetary Highlights

As required by State statute, Elyria City Council adopts an annual appropriation (budget) ordinance for all City funds under its control. In addition to the City's General Fund, fifty-five (55) funds representing various governmental, proprietary and fiduciary activities were included in the 2011 appropriation process.

The City's General Fund is organized and structured upon the basis of five (5) functions or activities, each with its own group of departments. Each department is appropriated funds at the major account level (personal services, fringe benefits, operation and maintenance, capital outlay, debt service, transfers out and reimbursements). These major accounts are broken down to minor line items for internal control purposes.

In terms of the total General Fund and diversity of services offered to the public, the following function/activities are as follows:

<u>Function/Activity</u>	<u>2011 Annual Expended*</u>	<u>% Expended</u>
Public Safety	\$13,932,404	50.36%
Health	1,493,127	5.40%
Culture and Recreation	1,475,117	5.33%
Community Environment	772,084	2.79%
General Government	<u>9,994,545</u>	<u>36.12%</u>
Total Expenditures	<u>\$27,667,277</u>	<u>100.0%</u>

* - under the budgetary basis of accounting

Net differences between the original expenditure budget amount of \$27,682,394 and the final budget amount of \$28,811,773 (\$1,129,379 increase in appropriations) were significant with the largest changes being increases in the fire department (\$250,000) for payment of unused sick and vacation time to retiring employees, in the building and lands department (\$447,600) for the expenditure of grant monies received from the Northeast Ohio Public Energy Council and in transfers out (\$1,973,756) as Elyria City Council approved several transfers and advances as 2011 progressed.

Capital Assets and Debt Administration

Capital Assets. The City's investment in capital assets for its governmental and business-type activities as of December 31, 2011 amounts to \$156,542,120 (net of accumulated depreciation). This investment in capital assets includes land, buildings and systems, improvements other than buildings, utility distribution and collection systems, infrastructure, machinery and equipment and construction in progress. The total increase in the City's investment in capital assets for the current fiscal year was \$4,883,930 (a decrease of \$1,657,416 for governmental activities and an increase of \$6,541,346 for business-type activities), net of depreciation expense of \$8.7 million.

Major capital asset events during the fiscal year included the following:

- Completion of the East River Street Improvement Project totaling \$1,635,976 with \$642,411 of the total capitalized in 2011.
- Acquisition of two (2) new Bonnell Leaf Collectors totaling \$118,000.
- Completion of the Ridge Street Water Main Replacement Project totaling \$230,381.
- Completion South Park and West Park Concession/Restroom facilities totaling \$410,373 with \$261,624 of the total capitalized in 2011.
- Completion of the roof replacement at the Water Treatment Plant totaling \$448,632 with \$169,864 of the total capitalized in 2011.

Additional information on the City's capital assets can be found in Note 8 on pages 59-61 of this report.

Long-term Debt. At the end of the current fiscal year, the City had total long-term bonded debt outstanding of \$37,035,012. Of this amount, \$ 23,379,081 comprises debt backed by the full faith and credit of the City, \$3,199,421 is special assessment debt for which the government is liable in the event of default by the property owners subject to the assessment and \$10,456,510 is business-type activity debt that is retired by user fees collected for business-type activities and also backed by the full faith and credit of the City.

In addition to general obligation bonds and notes outstanding at December 31, 2011, the City also had \$21,486,696 of Ohio Water Development Authority loans outstanding to finance sewer and water projects, \$1,068,459 of State Issue II Ohio Public Works Commission loans outstanding to finance various infrastructure projects and \$2,724,102 of State Infrastructure Bank Loans to finance the City's share of the State Route 57 Rehabilitation Project.

The City's most recent bond rating of A3 was obtained from Moody's Investors Service in December 2009 and was changed to an A1 in April 2010 when Moody's Investors

CITY OF ELYRIA, OHIO
Management's Discussion and Analysis
For the Year Ended December 31, 2011
Unaudited

Service recalibrated their “municipal scale” ratings to their “global scale.” The A1 rating was confirmed in May 2010 and again in October 2011.

State statutes limit the amount of unvoted general obligation debt the City may issue to 5.5% of its total assessed valuation. The current debt limitation for the City of Elyria is \$48,962,086 which is in excess of the City’s outstanding unvoted general obligation debt that is subject to the limitation of \$41,414,694.

Additional information on the City’s long-term debt can be found in Note 13 on pages 68-73 of this report.

Short-term Debt. At the end of the current fiscal year, the City also had total short-term bond anticipation general obligation notes outstanding of \$7,850,000. Of this amount, \$3,500,000 for the Energy Conservation project, \$1,100,000 for the acquisition of two new fire trucks and \$150,000 for improvements to 49th Street were for re-issue of notes on existing projects. The balance of the short-term debt is a \$3,100,000 note issue for the purchase of six new sanitation trucks and residential trash and recycling carts for the automated trash collection program.

Economic Factors and Next Year’s Budget and Rates

The unemployment rate for the City is currently 8.20%, which is 2.20% lower than it was a year ago. This compares lower than the state’s average unemployment rate of 9.20% and is also .8% lower than the national average rate of 9.00%.

During the current fiscal year, unreserved fund balance in the General Fund increased \$1,268,490, leaving a fund balance at December 31, 2011 of \$3,896,051. The City has appropriated this amount for spending in the 2012 fiscal year budget.

The City is currently projecting a modest 2.0% increase in income tax collections in 2012 as compared to collections in 2011 with local manufacturing slowly returning to pre-recession levels.

The City is estimating a decrease of 25% or \$640,000 in local government funding from the State of Ohio in 2012.

All of these factors were considered in preparing the City’s budget for the 2011 fiscal year.

Requests for Information

This financial report is designed to provide a general overview of the City’s finances for all those with an interest in the government’s finances. Questions concerning any of the information provided in this report or requests for additional information should be addressed to the Office of the City Auditor, City of Elyria, 131 Court Street, Elyria, Ohio 44035.

City of Elyria, Ohio
Statement of Net Assets
December 31, 2011

	Primary Government		Total
	Governmental Activities	Business-type Activities	
ASSETS			
Equity in pooled cash and cash equivalents	\$ 8,404,558	\$ 2,187,391	\$ 10,591,949
Investments		98,000	98,000
Receivables:			
Property tax	3,110,307		3,110,307
Income tax	5,486,601		5,486,601
Other local tax	285,055		285,055
Accounts	207,822	1,799,403	2,007,225
Accrued interest	259	14,060	14,319
Rehabilitation loans	4,638,803	263,629	4,902,432
Special assessments	446,286	73,684	519,970
Tax increment financing payments	349,686		349,686
Due from other governments	3,398,356		3,398,356
Internal balances	500,000	(500,000)	
Inventory of supplies		299,440	299,440
Prepaid expenses	170,373	75,166	245,539
Bond issuance costs	503,441	215,700	719,141
Capital assets (net of accumulated depreciation):			
Land	6,728,563	719,958	7,448,521
Buildings and systems	24,822,540	12,148,306	36,970,846
Improvements	2,903,073	1,082,860	3,985,933
Utility distribution and collection systems	4,999,897	40,731,613	45,731,510
Infrastructure	45,418,931		45,418,931
Machinery and equipment	2,761,905	4,621,030	7,382,935
Construction in progress	1,753,548	7,849,896	9,603,444
Total assets	<u>116,890,004</u>	<u>71,680,136</u>	<u>188,570,140</u>
LIABILITIES			
Accounts payable	81,286	153,466	234,752
Contracts payable	710,267	1,836,761	2,547,028
Accrued wages and benefits	2,681,592	738,005	3,419,597
Claims payable	501,473		501,473
Accrued interest payable	95,521	570,691	666,212
Unearned revenue	4,396,747	136,501	4,533,248
General obligation notes payable	4,750,000	3,100,000	7,850,000
Non-current liabilities:			
Due within one year	2,302,975	2,514,344	4,817,319
Due in more than one year	32,524,176	31,046,784	63,570,960
Total liabilities	<u>48,044,037</u>	<u>40,096,552</u>	<u>88,140,589</u>
NET ASSETS			
Invested in capital assets, net of related debt	55,127,394	33,196,615	88,324,009
Restricted for:			
Expendable:			
Public safety	742,785		742,785
Health	286,833		286,833
Community environment	5,051,569		5,051,569
Highways and streets	938,962		938,962
Debt service	284,215		284,215
Other purposes	1,899,232		1,899,232
Nonexpendable:			
Health	477,122		477,122
Unrestricted	4,037,855	(1,613,031)	2,424,824
Total net assets	<u>\$ 68,845,967</u>	<u>\$ 31,583,584</u>	<u>\$ 100,429,551</u>

The notes to the basic financial statements are an integral part of this statement.

City of Elyria, Ohio
Statement of Activities
For the Year Ended December 31, 2011

<u>Functions/Programs</u>	<u>Expenses</u>	<u>Program Revenues</u>			<u>Net (Expense) Revenue and Changes in Net Assets</u>		
		<u>Charges for Services</u>	<u>Operating Grants and Contributions</u>	<u>Capital Grants and Contributions</u>	<u>Governmental Activities</u>	<u>Business-type Activities</u>	<u>Total</u>
Governmental activities:							
Public safety	\$ 20,096,325	\$ 33,654	\$ 1,787,554	\$	\$ (18,275,117)	\$	\$ (18,275,117)
Health	2,076,012	802,884	453,216		(819,912)		(819,912)
Culture and recreation	1,721,823	178,591	106,651		(1,436,581)		(1,436,581)
Community environment	4,373,694	723,155	3,187,187	376,445	(86,907)		(86,907)
Highways and streets	5,091,213			864,523	(4,226,690)		(4,226,690)
General government	8,503,771	2,323,500	238,095	224,251	(5,717,925)		(5,717,925)
Interest and fiscal charges	1,430,156				(1,430,156)		(1,430,156)
Total governmental activities	<u>43,292,994</u>	<u>4,061,784</u>	<u>5,772,703</u>	<u>1,465,219</u>	<u>(31,993,288)</u>		<u>(31,993,288)</u>
Business-type activities:							
Water	7,683,838	8,687,534		16,489		1,020,185	1,020,185
Special parks & recreation	216,817	256,273				39,456	39,456
Sanitation	5,274,289	4,095,269	150,000			(1,029,020)	(1,029,020)
Wastewater pollution control	11,402,498	10,808,362				(594,136)	(594,136)
Total business-type activities	<u>24,577,442</u>	<u>23,847,438</u>	<u>150,000</u>	<u>16,489</u>		<u>(563,515)</u>	<u>(563,515)</u>
Total primary government	<u>\$ 67,870,436</u>	<u>\$ 27,909,222</u>	<u>\$ 5,922,703</u>	<u>\$ 1,481,708</u>	<u>(31,993,288)</u>	<u>(563,515)</u>	<u>(32,556,803)</u>
General revenues:							
Property taxes					3,357,482		3,357,482
Municipal income taxes					21,983,833		21,983,833
Gasoline and motor vehicle taxes					2,761,232		2,761,232
Other local taxes					738,367		738,367
Intergovernmental revenues and contributions not restricted to specific programs					5,115,757		5,115,757
Investment earnings					18,474	4,122	22,596
Miscellaneous					27,711	99,452	127,163
Total general revenues					<u>34,002,856</u>	<u>103,574</u>	<u>34,106,430</u>
Change in net assets					2,009,568	(459,941)	1,549,627
Net assets - beginning					66,836,399	32,043,525	98,879,924
Net assets - ending					<u>\$ 68,845,967</u>	<u>\$ 31,583,584</u>	<u>\$ 100,429,551</u>

The notes to the basic financial statements are an integral part of this statement.

**City of Elyria, Ohio
Balance Sheet
Governmental Funds
December 31, 2011**

	General	Energy Conservation	General Bond Retirement	Other Governmental Funds	Total Governmental Funds
ASSETS					
Equity in pooled cash and cash equivalents	\$ 2,360,900	\$ 62,415	\$ 264,941	\$ 5,252,553	\$ 7,940,809
Accounts receivable	83,201			74,307	157,508
Rehabilitation loans receivable				4,638,803	4,638,803
Accrued interest receivable	241			18	259
Due from other funds	1,053,265				1,053,265
Due from other governments	1,612,969		222,853	1,562,534	3,398,356
Income tax receivable	4,718,229			768,372	5,486,601
Property tax receivable	1,034,432		1,630,675	445,200	3,110,307
Other local tax receivable	218,968			66,087	285,055
Special assessments receivable				446,286	446,286
Tax increment financing payments receivable				349,686	349,686
Total assets	<u>\$ 11,082,205</u>	<u>\$ 62,415</u>	<u>\$ 2,118,469</u>	<u>\$ 13,603,846</u>	<u>\$ 26,866,935</u>
LIABILITIES AND FUND BALANCES					
Liabilities:					
Accounts payable	\$ 61,833	\$	\$	\$ 19,453	\$ 81,286
Contracts payable	213,858			496,409	710,267
Accrued wages and benefits	1,990,966			689,518	2,680,484
Due to other funds				553,265	553,265
Deferred revenue	3,819,497		1,847,572	2,288,354	7,955,423
Notes payable	1,100,000	3,500,000		150,000	4,750,000
Total liabilities	<u>7,186,154</u>	<u>3,500,000</u>	<u>1,847,572</u>	<u>4,196,999</u>	<u>16,730,725</u>
Fund balances					
Nonspendable				477,122	477,122
Restricted			270,897	10,549,789	10,820,686
Committed		50,000		3,036,363	3,086,363
Assigned	569,402				569,402
Unassigned	3,326,649	(3,487,585)		(4,656,427)	(4,817,363)
Total fund balances	<u>3,896,051</u>	<u>(3,437,585)</u>	<u>270,897</u>	<u>9,406,847</u>	<u>10,136,210</u>
Total liabilities and fund balances	<u>\$ 11,082,205</u>	<u>\$ 62,415</u>	<u>\$ 2,118,469</u>	<u>\$ 13,603,846</u>	<u>\$ 26,866,935</u>

The notes to the basic financial statements are an integral part of this statement.

City of Elyria, Ohio
Reconciliation of Total Governmental Fund Balances
to Net Assets of Governmental Activities
December 31, 2011

Governmental Fund Balances	\$ 10,136,210
Amounts reported for governmental activities in the statement of net assets are different because:	
Capital assets used in governmental activities are not financial resources and, therefore, are not reported in the funds.	89,388,457
Other assets are not available to pay for current-period expenditures and, therefore are deferred in the funds.	3,558,676
Internal service funds are used by management to charge the costs of employee health insurance and workers' compensation to individual funds. The assets and liabilities of the internal service funds are included in governmental activities in the statement of net assets.	11,482
Long-term liabilities, including loans payable, are not due and payable in the current period and therefore are not reported in the funds.	(34,827,151)
Accrued interest on long-term debt is not normally expected to be liquidated with available financial resources and therefore is not reported in the funds.	(95,521)
The expenditures for prepaid items are recognized immediately in the funds and therefore are not reported as an asset in the funds.	170,373
The expenditure for bond issuance costs are recognized immediately in the funds and therefore are not reported as an asset in the funds.	503,441
	\$ 68,845,967
Net assets of governmental activities	\$ 68,845,967

The notes to the basic financial statements are an integral part of this statement.

City of Elyria, Ohio
Statement of Revenues, Expenditures, and Changes in Fund Balances
Governmental Funds
For the Year Ended December 31, 2011

	<u>General</u>	<u>Energy Conservation</u>	<u>General Bond Retirement</u>	<u>Other Governmental Funds</u>	<u>Total Governmental Funds</u>
REVENUES					
Taxes:					
Property	\$ 1,117,207	\$	\$ 1,759,381	\$ 480,894	\$ 3,357,482
Income	18,047,407			3,076,628	21,124,035
Other Local	738,367			848,732	1,587,099
Tax increment financing payments				861,443	861,443
Intergovernmental revenues	4,161,058		422,781	8,651,002	13,234,841
Charges for service	1,704,957			86,119	1,791,076
Licenses and permits	734,992			51,587	786,579
Investment income	18,017			457	18,474
Special assessments	20,002			134,096	154,098
Fines and forfeitures	422,525			1,094,561	1,517,086
Contributions				64,741	64,741
Miscellaneous revenues	20,275			7,436	27,711
Total Revenues	<u>26,984,807</u>	<u></u>	<u>2,182,162</u>	<u>15,357,696</u>	<u>44,524,665</u>
EXPENDITURES					
Current:					
Public safety	13,891,560			5,979,319	19,870,879
Health	1,502,045			584,238	2,086,283
Culture and recreation	1,442,394			60,294	1,502,688
Community environment	706,367			3,570,176	4,276,543
Highways and streets				1,839,924	1,839,924
General government	6,803,915		166,005	648,459	7,618,379
Capital outlay	358,281			3,554,094	3,912,375
Debt service:					
Principal retirement			1,602,757	590,000	2,192,757
Interest and fiscal charges			846,822	583,153	1,429,975
Total expenditures	<u>24,704,562</u>	<u></u>	<u>2,615,584</u>	<u>17,409,657</u>	<u>44,729,803</u>
Excess (deficiency) of revenues over (under) expenditures	<u>2,280,245</u>	<u></u>	<u>(433,422)</u>	<u>(2,051,961)</u>	<u>(205,138)</u>
OTHER FINANCING SOURCES (USES)					
Transfers in	200,000	100,000		1,226,755	1,526,755
Transfers out	(1,211,755)		(300,000)	(15,000)	(1,526,755)
Proceeds from sale of bonds/notes			110,000		110,000
Refunding bonds issued			6,870,000		6,870,000
Payment to refunded bond escrow agent			(6,870,000)		(6,870,000)
Premium on sale of bonds/notes			5,000		5,000
Proceeds from construction loans				734,000	734,000
Total other financing sources (uses)	<u>(1,011,755)</u>	<u>100,000</u>	<u>(185,000)</u>	<u>1,945,755</u>	<u>849,000</u>
Net change in fund balances	1,268,490	100,000	(618,422)	(106,206)	643,862
Fund balances (deficit) - beginning	2,627,561	(3,537,585)	889,319	9,513,053	9,492,348
Fund balances (deficit) - ending	<u>\$ 3,896,051</u>	<u>\$ (3,437,585)</u>	<u>\$ 270,897</u>	<u>\$ 9,406,847</u>	<u>\$ 10,136,210</u>

The notes to the basic financial statements are an integral part of this statement.

City of Elyria, Ohio
 Reconciliation of the Statement of Revenues,
 Expenditures, and Changes in Fund Balances of Governmental Funds
 To the Statement of Activities
 For the Year Ended December 31, 2011

Net change in fund balances - total governmental funds \$ 643,862

Amounts reported for governmental activities in
 the statement of activities are different because:

Governmental funds report capital outlays as expenditures;
 however, in the statement of activities, the cost of those assets
 is allocated over the estimated useful lives and reported as
 depreciation expense. This is the amount by which depreciation
 exceeded capital expenditures in the current period. (1,657,416)

Revenues in the statement of activities that do not provide
 current financial resources are not reported as revenues
 in the funds until such amounts are measurable and available. 777,897

Cash activity pertaining to bonded indebtedness, construction loans and compensated absence
 obligations is recorded as revenues and expenditures of the funds but is applied
 directly to the obligations in the government-wide financial statements and is not
 recorded in the statement of changes in net assets. In addition, increases in the
 compensated absence liability are recorded in the statement of changes in net assets
 but are not recorded in the funds. 1,845,309

In the Statement of Activities, interest is accrued on outstanding
 bonds, whereas in governmental funds, an interest expenditure is
 reported when due. 13,566

Governmental funds report prepaid items such as insurance coverage
 as expenditures. However, in the Statement of Activities, the rest
 of those assets are expensed during the period to which the benefits relate. 5,679

Governmental funds report bond issuance costs as expenditures.
 However, in the Statement of Activities, these assets are amortized
 over the life of the bonds. 302,568

Internal service funds are used by management to charge the costs of
 employees' health insurance and workers' compensation insurance.
 The net expense of certain activities of internal service funds is
 reported with governmental activities. 78,103

Change in net assets of governmental activities. \$ 2,009,568

The notes to the basic financial statements are an integral part of this statement.

CITY OF ELYRIA, OHIO
STATEMENT OF REVENUES, EXPENDITURES AND CHANGES IN FUND
BALANCE-BUDGET AND ACTUAL (NON-GAAP BUDGETARY BASIS)-
GENERAL FUND-LEGAL APPROPRIATION LEVEL
FOR THE YEAR ENDED DECEMBER 31, 2011

	GENERAL FUND			Variance with Final Budget Positive (Negative)
	<u>Budgeted Amounts</u>		<u>Actual</u>	
	<u>Original</u>	<u>Final</u>		
REVENUES				
Taxes	\$ 19,103,300	\$ 20,474,300	\$ 19,996,257	\$ (478,043)
Intergovernmental revenues	2,857,658	4,141,418	4,072,488	(68,930)
Charges for services	1,696,233	1,696,233	1,707,212	10,979
Licenses and permits	343,200	639,500	734,992	95,492
Interest earnings	10,000	10,000	17,903	7,903
Special assessments	15,000	15,000	20,002	5,002
Fines and forfeitures	400,000	422,000	422,459	459
Miscellaneous revenues	178,000	220,000	232,401	12,401
TOTAL REVENUES	24,603,391	27,618,451	27,203,714	(414,737)
EXPENDITURES				
PUBLIC SAFETY				
Police				
Personal services	4,762,706	4,682,706	4,632,909	49,797
Fringe benefits	1,506,412	1,436,412	1,402,730	33,682
Operation and maintenance	524,354	524,259	496,008	28,251
Capital outlay	112,680	362,775	362,620	155
Total Police	6,906,152	7,006,152	6,894,267	111,885
Fire				
Personal services	4,193,768	4,443,768	4,401,993	41,775
Fringe benefits	1,535,460	1,535,460	1,386,825	148,635
Operation and maintenance	534,763	534,763	514,943	19,820
Capital outlay	75,000	75,000	70,179	4,821
Total Fire	6,338,991	6,588,991	6,373,940	215,051
Communications				
Personal services	109,900	170,299	137,092	33,207
Fringe benefits	34,875	34,875	28,822	6,053
Operation and maintenance	28,650	28,650	28,110	540
Capital outlay	107,200	107,471	107,470	1
Total Communications	280,625	341,295	301,494	39,801
Safety Service				
Personal services	204,284	219,284	208,185	11,099
Fringe benefits	77,774	77,094	74,001	3,093
Operation and maintenance	11,590	13,141	13,129	12
Total Safety Service	293,648	309,519	295,315	14,204
Prisoner Support				
Personal services		18,511	18,511	
Fringe benefits		269	268	1
Operation and maintenance	45,000	50,444	48,609	1,835
Total Prisoner Support	45,000	69,224	67,388	1,836
TOTAL PUBLIC SAFETY	13,864,416	14,315,181	13,932,404	382,777

(Continued on subsequent page)

CITY OF ELYRIA, OHIO
STATEMENT OF REVENUES, EXPENDITURES AND CHANGES IN FUND
BALANCE-BUDGET AND ACTUAL (NON-GAAP BUDGETARY BASIS)-
GENERAL FUND-LEGAL APPROPRIATION LEVEL
FOR THE YEAR ENDED DECEMBER 31, 2011

	GENERAL FUND			Variance with Final Budget Positive (Negative)
	<u>Budgeted Amounts</u>		<u>Actual</u>	
	<u>Original</u>	<u>Final</u>		
HEALTH				
Health Center				
Personal services	684,838	694,838	684,404	10,434
Fringe benefits	226,130	216,130	195,307	20,823
Fringe benefits	304,468	304,468	274,441	30,027
Capital outlay		16,984	16,984	
Total Health Center	1,215,436	1,232,420	1,171,136	61,284
Health - Solid Waste				
Personal services	31,078	37,578	34,408	3,170
Fringe benefits	7,824	7,824	6,736	1,088
Operation and maintenance	11,098	11,098	9,867	1,231
Total Health - Solid Waste	50,000	56,500	51,011	5,489
Cemetery				
Personal services	231,385	231,385	206,434	24,951
Fringe benefits	83,141	83,141	64,546	18,595
Operation and maintenance	4,000	4,000		4,000
Total Cemetery	318,526	318,526	270,980	47,546
TOTAL HEALTH	1,583,962	1,607,446	1,493,127	114,319
CULTURE AND RECREATION				
Parks and Recreation				
Personal services	560,750	648,750	626,020	22,730
Fringe benefits	236,826	240,226	231,887	8,339
Operation and maintenance	377,400	427,400	397,482	29,918
Total Parks and Recreation	1,174,976	1,316,376	1,255,389	60,987
Swimming Pools				
Personal services	63,352	47,152	47,134	18
Fringe benefits	11,530	9,025	9,024	1
Operation and maintenance	77,078	75,383	62,331	13,052
Total Swimming Pools	151,960	131,560	118,489	13,071
Ice Rink				
Personal services	45,000	45,000	29,143	15,857
Fringe benefits	8,188	8,188	5,738	2,450
Operation and maintenance	69,750	69,750	66,358	3,392
Total Ice Rink	122,938	122,938	101,239	21,699
TOTAL CULTURE AND RECREATION	1,449,874	1,570,874	1,475,117	95,757

(Continued on subsequent page)

CITY OF ELYRIA, OHIO
STATEMENT OF REVENUES, EXPENDITURES AND CHANGES IN FUND
BALANCE-BUDGET AND ACTUAL (NON-GAAP BUDGETARY BASIS)-
GENERAL FUND-LEGAL APPROPRIATION LEVEL
FOR THE YEAR ENDED DECEMBER 31, 2011

	GENERAL FUND			Variance with Final Budget Positive (Negative)
	<u>Budgeted Amounts</u>		<u>Actual</u>	
	<u>Original</u>	<u>Final</u>		
COMMUNITY ENVIRONMENT				
Community Planning and Zoning				
Personal services	34,704	34,704	29,329	5,375
Fringe benefits	10,328	10,068	8,746	1,322
Operation and maintenance	3,900	4,160	3,760	400
Total Community Planning and Zoning	48,932	48,932	41,835	7,097
Community Development				
Personal services	19,345	19,645	19,572	73
Fringe benefits	6,890	6,690	6,595	95
Operation and maintenance	4,900	4,800	4,099	701
Total Community Development	31,135	31,135	30,266	869
TLCI Grant - NOACA				
Operation and maintenance	38,750	95,750	95,750	
Total TLCI Grant - NOACA	38,750	95,750	95,750	
Housing Code Enforcement				
Personal services	452,061	409,961	399,943	10,018
Fringe benefits	168,910	133,410	132,586	824
Operation and maintenance	66,775	75,875	71,704	4,171
Capital outlay	10,000			
Total Housing Code Enforcement	697,746	619,246	604,233	15,013
TOTAL COMMUNITY ENVIRONMENT	816,563	795,063	772,084	22,979
GENERAL GOVERNMENT				
Mayor				
Personal services	80,352	80,352	56,958	23,394
Fringe benefits	31,439	30,659	16,737	13,922
Operation and maintenance	3,850	4,630	4,567	63
Total Mayor	115,641	115,641	78,262	37,379
Administrative Support				
Personal services	103,632	103,932	103,709	223
Fringe benefits	24,807	24,611	24,449	162
Operation and maintenance	8,900	9,096	9,056	40
Total Administrative Support	137,339	137,639	137,214	425
JEDD Income Tax Department				
Personal services	21,635	21,635	17,925	3,710
Fringe benefits	6,059	6,059	5,845	214
Operation and maintenance	58,000	83,000	65,569	17,431
Capital outlay		25,213	25,213	
Total JEDD Income Tax Department	85,694	135,907	114,552	21,355

(Continued on subsequent page)

CITY OF ELYRIA, OHIO
STATEMENT OF REVENUES, EXPENDITURES AND CHANGES IN FUND
BALANCE-BUDGET AND ACTUAL (NON-GAAP BUDGETARY BASIS)-
GENERAL FUND-LEGAL APPROPRIATION LEVEL
FOR THE YEAR ENDED DECEMBER 31, 2011

	GENERAL FUND			
	<u>Budgeted Amounts</u>			Variance
	<u>Original</u>	<u>Final</u>	<u>Actual</u>	with Final Budget Positive (Negative)
Finance Administration				
Personal services	373,733	373,733	371,081	2,652
Fringe benefits	133,702	133,702	124,900	8,802
Operation and maintenance	24,330	24,330	24,087	243
Total Finance Administration	<u>531,765</u>	<u>531,765</u>	<u>520,068</u>	<u>11,697</u>
Legal Administration				
Personal services	600,239	600,239	596,388	3,851
Fringe benefits	239,785	239,785	212,215	27,570
Operation and maintenance	49,800	49,800	45,331	4,469
Total Legal Administration	<u>889,824</u>	<u>889,824</u>	<u>853,934</u>	<u>35,890</u>
Legislative Activity				
Personal services	286,979	286,979	283,896	3,083
Fringe benefits	167,720	167,720	153,123	14,597
Operation and maintenance	53,575	53,575	43,269	10,306
Capital outlay	3,000			
Total Legislative Activity	<u>511,274</u>	<u>508,274</u>	<u>480,288</u>	<u>27,986</u>
Defensive Driving				
Personal services	3,000	3,000	2,394	606
Fringe benefits	500	500	369	131
Operation and maintenance	2,335	2,335	2,176	159
Total Defensive Driving	<u>5,835</u>	<u>5,835</u>	<u>4,939</u>	<u>896</u>
Judge1				
Personal services	372,151	372,151	354,884	17,267
Fringe benefits	152,425	152,425	149,774	2,651
Operation and maintenance	37,190	37,190	34,762	2,428
Total Judge1	<u>561,766</u>	<u>561,766</u>	<u>539,420</u>	<u>22,346</u>
Judge2				
Personal services	370,866	370,866	364,178	6,688
Fringe benefits	120,236	121,936	121,185	751
Operation and maintenance	29,940	28,240	23,270	4,970
Total Judge2	<u>521,042</u>	<u>521,042</u>	<u>508,633</u>	<u>12,409</u>
Clerk of Courts				
Personal services	828,500	828,500	782,566	45,934
Fringe benefits	321,828	321,828	291,003	30,825
Operation and maintenance	77,725	77,725	76,522	1,203
Total Clerk of Courts	<u>1,228,053</u>	<u>1,228,053</u>	<u>1,150,091</u>	<u>77,962</u>
Civil Service Commission				
Personal services	25,550	25,550	25,525	25
Fringe benefits	4,665	4,665	4,647	18
Operation and maintenance	15,650	15,650	9,943	5,707
Total Civil Service Commission	<u>45,865</u>	<u>45,865</u>	<u>40,115</u>	<u>5,750</u>

(Continued on subsequent page)

CITY OF ELYRIA, OHIO
STATEMENT OF REVENUES, EXPENDITURES AND CHANGES IN FUND
BALANCE-BUDGET AND ACTUAL (NON-GAAP BUDGETARY BASIS)-
GENERAL FUND-LEGAL APPROPRIATION LEVEL
FOR THE YEAR ENDED DECEMBER 31, 2011

	GENERAL FUND			
	<u>Budgeted Amounts</u>			Variance
	<u>Original</u>	<u>Final</u>	<u>Actual</u>	with Final Budget Positive (Negative)
Buildings and Lands				
Personal services	76,640	92,640	82,538	10,102
Fringe benefits	23,947	27,547	24,993	2,554
Operation and maintenance	442,900	442,900	419,168	23,732
Capital outlay	24,030	452,030	329,886	122,144
Total Buildings and Lands	<u>567,517</u>	<u>1,015,117</u>	<u>856,585</u>	<u>158,532</u>
Engineering				
Personal services	66,127	66,127	64,265	1,862
Fringe benefits	20,681	20,681	18,978	1,703
Operation and maintenance	25,950	25,950	18,951	6,999
Total Engineering	<u>112,758</u>	<u>112,758</u>	<u>102,194</u>	<u>10,564</u>
Central Maintenance Garage				
Personal services	416,952	429,952	421,887	8,065
Fringe benefits	160,185	160,185	148,345	11,840
Operation and maintenance	597,219	597,219	594,255	2,964
Total Central Maintenance Garage	<u>1,174,356</u>	<u>1,187,356</u>	<u>1,164,487</u>	<u>22,869</u>
Miscellaneous General Government				
Operation and maintenance	2,378,850	2,426,367	2,343,763	82,604
Debt service	1,100,000	1,100,000	1,100,000	
Total Miscellaneous General Government	<u>3,478,850</u>	<u>3,526,367</u>	<u>3,443,763</u>	<u>82,604</u>
TOTAL GENERAL GOVERNMENT	<u>9,967,579</u>	<u>10,523,209</u>	<u>9,994,545</u>	<u>528,664</u>
TOTAL EXPENDITURES	<u>27,682,394</u>	<u>28,811,773</u>	<u>27,667,277</u>	<u>1,144,496</u>
Excess (deficiency) of revenues over expenditures	<u>(3,079,003)</u>	<u>(1,193,322)</u>	<u>(463,563)</u>	<u>729,759</u>
OTHER FINANCING SOURCES (USES)				
Transfers in	458,000	458,000	58,000	(400,000)
Transfers out	(635,000)	(2,608,756)	(1,833,755)	775,001
Proceeds of notes	1,000,000	1,100,000	1,100,000	
Other financing sources	1,010,700	1,080,700	1,107,739	27,039
TOTAL OTHER FINANCING SOURCES (USES)	<u>1,833,700</u>	<u>29,944</u>	<u>431,984</u>	<u>402,040</u>
Net change in fund balances	(1,245,303)	(1,163,378)	(31,579)	1,131,799
Adjustment for prior year encumbrances	616,530	616,530	616,530	
FUND BALANCE AT BEGINNING OF YEAR	<u>627,835</u>	<u>627,835</u>	<u>627,835</u>	
FUND BALANCE AT END OF YEAR	<u>\$ (938)</u>	<u>\$ 80,987</u>	<u>\$ 1,212,786</u>	<u>\$ 1,131,799</u>

The notes to the basic financial statements are an integral part of this statement.

**City of Elyria, Ohio
Statement of Net Assets
Proprietary Funds
December 31, 2011**

Business-type Activities-Enterprise Funds

	<u>Water</u>	<u>Special Parks and Recreation</u>	<u>Sanitation</u>	<u>Wastewater Pollution Control</u>	<u>Totals</u>	<u>Governmental Activities - Internal Service Funds</u>
ASSETS						
Current Assets:						
Equity in pooled cash and cash equivalents	\$ 483,776	\$ 107,851	\$ 1,507,459	\$ 88,305	\$ 2,187,391	\$ 463,749
Investments				98,000	98,000	
Interest receivable				14,060	14,060	
Accounts receivable (net of allowance for uncollectibles)	718,176	938	305,537	774,752	1,799,403	507
Rehabilitation loans receivable				263,629	263,629	
Special assessments receivable				73,684	73,684	
Inventories	232,681			66,759	299,440	
Prepaid items	19,933		10,440	44,793	75,166	
Total current assets	<u>1,454,566</u>	<u>108,789</u>	<u>1,823,436</u>	<u>1,423,982</u>	<u>4,810,773</u>	<u>464,256</u>
Noncurrent Assets:						
Bond issuance costs	138,057			77,643	215,700	
Capital assets:						
Land	55,169		20,744	644,045	719,958	
Buildings	8,588,554	156,826	161,331	27,024,302	35,931,013	
Improvements other than buildings	6,371,121	155,351	58,000	20,855,388	27,439,860	
Utility distribution and collection systems	22,523,527	20,000		41,418,884	63,962,411	
Machinery and equipment	6,294,359	187,307	5,096,711	5,611,386	17,189,763	
Construction in progress	6,014,376			1,835,520	7,849,896	
Less accumulated depreciation	(26,176,644)	(404,463)	(2,774,793)	(56,583,338)	(85,939,238)	
Total capital assets (net of accumulated depreciation)	<u>23,670,462</u>	<u>115,021</u>	<u>2,561,993</u>	<u>40,806,187</u>	<u>67,153,663</u>	
Total noncurrent assets:	<u>23,808,519</u>	<u>115,021</u>	<u>2,561,993</u>	<u>40,883,830</u>	<u>67,369,363</u>	
Total assets	<u>25,263,085</u>	<u>223,810</u>	<u>4,385,429</u>	<u>42,307,812</u>	<u>72,180,136</u>	<u>464,256</u>

(Continued on subsequent page)

**City of Elyria, Ohio
Statement of Net Assets
Proprietary Funds
December 31, 2011**

Business-type Activities-Enterprise Funds

	<u>Water</u>	<u>Special Parks and Recreation</u>	<u>Sanitation</u>	<u>Wastewater Pollution Control</u>	<u>Totals</u>	<u>Governmental Activities - Internal Service Funds</u>
LIABILITIES						
Current liabilities:						
Accounts payable	\$ 29,643	\$	\$ 4,700	\$ 69,316	\$ 103,659	\$
Accrued wages and benefits	280,156	12,363	133,737	311,749	738,005	1,108
Claims payable						501,473
Due to other funds				500,000	500,000	
Contracts payable	1,327,697	668	118,614	389,782	1,836,761	
Accrued interest payable	253,730			316,961	570,691	
Unearned revenue			62,817	73,684	136,501	
General obligation notes - current			3,100,000		3,100,000	
General obligation bonds - current	334,813			151,509	486,322	
Construction loans payable - current	266,335			1,557,394	1,823,729	
Capital lease payable - current				161,883	161,883	
Total current liabilities	<u>2,492,374</u>	<u>13,031</u>	<u>3,419,868</u>	<u>3,532,278</u>	<u>9,457,551</u>	<u>502,581</u>
Noncurrent liabilities:						
General obligation bonds payable (net of unamortized discounts)	7,109,054			2,861,134	9,970,188	
Compensated absences - long-term	508,021		123,034	608,719	1,239,774	
Construction loans payable - long-term	8,370,378			11,292,589	19,662,967	
Capital lease payable				216,265	216,265	
Total noncurrent liabilities	<u>15,987,453</u>		<u>123,034</u>	<u>14,978,707</u>	<u>31,089,194</u>	
Total liabilities	<u>18,479,827</u>	<u>13,031</u>	<u>3,542,902</u>	<u>18,510,985</u>	<u>40,546,745</u>	<u>502,581</u>
NET ASSETS						
Invested in capital assets, net of related debt	7,579,882	115,021	936,056	24,565,656	33,196,615	
Unrestricted	(796,624)	95,758	(93,529)	(768,829)	(1,563,224)	(38,325)
Total net assets	<u>\$ 6,783,258</u>	<u>\$ 210,779</u>	<u>\$ 842,527</u>	<u>\$ 23,796,827</u>	<u>\$ 31,633,391</u>	<u>\$ (38,325)</u>

Adjustment to reflect the consolidation of internal service fund activities related to enterprise funds.

(49,807)

Net assets of business-type activities

\$ 31,583,584

The notes to the basic financial statements are an integral part of this statement.

City of Elyria, Ohio
Statement of Revenues, Expenses, and Changes in Fund Net Assets
Proprietary Funds
For the Year Ended December 31, 2011

Business-type Activities-
Enterprise Funds

	<u>Water</u>	<u>Special Parks and Recreation</u>	<u>Sanitation</u>	<u>Wastewater Pollution Control</u>	<u>Totals</u>	Governmental Activities - Internal Service Funds
Operating revenues:						
Charges for sales and services	\$ 8,647,118	\$ 256,273	\$ 4,095,269	\$ 10,770,228	\$ 23,768,888	\$ 5,765,913
Tap fees	40,416			38,134	78,550	
Other	30,892	44	46,288	22,228	99,452	17,411
Total operating revenues	<u>8,718,426</u>	<u>256,317</u>	<u>4,141,557</u>	<u>10,830,590</u>	<u>23,946,890</u>	<u>5,783,324</u>
Operating expenses:						
Personal services	2,930,967	97,974	1,408,292	4,106,772	8,544,005	19,086
Fringe benefits	984,732	18,706	509,548	1,372,754	2,885,740	5,865,322
Operating and maintenance	2,027,759	75,369	2,954,699	3,460,689	8,518,516	63,675
Depreciation	1,076,628	22,723	340,641	1,675,137	3,115,129	
Total operating expenses	<u>7,020,086</u>	<u>214,772</u>	<u>5,213,180</u>	<u>10,615,352</u>	<u>23,063,390</u>	<u>5,948,083</u>
Operating income (loss)	<u>1,698,340</u>	<u>41,545</u>	<u>(1,071,623)</u>	<u>215,238</u>	<u>883,500</u>	<u>(164,759)</u>
Nonoperating revenues (expenses) :						
Investment income	96			4,026	4,122	
Interest expense	(606,185)		(35,063)	(725,217)	(1,366,465)	
Non-capital grants			150,000		150,000	
Loss on disposal of capital asset	(3,697)			(3,697)	(7,394)	
Total nonoperating revenue (expenses)	<u>(609,786)</u>		<u>114,937</u>	<u>(724,888)</u>	<u>(1,219,737)</u>	
Income (loss) before contributions	1,088,554	41,545	(956,686)	(509,650)	(336,237)	(164,759)
Capital contributions	16,489				16,489	
Changes in net assets	1,105,043	41,545	(956,686)	(509,650)	(319,748)	(164,759)
Total net assets - beginning	5,678,215	169,234	1,799,213	24,306,477		126,434
Total net assets - ending	<u>\$ 6,783,258</u>	<u>\$ 210,779</u>	<u>\$ 842,527</u>	<u>\$ 23,796,827</u>		<u>\$ (38,325)</u>
					(242,862)	
Adjustment to reflect the consolidation of internal service fund activities related to enterprise funds.					<u>\$ (562,610)</u>	
Change in net assets of business - type activities						

The notes to the basic financial statements are an integral part of this statement.

City of Elyria, Ohio
Statement of Cash Flows
Proprietary Funds
For the Year Ended December 31, 2011

	Business-type Activities- Enterprise Funds				Totals	Governmental Activities - Internal Service Funds
	Water	Special Parks and Recreation	Sanitation	Wastewater Pollution Control		
CASH FLOWS FROM OPERATING ACTIVITIES						
Cash received from customers	\$ 8,585,584	\$ 256,715	\$ 4,145,231	\$ 10,713,179	\$ 23,700,709	\$ 5,765,569
Cash payments to suppliers for goods and services	(2,853,790)	(76,931)	(3,566,800)	(5,401,753)	(11,899,274)	(5,856,214)
Cash payments to employees for services	(3,188,140)	(92,283)	(1,300,793)	(3,587,354)	(8,168,570)	(18,921)
Other operating revenues	30,892	44	46,288	22,228	99,452	17,411
Net cash provided by (used for) operating activities	<u>2,574,546</u>	<u>87,545</u>	<u>(676,074)</u>	<u>1,746,300</u>	<u>3,732,317</u>	<u>(92,155)</u>
CASH FLOWS FROM CAPITAL AND RELATED FINANCING ACTIVITIES						
Proceeds from construction loans	3,763,673			1,610,203	5,373,876	
Proceeds from sale of general obligation notes / refunding bonds	720,000		3,100,000		3,820,000	
Proceeds from interfund loan				500,000	500,000	
Capital grants received	16,489				16,489	
Acquisition and construction of capital assets	(5,609,380)		(143,333)	(2,262,194)	(8,014,907)	
Principal and interest paid on notes, bonds and loans payable	(1,533,281)		(3,435,063)	(2,313,947)	(7,282,291)	
Net cash provided by (used for) capital and related financing activities	<u>(2,642,499)</u>		<u>(478,396)</u>	<u>(2,465,938)</u>	<u>(5,586,833)</u>	
CASH FLOWS FROM INVESTING/NON-CAPITAL FINANCING ACTIVITIES						
Interest on investments	96			4,434	4,530	
Investments converted to cash				197,000	197,000	
Non-capital grants			150,000		150,000	
Net cash provided by investing activities	<u>96</u>		<u>150,000</u>	<u>201,434</u>	<u>351,530</u>	
Net increase (decrease) in cash and cash equivalents	(67,857)	87,545	(1,004,470)	(518,204)	(1,502,986)	(92,155)
Cash and cash equivalents, January 1	551,633	20,306	2,511,929	606,509	3,690,377	555,904
Cash and cash equivalents, December 31	<u>\$ 483,776</u>	<u>\$ 107,851</u>	<u>\$ 1,507,459</u>	<u>\$ 88,305</u>	<u>\$ 2,187,391</u>	<u>\$ 463,749</u>
RECONCILIATION OF OPERATING INCOME (LOSS) TO CASH PROVIDED BY (USED FOR) OPERATING ACTIVITIES:						
Operating income (loss)	\$ 1,698,340	\$ 41,545	\$ (1,071,623)	\$ 215,238	\$ 883,500	\$ (164,759)
Adjustments to reconcile operating income (loss) to net cash provided by (used for) operating activities:						
Depreciation	1,076,628	22,723	340,641	1,675,137	3,115,129	
Changes in assets and liabilities:						
Accounts receivable	(101,950)	442	47,385	(95,183)	(149,306)	(344)
Rehabilitation loans receivable				6,508	6,508	
Inventory of supplies	(6,777)	12,100		(1,944)	3,379	
Prepaid expenses	(165)		(214)	(260)	(639)	
Accounts payable	(8,342)		(3,738)	4,865	(7,215)	
Contracts payable relating to operating activities	21,029	668	26,629	(43,308)	5,018	(671)
Accrued wages and benefits	(52,013)	10,067	(24,091)	5,962	(60,075)	181
Compensated absences payable	(52,204)		6,360	(20,715)	(66,559)	
Claims payable						73,438
Unearned revenue			2,577		2,577	
Total adjustments	876,206	46,000	395,549	1,531,062	2,848,817	72,604
Net cash provided by (used for) operating activities	<u>\$ 2,574,546</u>	<u>\$ 87,545</u>	<u>\$ (676,074)</u>	<u>\$ 1,746,300</u>	<u>\$ 3,732,317</u>	<u>\$ (92,155)</u>
Noncash investing, capital, and financing activities						
Unrealized appreciation (depreciation) in fair value of investments	<u>\$</u>	<u>\$</u>	<u>\$</u>	<u>\$ 3,950</u>	<u>\$ 3,950</u>	<u>\$</u>

The notes to the basic financial statements are an integral part of this statement.

City of Elyria, Ohio
Statement of Fiduciary Assets and Liabilities
Agency Funds
December 31, 2011

ASSETS

Equity in pooled cash and cash equivalents	\$ 1,032,463
Cash and cash equivalents-segregated accounts	594,737
Receivables:	
Property taxes	1,605,481
Income taxes	19,477
Total assets	<u>\$ 3,252,158</u>

LIABILITIES

Accounts payable	\$ 379,127
Due to other governments	1,708,648
Other liabilities	1,164,383
Total liabilities	<u>\$ 3,252,158</u>

The notes to the basic financial statements are an integral part of this statement.

CITY OF ELYRIA, OHIO
NOTES TO THE BASIC FINANCIAL STATEMENTS
FOR THE YEAR ENDED DECEMBER 31, 2011

NOTE 1 – DESCRIPTION OF CITY OPERATIONS

(A) THE CITY

The City of Elyria (the “City”) was incorporated on February 23, 1833 under the laws of the State of Ohio. The City operates under a Mayor-Council form of government as provided by its Charter adopted on November 2, 1965.

(B) THE REPORTING ENTITY

The City has followed the provisions of Statement No. 14 and Statement No. 39 of the Governmental Accounting Standards Board (“GASB Statement No. 14” and “GASB Statement No. 39”) regarding the definition of its financial reporting entity. For financial reporting purposes, the City’s reporting entity includes all funds, agencies, boards and commissions for which the City is financially accountable, as well as any organizations that raise or hold economic resources for the direct benefit of the City. The notion of financial accountability includes not only the organizations that constitute the City’s legal entity; it also can include legally separate organizations in certain instances. Legally separate organizations are included in the reporting entity if the City’s officials appoint a voting majority of an organization’s governing body and, as a result, the City is able either to impose its will on that organization or there is a potential for the organization to provide specific benefits to, or to impose specific financial burdens on the City. On this basis, the reporting entity of the City includes the following services: public safety (police and fire), health (health department), culture and recreation (parks and recreation), community environment (planning, zoning and community development), basic utility services (water, sanitation, and wastewater pollution control), highways and streets (street and highway maintenance), and general government (administrative services including the municipal court). In addition, no other organization raises and holds resources for the direct benefit of the City.

Included as part of the City’s primary government in the determination of the City’s reporting entity is the Elyria Municipal Court (the “Court”). Although the Court’s territorial jurisdiction extends beyond the boundaries of the City and the Judges of the Court are separately elected, the Court’s operations are not legally separate from the City. In addition, the City is responsible for budgeting and appropriating funds for the operation of the Court, establishing the compensation of certain Court employees, and is ultimately responsible for any operating deficits sustained by the Court. The City’s share of the fines collected by the Court, along with its share of the Court’s administration and operating costs are recorded in the City’s General Fund. Monies held by the Court in a fiduciary capacity are included in an agency fund in the accompanying financial statements.

The following entities which conduct their activities near or within the City’s boundaries for the benefit of the City and/or its residents are excluded from the accompanying financial statements because they are legally separate from the City and the City is not financially accountable for their operations.

Elyria City School District
Elyria Memorial Hospital
Elyria Public Library

No component units are included in the definition of the City's reporting entity.

NOTE 2 – SUMMARY OF SIGNIFICANT ACCOUNTING POLICIES

The accompanying financial statements of the City are prepared in conformity with accounting principles generally accepted in the United States of America as prescribed in statements and interpretations issued by the Governmental Accounting Standards Board (the "GASB").

(A) BASIS OF PRESENTATION – FUND ACCOUNTING

The accounting system is organized on the basis of funds. A fund is defined as a fiscal and accounting entity with a self-balancing set of accounts recording cash and other financial resources, together with all related liabilities and residual equities or balances, and changes therein, which are segregated for the purpose of carrying on specific activities or attaining certain objectives in accordance with special regulations, restrictions, or limitations.

Governmental Fund Types

Governmental funds are those through which most governmental functions typically are financed. The acquisition and use of the City's expendable financial resources and the related current liabilities (except for those accounted for in proprietary or fiduciary funds) are accounted for through governmental funds. The measurement focus is upon determination of financial position and changes in financial position. The following are the City's governmental fund types:

General Fund – This fund is used to account for all financial resources except those required to be accounted for in another fund. The General Fund balance is available to the City for any purpose provided it is expended or transferred according to the Charter of the City of Elyria and the general laws of Ohio.

Special Revenue Funds – These funds are used to account for the proceeds of specific revenue sources (other than amounts relating to expendable trusts or restricted for major capital projects or debt service) that are legally restricted to expenditure for specified purposes.

Debt Service Funds – These funds are used to account for the accumulation of resources for, and the payment of, general long-term debt principal and interest.

Capital Projects Funds – These funds are used to account for financial resources to be used for the acquisition or construction of capital facilities or equipment (other than those financed by proprietary funds and trust funds).

Permanent Funds – These funds are used to account for financial resources that are legally restricted to the extent that only investment earnings, and not principal, may be used for purposes that support the City's programs.

Proprietary Fund Types

Proprietary funds are used to account for activities similar to those found in the private sector, where the determination of net income is necessary or useful to achieve sound financial administration. The measurement focus is based upon determination of net income, financial position and changes in financial position.

Enterprise Funds – These funds are used to account for operations (a) that are financed and operated in a manner similar to private business enterprises where the intent of the governing body is that the costs (expenses, including depreciation) of providing goods or services to the general public on a continuing basis be financed or recovered primarily through user charges; or (b) where the governing body has decided that periodic determination of revenues earned, expenses incurred, and/or net income is appropriate for capital maintenance, public policy, management control, accountability, or other purposes.

Internal Service Funds – These funds are used to account for the financing of goods or services the City's self-insured health plan and workers' compensation plan provided to other departments or agencies of the governmental unit, or to other governmental units, on a cost reimbursement basis.

Fiduciary Fund Types

Private-purpose Trust Funds – Private-purpose trust funds are used to account for trust arrangements which benefit individuals, private organizations, or other governments. For accounting measurement purposes, the private-purpose trust funds are accounted for in essentially the same manner as proprietary funds. During 2011, the City did not utilize any such trust funds.

Agency Funds – Agency funds are used to account for assets held by the City as an agent for individuals, private organizations, and other governments. For accounting measurement purposes, the agency funds are custodial in nature (assets equal liabilities) and do not involve the measurement of results of operations but do, however, use the accrual basis of accounting to recognize receivables and payables. The City's agency funds are used to collect and distribute deposits, inspection fees and bonds for developers various fees for State Agencies and Lorain County, fines for Elyria Municipal Court, property taxes for the Elyria Public Library, income taxes for Elyria Township, deposits for users of the City's water and sewer systems, and deposits for City employees who enrolled in the Employees Section 125 Cafeteria Plan.

Other Fiduciary Funds – Other fiduciary funds include pension trust funds and investment trust funds. During 2011, the City did not utilize any such trust funds.

Fiduciary funds are not included in the government-wide statements.

(B) GOVERNMENT-WIDE FINANCIAL STATEMENTS

The government-wide financial statements report information about the City as a whole. These statements distinguish between activities that are governmental and those that are considered business-type activities. The effect of interfund activity has been removed from these statements, with the exception of certain receivables due from other fiduciary funds of the City which are not included in the government-wide financial statements.

The government-wide statement of activities presents a comparison between expenses and program revenues for each segment of business-type activities of the City and for each program of the governmental activities.

Program revenues include charges paid by the recipients of the goods or services offered by the programs and grants and contributions that are restricted to meeting the operational or capital requirements of a particular program or activity. Revenues which are not classified as program revenues are presented as general revenues. The comparison of program revenues and expenses identifies the extent to which each program or business segment is self-financing or draws from the general revenues of the City.

(C) FUND FINANCIAL STATEMENTS

Fund financial statements report detailed information about the City. The focus of governmental and proprietary fund financial statements is on major funds rather than reporting funds by type. Each major fund is presented in a separate column. The City's major governmental funds are the General Fund, the Energy Conservation Fund and the General Bond Retirement Fund.

The General Fund is the primary operating fund of the City. It is used to account for all financial resources, except those required to be accounted for in other funds.

The Energy Conservation Fund is used to account for monies restricted for improvements to City facilities to lower utility costs and to conserve energy.

The General Bond Retirement Fund is used to account for the accumulation of resources for, and the repayment of, general long-term debt principal and interest.

The City's four enterprise funds (Water Fund, Special Parks and Recreation Fund, Sanitation Fund, and Wastewater Pollution Control Fund) are the City's major proprietary funds. A description of these funds appears on page 155 of this report.

Nonmajor funds are aggregated and presented in a single column. The internal service funds are aggregated and presented in a single column on the face of the proprietary fund statements.

(D) BASIS OF ACCOUNTING

(1) Government-Wide Financial Statements

Basis of accounting determines when transactions are recorded in the financial records and reported on the financial statements. The government-wide financial statements are reported using the economic resources measurement focus and the accrual basis of accounting. Revenues are recorded when earned and expenses are recorded when a liability is incurred, regardless of the timing of related cash flows. This is the same approach used in the preparation of the proprietary fund financial statements but differs from the manner in which governmental fund financial statements are prepared. Therefore, governmental fund financial statements include reconciliation with brief explanations to better identify the relationship between the government-wide statements and the statements for governmental funds.

(2) Governmental Fund Financial Statements

Governmental fund financial statements are reported using the current financial resources measurement focus and the modified accrual basis of accounting. On a modified accrual basis, revenue is recorded in the fiscal year in which the resources are measurable and become available. Revenues are considered available when they are collectable within the current period or soon enough thereafter to pay liabilities of the current period. For the City, available means expected to be received within sixty days of year-end. Revenues that are deemed both measurable and available by the City include investment earnings, income taxes withheld by employers, estate taxes, fines and forfeitures and state-levied locally shared taxes (including motor vehicle fees). Reimbursements due for federally funded projects are accrued as revenue at the time the expenditures are made, or if received in advance, deferred until expenditures are made.

Property taxes and special assessments, though measurable, are not available soon enough in the subsequent year to finance current period obligations. Therefore, property tax and special assessment receivables are recorded and deferred until they become available.

Other revenues, including licenses and permits, certain charges for services, income taxes other than those withheld by employers and miscellaneous revenues, are recorded as revenue when received in cash because they are generally not measurable until actually received.

The measurement focus of governmental fund accounting is on decreases in net financial resources (expenditures) rather than expenses. Most expenditures are measurable and are recorded when the related fund liability is incurred. However, principal and interest on general long-term debt which has not matured and expenditures related to compensated absences are recognized when paid. Allocations of costs such as depreciation and amortization are not recognized in the governmental funds.

(3) Proprietary Fund Financial Statements

All proprietary funds are accounted for using the accrual basis of accounting. These funds account for operations that are primarily financed by user charges. The economic resource measurement focus concerns determining costs as a means of maintaining the capital investment and management control. Their revenues are recognized when they are earned and their expenses are recognized when they are incurred. Allocations of costs, such as depreciation are recorded in the proprietary funds. In accordance with Statement No. 20 of the Governmental Accounting Standards Board "Accounting and Financial Reporting for Proprietary Funds and other Governmental Entities That Use Proprietary Fund Accounting", the City has elected not to apply the provisions of the Statements and Interpretations of the Financial Accounting Standards Board issued after November 30, 1989. The City will continue applying all applicable pronouncements issued by the Governmental Accounting Standards Board.

(E) BUDGETARY ACCOUNTING AND CONTROL

The City adopts an annual operating budget for all funds except agency funds. During June of each year, the Mayor submits to City Council a proposed operating budget for the upcoming fiscal year. This budget is kept on file for 30 days and must be passed by the City Council by July 15 for certification of the City's estimated financial resources for the upcoming year to the

County Budget Commission as required by Ohio law. This budget is based on estimates of future cash revenues, cash expenditures and encumbrances for the next fiscal year for all non-agency funds and serves as the basis for the County Budget Commission's certification of the City's estimated financial resources for the upcoming year.

By January 1 of the succeeding year, Council must adopt a temporary appropriations ordinance. The temporary appropriations ordinance remains in effect until March 31 or until the permanent appropriations ordinance is adopted by City Council, whichever occurs first. A permanent appropriations ordinance must be adopted no later than April 1 under State law and appropriations therein must not exceed the estimated financial resources certified by the County Budget Commission.

Budget control is exercised at the major account level (personal services, fringe benefits, operation and maintenance, capital outlay, debt service, transfers-out and reimbursements) within each City department. All appropriations lapse at year-end. Reported budgeted amounts are as originally adopted and amended by appropriation ordinances passed by Council. The budget for each fund is represented by appropriations and, according to City Charter, can only be modified by Council ordinance. The CHIP Grant Special Revenue Fund, the USEPA Brownfield Grant Special Revenue Fund, the Household Sewage Disposal Permit Fee Special Revenue Fund, the Manufactured Home / Park Placement Fee Special Revenue Fund, the Coastal Management Grant Special Revenue Fund, the Bridge Projects Capital Project Fund, the Two Falls Trail Improvement Capital Project Fund the West River Road Improvement Capital Project Fund, and the Cemetery Trust Permanent Fund were not included in the budgeting process.

The General Fund Statement of Revenues, Expenditures and Changes in Fund Balances – Budget and Actual is presented on the budgetary basis to provide a meaningful comparison of actual results with the budget. The budgetary basis as provided by law is based upon accounting for certain transactions on the basis of cash receipts and disbursements. The major differences between the budget basis and the GAAP (accounting principles generally accepted in the United States of America) basis are:

- (1) Revenues recorded when received in cash (budget) as opposed to when susceptible to accrual (GAAP);
- (2) Expenditures are recorded when paid in cash or encumbered (budget) as opposed to when the liability is incurred (GAAP);
- (3) Encumbrances are recorded as expenditures (budget) as opposed to a reservation of fund balance (GAAP). In addition, encumbrances outstanding at year-end are included in the appropriation ordinance in the subsequent year and certain amounts shown as capital outlay and debt service expenditures on a GAAP basis are shown as public safety, health, culture and recreation, community environment, highways and streets and general government expenditures on a budgetary basis.

A reconciliation of the results of operations for the year from the GAAP basis to the budgetary basis is shown below:

	<u>General Fund</u>
GAAP Basis	\$ 1,268,490
Increase (decrease) due to:	
Net Adjustment for Revenue Accruals:	2,284,646
Net Adjustment for Expenditure Accruals:	(3,584,715)
	<hr/>
Budget basis	<u>\$ (31,579)</u>

(F) ASSETS, LIABILITIES AND NET ASSETS OR EQUITY

(1) Equity in Pooled and Segregated Cash, Cash Equivalents, and Other Short-term investments.

Cash balances of the City's funds, except for the Court, are pooled and invested in cash equivalents and other short-term investments in order to provide improved cash management. Cash equivalents consist of deposits in the State Treasury Asset Reserve of Ohio ("STAR Ohio"), certificates of deposit and money market accounts with an original maturity of 90 days or less. Other short-term investments consist of certificates of deposit and Federal Home Loan Bank notes with a maturity of more than 90 days but less than 5 years.

Interest earned on investments is allocated to the funds participating in the pool in accordance with the City Charter and Codified Ordinances.

The City's investments with maturities greater than one year are stated at fair value (based on quoted market prices) in the accompanying financial statements and the change in the fair value of the investments is recorded as investment income along with the interest earned on the investments.

The City has invested funds in STAR Ohio. STAR Ohio is an investment pool managed by the State Treasurer's office which allows governments within the state to pool their funds for investment purposes. STAR Ohio is not registered with the Securities and Exchange Commission as an investment company, but does operate in a manner consistent with Rule 2a7 of the Investment Company Act of 1940. Investments in STAR Ohio are valued at STAR Ohio's share price which is the price at which the investment could be redeemed.

(2) Receivables

Receivables at December 31, 2011 consist of property taxes, income taxes withheld by employers, other local taxes, accounts (billings for user charged services and fine monies collected by the Elyria Municipal Court which are initially accounted for in the Municipal Court Agency Fund), accrued interest on investments, rehabilitation loans (see Note 15 on page 74 for more detail), special assessments, amounts due from other funds which represents advances made by the General Fund to the Neighborhood Stabilization Program 3 Fund, Energy Efficiency Block Grant Fund, Block Grant Fund, State Issue II Capital Projects Funds, Two Falls Trail

Improvement Fund, Brownfield Hazardous Assessment Grant Fund, COPS Grant Fund, SAFER Grant Fund and the Coastal Management Grant Fund which will be repaid from monies to be received from other governments and an advance from the General Fund to the Wastewater Pollution Control Enterprise Fund that will be repaid from user charges of the sewer system.

(3) Inventories and Prepaid Items

Inventory is valued at cost (specific identification method). The proprietary fund type inventories are capitalized and expensed when used (consumption method). In the governmental funds, inventory amounts are not significant and are recognized as an expenditure when purchased (purchase method).

Certain payments to vendors reflect costs applicable to future accounting periods and are recorded as prepaid items in both government-wide and proprietary fund financial statements.

(4) Capital Assets and Depreciation

General capital assets are those assets not specifically related to activities reported in the proprietary funds. These assets are reported in the governmental activities column of the government-wide statement of net assets. Capital assets used by proprietary funds are reported in both the business-type activities column of the government-wide statement of net assets and in the individual proprietary funds.

Capital assets, which include property, plant, equipment, utility distribution and collection systems (sewers) and infrastructure (e.g., streets, roads and bridges, etc.) are defined by the City as assets with an initial individual cost of \$5,000 or more and an estimated useful life in excess of two years. Such assets are recorded at historical cost or estimated historical cost where historical cost is not available. Estimated historical cost is based on replacement cost. Donated capital assets are recorded at estimated fair market value at the date of donation.

The costs of normal maintenance and repairs that do not add to the value of the asset or materially extend assets' lives are not capitalized.

Depreciation of capital assets is computed and recorded by the straight-line method. The estimated useful lives of the various classes of depreciable capital assets are as follows:

Buildings and Systems	20 – 40 years
Improvements	10 – 40 years
Utility Distribution and Collection Systems	40 – 80 years
Infrastructure	10 – 40 years
Machinery and Equipment	2 – 20 years

(5) Compensated Absences

Vacation benefits are accrued as a liability as the benefits are earned if the employees' rights to receive compensation are attributable to services already rendered and it is probable that the City will compensate employees for the benefit through time off or some other means. Sick leave benefits are accrued using the vesting method. The liability is based on the sick leave accumulated at December 31 by those employees who are currently eligible to receive

termination payments and by those employees for whom it is probable they will become eligible to receive termination benefits in the future.

The portion of the liability not expected to be liquidated with expendable, available financial resources is not reported as a fund liability in the governmental fund financial statements, but is reported under the governmental activities column of the government-wide statement of net assets. The General Fund is typically used to liquidate the portion of the City's compensated absences liability pertaining to its governmental activities. The liability for business-type activities is reported under that column in the government-wide statement of net assets, as well as the individual proprietary fund to which they relate.

(6) Claims

As described in Note 4, the City is self-insured for employee health and workers' compensation benefits. The City recognizes a liability for such claims if information prior to the issuance of the financial statements indicates that it is probable that a liability has been incurred at the date of the financial statements and the amount of the loss can be reasonably estimated.

(7) Long-term Obligations

In the government-wide statements and proprietary fund types in the fund financial statements, long-term debt and other long-term obligations are reported as liabilities in the applicable governmental activities, business-type activities or proprietary fund type statement of net assets. Bond premiums and discounts, as well as issuance costs, are deferred and amortized over the life of the bonds using the effective interest method. Bonds payable are reported net of the applicable bond premiums or discount. Bond issuance costs are reported as deferred charges and amortized over the term of the related debt.

In the fund financial statements, governmental fund types recognize bond premiums and discounts, as well as bond issuance costs, during the current period. The face amount of debt issued is reported as other financing sources. Premiums received on debt issuances are reported as other financing sources while discounts on debt issuances are reported as other financing uses. Issuance costs, whether or not withheld from the actual debt proceeds received, are reported as debt service expenditures.

(8) Fund Equity / Net Assets

Net assets are the difference between assets and liabilities. Net assets invested in capital assets, net of related debt are capital assets, less accumulated depreciation and any outstanding debt related to the acquisition, construction or improvement of those assets. Net assets are reported as restricted when there are legal limitations imposed on their use by City legislation or external restrictions by other governments, creditors or grantors.

(9) Fund Balance

Fund balance is divided into five classifications based primarily on the extent to which the City is bound to observe constraints imposed upon the use of the resources in the governmental funds. The classifications are as follows:

Nonspendable The nonspendable fund balance category includes amounts that cannot be spent because they are not in spendable form, or are legally or contractually required to be maintained intact. The “not in spendable form” criterion includes items that are not expected to be converted to cash. It also includes the long-term amount of interfund loans.

Restricted Fund balance is reported as restricted when constraints placed on the use of resources are either externally imposed by creditors (such as through debt covenants), grantors, contributors, or laws or regulations of other governments; or is imposed by law through constitutional provisions or enabling legislation (City ordinances).

Enabling legislation authorizes the City to assess, levy, charge, or otherwise mandate payment of resources (from external resource providers) and includes a legally enforceable requirement that those resources be used only for the specific purposes stipulated in the legislation. Legal enforceability means that the City can be compelled by an external party—such as citizens, public interest groups, or the judiciary to use resources created by enabling legislation only for the purposes specified by the legislation.

Committed The committed fund balance classification includes amounts that can be used only for the specific purposes imposed by formal action (ordinance or resolution) of City Council. Those committed amounts cannot be used for any other purpose unless City Council removes or changes the specified use by taking the same type of action (ordinance or resolution) it employed to previously commit those amounts. In contrast to fund balance that is restricted by enabling legislation, the committed fund balance classification may be redeployed for other purposes with appropriate due process. Constraints imposed on the use of committed amounts are imposed by City Council, separate from the authorization to raise the underlying revenue; therefore, compliance with these constraints is not considered to be legally enforceable. Committed fund balance also incorporates contractual obligations to the extent that existing resources in the fund have been specifically committed for use in satisfying those contractual requirements.

Assigned Amounts in the assigned fund balance classification are intended to be used by the City for specific purposes but do not meet the criteria to be classified as restricted or committed. In governmental funds other than the general fund, assigned fund balance represents the remaining amount that is not restricted or committed. In the general fund, assigned amounts represent intended uses established by City Council or a City official delegated that authority by City Charter or ordinance, or by State Statute.

Unassigned Unassigned fund balance is the residual classification for the general fund and includes amounts not contained in the other classifications. In other governmental funds, the unassigned classification is used only to report a deficit balance.

The City applies restricted resources first when expenditures are incurred for purposes for which either restricted or unrestricted (committed, assigned, and unassigned) amounts are available. Similarly, within unrestricted fund balance, committed amounts are reduced first followed by

assigned, and then unassigned amounts when expenditures are incurred for purposes for which amounts in any of the unrestricted fund balance classifications could be used.

(G) RECONCILIATION OF GOVERNMENT-WIDE AND FUND FINANCIAL STATEMENTS

The following details reconciling items between the governmental fund financial statements and the government-wide financial statements for the year ended December 31, 2011.

Reconciliation of Net Assets:

Long-term liabilities:

Special assessment bonds	\$ 3,199,421
General obligation bonds	23,379,081
State Issue II construction loans	1,068,459
State Infrastructure Bank loan	2,724,102
Compensated absences	<u>4,456,088</u>
Total long-term liability adjustment	<u>\$34,827,151</u>

Reconciliation of Changes in Net Assets:

Capital outlay adjustment:

Government-wide capital outlay	\$ 3,912,375
Depreciation expense	<u>(5,569,791)</u>
Net adjustment for excess depreciation	<u>\$(1,657,416)</u>

Issuance of Long-term Debt and Changes in

Compensated Absences:

Principal retired	\$ 1,348,757
Net change in compensated absences	<u>496,552</u>
Net adjustment for long-term debt activity	<u>\$ 1,845,309</u>

Internal Service:

Change in net assets-fund financial statements	\$ (164,759)
Net adjustment to reflect the consolidation of internal service fund activities related to enterprise funds	<u>242,862</u>
Net adjustment for internal service	<u>\$ 78,103</u>

NOTE 3 – ACCOUNTABILITY AND COMPLIANCE

(A) ACCOUNTABILITY

At December 31, 2011 the following funds had a deficit fund or net assets balance:

	<u>Deficit Balance</u>
Special Revenue Funds –	
Brownfield Hazardous Assessment Grant	\$ 731
Neighborhood Stabilization Program 3 Grant	24,599
Coastal Management Grant	2,500

Energy Efficiency Block Grant	9,142
Clean Ohio Revitalization	130,432
COPS Grant	81,093
SAFER Grant	233,254
Capital Projects Funds-	
State Issue II Capital Projects	16,401
Bridge Projects	60,399
Two Falls Trail Improvement	2,970
Energy Conservation	3,437,585
49 th Street Special Assessment	141,723
West River Road Improvement	2,974
Internal Service Funds-	
Employees' Health Insurance	203,263

The deficit in the Brownfield Hazardous Assessment Grant Fund, the Neighborhood Stabilization Program 3 Grant Fund, the Coastal Management Grant Fund, the Energy Efficiency Block Grant Fund, the Clean Ohio Revitalization Fund, the COPS Grant Fund, the SAFER Grant Fund, the State Issue II Capital Projects Fund, the Bridge Projects Fund, the Two Falls Trail Improvement Fund and the West River Road Improvement Fund will all be eliminated through the receipt of grant monies. The deficit in the Energy Conservation Fund balance will be eliminated through the issuance of general obligation long-term bonds, the proceeds of which will be used to retire the outstanding general obligation notes in the City's Energy Conservation Fund. The deficit in the 49th Street Special Assessment Fund balance will be eliminated through the issuance of special assessment long-term bonds, the proceeds of which will be used to retire the outstanding general obligation notes in the City's 49th Street Special Assessment Fund. The deficit in the Employees' Health Insurance Fund will be eliminated from increased contributions from the employees and the City.

The General Fund is liable for any deficits in these funds and provides transfers when cash is required, not when accruals occur. The deficit fund balances resulted from adjustments for accrued liabilities.

NOTE 4 – RISK MANAGEMENT

The City utilizes two funds relating to its risk management program. Both funds have been classified as internal service funds.

- (A) The Employees' Health Insurance Fund is used to account for the operations of the City's self-insured health plan. All City funds are charged a premium amount per employee covered by the Employees' Health Insurance Fund. The premium amounts are set by union contract and City ordinance. Claims and administrative fees are then paid out of the Employee Health Insurance Fund. The City pays premiums for specific stop-loss insurance coverage to insure against catastrophic claims over \$75,000 per individual.
- (B) The Workers' Compensation Fund is used to account for the funding of the City's workers' compensation plan. During the period January 1, 1989 through December 31, 1997, the City

was enrolled in a retrospective rating plan offered by the State of Ohio. Under the plan, the City is charged by the State of Ohio for claims paid, administrative fees, and a premium for individual claim limits and aggregate claim limits. All City funds are normally charged a premium amount per employee covered by the Workers' Compensation Fund. The premium amounts are set based on claims experience. Claims and administrative fees are paid to the State of Ohio. The City has a maximum yearly claim limit amount for all claims, which varies each policy year. Since January 1, 1998, the City has participated in the fully insured plan offered by the Bureau of Workers' Compensation of the State of Ohio.

(C) The City purchases insurance policies in varying amounts for general liability, vehicle liability, property damage, employee and public official's liability, professional liability for health department employees and errors and omissions. The City also pays unemployment claims to the State of Ohio as incurred. There were no significant changes in the City's insurance coverage during 2011.

(D) The changes in the liabilities for self-insured risks for the years ended December 31, 2011 and 2010 are as follows:

	Health Benefits	Workers' Compensation Benefits
Balance January 1, 2010	\$ 517,386	\$
Incurred claims, net of changes in estimates	4,768,174	1,014,584
Payments	<u>(4,857,525)</u>	<u>(1,014,584)</u>
Balance December 31, 2010	428,035	
Incurred claims, net of changes in estimates	5,159,992	778,768
Payments	<u>(5,086,554)</u>	<u>(778,768)</u>
Balance December 31, 2011	<u>\$ 501,473</u>	<u>\$</u>

The liabilities above represent the City's best estimates based upon available information and the requirements of the GASB Statement No. 10, *Accounting and Financial Reporting for Risk Financing and Related Insurance Issues* and Statement No. 30, *Risk Financing Omnibus – an Amendment of GASB Statement No. 10*, and include an amount for claims that have been incurred but not reported. Claim liabilities are calculated considering the effects of inflation, recent claim settlement trends including frequency and amount of pay-outs, and other economic factors.

Settled claims have not exceeded the City's insurance coverage in any of the last three years.

NOTE 5 – CONTINGENCIES

(A) ENVIRONMENTAL MATTERS

(1) The City is currently operating under a new National Pollution Discharge Elimination System permit which became effective on August 1, 2011.

- (2) The City continues to offer a sanitary lateral repair loan program to property owners with defective sanitary laterals, and continues to perform sanitary sewer rehabilitation under a bid maintenance contract.
- (3) The City has continued a City-wide Brownfields inventory with grant money obtained from the United States Environmental Protection Agency. The City has completed a Phase I and Phase II Environmental Site Assessments (ESA) and Remedial Action Plan for 117 Waverly Street and has begun the development of the Remedial Action Plan.
- (4) The Clean Ohio Revitalization Fund (CORF) project is ongoing and should yield a No Further Action letter from the Ohio EPA after completion of the remediation activities. Clean-up activities have proven to be successful.
- (5) The City developed a Storm Water Pollution Prevention Plan (SWPPP) and a Spill Prevention Control and Countermeasures Plan for the Central Maintenance Complex and has completed a SWPPP for the Brookdale Cemetery and the Floradale Court Parks Garage.

The City has contracted with a consultant and employed a new engineer to address all storm water issues as required by the Ohio and US EPA. Activities initiated include public education, public outreach, construction site run-off control, illicit discharge detection, implementation of municipal storm water operations and post-construction site run-off control. The new engineer will oversee all storm water pollution issues within the City. The City has also taken the first steps towards implementing a storm water utility by contracting with a consultant to gather information and to develop a plan. A technical advisory committee has also been established to present the findings and proposed plan to Elyria City Council by July 2013.

- (6) The City has obtained funds to stabilize slopes within Cascade Park to reduce sedimentation within the Black River and to improve the water quality and bio habitat of the watershed. This work is scheduled to begin in late 2012.
- (7) The City submitted its CSO Long-term Control Plan and Sewer Evaluation and Capacity Assurance Plan to the Ohio Environmental Protection Agency (EPA) on December 1, 2008. No Feasible Alternative documents were sent to the Ohio EPA for review and approval on March 5, 2010 and on May 2, 2011. The Ohio EPA has requested sampling which is scheduled to be completed in the summer of 2012.
- (8) The City is close to completion of two projects that are designed to eliminate sewer overflows in to the Black River. A third overflow elimination project is scheduled to be bid in 2012 and a fourth in 2014.

(B) CONTINGENCIES UNDER GRANT PROGRAMS

The City participates in several federal grants which have been audited in accordance with the Single Audit Act (the "Act"). Provisions of the Act allow federal agencies to conduct any additional audit work necessary to carry out their responsibilities under federal law or regulations. Such federal audits could lead to a request for reimbursement to the grantor agency for any costs questioned as not being appropriate expenditures under the terms of the grants. At December 31, 2011, there were no questioned costs that had not been resolved with federal

agencies. In the opinion of City officials, no material grant expenditures will be disallowed as a result of federal audits.

(C) JUDGMENTS AND CLAIMS

The City is party to various legal proceedings. The City's management is of the opinion that the ultimate outcome of such litigation will not result in a material adverse effect on the City's financial position.

NOTE 6 – POOLED AND SEGREGATED CASH, CASH EQUIVALENTS AND OTHER INVESTMENTS

Monies of the Court are deposited and maintained in individual, segregated bank accounts and invested in cash equivalents which are also specifically segregated. Monies of all other funds of the City are maintained or invested in a common group of bank accounts, in cash equivalents and other short-term investments. The common bank accounts and investments are displayed on the accompanying statement of net assets and balance sheets as "Equity in pooled cash and cash equivalents" and "Investments" and the segregated amounts are separately disclosed.

The investment and deposit of City monies is governed by the provisions of the Charter, Codified Ordinances of the City, and the Ohio Revised Code. Accordingly, only financial institutions that qualify under Section 135.14 (M)(I) of the Ohio Revised Code are eligible to hold public deposits. The City may invest its monies in certificates of deposit, savings accounts, money market accounts, the state treasurer's investment pool ("Star Ohio"), and obligations of the United States government or certain agencies thereof. The City may also enter into repurchase agreements with any eligible depository or any eligible dealer who is a member of the National Association of Securities Dealers for a period not exceeding thirty days.

Public depositories must give security for all public funds on deposit. These institutions may either specifically collateralize individual accounts in lieu of amounts insured by the Federal Deposit Insurance Corporation or may pledge a pool of government securities the face value of which is at least 105% of the total value of public monies on deposit at the institution. Repurchase agreements must be secured by the specific government securities upon which the repurchase agreements are based. These securities must be obligations of, or guaranteed by, the United States and mature or be redeemable within five years of the date of the related repurchase agreement. The market value of the securities subject to a repurchase agreement must exceed the value of the principal by 2% and be marked to market daily. State law does not require security for public deposits and investments to be maintained in the City's name.

The City is prohibited from investing in any financial instrument, contract, or obligation whose value or return is based upon or linked to another asset or index, or both, separate from the financial instrument, contract, or obligation itself (commonly known as a "derivative"). The City is also prohibited from investing in reverse purchase agreements.

During 2011, the City complied with the provisions of these statutes pertaining to the types of investments held and institutions in which deposits were made, as well as the provisions of the statutes concerning security deposits. The City will continue to monitor compliance with applicable statutes in the future pertaining to its deposits and investments. At December 31,

2011, all of the City's deposits and investments (excluding Star Ohio) were held by local banks or financial institutions that qualify under Section 135.14 (M)(I) of the Ohio Revised Code.

(A) DEPOSITS

At December 31, 2011, the carrying amount of the City's pooled and segregated deposits was \$1,019,149 and the bank balance was \$1,384,560. Of the bank balance, \$750,000 was covered by federal depository insurance and \$634,560 was uninsured and uncollateralized as defined by the Governmental Accounting Standards Board. The uncollateralized deposits were, however, covered by a pledged collateral pool not held in the City's name, as permitted under Ohio law.

(B) INVESTMENTS

Pursuant to Article 17 of the Charter of the City of Elyria, the Treasury Investment Board, which is comprised of the Mayor, the City Auditor, and the Administrative Legal Counsel is vested with the power to provide for the investment of all funds of the City in the manner provided by the general laws of the State of Ohio. The Treasury Investment Board may and has delegated the responsibility of the purchase and sale of investments to the City Auditor.

It is the policy of the City to invest public funds in a manner which will provide the highest investment return with the maximum security, safety and preservation of principal while meeting the daily cash flow demands of the City. To the extent possible, the City attempts to match its investments with anticipated cash flow requirements.

At December 31, 2011, the fair value of the City's investments were as follows:

<u>Investment Type</u>	<u>Fair Value / Carry Value</u>
Repurchase Agreements	\$ 11,200,000
U.S. Agency Obligations	98,000
	<u>\$ 11,298,000</u>

Interest Rate Risk

In accordance with its investment policy, the City does not invest in securities that 1) mature more than five (5) years from the date of purchase if such securities bear interest at a fixed rate or 2) securities that mature more than two (2) years from the date of settlement if such securities bear interest at a variable rate. Other than these two requirements, the City has no written policy regarding interest rate risk.

At December 31, 2011, the City's investments had maturities as follows:

	<u>Average Maturity</u>
Less than 1 year	99.13%
1 to 5 years	0.87%

Credit Risk

State law limits investments in corporate debt to the top two ratings issued by nationally recognized statistical rating organizations. The City does not have a written policy limiting its corporate debt investments to the top ratings. However, Star Ohio and U.S. Agencies are rated AAA, which is the top rating available for those investment types. In addition, the underlying securities supporting the repurchase agreements in which the City invests are obligations of the U.S. government.

Custodial Credit Risk

For an investment, custodial credit risk is the risk that, in the event of the failure of the counter party, the City will not be able to recover the value of its investments or collateral securities that are in the possession of an outside party. As noted earlier, at December 31, 2011, the carrying amount of the City's deposits was \$1,019,149 and the bank balance was \$1,384,560. Of the bank balance \$750,000 was covered by federal depository insurance and \$634,560 was covered by pooled and /or pledged collateral, as allowed by the Ohio Revised Code, but not necessarily held in the City's name (uncollateralized). The City has no written policy limiting the dollar amount of holdings by any single counterparty.

(C) RECONCILIATION TO COMBINED BALANCE SHEET CLASSIFICATION

A summary of the deposits and investments as of December 31, 2011 follows:

Deposits	\$ 1,019,149
Investments	11,298,000
	<hr/>
TOTAL	\$ 12,317,149
	<hr/> <hr/>

Reconciliation to Financial Statements: Total cash and investments are reported as follows:

Government-wide Financial Statements

Unrestricted:

Equity in pooled cash and cash equivalents	\$ 10,591,949
Investments	98,000
	<hr/>
	\$ 10,689,949
	<hr/> <hr/>

Fund Financial Statements

Balance Sheet - Governmental Funds:

Equity in pooled cash and cash equivalents	\$ 7,940,809
--------------------------------------------	--------------

Statement of Net Assets - Proprietary Funds:

Cash and cash equivalents	2,651,140
Investments	98,000
	<hr/>
Total Governmental and Proprietary Funds	10,689,949

Statement of Fiduciary Assets and Liabilities:

Equity in pooled cash and cash equivalents	1,032,463
Cash and cash equivalents - segregated accounts	594,737
	<hr/>
	\$ 12,317,149
	<hr/> <hr/>

NOTE 7 – TAXES

(A) PROPERTY TAXES

Property taxes include amounts levied against all real, and public utility property located in the City. Taxes collected from real property (other than public utility) in one calendar year are levied on January 1 in the preceding calendar year on assessed values as of January 1 of that preceding year, the lien date. Assessed values are established by the County Auditor at 35% of appraised market value. All property is required to be revalued every six years. Three years after each revaluation all property values are reviewed and revised, as necessary, as part of a triannual update based on the reported sales of properties. The last revaluation was completed in 2006 and the last triannual update occurred in 2003. Real property taxes are payable annually or semi-annually. If paid annually, payment is due January 20; if paid semi-annually, the first payment is due January 20, with the remainder payable June 20. In certain instances, State statute permits earlier or later payment dates to be established.

Public utility real property taxes collected in one calendar year are levied on January 1 in the preceding calendar year on assessed values determined as of January 1 of that preceding year, the lien date.

Beginning in 2006, personal property taxes were reduced 25% per year for each of the next four years through 2009 at which point the tax will be eliminated. Telephone companies will switch from being public utility to general business taxpayers beginning in 2007. Over the next five years beginning in 2007, telephone property will phase out and be eliminated from taxation in 2011. The revenue from personal property tax was reimbursed to local governments beginning in 2006 from a new Commercial Activity Tax (CAT) collected by the State of Ohio. The City does not expect to suffer any significant negative impact in its tax receipts over the next five years as a result of this change.

The assessed value upon which the 2010 levy (collected in 2011) was based was approximately \$890.2 million. Ohio law limits unvoted property taxation, combined for all overlapping taxing authorities, to 10 mills. The City's current share of unvoted property tax is 4.2 mills of assessed value. The total property tax revenue recognized by the City during 2011 was \$3,357,482.

(B) INCOME TAXES

The City levies an income tax of 1.75% on substantially all income earned within the City. In addition, residents of the City are required to pay City income tax on income they earn outside the City; however, a 100% credit up to 1.75% is allowed for income taxes paid to other municipalities. Of the total income tax levy, 1.25% is a permanent tax levy, .25% of which is a special levy to be used only for law enforcement purposes. The remaining .5% of the total levy is a temporary levy enacted by a vote of the citizens which has been extended through June 2014. The proceeds from the special .25% levy are included in the Police Levy Special Revenue Fund. The remaining proceeds are included in the General Fund. Employers within the City are required to withhold income taxes on employee compensation and remit withholdings to the City at least quarterly. Corporations and other individual taxpayers are required to pay their estimated tax quarterly and file a declaration annually. The total income tax revenue recognized by the City during 2011 in the fund financial statements was \$21,124,035.

NOTE 8 – CAPITAL ASSETS AND DEPRECIATION

Capital asset activity for the year ended December 31, 2011 was as follows:

	Balance at January 1, 2011	Increases	Decreases	Balance at December 31, 2011
<u>Governmental activities</u>				
Not being depreciated:				
Land	\$ 6,706,674	\$ 21,889	\$	\$ 6,728,563
Construction in progress	2,915,061	1,442,748	(2,604,261)	1,753,548
Subtotal	<u>9,621,735</u>	<u>1,464,637</u>	<u>(2,604,261)</u>	<u>8,482,111</u>
Other capital assets:				
Buildings and systems	38,295,904	452,553		38,748,457
Improvements	6,751,002			6,751,002
Utility distribution and collection systems	13,601,767			13,601,767
Infrastructure	80,563,189	4,063,631		84,626,820
Machinery and equipment	14,387,577	535,815		14,923,392
Subtotal	<u>153,599,439</u>	<u>5,051,999</u>		<u>158,651,438</u>
Accumulated depreciation:				
Buildings and systems	(12,800,754)	(1,125,163)		(13,925,917)
Improvements	(3,350,863)	(497,066)		(3,847,929)
Utility distribution and collection systems	(8,448,251)	(153,619)		(8,601,870)
Infrastructure	(35,995,795)	(3,212,094)		(39,207,889)
Machinery and equipment	(11,579,638)	(581,849)		(12,161,487)
Subtotal	<u>(72,175,301)</u>	<u>(5,569,791)</u>		<u>(77,745,092)</u>
Net other capital assets	<u>81,424,138</u>	<u>(517,792)</u>		<u>80,906,346</u>
Net capital assets	<u>\$ 91,045,873</u>	<u>\$ 946,845</u>	<u>\$ (2,604,261)</u>	<u>\$ 89,388,457</u>

Depreciation was charged to the functions as follows:

Governmental activities:	
Public safety	\$ 583,001
Health	29,414
Culture and recreation	241,469
Community environment	138,440
Highways and streets	3,289,969
General government	1,287,498
TOTAL	<u>\$ 5,569,791</u>

	Balance at January 1, 2011	Increases	Decreases	Balance at December 31, 2011
<u>Business-type activities</u>				
Not being depreciated:				
Land	\$ 719,958	\$	\$	\$ 719,958
Construction in progress	1,723,283	6,872,062	(745,449)	7,849,896
Subtotal	<u>2,443,241</u>	<u>6,872,062</u>	<u>(745,449)</u>	<u>8,569,854</u>
Other capital assets:				
Buildings	35,452,267	478,746		35,931,013
Improvements	27,417,875	21,985		27,439,860
Utility distribution and collection systems	61,464,314	2,498,097		63,962,411
Machinery and equipment	16,664,643	538,429	(13,309)	17,189,763
Subtotal	<u>140,999,099</u>	<u>3,537,257</u>	<u>(13,309)</u>	<u>144,523,047</u>
Accumulated depreciation:				
Buildings	(23,041,498)	(741,209)		(23,782,707)
Improvements	(26,218,527)	(138,473)		(26,357,000)
Utility distribution and collection systems	(22,040,497)	(1,190,301)		(23,230,798)
Machinery and equipment	(11,529,501)	(1,045,146)	5,914	(12,568,733)
Subtotal	<u>(82,830,023)</u>	<u>(3,115,129)</u>	<u>5,914</u>	<u>(85,939,238)</u>
Net other capital assets	<u>58,169,076</u>	<u>422,128</u>	<u>(7,395)</u>	<u>58,583,809</u>
Net capital assets	<u>\$ 60,612,317</u>	<u>\$ 7,294,190</u>	<u>\$ (752,844)</u>	<u>\$ 67,153,663</u>

Depreciation was charged to the functions as follows:

Business-type activities:	
Water	\$ 1,076,628
Special Parks & Recreation	22,723
Sanitation	340,641
Wastewater Pollution Control	1,675,137
TOTAL	<u>\$ 3,115,129</u>

Construction in progress - The City has active construction projects as of December 31, 2011 under governmental activities of \$185,665 on the West River Road North Improvement project, \$957,443 on various State Issue II and City road resurfacing projects, \$280,000 on Phase II of the State Route 57 Rehabilitation Project, \$11,770 on the East Falls Walk Rehabilitation project, \$29,867 on the Turner Street project, \$255,971 on the Ford Road Bridge project and \$32,832 on the Middle Avenue project. The City also has active construction projects as of December 31, 2011 under business-type activities of \$905,844 on the Middle Avenue Water Main project, \$3,458,466 on the High Service Pump project, \$130,332 on the Sludge Handling/Chemical Optimization project, \$55,497 on the St. Jude's Area Water Main Replacement project, \$29,363 on the Access Control System project at the Water Treatment Plant, \$12,243 on a pole building at the Water Treatment Plant, \$39,109 on the Low Service Pump Project, \$774,604 on the West Side Water Main project, \$426,076 on the Turner Street Water Main project, \$50,151 on the Furnace Street Water Main project, \$130,807 on the Brooklyn Street Water Main project, \$1,884 on the Eastern Heights Area Water Main project, \$257,316 on the Mussey Avenue Sewer project, \$191,256 on the Turner Street Lift Station project, \$566,772 on the Cascade Siphon project, \$365,658 on the Overbrook/Pinewood Lift Station project, \$24,800 on the West River Road North Reconstruction project, \$134,743 on the Brooklyn Sewer project, \$126,759 on the Southeast Interceptor Sewer project, \$22,036 on the UV Improvement project, and \$146,180 on the Conveyor Belt Press project.

NOTE 9 – INTERFUND RECEIVABLES AND PAYABLES

The following balances at December 31, 2011 represent interfund receivables and payables:

<u>GOVERNMENTAL FUNDS</u>	<u>Interfund Receivables</u>	<u>Interfund Payables</u>
GENERAL FUND	\$ 1,053,265	\$
SPECIAL REVENUE FUNDS:		
Block Grant		24,692
Energy Efficiency Block Grant		10,000
Brownfield Hazardous Assessment Grant		731
Coastal Management Grant		2,500
Neighborhood Stabilization Program 3 Grant		27,000
COPS Grant		60,000
SAFER Grant		425,000
CAPITAL PROJECTS FUNDS:		
State Issue II Capital Projects		372
Two Falls Trail Improvements		2,970
ENTERPRISE FUND:		
Wastewater Pollution Control		500,000
TOTAL GOVERNMENTAL FUNDS	<u>\$ 1,053,265</u>	<u>\$ 1,053,265</u>

The governmental funds interfund balances represent grant program expenditures that had not been reimbursed as of December 31, 2011.

NOTE 10 – DEFINED BENEFIT PENSION PLANS

(A) EMPLOYEES AND PLANS

Full-time, permanent employees of the City and certain part-time employees belong to one of two state-operated, cost-sharing, multiple-employer pension plans. Non-uniformed employees are members of the Ohio Public Employees Retirement System (“OPERS”). Full-time police and fire personnel are members of the Ohio Police and Fire Pension Fund (“OP&F”). The Ohio Revised Code requires participation by the above mentioned employees. Elected officials participate in OPERS on a voluntary basis. The payrolls for employees covered by OPERS and OP&F for the year ended December 31, 2011 were \$16,583,915 and \$10,523,523 respectively. The City’s total payroll for 2011 was \$ 27,107,438.

(B) OHIO PUBLIC EMPLOYEES RETIREMENT SYSTEM

Plan Description – All employees of the City, other than police and fire personnel, are required to be members of OPERS, a cost-sharing, multiple-employer pension plan. OPERS administers three separate pension plans. The traditional plan is a cost-sharing, multiple-employer defined benefit pension plan. The member-directed plan is a defined contribution plan in which the member invests both member and employer contributions (employer contributions vest over five years at 20% per year). Under the member directed plan, members accumulate retirement assets equal to the value of the member and vested employer contributions plus any investment earnings. The combined plan is a cost-sharing, multiple-employer defined benefit pension plan that has elements of both a defined benefit and a defined contribution plan. Under the combined plan, employer contributions are invested by the retirement system to provide a formula retirement benefit similar to, but less than, the traditional plan benefit. Member contributions, whose investment is self-directed by the member, accumulate retirement assets in a manner similar to the member directed plan.

OPERS provides retirement and disability benefits, annual cost of living adjustments, survivor and death benefits to members of the traditional and combined plans. Members of the member directed plan do not qualify for ancillary benefits. Authority to establish and amend benefits is provided by State statute per Chapter 145 of the Ohio Revised Code. OPERS issues a stand-alone financial report. Interested parties may obtain a copy by visiting <https://www.opers.org/investments/cafr.shtml>, writing to Ohio Public Employees Retirement System, 277 East Town Street, Columbus, Ohio 43215-4642 or by calling (614) 222-5601 or (800) 222-7377.

Funding Policy – The Ohio Revised Code provides statutory authority for employee and employer contributions. For 2011, member and employer contribution rates were consistent across all three plans. While members in the state and local divisions may participate in all three plans, law enforcement and public safety divisions exist only within the traditional pension plan. Employees are required to contribute 10.00% of their covered payroll to OPERS. The 2011 employer contribution rate for local government employer units was 14.00% of covered payroll including 4.0% that was used to fund postretirement health care benefits during 2011. The City’s total contributions to OPERS for pension benefits (excluding the amount relating to postretirement benefits) for the years ended December 31, 2011, 2010, and 2009 were \$1,658,391, \$1,507,340 and \$1,286,077 respectively, which equaled 100% of the required contribution for each year.

(C) OHIO POLICE AND FIRE PENSION FUND (OP&F)

The City of Elyria contributes to the Ohio Police and Fire Pension Fund (OP&F), a cost-sharing multiple-employer defined benefit pension plan. OP&F provides retirement and disability benefits, annual cost of living adjustments, and death benefits to plan members and beneficiaries. Benefit provisions are established by the Ohio State Legislature and are codified in Chapter 742 of the Ohio Revised Code. The OP&F issues a publicly available financial report that includes financial information and required supplementary information for the plan. That report may be obtained by writing to OP&F, 140 East Town Street, Columbus, Ohio 43215-5164.

Plan members are required to contribute 10.0% of their annual covered salary, while employers are required to contribute 19.5% and 24.0%, respectively, for police officers and firefighters. The City's total contributions to OP&F for pension benefits (excluding the amount relating to postretirement benefits) for the years ended December 31, 2011, 2010, and 2009 were \$1,564,165, \$1,456,702, and \$1,505,358 respectively, which equaled 100% of the required contribution for each year.

(D) CONTRIBUTIONS TO THE PLANS

Contributions to the plans by State statute for the year ended December 31, 2011 are summarized as follows:

Plan/Contributor	Statutorily Determined	
	Contribution Rate (%)	Contribution \$'s
OP&F:		
Fire Personnel		
By City	24.00%	\$ 1,186,225
By Employees	10.00%	494,262
	<u>34.00%</u>	<u>1,680,487</u>
Police Personnel		
By City	19.50%	1,088,277
By Employees	10.00%	558,092
	<u>29.50%</u>	<u>1,646,369</u>
Less - Health Care Portion	(6.75%)	<u>(710,337)</u>
Total OP&F Contributions		<u>2,616,519</u>
OPERS:		
By City	14.00%	2,321,747
By Employees	10.00%	1,658,396
	<u>24.00%</u>	<u>3,980,143</u>
Less - Health Care Portion	(4.00%)	<u>(663,356)</u>
Total OPERS Contributions		<u>3,316,787</u>
TOTAL PENSION PLAN CONTRIBUTIONS		<u>\$ 5,933,306</u>

NOTE 11 – OTHER POSTEMPLOYMENT BENEFITS

OPERS:

In addition to the pension benefits described in Note 10, OPERS provides postretirement health care coverage to age and service retirees with ten or more years of qualifying Ohio service credits. Health care coverage for disability recipients and primary survivor recipients is also available. The health care coverage provided by the retirement system is considered an other postemployment benefit (OPEB) as described in GASB Statement No. 45, *Accounting and Financial Reporting by Employers for Post-employment Benefits other than Pensions*.

Plan Description. Ohio Public Employees Retirement System (OPERS) administers three separate pension plans: The Traditional Pension Plan – a cost-sharing, multiple-employer defined benefit pension plan, the Member-Directed Plan – a defined contribution plan, and the Combined Plan – a cost sharing, multiple-employer defined benefit pension plan that has elements of both a defined benefit and defined contribution plan.

OPERS maintains a cost-sharing multiple-employer defined benefit post-employment healthcare plan, which includes a medical plan, prescription drug program and Medicare Part B premium reimbursement, to qualifying members of both the Traditional Pension and the Combined Plans. Members of the Member-Directed Plan do not qualify for ancillary benefits, including post-employment health care-coverage.

In order to qualify for post-employment health care coverage, age-and-service retirees under the Traditional Pension and Combined Plans must have 10 or more years of qualifying Ohio service credit. Health care coverage for disability benefit recipients and qualified survivor benefit recipients is available. The health care coverage provided by OPERS meets the definition of an Other Post Employment Benefit (OPEB) as described in GASB Statement 45.

The Ohio Revised Code permits, but does not mandate, OPERS to provide OPEB benefits to its eligible members and beneficiaries. Authority to establish and amend benefits is provided in Chapter 145 of the Ohio Revised Code.

OPERS issues a stand-alone financial report. Interested parties may obtain a copy by visiting <https://www.opers.org/investments/cafr.shtml>, writing to OPERS, 277 East Town Street, Columbus OH 43215-4642, or by calling 614-222-5601 or 800-222-7377.

Funding Policy. The Ohio Revised Code provides the statutory authority requiring public employers to fund retirement health care through their contributions to OPERS. A portion of each employer's contribution to OPERS is set aside for the funding of post retirement health care benefits.

Employer contribution rates are expressed as a percentage of the covered payroll of active members. In 2011, state and local employers contributed at a rate of 14.00% of covered payroll, and public safety and law enforcement employers contributed at 18.10%. These are the maximum employer contribution rates permitted by the Ohio Revised Code. Active members do not make contributions to the OPEB Plan. OPERS' Post Employment Health Care plan was established under, and is administered in accordance with, Internal Revenue Code 401(h). Each year, the OPERS Board of Trustees determines the portion of the employer contribution rate that will be set aside for funding of post employment health care benefits. The portion of employer contributions allocated to health care for members in the traditional plan was 4.0% during calendar year 2011. The portion of employer contributions allocated to health care for members in the combined plan was 6.05% during calendar year 2011. The portion of employer contributions allocated to health care for the calendar year beginning January 1, 2012 remained the same, but they are subject to change based on Board action. Employers will be notified if the portion allocated to health care changes during calendar year 2012. The OPERS Board of Trustees is also authorized to establish rules for the retiree, or their surviving beneficiaries, to pay a portion of the health care benefits provided. Payment amounts vary depending on the number of covered dependents and the coverage selected.

The City's actual contributions to OPERS for the years ending December 31, 2011, 2010, and 2009 were \$2,321,747, \$2,366,301, and \$2,491,840, respectively, of which \$663,356, \$858,961, and \$1,205,763 was used to fund postemployment benefits. The City's contributions equaled 100% of the statutorily required contributions for each plan year.

OPERS Retirement Board Implements its Health Care Preservation Plan. The Health Care Preservation Plan (HCPP) adopted by the OPERS Board of Trustees September 9, 2004, was effective January 1, 2007. Member and employer contribution rates for state and local employers increased January 1 of each year from 2006 to 2008. Rates for law and public safety employers increased over a six year period beginning January 1, 2006, with a final rate increase January 1, 2011. These rate increases allowed additional funds to be allocated to the health care plan.

OP&F:

Plan Description. The City of Elyria contributes to the Ohio Police and Fire Pension Fund (OP&F) sponsored health care program, a cost-sharing multiple-employer defined postemployment health care plan administered by OP&F. OP&F provides healthcare benefits including coverage for medical, prescription drugs, dental, vision, Medicare Part B Premium and long term care to retirees, qualifying benefit recipients and their eligible dependents.

OP&F provides access to post-retirement health care coverage for any person who receives or is eligible to receive a monthly service, disability, or survivor benefit check or is a spouse or eligible dependent child of such person. The health-care coverage provided by OP&F meets the definition of an Other Post Employment Benefit (OPEB) as described in GASB Statement 45.

The Ohio Revised Code allows, but does not mandate OP&F to provide OPEB benefits. Authority for the OP&F Board of Trustees to provide health care coverage to eligible participants and to establish and amend benefits is codified in Chapter 742 of the Ohio Revised Code.

OP&F issues a publicly available financial report that includes financial information and required supplementary information for the Plan. That report may be obtained by writing to OP&F, 140 East Town Street, Columbus OH 43215-5164.

Funding Policy. The Ohio Revised Code provides for contribution requirements of the participating employers and of plan members to the OP&F (defined benefit pension plan). Participating employers are required to contribute to the pension plan at rates expressed as percentages of the payroll of active pension plan members, currently, 19.50% and 24.00% of covered payroll for police and fire employers, respectively. The Ohio Revised Code states that the employer contribution may not exceed 19.50% of covered payroll for police employer units and 24.00% of covered payroll for fire employer units. Active members do not make contributions to the OPEB Plan.

OP&F maintains funds for health care in two separate accounts. One for health care benefits under an IRS Code Section 115 trust and one for Medicare Part B reimbursements administrated as an Internal Revenue Code 401(h) account, both of which are within the defined benefit pension plan, under the authority granted by the Ohio Revised Code to the OP&F Board of Trustees.

The Board of Trustees is authorized to allocate a portion of the total employer contributions made into the pension plan to the Section 115 trust and the Section 401(h) account as the employer contribution for retiree health care benefits. For the year ended December 31, 2011, the employer contribution allocated to the health care plan was 6.75% of covered payroll. The amount of employer contributions allocated to the health care plan each year is subject to the

Trustees' primary responsibility to ensure that pension benefits are adequately funded and is limited by the provisions of Sections 115 and 401(h).

The OP&F Board of Trustees also is authorized to establish requirements for contributions to the health care plan by retirees and their eligible dependents, or their surviving beneficiaries. Payment amounts vary depending on the number of covered dependents and the coverage selected.

The City of Elyria's contributions to OP&F for the years ending December 31, 2011, 2010, and 2009 were \$2,274,502, \$2,122,503, and \$2,193,693, respectively, of which \$710,337, \$665,801, and \$688,335, respectively, was allocated to the healthcare plan. The City's contributions equaled 100% of the statutorily required contributions for each plan year.

NOTE 12 – DEFERRED COMPENSATION PROGRAMS

The City's employees and elected officials participate in three deferred compensation plans created in accordance with Internal Revenue Code Section 457. Participation is on a voluntary payroll deduction basis. The plans permit deferral of compensation until future years. The deposits under the plans are forwarded to trustees. Under the terms of the plans, the deferred compensation is not available to employees until termination, retirement, death, or unforeseeable emergency.

All amounts of compensation deferred under the plans, all property and rights purchased with those amounts, and all income attributable to those amounts, property, or rights are solely the property and rights of the plans' participants and their beneficiaries. The plan agreements state that the City has no fiduciary responsibility under the plans with the exception of fraud or wrongful taking.

The amount on deposit in the plans is not reflected in the government-wide statement of net assets as of December 31, 2011 because it is held in trust for the exclusive benefit of plan participants and their beneficiaries.

NOTE 13 – DEBT, NOTES, AND OTHER LONG-TERM OBLIGATIONS

The original issue date, maturity date, interest rate, and original issuance amount for each of the City's bonds, notes, and other long-term obligations outstanding as of December 31, 2011 is listed below:

GOVERNMENTAL ACTIVITIES	Original Issue Date	Maturity Date	Interest Rate	Original Issue Amount
Special Assessment Debt				
Ford Road Improvement Bonds	1992	2013	6.350%	\$ 850,000
Griswold Road Improvement Bonds	1995	2015	5.875	475,000
Chesnut Commons Improvement Bonds	2008	2023	4.430	3,466,777
General Obligation Debt				
Fire Station Construction Bonds	1999	2012	3.150	1,720,000
Police and Fire Pension Liability Bonds	1999	2023	3.150	1,285,000
Murray Ridge Rd./Garford Ave. State Issue II Loan	2001	2012	0.000	138,234
City Hall Construction Bonds	2001	2026	4.750	8,200,000
David Drive/Gulf Road State Issue II Loan	2002	2013	0.000	114,118
Various Purpose Improvement Bonds	2005	2022	4.410	9,500,526
Industrial Parkway Bonds	2005	2024	4.410	6,831,910
West Ave./Lake Ave. State Issue II Loan	2006	2016	0.000	12,726
Third St. Storm Sewer State Issue II Loan	2006	2026	0.000	172,785
Municipal Court Construction Bonds	2007	2032	4.000	9,544,445
Gulf Road State Issue II Loan	2007	2018	0.000	126,944
Bellfield Avenue State Issue II Loan	2008	2019	0.000	113,273
Murray Ridge Rd. State Issue II Loan	2009	2019	0.000	9,552
State Rt. 57 State Infrastructure Bank Loan	2009	2018	3.000	3,252,000
Fire Truck Notes	2011	2012	1.125	1,100,000
Energy Conservation Notes	2011	2012	1.125	3,500,000
49th Street Improvement Notes	2011	2012	1.125	150,000
Police and Fire Pension Liability Bonds - 1999 Refunded	2011	2023	2.000	810,000
Fire Station Construction Bonds - 1999 Refunded	2011	2012	2.000	190,000
City Hall Construction Bonds - 1999 Refunded	2011	2026	2.000	5,980,000
Abbe Rd. South State Issue II Loan	2011	2026	0.000	734,000
BUSINESS-TYPE ACTIVITIES				
	Original Issue Date	Maturity Date	Interest Rate	Original Issue Amount
General Obligation Debt				
Wastewater Plant Improvement OWDA Loan	1986	2014	8.480%	\$ 17,125,478
Water System Improvement Bonds	1999	2019	4.228	1,440,000
Waterworks System Improvement Bonds	2005	2030	4.410	6,459,109
Water Pumping Improvement Bonds	2006	2026	4.175	1,637,987
Wastewater Pollution Control Improvement Bonds	2006	2026	4.175	3,685,188
Water System Improvement OWDA Loan	2009	2039	4.180	2,550,000
Wastewater System Improvement OWDA Loan	2009	2039	4.180	3,000,000
Wastewater System Improvement OWDA Loan	2009	2040	3.200	1,877,158
Wastewater System Improvement OWDA Loan	2010	2040	3.200	1,526,498
Water System Improvement OWDA Loan	2010	2040	2.870	2,412,478
Wastewater System Improvement OWDA Loan	2010	2040	2.870	1,431,432
Sanitation Truck Notes	2011	2012	1.125	3,100,000
Water System Improvement Bonds - 1999 Refunded	2011	2019	2.000	730,000
Water System Improvement OWDA Loan	2011	2041	2.870	3,763,673
Wastewater System Improvement OWDA Loan	2011	2041	2.870	1,610,203

A listing of changes in the bonds, notes and other long-term obligations of the City for the year ended December 31, 2011 are as follows:

GOVERNMENTAL ACTIVITIES

	Balance January 1, 2011	Additions	(Reductions)	Balance December 31, 2011
<u>Special Assessment Debt:</u>				
6.35% 1992 Ford Road Improvement Bonds Due 2013	\$ 200,000	\$	\$ (65,000)	\$ 135,000
5.875% 1995 Griswold Road Improvement Bonds Due 2015	195,000		(35,000)	160,000
4.43% 2008 Chestnut Commons Improvement Bonds Due 2023	3,096,873		(192,452)	2,904,421
Total Special Assessment Debt	3,491,873		(292,452)	3,199,421
<u>General Obligation Bonds and Construction Loans:</u>				
3.15% - 4.45% 1999 Fire Station Construction Bonds Due 2012	375,000		(375,000)	
3.15% - 5.00% 1999 Police and Fire Pension Liability Bonds Due 2023	850,000		(850,000)	
4.75% 2001 City Hall Construction Bonds Due 2026	6,150,000		(6,150,000)	
4.41% 2005 Various Purpose Bonds Due 2022	6,830,056		(478,560)	6,351,496
4.41% 2005 Industrial Parkway Bonds Due 2024	1,392,195		(76,943)	1,315,252
4.00% 2007 Municipal Court Construction Bonds Due 2032	8,984,111		(251,778)	8,732,333
2.00% 2011 Fire Station Construction Bonds Due 2012		190,000		190,000
2.00% - 3.50% 2012 Police and Fire Pension Liability Bonds Due 2023		810,000		810,000
2.00% - 3.50% 2012 City Hall Construction Bonds Due 2026		5,980,000		5,980,000
Total General Obligation Bonds	24,581,362	6,980,000	(8,182,281)	23,379,081
0.00% 2001 State Issue II Loan Murray Ridge Rd. / Garford Ave. Due 2012	20,742		(13,826)	6,916
0.00% 2002 State Issue II Loan David Drive / Gulf Road Due 2013	28,528		(11,412)	17,116
0.00% 2006 State Issue II Loan West Ave. / Lake Ave. Due 2016	6,998		(1,273)	5,725
0.00% 2006 State Issue II Loan Third Street Storm Sewer Due 2026	138,229		(8,639)	129,590
0.00% 2007 State Issue II Loan Gulf Road Due 2018	95,209		(12,694)	82,515
0.00% 2008 State Issue II Loan Bellfield Ave. Due 2019	96,282		(11,327)	84,955
0.00% 2009 State Issue II Loan Murray Ridge Rd. Due 2019	8,597		(955)	7,642
3.00% 2009 State Rt. 57 State Infrastructure Bank Loan Due 2018	3,252,000		(527,898)	2,724,102
0.00% 2011 State Issue II Loan Abbe Rd. South Due 2026		734,000		734,000
Total Construction Loans	3,646,585	734,000	(588,024)	3,792,561
Total General Obligation Bonds And Construction Loans	\$ 28,227,947	\$ 7,714,000	\$ (8,770,305)	\$ 27,171,642

(Continued on subsequent page)

GOVERNMENTAL ACTIVITIES (continued)

General Obligation Bond Anticipation Notes

	Balance			Balance
<u>Capital Projects Notes Payable</u>	<u>January 1, 2011</u>	<u>Additions</u>	<u>(Reductions)</u>	<u>December 31, 2011</u>
1.125% Fire Truck Notes				
Due June 2011	\$ 1,300,000	\$	\$ (1,300,000)	\$
1.125% Energy Conservation Notes				
Due June 2011	3,600,000		(3,600,000)	
1.125% 49th Street Improvement Notes				
Due June 2011	230,000		(230,000)	
1.125% Fire Truck Notes				
Due June 2012		1,100,000		1,100,000
1.125% Energy Conservation Notes				
Due June 2012		3,500,000		3,500,000
1.125% 49th Street Improvement Notes				
Due June 2012		150,000		150,000
	<u>5,130,000</u>	<u>4,750,000</u>	<u>(5,130,000)</u>	<u>4,750,000</u>
Total Capital Projects Notes Payable				
	<u>5,130,000</u>	<u>4,750,000</u>	<u>(5,130,000)</u>	<u>4,750,000</u>
<u>Other Obligations</u>				
Compensated absences - non-current portion	<u>4,952,640</u>		<u>(496,552)</u>	<u>4,456,088</u>
	<u>4,952,640</u>		<u>(496,552)</u>	<u>4,456,088</u>
Total Other Obligations				
	<u>4,952,640</u>		<u>(496,552)</u>	<u>4,456,088</u>
TOTAL GOVERNMENTAL ACTIVITIES DEBT AND OTHER LONG-TERM OBLIGATIONS	<u>\$ 41,802,460</u>	<u>\$ 12,464,000</u>	<u>\$ (14,689,309)</u>	<u>\$ 39,577,151</u>

(Continued on subsequent page)

BUSINESS-TYPE ACTIVITIES				
General Obligation Bonds	Balance			Balance
And Construction Loans:	<u>January 1, 2011</u>	<u>Additions</u>	<u>(Reductions)</u>	<u>December 31, 2011</u>
8.48% 1986 OWDA Loan				
Wastewater Plant Improvement Due 2014	\$ 4,871,549	\$	\$(1,257,469)	\$ 3,614,080
4.2275% 1999 Water System Improvement Bonds Due 2019	795,000		(795,000)	
4.41% 2005 Waterworks System Improvement Bonds Due 2030	5,558,289		(184,164)	5,374,125
4.175% 2006 Water Pumping Improvement Bonds Due 2026	1,405,391		(65,649)	1,339,742
4.175% 2006 Wastewater Pollution Control Improvement Bonds Due 2026	3,159,152		(146,509)	3,012,643
4.180% 2009 OWDA Loan Water System Improvement Due 2039	2,506,206		(45,644)	2,460,562
4.180% 2009 OWDA Loan Wastewater Pollution Control Plant Improvement Due 2039	2,948,478		(53,699)	2,894,779
4.180% 2009 OWDA Loan Wastewater Pollution Control Plant Improvement Due 2040	3,369,483		(69,994)	3,299,489
2.87% 2010 OWDA Loan Water System Improvement Due 2040	2,412,478	3,763,673		6,176,151
2.87% 2010 OWDA Loan Wastewater System Improvement Due 2040	1,431,432	1,610,203		3,041,635
2.00%-3.00% 2011 Water System Improvement Bonds Due 2019		730,000		730,000
Total General Obligation Bonds And Construction Loans	28,457,458	6,103,876	(2,618,128)	31,943,206
Notes Payable				
1.25% 2010 Sanitation Truck Notes Due 2011	3,400,000		(3,400,000)	
1.125% 2011 Sanitation Truck Notes Due 2012		3,100,000		3,100,000
Total Notes Payable	3,400,000	3,100,000	(3,400,000)	3,100,000
Other Obligations				
Compensated absences-non-current portion	1,306,333	197,834	(264,393)	1,239,774
Capital lease	457,284		(79,136)	378,148
Total Other Obligations	1,763,617	197,834	(343,529)	1,617,922
TOTAL BUSINESS-TYPE ACTIVITIES DEBT AND OTHER LONG-TERM OBLIGATIONS	\$ 33,621,075	\$ 9,401,710	\$(6,361,657)	\$ 36,661,128

All notes have been issued in anticipation of long-term financing. Ohio Law permits the issuance and renewal of bond anticipation notes such that the notes may remain outstanding for twenty years consecutively before such notes must be retired either from available funds of the City or from the proceeds of bonds issued to redeem the anticipation notes. If such notes and renewals of such notes remain outstanding for a period in excess of five years, any such period in excess of five years must be deducted from the permitted maximum maturity of bonds anticipated. Furthermore, a certain portion of the principal amount of such notes must be retired

in the amounts and at the times that would have been required for payment of principal maturities on the bonds anticipated as if the bonds had been issued at the expiration of the initial five-year period.

During 2011, the City advance refunded the 1999 Fire Station Construction general obligation bonds, the 1999 Police and Fire Pension liability general obligation bonds, the 1999 Water System Improvement general obligation bonds and the 2001 City Hall Construction general obligation bonds with a general obligation refunding. The City issued \$7,710,000 in general obligation refunding bonds to provide resources to purchase United States government securities that were placed in an irrevocable trust for the purpose of generating resources for all future debt service payments of the refunded debt which had an outstanding balance of \$8,170,000 at December 31, 2010. As a result, the refunded bonds are considered to be defeased and the liability has been removed from the statement of net assets. This advance refunding was undertaken to reduce total debt service payments over the next fifteen (15) years by \$1,013,339 and to obtain an economic gain (difference between the present value of the debt service payments of the refunded and refunding bonds) of \$819,866.

FUTURE DEBT SERVICE REQUIREMENTS

A summary of the City's future debt service requirements for its bond, construction loan and capital lease note obligations as of December 31, 2011 follows:

GOVERNMENTAL ACTIVITIES

Due In	Special Assessment Debt		Other Bonds, Notes and Construction Loans	
	Principal	Interest	Principal	Interest
2012	\$ 292,452	\$ 140,243	\$ 6,652,865	\$ 1,064,452
2013	312,452	128,100	1,767,431	936,141
2014	247,452	114,685	1,796,459	881,941
2015	262,452	105,315	1,863,409	827,719
2016	222,452	95,090	1,893,064	762,558
Thereafter	1,862,161	376,690	17,948,414	4,666,020
TOTALS	\$ 3,199,421	\$ 960,123	\$ 31,921,642	\$ 9,138,831

BUSINESS-TYPE ACTIVITIES

Due In	OWDA Loans		Other Bonds, Notes and Capital Leases	
	Principal	Interest	Principal	Interest
2012	\$ 1,823,729	\$ 959,399	\$ 3,748,205	\$ 478,613
2013	1,954,313	849,003	557,955	422,632
2014	1,260,141	1,212,789	572,955	407,906
2015	505,860	660,180	669,322	389,706
2016	522,313	643,729	566,322	367,956
Thereafter	15,420,340	8,647,602	7,819,899	2,484,025
TOTALS	\$ 21,486,696	\$ 12,972,702	\$ 13,934,658	\$ 4,550,838

All bonds and notes are backed by the full faith and credit of the City. While special assessments have been levied to pay the debt service of the special assessment bonds, the bonds are also backed by the full faith and credit of the City. No reserve or sinking fund has been established to cover defaults by property owners. Although the bonds and notes of the enterprise funds are general obligations of the City, the City's policy is to have the debt serviced by the revenues of the respective enterprise funds. The Ohio Water Development Authority construction loans are secured by the revenues of the City's wastewater treatment operations. The loans require, among other things, that the City charge sufficient rates and fees for wastewater treatment services to enable the revenues to service the loan principal and interest payments and provide resources for the payment of the necessary operating and maintenance expenses of the facility. The City was not required to pledge the general resources or general credit of the City to secure the repayment of the loans. The capital lease of the enterprise funds represents the lease purchase of a sewer vacuum truck. The present value of the minimum lease payments as of December 31, 2011 was \$378,148 and the total minimum lease payments were \$518,072.

Under the Uniform Bond Act of the Ohio Revised Code, at December 31, 2011, the City had the capacity to issue approximately \$ 7,523,201 of additional, unvoted general obligation debt.

Long-term liability activity excluding activity pertaining to short-term Capital Projects bond anticipation notes payable for the year ended December 31, 2011, was as follows:

	Balance January 1, 2011	Additions	Reductions	Balance December 31, 2011	Amount Due in One Year
Governmental Activities:					
Bonds Payable					
General Obligation Bonds	\$ 24,581,362	\$ 6,980,000	\$ (8,182,281)	\$ 23,379,081	\$ 1,428,221
Special Assessment Bonds with Government Commitment	3,491,873		(292,452)	3,199,421	292,452
Total Bonds Payable	<u>28,073,235</u>	<u>6,980,000</u>	<u>(8,474,733)</u>	<u>26,578,502</u>	<u>1,720,673</u>
State Issue II					
Construction Loans	394,585	734,000	(60,126)	1,068,459	102,144
State Infrastructure Bank Loan	3,252,000		(527,898)	2,724,102	372,500
Compensated Absences	<u>4,952,640</u>		<u>(496,552)</u>	<u>4,456,088</u>	<u>107,658</u>
Total Governmental Activities					
Long-Term Liabilities	<u>\$ 36,672,460</u>	<u>\$ 7,714,000</u>	<u>\$ (9,559,309)</u>	<u>\$ 34,827,151</u>	<u>\$ 2,302,975</u>
Business-Type Activities					
General Obligation Bonds	\$ 10,917,832	\$ 730,000	\$ (1,191,322)	\$ 10,456,510	\$ 486,322
OWDA Loans	17,539,626	5,373,876	(1,426,806)	21,486,696	1,823,729
Capital Lease	457,284		(79,136)	378,148	161,883
Compensated Absences	<u>1,306,333</u>	<u>197,834</u>	<u>(264,393)</u>	<u>1,239,774</u>	<u>42,410</u>
Total Business-Type Activities					
Long-Term Liabilities	<u>\$ 30,221,075</u>	<u>\$ 6,301,710</u>	<u>\$ (2,961,657)</u>	<u>\$ 33,561,128</u>	<u>\$ 2,514,344</u>

NOTE 14 – COMMITMENTS

The City has entered into a contract for the repair and reconstruction of West River Road North at a cost of \$3,212,322 and will be funded by a 80% grant from the Northeast Ohio Areawide Coordinating Agency, a 9% grant from the Ohio Public Works Commission and the remaining 11% coming from existing City funds.

The City has entered into a contract for the rehabilitation of the Turner Street Lift Station at a cost of \$1,130,722 and will be funded by a loan from the Ohio Water Development Authority. The loan will be repaid with user fees receipted in the City's Wastewater Pollution Control Fund over the next 30 years.

The City has entered into a contract for rehabilitation of the Overbrook Road and the Pinewood Avenue Lift Stations at a cost of \$865,030 and will be funded by a loan from the Ohio Water Development Authority. The loan will be repaid with user fees receipted in the City's Wastewater Pollution Control Fund over the next 30 years.

NOTE 15 – REHABILITATION LOANS

In the Block Grant and Comprehensive Housing Improvement Program Grant Special Revenue Funds, rehabilitation loans represent non-interest bearing loans made under the City's federal community development block grant to qualifying citizens for the rehabilitation of residential property within the City. In the Wastewater Pollution Control Enterprise Fund, rehabilitation loans represent non-interest bearing loans made under the City's sewer lateral program for the rehabilitation of sanitary sewer laterals within the City. The loans are secured by mortgages against the individual residences and are not due until the earlier of the following:

- 1.) The sale of the home.
- 2.) The death of the owner of the home.

NOTE 16 – NEW ACCOUNTING STANDARDS

During 2011, the City implemented Statement No. 54, *Fund Balance Reporting and Governmental Fund Type Definitions*. This Statement establishes fund balance classifications based primarily on the extent to which a government is bound by constraints on the use of resources reported in the governmental funds.

In December 2009, the GASB issued Statement No. 57, *OPEB Measurements by Agent Employers and Agent Multiple-Employer Plans*. The requirements of this Statement are effective for financial statements for periods beginning after June 15, 2011. The City has not determined the impact, if any, that this Statement will have on its financial statements or disclosures.

During 2011, the City implemented Statement No. 59, *Financial Instruments Omnibus*. The implementation of this Statement did not have any impact on the City's financial statements or disclosures.

In November 2010, the GASB issued Statement No. 60, *Accounting and Financial Reporting for Service Concession Arrangements*. The requirements of this Statement are effective for financial statements for periods beginning after December 15, 2011. The City has not determined the impact, if any, that this Statement will have on its financial statements or disclosures.

In December 2010, the GASB issued Statement No. 61, *The Financial Reporting Entity: Omnibus*. The requirements of this Statement are effective for financial statements for periods beginning after June 15, 2012. The City has not determined the impact, if any, that this Statement will have on its financial statements or disclosures.

In December 2010, the GASB issued Statement No. 62, *Codification of Accounting and Financial Reporting Guidance Contained in Pre-November 30, 1989 FASB and AICPA Pronouncements*. The requirements of this Statement are effective for financial statements for periods beginning after December 15, 2011. The City has not determined the impact, if any, that this Statement will have on its financial statements or disclosures.

In June 2011, the GASB issued Statement No. 63, *Financial Reporting of Deferred Outflows of Resources, Deferred Inflows of Resources and Net Position*. The requirements of this Statement are effective for financial statements for periods beginning after December 15, 2011. The City has not determined the impact, if any, that this Statement will have on its financial statements or disclosures.

In June 2011, the GASB issued Statement No. 64, *Derivative Instruments: Application of Hedge Accounting Termination Provisions – an amendment of GASB Statement No. 53*. The requirements of this Statement are effective for financial statements for periods beginning after June 15, 2011. The City has not determined the impact, if any, that this Statement will have on its financial statements or disclosures.

NOTE 17 – TRANSFERS

Transfer-in

<u>General Fund</u>	<u>Energy Conservation Fund</u>	<u>Other Governmental Funds</u>
\$200,000	\$100,000	\$1,226,755

Transfer-out

<u>General Fund</u>	<u>Other Governmental Funds</u>	<u>General Bond Retirement Fund</u>
\$1,211,755	\$15,000	\$300,000

Interfund transfers included \$450,000 from the General Fund to the Street Construction Maintenance and Repair Fund to meet operating needs and to purchase new trucks, \$300,000 from the General Fund to the State Highway Fund for purchase of road salt, \$461,564 from the General Fund to the Municipal Motor Vehicle Tax Fund for the road resurfacing program, \$191 from the General Fund to the Clean Ohio Revitalization Fund to cover expenditures not covered by the grant, \$15,000 from the Muni Court Special Collections to the Muni Court Security Fund to meet operating needs as ordered by the Elyria Municipal Court judges, \$200,000 from the General Bond Retirement Fund to the General Fund and \$100,000 from the General Bond

Retirement Fund to the Energy Conservation Fund for the partial retirement of short-term general obligation bond anticipation notes.

NOTE 18 – JOINT ECONOMIC DEVELOPMENT DISTRICTS

The City of Elyria participates in two Joint Economic Development District’s created in accordance with sections 715.72 through 715.83 of the Ohio Revised Code.

In 2004, the City entered into a contract with Elyria Township to form the Elyria Township – City of Elyria Joint Economic Development District (JEDD). The purpose of the JEDD is to facilitate economic development to create or preserve jobs and employment opportunities and to improve the economic welfare of the people of the State, the Township and the City. The City and the Township shall work together to provide or cause to be provided, water, sewer, storm sewer, street lighting, roads, sidewalks and other local government services to the area. These services are funded by a predetermined percentage of income tax revenue. The Board of Directors consists of five members, the Township appoints two; one representing the Township and one representing the business owners in the JEDD, the City appoints two; one representing the City and one representing persons working within the JEDD, the fifth member shall serve as chairman and shall be elected by the other four members. The Board adopted an annual budget for the JEDD and estimated the revenues and expenses of the operation of the JEDD. They also established the distribution of the income tax revenues. The Board is authorized to take such necessary and appropriate actions, or establish such programs to facilitate economic development in the JEDD area. The JEDD is not accumulating significant financial resources or experiencing fiscal stress which would cause additional financial benefit to or burden on the City. In 2011, the Elyria Township JEDD had net distributions of \$298,245 to the City and \$74,561 to Elyria Township.

In 2006, the City entered into a contract with Eaton Township to form the Eaton Northwestern Professional Business Joint Economic Development District (JEDD). It is entirely located in the Eaton Township, and its primary purpose is to allow property owners in the JEDD to connect into the City of Elyria’s sanitary sewer system and direct flow of sanitary sewage to sanitary sewer facilities of the City. The City is responsible for the collection, enforcement and administration of the income tax. In 2011, the Eaton Township JEDD had net distributions of \$7,334 to the City and \$1,833 to Eaton Township.

NOTE 19 – FUND BALANCES

Fund balance is classified as nonspendable, restricted, committed, assigned and/or unassigned based primarily on the extent to which the City is bound to observe constraints imposed upon the use of the resources in the government funds. The constraints placed on fund balance for the major governmental funds and all other governmental funds are presented below:

Fund Balances	General Fund	Energy Conservation Fund	General Bond Retirement Fund	Other Governmental Funds	Total
Nonspendable					
Cemetery Endowment	\$	\$	\$	\$ 477,122	\$ 477,122
<i>Total Nonspendable</i>				477,122	477,122
Restricted for					
Road Improvements				763,553	763,553
Police Operations				440,750	440,750
Fire Pension				62,084	62,084
Police Pension				79,447	79,447
Health Programs				273,105	273,105
Recreational Programs				275,169	275,169
Community Programs				4,723,849	4,723,849
Environmental Programs				318,954	318,954
Issue II Projects				3,599,560	3,599,560
Debt Service			270,897	13,318	284,215
<i>Total Restricted</i>			270,897	10,549,789	10,820,686
Committed to					
Road Improvements				393,932	393,932
Police Operations				867,209	867,209
Health Programs				13,728	13,728
Recreational Programs				34,376	34,376
Environmental Programs		50,000			50,000
Municipal Court Operations				1,200,299	1,200,299
Debt Service				526,819	526,819
<i>Total Committed</i>		50,000		3,036,363	3,086,363
Assigned to					
Other Purposes	569,402				569,402
<i>Total Assigned</i>	569,402				569,402
Unassigned (deficits):	3,326,649	(3,487,585)		(4,656,427)	(4,817,363)
<i>Total Fund Balances</i>	<u>\$ 3,896,051</u>	<u>\$ (3,437,585)</u>	<u>\$ 270,897</u>	<u>\$ 9,406,847</u>	<u>\$ 10,136,210</u>

NOTE 20 – SUBSEQUENT EVENT

On June 6, 2012, the City issued \$7,100,000 of one-year general obligation bond anticipation notes. Of those notes, \$900,000 along with the \$200,000 of existing monies in the City's General Bond Retirement Fund was used to retire the previously issued Fire Truck Notes, \$100,000 along with the \$50,000 of existing monies in the 49th Street Special Assessment Fund and the General Bond Retirement Fund was used to retire the previously issued 49th Street Improvement Notes, \$2,800,000 along with \$300,000 of existing monies in the City's Sanitation Fund was used to retire the previously issued Refuse Packer Truck Notes and the remaining \$3,300,000 along with \$200,000 of existing monies in the City's General Bond Retirement Fund was used to retire the previously issued Energy Conservation Notes. These new notes issued on June 6, 2012 will mature on June 6, 2013 and bear interest at the rate of 1.00% per year, payable at maturity.

Nonmajor Governmental Funds

SPECIAL REVENUE FUNDS

Special Revenue Funds are established to account for the proceeds of specific revenue sources (other than amounts relating to expendable trust or restricted for major capital projects or debt service) that are restricted to expenditure for specified purposes.

* * * * *

Street Construction, Maintenance and Repair

Required by State law to account for the portion of gasoline taxes and motor vehicle license fees that are designated for maintenance of streets within the City.

State Highway

Required by State law to account for the portion of gasoline taxes and motor vehicle license fees that are designated for maintenance of State highways within the City.

Fire Pension

To accumulate property taxes levied for the payment of amounts due for fire fighters to the state administered disability and pension fund.

Police Pension

To accumulate property taxes levied for the payment of amounts due for police to the state administered disability and pension fund.

Health Grant

Required by State law to account for grant monies designated for use by the Health Department of the City.

Municipal Motor Vehicle Tax

Required by State law to account for local license fees designated for the maintenance of streets within the City.

Block Grant

To account for monies received from the Federal government designated for community development within the City.

Comprehensive Housing Improvement Program ("C.H.I.P.") Grant

To account for monies received from the Federal government designated for home rehabilitation within the City.

Chestnut Commons Tax Increment Financing

To account for tax increment financing payments received in lieu of property taxes from property owners in the Chestnut Commons commercial development designated for debt service on the debt associated with the improvements to this development.

USEPA Brownfield Grant

To account for monies received from the United States Environmental Protection Agency designated for assessment of possible brownfield sites within the City.

SPECIAL REVENUE FUNDS (continued)

Muni Court Technology

To account for revenue received from fees on court cases that are restricted for the computerization of the Clerk of Municipal Courts office.

Muni Court Security

To account for revenue received from fees on court cases that are restricted for court security.

Muni Court Construction/Improvement

To account for revenue received from fees on court cases that are restricted for the construction of the Municipal Court building.

Special Parking Fines

Permitted by State law to account for the collection of fines imposed for disabled parking violations that are restricted for use in support of persons with disabilities.

Legal Research and Court Computerization

To account for revenue received from fees on court cases that are restricted for legal research for, and computerization of, the offices of the Municipal Judges and Municipal Court.

Special Court Maintenance

To account for revenue received from fees on court cases that are restricted for use on maintenance of the Municipal Court building.

Muni Court Special Collections

To account for revenue received from fees on court cases that are restricted for use in collecting delinquent fines.

Food Service Operations

Required by State law to account for the portion of license fees that is designated for inspection of food establishments within the City.

Dental Health Grant

Required to account for grant monies designated for use by the Health Department of the City for dental health care.

Household Sewage Disposal Permit Fee

To account for the revenues and expenditures of administering and enforcing the standards prescribed for the siting, design, installation, operation, monitoring, maintenance and abandonment of household sewage treatment systems not connected to a sanitary sewerage system.

Manufactured Home/Park Placement Fee

To account for revenue received from annual license fees collected for operating a manufactured home or recreational vehicle park.

SPECIAL REVENUE FUNDS (continued)

Special Traffic Magistrate

To account for revenue received from fees on court cases that are restricted for employing a traffic magistrate.

Swimming Pool Inspection

Required by State law to account for the revenues and expenditures of administering inspections of public swimming pools.

Law Enforcement

Required by State law to account for the collection of proceeds from the sale of contraband.

Mandatory Drug Fine

Required by State law to account for the collection of fines imposed on certain drug offenses and disbursed to local governmental units.

Indigent Drivers Alcohol Treatment

Required by State law to account for the collection of fines imposed on certain alcohol offenses and disbursed to rehabilitation centers.

Alcohol Enforcement and Education

Required by State law to account for the collection of fines imposed with respect to certain alcohol offenses.

Police Levy

To account for revenue received as a result of a .25% permanent income tax approved by the citizens of the City of Elyria that is restricted for law enforcement purposes.

Wagner Trust

To accumulate donations to provide for park and recreation expenditures.

Ely Park Trust

To accumulate donations to provide for Ely Park expenditures.

Findley Trust

To accumulate donations to provide for park and recreation expenditures.

Cemetery Maintenance and Improvement

To accumulate monies from cemetery lot sales to provide for the repair, maintenance and improvement of City cemeteries.

Brownfield Petroleum Assessment Grant

To account for monies received from the United States Environmental Protection Agency designated for assessment of possible petroleum brownfield sites within the City.

Brownfield Hazardous Assessment Grant

To account for monies received from the United States Environmental Protection Agency designated for assessment of possible hazardous brownfield sites within the City.

SPECIAL REVENUE FUNDS (continued)

Neighborhood Stabilization Program Grant

To account for monies received from the Federal Government designated for the stabilization of the City's neighborhoods.

Neighborhood Stabilization Program 3 Grant

To account for monies received from the Federal Government designated for the stabilization of the City's neighborhoods.

Coastal Management Grant

To account for monies received from the U.S. Department of Commerce designated for the Elyria Greenway and Trail Master Plan. The plan will designate primary and secondary trail routes, identify greenway and open space opportunities and will provide best management policy guidelines for development.

Energy Efficiency Block Grant

To account for monies received from the Federal Government designated for upgrades and repairs to City owned properties to provide for better energy efficiency.

Special Probation

To account for revenue received from fees on court cases that are restricted for use on court probation.

Clean Ohio Revitalization

To account for monies received from the State of Ohio to remediate abandoned properties.

Industrial Site Improvement

To account for monies received from the State of Ohio to remediate abandoned industrial properties.

COPS Grant

To account for monies received from the Federal Government restricted for use on police protection.

SAFER Grant

To account for monies received from the Federal Government restricted for use on fire protection.

DEBT SERVICE FUND

Debt Service Funds are established to account for the accumulation of resources for, and the repayment of, general long-term debt principal and interest.

* * * * *

Special Assessment Bond Retirement

To account for the accumulation of resources for, and the repayment of, special assessment long-term debt principal and interest.

CAPITAL PROJECTS FUNDS

Capital Projects Funds are established to account for financial resources to be used for the acquisition or construction of capital facilities or equipment (other than those financed by proprietary funds and trust funds).

* * * * *

State Route 57 Rehabilitation

To account for monies restricted for improvements to State Route 57.

Parks Improvement

To account for monies restricted for improvements to be made to City parks.

Cascade / Elywood

To account for monies restricted for improvements to be made to Cascade / Elywood Parks.

State Issue II Capital Projects

To account for monies restricted for various improvement projects approved by the Ohio Public Works Commission of the State of Ohio.

Bridge Projects

To account for monies restricted for improvements to be made to the Ford Rd. bridge.

Two Falls Trail Improvement

To account for monies restricted for improvements to be made to Two Falls Trail.

49th Street Special Assessment

To account for monies assessed to property owners for the construction costs for the elimination of the 49th Street overpass.

West River Road Improvement

To account for monies restricted for improvements to be made to West River Road.

ARRA East River Street

To account for monies received from the Federal Government through the American Recovery and Reinvestment Act of 2009 for improvements to East River Street.

ARRA Gateway Boulevard

To account for monies received from the Federal Government through the American Recovery and Reinvestment Act of 2009 for improvements to Gateway Boulevard.

PERMANENT FUND

Permanent Funds are used to report resources that are legally restricted to the extent that only earnings, not principal, may be used for purposes that support the reporting government's programs.

* * * * *

Cemetery Trust

To accumulate monies from cemetery lot sales. The original amounts received must be preserved intact. Interest earnings are transferred to the Cemetery Maintenance and Improvement Fund.

**City of Elyria, Ohio
Combining Balance Sheet
Nonmajor Governmental Funds
December 31, 2011**

	Special Revenue						
	Street Construction Maintenance and Repair	State Highway	Fire Pension	Police Pension	Health Grant	Municipal Motor Vehicle Tax	Block Grant
ASSETS							
Equity in pooled cash and cash equivalents	\$ 286,379	\$ 322,251	\$ 61,271	\$ 78,634	\$ 56,103	\$ 426,045	\$
Accounts receivable							
Rehabilitation loans receivable							1,881,389
Accrued interest receivable							
Due from other governments	865,185	70,153	30,389	30,389	117,983	61,710	
Income tax receivable							
Property tax receivable			222,600	222,600			
Other local tax receivable						66,087	
Special assessments receivable							
Tax increment financing payments receivable							
Total assets	<u>\$ 1,151,564</u>	<u>\$ 392,404</u>	<u>\$ 314,260</u>	<u>\$ 331,623</u>	<u>\$ 174,086</u>	<u>\$ 553,842</u>	<u>\$ 1,881,389</u>
LIABILITIES AND FUND BALANCES							
Liabilities:							
Accounts payable	\$ 10,199	\$	\$	\$	\$	\$	\$
Contracts payable		50,668				159,910	54,213
Accrued wages and benefits	99,809				13,428		16,333
Due to other funds							24,692
Deferred revenue	573,259	46,480	252,176	252,176	68,538		
Notes payable							
Total liabilities	<u>683,267</u>	<u>97,148</u>	<u>252,176</u>	<u>252,176</u>	<u>81,966</u>	<u>159,910</u>	<u>95,238</u>
FUND BALANCES							
Nonspendable							
Restricted	468,297	295,256	62,084	79,447	92,120		1,786,151
Committed						393,932	
Assigned							
Unassigned							
Total fund balances (deficit)	<u>468,297</u>	<u>295,256</u>	<u>62,084</u>	<u>79,447</u>	<u>92,120</u>	<u>393,932</u>	<u>1,786,151</u>
Total liabilities and fund balances	<u>\$ 1,151,564</u>	<u>\$ 392,404</u>	<u>\$ 314,260</u>	<u>\$ 331,623</u>	<u>\$ 174,086</u>	<u>\$ 553,842</u>	<u>\$ 1,881,389</u>

(Continued on subsequent page)

**City of Elyria, Ohio
Combining Balance Sheet
Nonmajor Governmental Funds
December 31, 2011**

	Special Revenue						
	Chestnut Commons						
	CHIP Grant	Tax Increment Financing	USEPA Brownfield Grant	Muni Court Technology	Muni Court Security	Muni Court Construction/ Improvement	Special Parking Fines
ASSETS							
Equity in pooled cash and cash equivalents	\$ 33,207	\$ 526,819	\$ 3,021	\$ 196,417	\$ 14,394	\$ 488,769	\$ 17,107
Accounts receivable				10,743	9,453	32,403	310
Rehabilitation loans receivable	2,757,414						
Accrued interest receivable							
Due from other governments							
Income tax receivable							
Property tax receivable							
Other local tax receivable							
Special assessments receivable							
Tax increment financing payments receivable		349,686					
Total assets	<u>\$ 2,790,621</u>	<u>\$ 876,505</u>	<u>\$ 3,021</u>	<u>\$ 207,160</u>	<u>\$ 23,847</u>	<u>\$ 521,172</u>	<u>\$ 17,417</u>
LIABILITIES AND FUND BALANCES							
Liabilities:							
Accounts payable	\$	\$	\$	\$ 902	\$	\$ 1,300	\$
Contracts payable							
Accrued wages and benefits	1,602			3,401	6,945		
Due to other funds							
Deferred revenue		349,686					
Notes payable							
Total liabilities	<u>1,602</u>	<u>349,686</u>		<u>4,303</u>	<u>6,945</u>	<u>1,300</u>	
FUND BALANCES							
Nonspendable							
Restricted	2,789,019		3,021				
Committed		526,819		202,857	16,902	519,872	17,417
Assigned							
Unassigned							
Total fund balances (deficit)	<u>2,789,019</u>	<u>526,819</u>	<u>3,021</u>	<u>202,857</u>	<u>16,902</u>	<u>519,872</u>	<u>17,417</u>
Total liabilities and fund balances	<u>\$ 2,790,621</u>	<u>\$ 876,505</u>	<u>\$ 3,021</u>	<u>\$ 207,160</u>	<u>\$ 23,847</u>	<u>\$ 521,172</u>	<u>\$ 17,417</u>

(Continued on subsequent page)

City of Elyria, Ohio
Combining Balance Sheet
Nonmajor Governmental Funds
December 31, 2011

Special
Revenue

	Legal Research and Court Computerization	Special Court Maintenance	Muni Court Special Collections	Food Service Operations	Dental Health Grant	Household Sewage Disposal Permit Fee	Manufactured Home/Park Placement Fee
ASSETS							
Equity in pooled cash and cash equivalents	\$ 118,468	\$ 17,125	\$ 182,488	\$ 51,586	\$ 100,452	\$ 3,885	\$ 5,321
Accounts receivable	3,195	2,178	5,849				
Rehabilitation loans receivable							
Accrued interest receivable							
Due from other governments					18,750		
Income tax receivable							
Property tax receivable							
Other local tax receivable							
Special assessments receivable							
Tax increment financing payments receivable							
Total assets	<u>\$ 121,663</u>	<u>\$ 19,303</u>	<u>\$ 188,337</u>	<u>\$ 51,586</u>	<u>\$ 119,202</u>	<u>\$ 3,885</u>	<u>\$ 5,321</u>
LIABILITIES AND FUND BALANCES							
Liabilities:							
Accounts payable	\$ 4,352	\$ 1,157	\$	\$	\$	\$	\$
Contracts payable							
Accrued wages and benefits	2,196		5,505	3,367	2,554		
Due to other funds							
Deferred revenue					7,500		
Notes payable							
Total liabilities	<u>6,548</u>	<u>1,157</u>	<u>5,505</u>	<u>3,367</u>	<u>10,054</u>		
FUND BALANCES							
Nonspendable							
Restricted				48,219	109,148		
Committed	115,115	18,146	182,832			3,885	5,321
Assigned							
Unassigned							
Total fund balances (deficit)	<u>115,115</u>	<u>18,146</u>	<u>182,832</u>	<u>48,219</u>	<u>109,148</u>	<u>3,885</u>	<u>5,321</u>
Total liabilities and fund balances	<u>\$ 121,663</u>	<u>\$ 19,303</u>	<u>\$ 188,337</u>	<u>\$ 51,586</u>	<u>\$ 119,202</u>	<u>\$ 3,885</u>	<u>\$ 5,321</u>

(Continued on subsequent page)

City of Elyria, Ohio
Combining Balance Sheet
Nonmajor Governmental Funds
December 31, 2011

	Special Revenue						
	Special Traffic Magistrate	Swimming Pool Inspection	Law Enforcement	Mandatory Drug Fine	Indigent Drivers Alcohol Treatment	Alcohol Enforcement and Education	Police Levy
ASSETS							
Equity in pooled cash and cash equivalents	\$ 48,915	\$ 4,522	\$ 23,953	\$ 4,495	\$ 390,298	\$ 19,807	\$ 718,893
Accounts receivable	4,958			16	2,060	121	
Rehabilitation loans receivable							
Accrued interest receivable							
Due from other governments							
Income tax receivable							768,372
Property tax receivable							
Other local tax receivable							
Special assessments receivable							
Tax increment financing payments receivable							
Total assets	<u>\$ 53,873</u>	<u>\$ 4,522</u>	<u>\$ 23,953</u>	<u>\$ 4,511</u>	<u>\$ 392,358</u>	<u>\$ 19,928</u>	<u>\$ 1,487,265</u>
LIABILITIES AND FUND BALANCES							
Liabilities:							
Accounts payable	\$	\$	\$	\$	\$	\$	\$ 417
Contracts payable							7,297
Accrued wages and benefits	1,019						320,089
Due to other funds							
Deferred revenue							292,253
Notes payable							
Total liabilities	<u>1,019</u>						<u>620,056</u>
FUND BALANCES							
Nonspendable							
Restricted			23,953	4,511	392,358	19,928	
Committed	52,854	4,522					867,209
Assigned							
Unassigned							
Total fund balances (deficit)	<u>52,854</u>	<u>4,522</u>	<u>23,953</u>	<u>4,511</u>	<u>392,358</u>	<u>19,928</u>	<u>867,209</u>
Total liabilities and fund balances	<u>\$ 53,873</u>	<u>\$ 4,522</u>	<u>\$ 23,953</u>	<u>\$ 4,511</u>	<u>\$ 392,358</u>	<u>\$ 19,928</u>	<u>\$ 1,487,265</u>

(Continued on subsequent page)

City of Elyria, Ohio
Combining Balance Sheet
Nonmajor Governmental Funds
December 31, 2011

	Special Revenue								
	Wagner Trust	Ely Park Trust	Findley Trust	Cemetery Maintenance and Improvement	Brownfield Petroleum Assessment Grant	Brownfield Hazardous Assessment Grant	Neighborhood Stabilization Program Grant	Neighborhood Stabilization Program 3 Grant	Coastal Management Grant
ASSETS									
Equity in pooled cash and cash equivalents	\$ 6,044	\$ 872	\$ 268,969	\$ 27,131	\$	\$	\$ 119,491	\$ 3,131	\$
Accounts receivable									
Rehabilitation loans receivable									
Accrued interest receivable									
Due from other governments									
Income tax receivable									
Property tax receivable									
Other local tax receivable									
Special assessments receivable									
Tax increment financing payments receivable									
Total assets	<u>\$ 6,044</u>	<u>\$ 872</u>	<u>\$ 268,969</u>	<u>\$ 27,131</u>	<u>\$</u>	<u>\$ -</u>	<u>\$ 119,491</u>	<u>\$ 3,131</u>	<u>\$</u>
LIABILITIES AND FUND BALANCES									
Liabilities:									
Accounts payable	\$	\$	\$	\$	\$	\$	\$	\$	\$
Contracts payable									
Accrued wages and benefits	187		529	3,513			5,528	730	
Due to other funds						731		27,000	2,500
Deferred revenue									
Notes payable									
Total liabilities	<u>187</u>	<u></u>	<u>529</u>	<u>3,513</u>	<u></u>	<u>731</u>	<u>5,528</u>	<u>27,730</u>	<u>2,500</u>
FUND BALANCES									
Nonspendable									
Restricted	5,857	872	268,440	23,618	6,387	18,442	113,963	33,716	
Committed									
Assigned									
Unassigned					(6,387)	(19,173)		(58,315)	(2,500)
Total fund balances (deficit)	<u>5,857</u>	<u>872</u>	<u>268,440</u>	<u>23,618</u>	<u></u>	<u>(731)</u>	<u>113,963</u>	<u>(24,599)</u>	<u>(2,500)</u>
Total liabilities and fund balances	<u>\$ 6,044</u>	<u>\$ 872</u>	<u>\$ 268,969</u>	<u>\$ 27,131</u>	<u>\$</u>	<u>\$</u>	<u>\$ 119,491</u>	<u>\$ 3,131</u>	<u>\$</u>

(Continued on subsequent page)

City of Elyria, Ohio
Combining Balance Sheet
Nonmajor Governmental Funds
December 31, 2011

	Special Revenue						Total Special Revenue Funds
	Energy Efficiency Block Grant	Special Probation	Clean Ohio Revitalization	Industrial Site Improvement	COPS Grant	SAFER Grant	
ASSETS							
Equity in pooled cash and cash equivalents	\$ 9,987	\$ 72,409	\$	\$	\$ 4,774	\$ 370	\$ 4,713,803
Accounts receivable		3,021					74,307
Rehabilitation loans receivable							4,638,803
Accrued interest receivable							
Due from other governments						367,975	1,562,534
Income tax receivable							768,372
Property tax receivable							445,200
Other local tax receivable							66,087
Special assessments receivable							
Tax increment financing payments receivable							349,686
Total assets	<u>\$ 9,987</u>	<u>\$ 75,430</u>	<u>\$</u>	<u>\$</u>	<u>\$ 4,774</u>	<u>\$ 368,345</u>	<u>\$ 12,618,792</u>
LIABILITIES AND FUND BALANCES							
Liabilities:							
Accounts payable	\$	\$ 1,126	\$	\$	\$	\$	\$ 19,453
Contracts payable	8,850		130,432				411,370
Accrued wages and benefits	279				25,867	176,599	689,480
Due to other funds	10,000				60,000	425,000	549,923
Deferred revenue							1,842,068
Notes payable							
Total liabilities	<u>19,129</u>	<u>1,126</u>	<u>130,432</u>	<u></u>	<u>85,867</u>	<u>601,599</u>	<u>3,512,294</u>
FUND BALANCES							
Nonspendable							
Restricted	1,000		291,104				6,936,911
Committed		74,304					3,001,987
Assigned							
Unassigned	(10,142)		(421,536)		(81,093)	(233,254)	(832,400)
Total fund balances (deficit)	<u>(9,142)</u>	<u>74,304</u>	<u>(130,432)</u>	<u></u>	<u>(81,093)</u>	<u>(233,254)</u>	<u>9,106,498</u>
Total liabilities and fund balances	<u>\$ 9,987</u>	<u>\$ 75,430</u>	<u>\$</u>	<u>\$</u>	<u>\$ 4,774</u>	<u>\$ 368,345</u>	<u>\$ 12,618,792</u>

(Continued on subsequent page)

**City of Elyria, Ohio
Combining Balance Sheet
Nonmajor Governmental Funds
December 31, 2011**

	Debt Service Fund	Capital Projects				
	Special Assessment Bond Retirement	State Route 57 Rehabilitation	Parks Improvement	Cascade / Elywood	State Issue II Capital Projects	Bridge Projects
ASSETS						
Equity in pooled cash and cash equivalents	\$ 13,318	\$	\$ 30,417	\$ 3,941	\$ 5,675	\$
Accounts receivable						
Rehabilitation loans receivable						
Accrued interest receivable			18			
Due from other governments						
Income tax receivable						
Property tax receivable						
Other local tax receivable						
Special assessments receivable	446,286					
Tax increment financing payments receivable						
Total assets	<u>\$ 459,604</u>	<u>\$</u>	<u>\$ 30,435</u>	<u>\$ 3,941</u>	<u>\$ 5,675</u>	<u>\$</u>
LIABILITIES AND FUND BALANCES						
Liabilities:						
Accounts payable	\$	\$	\$	\$	\$	\$
Contracts payable					21,666	60,399
Accrued wages and benefits					38	
Due to other funds					372	
Deferred revenue	446,286					
Notes payable						
Total liabilities	<u>446,286</u>	<u>\$</u>	<u>\$</u>	<u>\$</u>	<u>22,076</u>	<u>60,399</u>
FUND BALANCES						
Nonspendable						
Restricted	13,318				3,599,560	
Committed			30,435	3,941		
Assigned						
Unassigned					(3,615,961)	(60,399)
Total fund balances (deficit)	<u>13,318</u>	<u>\$</u>	<u>30,435</u>	<u>3,941</u>	<u>(16,401)</u>	<u>(60,399)</u>
Total liabilities and fund balances	<u>\$ 459,604</u>	<u>\$</u>	<u>\$ 30,435</u>	<u>\$ 3,941</u>	<u>\$ 5,675</u>	<u>\$</u>

(Continued on subsequent page)

**City of Elyria, Ohio
Combining Balance Sheet
Nonmajor Governmental Funds
December 31, 2011**

	Capital Projects			Permanent Fund	Total Nonmajor Governmental Funds	
	Two Falls Trail Improvement	49th Street Special Assessment	West River Road Improvement	Total Capital Projects Funds		Cemetery Trust
ASSETS						
Equity in pooled cash and cash equivalents	\$	\$ 8,277	\$	\$ 48,310	\$ 477,122	\$ 5,252,553
Accounts receivable						74,307
Rehabilitation loans receivable						4,638,803
Accrued interest receivable				18		18
Due from other governments						1,562,534
Income tax receivable						768,372
Property tax receivable						445,200
Other local tax receivable						66,087
Special assessments receivable						446,286
Tax increment financing payments receivable						349,686
Total assets	<u>\$</u>	<u>\$ 8,277</u>	<u>\$</u>	<u>\$ 48,328</u>	<u>\$ 477,122</u>	<u>\$ 13,603,846</u>
LIABILITIES AND FUND BALANCES						
Liabilities:						
Accounts payable	\$	\$	\$	\$	\$	\$ 19,453
Contracts payable			2,974	85,039		496,409
Accrued wages and benefits				38		689,518
Due to other funds	2,970			3,342		553,265
Deferred revenue						2,288,354
Notes payable		150,000		150,000		150,000
Total liabilities	<u>2,970</u>	<u>150,000</u>	<u>2,974</u>	<u>238,419</u>		<u>4,196,999</u>
FUND BALANCES						
Nonspendable					477,122	477,122
Restricted				3,599,560		10,549,789
Committed				34,376		3,036,363
Assigned						
Unassigned	(2,970)	(141,723)	(2,974)	(3,824,027)		(4,656,427)
Total fund balances (deficit)	<u>(2,970)</u>	<u>(141,723)</u>	<u>(2,974)</u>	<u>(190,091)</u>	<u>477,122</u>	<u>9,406,847</u>
Total liabilities and fund balances	<u>\$</u>	<u>\$ 8,277</u>	<u>\$</u>	<u>\$ 48,328</u>	<u>\$ 477,122</u>	<u>\$ 13,603,846</u>

City of Elyria, Ohio
Combining Statement of Revenues, Expenditures, and Changes in Fund Balances
Nonmajor Governmental Funds
For the Year Ended December 31, 2011

	Special Revenue						
	Street Construction Maintenance and Repair	State Highway	Fire Pension	Police Pension	Health Grant	Municipal Motor Vehicle Tax	Block Grant
REVENUES							
Taxes:							
Property	\$	\$	\$ 240,447	\$ 240,447	\$	\$	\$
Income							
Other						848,732	
Tax increment financing payments							
Intergovernmental revenues	1,769,059	143,441	54,030	54,030	378,971		855,796
Charges for service					11,399		
Licenses and permits							
Interest earnings							
Special assessments							
Fines and forfeitures							
Contributions							
Miscellaneous revenues							1,686
Total revenues	<u>1,769,059</u>	<u>143,441</u>	<u>294,477</u>	<u>294,477</u>	<u>390,370</u>	<u>848,732</u>	<u>857,482</u>
EXPENDITURES							
Current:							
Public safety	466,744		254,179	329,177			
Health					352,331		
Culture and recreation							
Community environment							421,280
Highways and streets	1,501,853	335,700				2,371	
General government							
Capital outlay	41,450				9,078	1,233,645	376,445
Debt service:							
Principal retirement			33,000	17,000			
Interest and fiscal charges			26,790	13,800			
Total expenditures	<u>2,010,047</u>	<u>335,700</u>	<u>313,969</u>	<u>359,977</u>	<u>361,409</u>	<u>1,236,016</u>	<u>797,725</u>
Excess (deficiency) of revenues over (under) expenditures	<u>(240,988)</u>	<u>(192,259)</u>	<u>(19,492)</u>	<u>(65,500)</u>	<u>28,961</u>	<u>(387,284)</u>	<u>59,757</u>
OTHER FINANCING SOURCES (USES)							
Transfers in	450,000	300,000				461,564	
Transfers out							
Proceeds from sale of notes/bonds							
Premiums from sale of notes / bonds							
Proceeds from construction loans							
Total other financing sources (uses)	<u>450,000</u>	<u>300,000</u>				<u>461,564</u>	
Net change in fund balances	209,012	107,741	(19,492)	(65,500)	28,961	74,280	59,757
Fund balances (deficit) - beginning	259,285	187,515	81,576	144,947	63,159	319,652	1,726,394
Fund balances (deficit) - ending	<u>\$ 468,297</u>	<u>\$ 295,256</u>	<u>\$ 62,084</u>	<u>\$ 79,447</u>	<u>\$ 92,120</u>	<u>\$ 393,932</u>	<u>\$ 1,786,151</u>

(Continued on subsequent page)

City of Elyria, Ohio
Combining Statement of Revenues, Expenditures, and Changes in Fund Balances
Nonmajor Governmental Funds
For the Year Ended December 31, 2011

	Special Revenue						
	CHIP Grant	Chestnut Commons Tax Increment Financing	USEPA Brownfield Grant	Muni Court Technology	Muni Court Security	Muni Court Construction/ Improvement	Special Parking Fines
REVENUES							
Taxes:							
Property	\$	\$	\$	\$	\$	\$	\$
Income							
Other							
Tax increment financing payments		861,443					
Intergovernmental revenues							
Charges for service							
Licenses and permits							
Interest earnings						444	
Special assessments							
Fines and forfeitures				148,471	130,383	451,732	2,230
Contributions							
Miscellaneous revenues	184						
Total revenues	<u>184</u>	<u>861,443</u>	<u></u>	<u>148,471</u>	<u>130,383</u>	<u>452,176</u>	<u>2,230</u>
EXPENDITURES							
Current:							
Public safety							
Health							
Culture and recreation							
Community environment	1,602	614,126					
Highways and streets							
General government				145,807	139,517	21,292	6,660
Capital outlay				6,984			5,531
Debt service:							
Principal retirement		190,000				250,000	
Interest and fiscal charges		127,635				387,741	
Total expenditures	<u>1,602</u>	<u>931,761</u>	<u></u>	<u>152,791</u>	<u>139,517</u>	<u>659,033</u>	<u>12,191</u>
Excess (deficiency) of revenues over (under) expenditures	<u>(1,418)</u>	<u>(70,318)</u>	<u></u>	<u>(4,320)</u>	<u>(9,134)</u>	<u>(206,857)</u>	<u>(9,961)</u>
OTHER FINANCING SOURCES (USES)							
Transfers in					15,000		
Transfers out							
Proceeds from sale of notes/bonds							
Premiums from sale of notes / bonds							
Proceeds from construction loans							
Total other financing sources (uses)					<u>15,000</u>		
Net change in fund balances	(1,418)	(70,318)	(4,320)	5,866	(206,857)	(9,961)	
Fund balances (deficit) - beginning	2,790,437	597,137	3,021	207,177	11,036	726,729	27,378
Fund balances (deficit) - ending	<u>\$ 2,789,019</u>	<u>\$ 526,819</u>	<u>\$ 3,021</u>	<u>\$ 202,857</u>	<u>\$ 16,902</u>	<u>\$ 519,872</u>	<u>\$ 17,417</u>

(Continued on subsequent page)

City of Elyria, Ohio
Combining Statement of Revenues, Expenditures, and Changes in Fund Balances
Nonmajor Governmental Funds
For the Year Ended December 31, 2011

	Special Revenue						
	Legal Research and Court Computerization	Special Court Maintenance	Muni Court Special Collections	Food Service Operations	Dental Health Grant	Household Sewage Disposal Permit Fee	Manufactured Home/Park Placement Fee
REVENUES							
Taxes:							
Property	\$	\$	\$	\$	\$	\$	\$
Income							
Other							
Tax increment financing payments							
Intergovernmental revenues					62,446		
Charges for service							
Licenses and permits				47,797		490	338
Interest earnings							
Special assessments							
Fines and forfeitures	44,319	14,281	87,892				
Contributions							
Miscellaneous revenues							
Total revenues	<u>44,319</u>	<u>14,281</u>	<u>87,892</u>	<u>47,797</u>	<u>62,446</u>	<u>490</u>	<u>338</u>
EXPENDITURES							
Current:							
Public safety							
Health				49,046	55,559		
Culture and recreation							
Community environment							
Highways and streets							
General government	59,671	12,609	108,839				
Capital outlay							
Debt service:							
Principal retirement							
Interest and fiscal charges							
Total expenditures	<u>59,671</u>	<u>12,609</u>	<u>108,839</u>	<u>49,046</u>	<u>55,559</u>		
Excess (deficiency) of revenues over (under) expenditures	<u>(15,352)</u>	<u>1,672</u>	<u>(20,947)</u>	<u>(1,249)</u>	<u>6,887</u>	<u>490</u>	<u>338</u>
OTHER FINANCING SOURCES (USES)							
Transfers in							
Transfers out			(15,000)				
Proceeds from sale of notes/bonds							
Premiums from sale of notes / bonds							
Proceeds from construction loans							
Total other financing sources (uses)			<u>(15,000)</u>				
Net change in fund balances	(15,352)	1,672	(35,947)	(1,249)	6,887	490	338
Fund balances (deficit) - beginning	130,467	16,474	218,779	49,468	102,261	3,395	4,983
Fund balances (deficit) - ending	<u>\$ 115,115</u>	<u>\$ 18,146</u>	<u>\$ 182,832</u>	<u>\$ 48,219</u>	<u>\$ 109,148</u>	<u>\$ 3,885</u>	<u>\$ 5,321</u>

(Continued on subsequent page)

City of Elyria, Ohio
Combining Statement of Revenues, Expenditures, and Changes in Fund Balances
Nonmajor Governmental Funds
For the Year Ended December 31, 2011

	Special Revenue						
	Special Traffic Magistrate	Swimming Pool Inspection	Law Enforcement	Mandatory Drug Fine	Indigent Drivers Alcohol Treatment	Alcohol Enforcement and Education	Police Levy
REVENUES							
Taxes:							
Property	\$	\$	\$	\$	\$	\$	\$
Income							3,076,628
Other							
Tax increment financing payments							
Intergovernmental revenues							96,479
Charges for service							
Licenses and permits		2,962					
Interest earnings							13
Special assessments							
Fines and forfeitures	31,253		51,773	3,748	76,908	4,786	
Contributions							
Miscellaneous revenues							5,566
Total revenues	<u>31,253</u>	<u>2,962</u>	<u>51,773</u>	<u>3,748</u>	<u>76,908</u>	<u>4,786</u>	<u>3,178,686</u>
EXPENDITURES							
Current:							
Public safety			86,203	2,100			3,047,735
Health		376					
Culture and recreation							
Community environment							
Highways and streets							
General government	18,680				124,911		
Capital outlay							162,728
Debt service:							
Principal retirement							
Interest and fiscal charges							
Total expenditures	<u>18,680</u>	<u>376</u>	<u>86,203</u>	<u>2,100</u>	<u>124,911</u>		<u>3,210,463</u>
Excess (deficiency) of revenues over (under) expenditures	<u>12,573</u>	<u>2,586</u>	<u>(34,430)</u>	<u>1,648</u>	<u>(48,003)</u>	<u>4,786</u>	<u>(31,777)</u>
OTHER FINANCING SOURCES (USES)							
Transfers in							
Transfers out							
Proceeds from sale of notes/bonds							
Premiums from sale of notes / bonds							
Proceeds from construction loans							
Total other financing sources (uses)							
Net change in fund balances	12,573	2,586	(34,430)	1,648	(48,003)	4,786	(31,777)
Fund balances (deficit) - beginning	40,281	1,936	58,383	2,863	440,361	15,142	898,986
Fund balances (deficit) - ending	<u>\$ 52,854</u>	<u>\$ 4,522</u>	<u>\$ 23,953</u>	<u>\$ 4,511</u>	<u>\$ 392,358</u>	<u>\$ 19,928</u>	<u>\$ 867,209</u>

(Continued on subsequent page)

City of Elyria, Ohio
Combining Statement of Revenues, Expenditures, and Changes in Fund Balances
Nonmajor Governmental Funds
For the Year Ended December 31, 2011

	Special Revenue								
	Wagner Trust	Ely Park Trust	Findley Trust	Cemetery Maintenance and Improvement	Brownfield Petroleum Assessment Grant	Brownfield Hazardous Assessment Grant	Neighborhood Stabilization Program Grant	Neighborhood Stabilization Program 3 Grant	Coastal Management Grant
REVENUES									
Taxes:									
Property	\$	\$	\$	\$	\$	\$	\$	\$	\$
Income									
Other									
Tax increment financing payments									
Intergovernmental revenues					59,385	61,315	651,283	2,574	
Charges for service				66,865			40		
Licenses and permits									
Interest earnings									
Special assessments									
Fines and forfeitures									
Contributions	4,215	10,000	50,521						
Miscellaneous revenues									
Total revenues	<u>4,215</u>	<u>10,000</u>	<u>50,521</u>	<u>66,865</u>	<u>59,385</u>	<u>61,315</u>	<u>651,323</u>	<u>2,574</u>	
EXPENDITURES									
Current:									
Public safety									
Health				126,926					
Culture and recreation	11,165	9,128	29,888						
Community environment					26,392	55,298	465,773	5,283	
Highways and streets									
General government									
Capital outlay			12,781					21,890	
Debt service:									
Principal retirement									
Interest and fiscal charges									
Total expenditures	<u>11,165</u>	<u>9,128</u>	<u>42,669</u>	<u>126,926</u>	<u>26,392</u>	<u>55,298</u>	<u>465,773</u>	<u>27,173</u>	
Excess (deficiency) of revenues over (under) expenditures	<u>(6,950)</u>	<u>872</u>	<u>7,852</u>	<u>(60,061)</u>	<u>32,993</u>	<u>6,017</u>	<u>185,550</u>	<u>(24,599)</u>	
OTHER FINANCING SOURCES (USES)									
Transfers in									
Transfers out									
Proceeds from sale of notes/bonds									
Premiums from sale of notes / bonds									
Proceeds from construction loans									
Total other financing sources (uses)									
Net change in fund balances	(6,950)	872	7,852	(60,061)	32,993	6,017	185,550	(24,599)	
Fund balances (deficit) - beginning	12,807		260,588	83,679	(32,993)	(6,748)	(71,587)		(2,500)
Fund balances (deficit) - ending	<u>\$ 5,857</u>	<u>\$ 872</u>	<u>\$ 268,440</u>	<u>\$ 23,618</u>	<u>\$</u>	<u>\$ (731)</u>	<u>\$ 113,963</u>	<u>\$ (24,599)</u>	<u>\$ (2,500)</u>

(Continued on subsequent page)

City of Elyria, Ohio
Combining Statement of Revenues, Expenditures, and Changes in Fund Balances
Nonmajor Governmental Funds
For the Year Ended December 31, 2011

	Special Revenue						Total Special Revenue Funds
	Energy Efficiency Block Grant	Special Probation	Clean Ohio Revitalization	Industrial Site Improvement	COPS Grant	SAFER Grant	
REVENUES							
Taxes:							
Property	\$	\$	\$	\$	\$	\$	\$ 480,894
Income							3,076,628
Other							848,732
Tax increment financing payments							861,443
Intergovernmental revenues	317,050		1,485,017	121,975	136,662	1,536,966	7,786,479
Charges for service							78,304
Licenses and permits							51,587
Interest earnings							457
Special assessments							
Fines and forfeitures		46,785					1,094,561
Contributions							64,736
Miscellaneous revenues							7,436
Total revenues	<u>317,050</u>	<u>46,785</u>	<u>1,485,017</u>	<u>121,975</u>	<u>136,662</u>	<u>1,536,966</u>	<u>14,351,257</u>
EXPENDITURES							
Current:							
Public safety					214,868	1,578,313	5,979,319
Health							584,238
Culture and recreation							50,181
Community environment	264,475		1,615,449	100,215			3,569,893
Highways and streets							1,839,924
General government		5,585					643,571
Capital outlay							1,870,532
Debt service:							
Principal retirement							490,000
Interest and fiscal charges							555,966
Total expenditures	<u>264,475</u>	<u>5,585</u>	<u>1,615,449</u>	<u>100,215</u>	<u>214,868</u>	<u>1,578,313</u>	<u>15,583,624</u>
Excess (deficiency) of revenues over (under) expenditures	<u>52,575</u>	<u>41,200</u>	<u>(130,432)</u>	<u>21,760</u>	<u>(78,206)</u>	<u>(41,347)</u>	<u>(1,232,367)</u>
OTHER FINANCING SOURCES (USES)							
Transfers in			191				1,226,755
Transfers out							(15,000)
Proceeds from sale of notes/bonds							
Premiums from sale of notes / bonds							
Proceeds from construction loans							
Total other financing sources (uses)			<u>191</u>				<u>1,211,755</u>
Net change in fund balances	52,575	41,200	(130,241)	21,760	(78,206)	(41,347)	(20,612)
Fund balances (deficit) - beginning	(61,717)	33,104	(191)	(21,760)	(2,887)	(191,907)	9,127,110
Fund balances (deficit) - ending	<u>\$ (9,142)</u>	<u>\$ 74,304</u>	<u>\$ (130,432)</u>	<u>\$</u>	<u>\$ (81,093)</u>	<u>\$ (233,254)</u>	<u>\$ 9,106,498</u>

(Continued on subsequent page)

City of Elyria, Ohio
Combining Statement of Revenues, Expenditures, and Changes in Fund Balances
Nonmajor Governmental Funds
For the Year Ended December 31, 2011

	Debt Service Fund	Capital Projects						
		Special Assessment Bond Retirement	State Route 57 Rehabilitation	Parks Improvement	Cascade / Elywood	State Issue II Capital Projects		
REVENUES								
Taxes:								
Property	\$	\$	\$	\$	\$	\$	\$	\$
Income								
Other								
Tax increment financing payments								
Intergovernmental revenues		39,492			142,732			
Charges for service								
Licenses and permits								
Interest earnings								
Special assessments	126,742							
Fines and forfeitures								
Contributions				5				
Miscellaneous revenues								
Total revenues	<u>126,742</u>	<u>39,492</u>	<u></u>	<u>5</u>	<u>142,732</u>	<u></u>	<u></u>	<u></u>
EXPENDITURES								
Current:								
Public safety								
Health								
Culture and recreation			2,459	7,654				
Community environment								
Highways and streets								
General government	4,888							
Capital outlay		39,492			898,398	60,399		
Debt service:								
Principal retirement	100,000							
Interest and fiscal charges	24,600							
Total expenditures	<u>129,488</u>	<u>39,492</u>	<u>2,459</u>	<u>7,654</u>	<u>898,398</u>	<u>60,399</u>	<u></u>	<u></u>
Excess (deficiency) of revenues over (under) expenditures	<u>(2,746)</u>	<u></u>	<u>(2,459)</u>	<u>(7,649)</u>	<u>(755,666)</u>	<u>(60,399)</u>	<u></u>	<u></u>
OTHER FINANCING SOURCES (USES)								
Transfers in								
Transfers out								
Proceeds from sale of notes/bonds								
Premiums from sale of notes / bonds								
Proceeds from construction loans					734,000			
Total other financing sources (uses)					<u>734,000</u>			
Net change in fund balances	(2,746)		(2,459)	(7,649)	(21,666)	(60,399)		
Fund balances (deficit) - beginning	16,064		32,894	11,590	5,265			(2,970)
Fund balances (deficit) - ending	<u>\$ 13,318</u>	<u>\$</u>	<u>\$ 30,435</u>	<u>\$ 3,941</u>	<u>\$ (16,401)</u>	<u>\$ (60,399)</u>	<u>\$</u>	<u>\$ (2,970)</u>

(Continued on subsequent page)

City of Elyria, Ohio
Combining Statement of Revenues, Expenditures, and Changes in Fund Balances
Nonmajor Governmental Funds
For the Year Ended December 31, 2011

	Capital Projects				Total Capital Projects Funds	Permanent Fund	Total Nonmajor Governmental Funds
	49th Street Special Assessment	West River Road Improvement	ARRA East River Street	ARRA Gateway Boulevard		Cemetery Trust	
REVENUES							
Taxes:							
Property	\$	\$	\$	\$	\$	\$	\$ 480,894
Income							3,076,628
Other							848,732
Tax increment financing payments							861,443
Intergovernmental revenues			637,603	44,696	864,523		8,651,002
Charges for service						7,815	86,119
Licenses and permits							51,587
Interest earnings							457
Special assessments	7,354				7,354		134,096
Fines and forfeitures							1,094,561
Contributions					5		64,741
Miscellaneous revenues							7,436
Total revenues	<u>7,354</u>		<u>637,603</u>	<u>44,696</u>	<u>871,882</u>	<u>7,815</u>	<u>15,357,696</u>
EXPENDITURES							
Current:							
Public safety							5,979,319
Health							584,238
Culture and recreation					10,113		60,294
Community environment	283				283		3,570,176
Highways and streets							1,839,924
General government							648,459
Capital outlay		2,974	637,603	44,696	1,683,562		3,554,094
Debt service:							
Principal retirement							590,000
Interest and fiscal charges	2,587				2,587		583,153
Total expenditures	<u>2,870</u>	<u>2,974</u>	<u>637,603</u>	<u>44,696</u>	<u>1,696,545</u>		<u>17,409,657</u>
Excess (deficiency) of revenues over (under) expenditures	<u>4,484</u>	<u>(2,974)</u>			<u>(824,663)</u>	<u>7,815</u>	<u>(2,051,961)</u>
OTHER FINANCING SOURCES (USES)							
Transfers in							1,226,755
Transfers out							(15,000)
Proceeds from sale of notes/bonds							
Premiums from sale of notes / bonds							
Proceeds from construction loans					734,000		734,000
Total other financing sources (uses)					<u>734,000</u>		<u>1,945,755</u>
Net change in fund balances	4,484	(2,974)			(90,663)	7,815	(106,206)
Fund balances (deficit) - beginning	(146,207)				(99,428)	469,307	9,513,053
Fund balances (deficit) - ending	<u>\$ (141,723)</u>	<u>\$ (2,974)</u>	<u>\$</u>	<u>\$</u>	<u>\$ (190,091)</u>	<u>\$ 477,122</u>	<u>\$ 9,406,847</u>

CITY OF ELYRIA, OHIO
SCHEDULE OF REVENUES, EXPENDITURES AND CHANGES IN FUND
BALANCE-BUDGET AND ACTUAL (NON-GAAP BUDGETARY BASIS)-
ENERGY CONSERVATION FUND-LEGAL APPROPRIATION LEVEL
FOR THE YEAR ENDED DECEMBER 31, 2011

	<u>ENERGY CONSERVATION FUND</u>			Variance with Final Budget Positive (Negative)
	<u>Budgeted Amounts</u>		<u>Actual</u>	
	<u>Original</u>	<u>Final</u>		
EXPENDITURES				
COMMUNITY ENVIRONMENT				
Energy Conservation				
Debt service - principal retirement	\$ 3,500,000	\$ 3,500,000	\$ 3,500,000	\$
Capital outlay	50,000	50,000	50,000	
Total Energy Conservation	<u>3,550,000</u>	<u>3,550,000</u>	<u>3,550,000</u>	
TOTAL COMMUNITY ENVIRONMENT	<u>3,550,000</u>	<u>3,550,000</u>	<u>3,550,000</u>	
TOTAL EXPENDITURES	<u>3,550,000</u>	<u>3,550,000</u>	<u>3,550,000</u>	
Net change in fund balance	(3,550,000)	(3,550,000)	(3,550,000)	
OTHER FINANCING SOURCES				
Proceeds of notes	<u>3,500,000</u>	<u>3,500,000</u>	<u>3,500,000</u>	
TOTAL OTHER FINANCING SOURCES	<u>3,500,000</u>	<u>3,500,000</u>	<u>3,500,000</u>	
Net change in fund balance	(50,000)	(50,000)	(50,000)	
Adjustment for prior year encumbrances	50,000	50,000	50,000	
FUND BALANCE AT BEGINNING OF YEAR	<u>12,416</u>	<u>12,416</u>	<u>12,416</u>	
FUND BALANCE AT END OF YEAR	<u>\$ 12,416</u>	<u>\$ 12,416</u>	<u>\$ 12,416</u>	<u>\$</u>

CITY OF ELYRIA, OHIO
SCHEDULE OF REVENUES, EXPENDITURES AND CHANGES IN FUND
BALANCE-BUDGET AND ACTUAL (NON-GAAP BUDGETARY BASIS)-
GENERAL BOND RETIREMENT FUND-LEGAL APPROPRIATION LEVEL
FOR THE YEAR ENDED DECEMBER 31, 2011

	GENERAL BOND RETIREMENT FUND			Variance with Final Budget Positive (Negative)
	<u>Budgeted Amounts</u>		<u>Actual</u>	
	<u>Original</u>	<u>Final</u>		
REVENUES				
Taxes	\$ 1,940,000	\$ 1,743,000	\$ 1,759,329	\$ 16,329
Intergovernmental revenues	300,000	310,000	422,781	112,781
Miscellaneous revenue			695	695
TOTAL REVENUES	2,240,000	2,053,000	2,182,805	129,805
EXPENDITURES				
DEBT SERVICE				
General Bond Retirement				
Operation and maintenance	72,000	72,000	56,641	15,359
Principal retirement	1,890,770	9,478,022	8,868,022	610,000
Interest	849,204	861,617	861,617	
Total General Bond Retirement	2,811,974	10,411,639	9,786,280	625,359
TOTAL DEBT SERVICE	2,811,974	10,411,639	9,786,280	625,359
TOTAL EXPENDITURES	2,811,974	10,411,639	9,786,280	625,359
Excess (deficiency) of revenues over expenditures	(571,974)	(8,358,639)	(7,603,475)	755,164
OTHER FINANCING SOURCES				
Proceeds from refunding bonds		7,590,000	6,980,000	(610,000)
Proceeds of notes			5,000	5,000
TOTAL OTHER FINANCING SOURCES		7,590,000	6,985,000	(605,000)
Net change in fund balance	(571,974)	(768,639)	(618,475)	150,164
FUND BALANCE AT BEGINNING OF YEAR	883,416	883,416	883,416	
FUND BALANCE AT END OF YEAR	\$ 311,442	\$ 114,777	\$ 264,941	\$ 150,164

CITY OF ELYRIA, OHIO
SCHEDULE OF REVENUES, EXPENDITURES AND CHANGES IN FUND
BALANCE-BUDGET AND ACTUAL (NON-GAAP BUDGETARY BASIS)-
STREET CONSTRUCTION, MAINTENANCE AND REPAIR FUND-LEGAL APPROPRIATION LEVEL
FOR THE YEAR ENDED DECEMBER 31, 2011

	<u>STREET CONSTRUCTION, MAINTENANCE AND REPAIR FUND</u>			Variance with Final Budget Positive (Negative)
	<u>Budgeted Amounts</u>		<u>Actual</u>	
	<u>Original</u>	<u>Final</u>		
REVENUES				
Intergovernmental revenues	\$ 1,831,243	\$ 1,721,543	\$ 1,774,419	\$ 52,876
Miscellaneous revenues	14,627	20,127	31,075	10,948
TOTAL REVENUES	<u>1,845,870</u>	<u>1,741,670</u>	<u>1,805,494</u>	<u>63,824</u>
EXPENDITURES				
PUBLIC SAFETY				
Traffic Lights				
Personal services	268,941	281,941	282,486	(545)
Fringe benefits	106,721	100,721	100,690	31
Operation and maintenance	72,950	81,236	78,309	2,927
Capital outlay	60,000	60,000	58,996	1,004
Total Traffic Lights	<u>508,612</u>	<u>523,898</u>	<u>520,481</u>	<u>3,417</u>
TOTAL PUBLIC SAFETY	<u>508,612</u>	<u>523,898</u>	<u>520,481</u>	<u>3,417</u>
HIGHWAYS AND STREETS				
Street				
Personal services	892,697	934,197	911,341	22,856
Fringe benefits	312,918	297,918	294,693	3,225
Operation and maintenance	319,826	395,326	391,660	3,666
Capital outlay	150,000	132,500	132,460	40
Total Street	<u>1,675,441</u>	<u>1,759,941</u>	<u>1,730,154</u>	<u>29,787</u>
TOTAL HIGHWAYS AND STREETS	<u>1,675,441</u>	<u>1,759,941</u>	<u>1,730,154</u>	<u>29,787</u>
TOTAL EXPENDITURES	<u>2,184,053</u>	<u>2,283,839</u>	<u>2,250,635</u>	<u>33,204</u>
Excess (deficiency) of revenues over expenditures	<u>(338,183)</u>	<u>(542,169)</u>	<u>(445,141)</u>	<u>97,028</u>
OTHER FINANCING SOURCES				
Transfers-in	250,000	450,000	450,000	
Other financing sources		5,000	5,128	128
TOTAL OTHER FINANCING SOURCES	<u>250,000</u>	<u>455,000</u>	<u>455,128</u>	<u>128</u>
Net change in fund balance	(88,183)	(87,169)	9,987	97,156
Adjustment for prior year encumbrances	103,539	103,539	103,539	
FUND BALANCE (DEFICIT) AT BEGINNING OF YEAR	<u>(15,356)</u>	<u>(15,356)</u>	<u>(15,356)</u>	
FUND BALANCE AT END OF YEAR	<u>\$</u>	<u>\$ 1,014</u>	<u>\$ 98,170</u>	<u>\$ 97,156</u>

CITY OF ELYRIA, OHIO
SCHEDULE OF REVENUES, EXPENDITURES AND CHANGES IN FUND
BALANCE-BUDGET AND ACTUAL (NON-GAAP BUDGETARY BASIS)-
STATE HIGHWAY FUND-LEGAL APPROPRIATION LEVEL
FOR THE YEAR ENDED DECEMBER 31, 2011

	STATE HIGHWAY FUND			Variance with Final Budget Positive (Negative)
	<u>Budgeted Amounts</u>		<u>Actual</u>	
	<u>Original</u>	<u>Final</u>		
REVENUES				
Intergovernmental revenues	\$ 148,000	\$ 148,000	\$ 143,872	\$ (4,128)
TOTAL REVENUES	<u>148,000</u>	<u>148,000</u>	<u>143,872</u>	<u>(4,128)</u>
EXPENDITURES				
HIGHWAYS AND STREETS				
State Highway				
Operation and maintenance	375,250	675,250	384,578	290,672
Total State Highway	<u>375,250</u>	<u>675,250</u>	<u>384,578</u>	<u>290,672</u>
TOTAL HIGHWAYS AND STREETS	<u>375,250</u>	<u>675,250</u>	<u>384,578</u>	<u>290,672</u>
TOTAL EXPENDITURES	<u>375,250</u>	<u>675,250</u>	<u>384,578</u>	<u>290,672</u>
Excess (deficiency) of revenues over expenditures	(227,250)	(527,250)	(240,706)	286,544
OTHER FINANCING SOURCES				
Transfers-in		300,000	300,000	
TOTAL OTHER FINANCING SOURCES		<u>300,000</u>	<u>300,000</u>	
Net change in fund balance	(227,250)	(227,250)	59,294	286,544
Adjustments for prior year encumbrances	2,360	2,360	2,360	
FUND BALANCE AT BEGINNING OF YEAR	<u>246,725</u>	<u>246,725</u>	<u>246,725</u>	
FUND BALANCE AT END OF YEAR	<u>\$ 21,835</u>	<u>\$ 21,835</u>	<u>\$ 308,379</u>	<u>\$ 286,544</u>

CITY OF ELYRIA, OHIO
SCHEDULE OF REVENUES, EXPENDITURES AND CHANGES IN FUND
BALANCE-BUDGET AND ACTUAL (NON-GAAP BUDGETARY BASIS)-
FIRE PENSION FUND-LEGAL APPROPRIATION LEVEL
FOR THE YEAR ENDED DECEMBER 31, 2011

	FIRE PENSION FUND			Variance with Final Budget Positive (Negative)
	<u>Budgeted Amounts</u>		<u>Actual</u>	
	<u>Original</u>	<u>Final</u>		
REVENUES				
Taxes	\$ 269,900	\$ 239,900	\$ 240,440	\$ 540
Intergovernmental revenues	31,000	31,000	54,030	23,030
TOTAL REVENUES	300,900	270,900	294,470	23,570
EXPENDITURES				
PUBLIC SAFETY				
Fire Pension				
Fringe benefits	250,000	250,000	250,000	
Operation and maintenance	5,400	5,400	4,179	1,221
Debt service - principal retirement	33,000	33,000	33,000	
Interest	26,790	26,790	26,790	
Total Fire Pension	315,190	315,190	313,969	1,221
TOTAL PUBLIC SAFETY	315,190	315,190	313,969	1,221
TOTAL EXPENDITURES	315,190	315,190	313,969	1,221
Net change in fund balance	(14,290)	(44,290)	(19,499)	24,791
FUND BALANCE AT BEGINNING OF YEAR	80,770	80,770	80,770	
FUND BALANCE AT END OF YEAR	\$ 66,480	\$ 36,480	\$ 61,271	\$ 24,791

CITY OF ELYRIA, OHIO
SCHEDULE OF REVENUES, EXPENDITURES AND CHANGES IN FUND
BALANCE-BUDGET AND ACTUAL (NON-GAAP BUDGETARY BASIS)-
POLICE PENSION FUND-LEGAL APPROPRIATION LEVEL
FOR THE YEAR ENDED DECEMBER 31, 2011

	POLICE PENSION FUND			Variance with Final Budget Positive (Negative)
	<u>Budgeted Amounts</u>		<u>Actual</u>	
	<u>Original</u>	<u>Final</u>		
REVENUES				
Taxes	\$ 269,900	\$ 239,900	\$ 240,440	\$ 540
Intergovernmental revenues	31,000	31,000	54,030	23,030
TOTAL REVENUES	300,900	270,900	294,470	23,570
EXPENDITURES				
PUBLIC SAFETY				
Police Pension				
Fringe benefits	325,000	325,000	325,000	
Operation and maintenance	5,400	5,400	4,177	1,223
Debt service - principal retirement	17,000	17,000	17,000	
Interest	13,800	13,800	13,800	
Total Police Pension	361,200	361,200	359,977	1,223
TOTAL PUBLIC SAFETY	361,200	361,200	359,977	1,223
TOTAL EXPENDITURES	361,200	361,200	359,977	1,223
Net change in fund balance	(60,300)	(90,300)	(65,507)	24,793
FUND BALANCE AT BEGINNING OF YEAR	144,141	144,141	144,141	
FUND BALANCE AT END OF YEAR	\$ 83,841	\$ 53,841	\$ 78,634	\$ 24,793

CITY OF ELYRIA, OHIO
SCHEDULE OF REVENUES, EXPENDITURES AND CHANGES IN FUND
BALANCE-BUDGET AND ACTUAL (NON-GAAP BUDGETARY BASIS)-
HEALTH GRANT FUND-LEGAL APPROPRIATION LEVEL
FOR THE YEAR ENDED DECEMBER 31, 2011

	HEALTH GRANT FUND			Variance with Final Budget Positive (Negative)
	<u>Budgeted Amounts</u>		<u>Actual</u>	
	<u>Original</u>	<u>Final</u>		
REVENUES				
Intergovernmental revenues	\$ 320,696	\$ 382,478	\$ 413,719	\$ 31,241
Charges for services	23,000	23,000	11,399	(11,601)
TOTAL REVENUES	343,696	405,478	425,118	19,640
EXPENDITURES				
HEALTH				
Child and Family Health Services				
Personal services	95,997	77,997	73,266	4,731
Fringe benefits	33,620	24,620	22,580	2,040
Operation and maintenance	37,580	37,580	26,454	11,126
Total Child and Family Health Services	167,197	140,197	122,300	17,897
Infant Mortality Program				
Personal services	52,946	75,946	73,389	2,557
Fringe benefits	33,207	39,707	37,648	2,059
Operation and maintenance	36,490	41,390	39,891	1,499
Total Infant Mortality Program	122,643	157,043	150,928	6,115
CFHS Project Income				
Personal services	12,571	12,571	6,074	6,497
Fringe benefits	4,082	4,082	1,980	2,102
Total CFHS Project Income	16,653	16,653	8,054	8,599
Community Readiness Initiative				
Personal services	6,220	4,775	4,775	
Fringe benefits	1,987	1,404	1,403	1
Operation and maintenance		2,038	2,029	9
Total Community Readiness Initiative	8,207	8,217	8,207	10
Public Health Emergency Preparedness				
Personal services	24,325	20,775	20,690	85
Fringe benefits	4,493	3,601	3,587	14
Operation and maintenance	9,943	15,005	13,730	1,275
Total Public Health Emergency Preparedness	38,761	39,381	38,007	1,374

(Continued on subsequent page)

CITY OF ELYRIA, OHIO
SCHEDULE OF REVENUES, EXPENDITURES AND CHANGES IN FUND
BALANCE-BUDGET AND ACTUAL (NON-GAAP BUDGETARY BASIS)-
HEALTH GRANT FUND-LEGAL APPROPRIATION LEVEL
FOR THE YEAR ENDED DECEMBER 31, 2011

	HEALTH GRANT FUND			Variance with Final Budget Positive (Negative)
	<u>Budgeted Amounts</u>		<u>Actual</u>	
	<u>Original</u>	<u>Final</u>		
Public Health Emergency Response				
Personal services		22,940	22,924	16
Fringe benefits		5,934	5,933	1
Operation and maintenance		15,781	15,779	2
Capital outlay		9,097	9,078	19
Total Public Health Emergency Response		<u>53,752</u>	<u>53,714</u>	<u>38</u>
TOTAL HEALTH	<u>353,461</u>	<u>415,243</u>	<u>381,210</u>	<u>34,033</u>
TOTAL EXPENDITURES	<u>353,461</u>	<u>415,243</u>	<u>381,210</u>	<u>34,033</u>
Net change in fund balance	<u>(9,765)</u>	<u>(9,765)</u>	<u>43,908</u>	<u>53,673</u>
Adjustment for prior year encumbrances	17,625	17,625	17,625	
FUND BALANCE (DEFICIT) AT BEGINNING OF YEAR	<u>(7,860)</u>	<u>(7,860)</u>	<u>(7,860)</u>	
FUND BALANCE AT END OF YEAR	<u>\$</u>	<u>\$</u>	<u>\$ 53,673</u>	<u>\$ 53,673</u>

CITY OF ELYRIA, OHIO
SCHEDULE OF REVENUES, EXPENDITURES AND CHANGES IN FUND
BALANCE-BUDGET AND ACTUAL (NON-GAAP BUDGETARY BASIS)-
MUNICIPAL MOTOR VEHICLE TAX FUND-LEGAL APPROPRIATION LEVEL
FOR THE YEAR ENDED DECEMBER 31, 2011

	MUNICIPAL MOTOR VEHICLE TAX FUND			
	<u>Budgeted Amounts</u>			Variance
	<u>Original</u>	<u>Final</u>	<u>Actual</u>	with Final Budget Positive (Negative)
REVENUES				
Taxes	\$ 860,000	\$ 860,000	\$ 848,663	\$ (11,337)
TOTAL REVENUES	<u>860,000</u>	<u>860,000</u>	<u>848,663</u>	<u>(11,337)</u>
EXPENDITURES				
HIGHWAYS AND STREETS				
Municipal Motor Vehicle Tax				
Operation and maintenance	5,500	5,500	5,332	168
Capital outlay	1,539,270	1,615,834	1,459,394	156,440
Total Municipal Motor Vehicle Tax	<u>1,544,770</u>	<u>1,621,334</u>	<u>1,464,726</u>	<u>156,608</u>
TOTAL HIGHWAYS & STREETS	<u>1,544,770</u>	<u>1,621,334</u>	<u>1,464,726</u>	<u>156,608</u>
TOTAL EXPENDITURES	<u>1,544,770</u>	<u>1,621,334</u>	<u>1,464,726</u>	<u>156,608</u>
Excess (deficiency) of revenues over expenditures	<u>(684,770)</u>	<u>(761,334)</u>	<u>(616,063)</u>	<u>145,271</u>
OTHER FINANCING SOURCES				
Transfers-in	<u>385,000</u>	<u>461,564</u>	<u>461,564</u>	
TOTAL OTHER FINANCING SOURCES	<u>385,000</u>	<u>461,564</u>	<u>461,564</u>	
Net change in fund balance	(299,770)	(299,770)	(154,499)	145,271
Adjustment for prior year encumbrances	150,257	150,257	150,257	
FUND BALANCE AT BEGINNING OF YEAR	<u>149,513</u>	<u>149,513</u>	<u>149,513</u>	
FUND BALANCE AT END OF YEAR	<u>\$</u>	<u>\$</u>	<u>\$ 145,271</u>	<u>\$ 145,271</u>

CITY OF ELYRIA, OHIO
SCHEDULE OF REVENUES, EXPENDITURES AND CHANGES IN FUND
BALANCE-BUDGET AND ACTUAL (NON-GAAP BUDGETARY BASIS)-
BLOCK GRANT FUND-LEGAL APPROPRIATION LEVEL
FOR THE YEAR ENDED DECEMBER 31, 2011

	BLOCK GRANT FUND			
	<u>Budgeted Amounts</u>			Variance
	<u>Original</u>	<u>Final</u>	<u>Actual</u>	with Final Budget Positive (Negative)
REVENUES				
Intergovernmental revenues	\$ 1,324,852	\$ 1,747,221	\$ 912,018	\$ (835,203)
Charges for services			171	171
Miscellaneous revenues			26,186	26,186
TOTAL REVENUES	<u>1,324,852</u>	<u>1,747,221</u>	<u>938,375</u>	<u>(808,846)</u>
EXPENDITURES				
COMMUNITY ENVIRONMENT				
Administration				
Personal services	145,775	116,107	114,688	1,419
Fringe benefits	32,130	32,836	30,276	2,560
Operation and maintenance	101,150	58,226	34,427	23,799
Capital outlay	392,000	455,856	389,163	66,693
Total Administration	<u>671,055</u>	<u>663,025</u>	<u>568,554</u>	<u>94,471</u>
Streets/Paving				
Capital outlay	80,000	113,713	110,567	3,146
Total Streets/Paving	<u>80,000</u>	<u>113,713</u>	<u>110,567</u>	<u>3,146</u>
HUD Lead Hazard Control				
Personal services		23,200		23,200
Fringe benefits		750		750
Capital outlay		288,480		288,480
Total HUD Lead Hazard Control		<u>312,430</u>		<u>312,430</u>
Rehab/Operations				
Personal services	117,270	105,869	91,676	14,193
Fringe benefits	24,595	27,269	26,123	1,146
Operation and maintenance	220,133	313,116	221,330	91,786
Total Rehab/Operations	<u>361,998</u>	<u>446,254</u>	<u>339,129</u>	<u>107,125</u>
R-Public Services - Youth				
Personal services	7,000	7,000	5,285	1,715
Fringe benefits	876	876	798	78
Total R-Public Services - Youth	<u>7,876</u>	<u>7,876</u>	<u>6,083</u>	<u>1,793</u>
R-Public Facilities & Improvement				
Capital outlay	131,015	131,015	77,827	53,188
Total R-Public Facilities & Improvement	<u>131,015</u>	<u>131,015</u>	<u>77,827</u>	<u>53,188</u>
TOTAL COMMUNITY ENVIRONMENT	<u>1,251,944</u>	<u>1,674,313</u>	<u>1,102,160</u>	<u>572,153</u>
TOTAL EXPENDITURES	<u>1,251,944</u>	<u>1,674,313</u>	<u>1,102,160</u>	<u>572,153</u>
Excess (deficiency) of revenues over expenditures	72,908	72,908	(163,785)	(236,693)
OTHER FINANCING SOURCES				
Other sources			1,088	1,088
TOTAL OTHER FINANCING SOURCES			<u>1,088</u>	<u>1,088</u>
Net change in fund balance	72,908	72,908	(162,697)	(235,605)
Adjustment for prior year encumbrances	322,375	322,375	322,375	
FUND BALANCE (DEFICIT) AT BEGINNING OF YEAR	<u>(398,741)</u>	<u>(398,741)</u>	<u>(398,741)</u>	
FUND BALANCE (DEFICIT) AT END OF YEAR	<u>\$ (3,458)</u>	<u>\$ (3,458)</u>	<u>\$ (239,063)</u>	<u>\$ (235,605)</u>

CITY OF ELYRIA, OHIO
SCHEDULE OF REVENUES, EXPENDITURES AND CHANGES IN FUND
BALANCE-BUDGET AND ACTUAL (NON-GAAP BUDGETARY BASIS)-
C.H.I.P. GRANT FUND-LEGAL APPROPRIATION LEVEL
FOR THE YEAR ENDED DECEMBER 31, 2011

	C.H.I.P. GRANT FUND			Variance with Final Budget Positive (Negative)
	Budgeted Amounts		Actual	
	Original	Final		
OTHER FINANCING SOURCES				
Other sources	\$ _____	\$ _____	\$ 184	\$ 184
TOTAL OTHER FINANCING SOURCES	_____	_____	184	184
Net change in fund balance			184	
FUND BALANCE AT BEGINNING OF YEAR	33,023	33,023	33,023	_____
FUND BALANCE (DEFICIT) AT END OF YEAR	\$ 33,023	\$ 33,023	\$ 33,207	\$ 184

CITY OF ELYRIA, OHIO
SCHEDULE OF REVENUES, EXPENDITURES AND CHANGES IN FUND
BALANCE-BUDGET AND ACTUAL (NON-GAAP BUDGETARY BASIS)-
CHESTNUT COMMONS TAX INCREMENT FINANCING FUND-LEGAL APPROPRIATION LEVEL
FOR THE YEAR ENDED DECEMBER 31, 2011

CHESTNUT COMMONS TAX INCREMENT FINANCING FUND				
	<u>Budgeted Amounts</u>			Variance
	<u>Original</u>	<u>Final</u>	<u>Actual</u>	with Final Budget Positive (Negative)
REVENUES				
Taxes	\$ 570,000	\$ 861,000	\$ 861,443	\$ 443
TOTAL REVENUES	<u>570,000</u>	<u>861,000</u>	<u>861,443</u>	<u>443</u>
EXPENDITURES				
COMMUNITY ENVIRONMENT				
Chestnut Commons Permanent Imp.				
Operation and maintenance	108,600	614,127	614,126	1
Debt service - principal retirement	190,000	190,000	190,000	
Interest	127,635	127,635	127,635	
Total Chestnut Commons Permanent Imp.	<u>426,235</u>	<u>931,762</u>	<u>931,761</u>	<u>1</u>
TOTAL COMMUNITY ENVIRONMENT	<u>426,235</u>	<u>931,762</u>	<u>931,761</u>	<u>1</u>
TOTAL EXPENDITURES	<u>426,235</u>	<u>931,762</u>	<u>931,761</u>	<u>1</u>
Excess (deficiency) of revenues over expenditures	143,765	(70,762)	(70,318)	444
FUND BALANCE AT BEGINNING OF YEAR	<u>597,137</u>	<u>597,137</u>	<u>597,137</u>	
FUND BALANCE AT END OF YEAR	<u>\$ 740,902</u>	<u>\$ 526,375</u>	<u>\$ 526,819</u>	<u>\$ 444</u>

CITY OF ELYRIA, OHIO
SCHEDULE OF REVENUES, EXPENDITURES AND CHANGES IN FUND
BALANCE-BUDGET AND ACTUAL (NON-GAAP BUDGETARY BASIS)-
MUNI COURT TECHNOLOGY FUND-LEGAL APPROPRIATION LEVEL
FOR THE YEAR ENDED DECEMBER 31, 2011

	MUNI COURT TECHNOLOGY FUND			
	<u>Budgeted Amounts</u>			Variance
	<u>Original</u>	<u>Final</u>	<u>Actual</u>	with Final Budget Positive (Negative)
REVENUES				
Fines and forfeitures	\$ 144,000	\$ 144,000	\$ 148,189	\$ 4,189
TOTAL REVENUES	<u>144,000</u>	<u>144,000</u>	<u>148,189</u>	<u>4,189</u>
EXPENDITURES				
GENERAL GOVERNMENT				
Muni Court Technology				
Personal services	40,700	43,100	41,668	1,432
Fringe benefits	15,010	15,010	14,406	604
Operation and maintenance	127,680	125,280	103,943	21,337
Capital outlay	10,000	10,000	6,984	3,016
Total Muni Court Technology	<u>193,390</u>	<u>193,390</u>	<u>167,001</u>	<u>26,389</u>
TOTAL GENERAL GOVERNMENT	<u>193,390</u>	<u>193,390</u>	<u>167,001</u>	<u>26,389</u>
TOTAL EXPENDITURES	<u>193,390</u>	<u>193,390</u>	<u>167,001</u>	<u>26,389</u>
Net change in fund balance	(49,390)	(49,390)	(18,812)	30,578
Adjustments for prior year encumbrances	19,277	19,277	19,277	
FUND BALANCE AT BEGINNING OF YEAR	<u>185,949</u>	<u>185,949</u>	<u>185,949</u>	
FUND BALANCE AT END OF YEAR	<u>\$ 155,836</u>	<u>\$ 155,836</u>	<u>\$ 186,414</u>	<u>\$ 30,578</u>

CITY OF ELYRIA, OHIO
SCHEDULE OF REVENUES, EXPENDITURES AND CHANGES IN FUND
BALANCE-BUDGET AND ACTUAL (NON-GAAP BUDGETARY BASIS)-
MUNI COURT SECURITY FUND-LEGAL APPROPRIATION LEVEL
FOR THE YEAR ENDED DECEMBER 31, 2011

	MUNI COURT SECURITY FUND			Variance with Final Budget Positive (Negative)
	<u>Budgeted Amounts</u>		<u>Actual</u>	
	<u>Original</u>	<u>Final</u>		
REVENUES				
Fines and forfeitures	\$ 124,000	\$ 130,000	\$ 130,004	\$ 4
TOTAL REVENUES	<u>124,000</u>	<u>130,000</u>	<u>130,004</u>	<u>4</u>
EXPENDITURES				
GENERAL GOVERNMENT				
Muni Court Security				
Personal services	110,000	116,200	116,037	163
Fringe benefits	20,357	20,457	20,379	78
Operation and maintenance	7,900	7,900	4,549	3,351
Total Muni Court Security	<u>138,257</u>	<u>144,557</u>	<u>140,965</u>	<u>3,592</u>
TOTAL GENERAL GOVERNMENT	<u>138,257</u>	<u>144,557</u>	<u>140,965</u>	<u>3,592</u>
TOTAL EXPENDITURES	<u>138,257</u>	<u>144,557</u>	<u>140,965</u>	<u>3,592</u>
Excess (deficiency) of revenues over expenditures	(14,257)	(14,557)	(10,961)	3,596
OTHER FINANCING SOURCES				
Transfers-in	7,000	15,000	15,000	
TOTAL OTHER FINANCING SOURCES	<u>7,000</u>	<u>15,000</u>	<u>15,000</u>	
Net change in fund balance	(7,257)	443	4,039	3,596
Adjustments for prior year encumbrances	1,546	1,546	1,546	
FUND BALANCE AT BEGINNING OF YEAR	<u>6,484</u>	<u>6,484</u>	<u>6,484</u>	
FUND BALANCE AT END OF YEAR	<u>\$ 773</u>	<u>\$ 8,473</u>	<u>\$ 12,069</u>	<u>\$ 3,596</u>

CITY OF ELYRIA, OHIO
SCHEDULE OF REVENUES, EXPENDITURES AND CHANGES IN FUND
BALANCE-BUDGET AND ACTUAL (NON-GAAP BUDGETARY BASIS)-
MUNICIPAL COURT CONSTRUCTION / IMPROVEMENT FUND-LEGAL APPROPRIATION LEVEL
FOR THE YEAR ENDED DECEMBER 31, 2011

	<u>MUNICIPAL COURT CONSTRUCTION / IMPROVEMENT FUND</u>			
	<u>Budgeted Amounts</u>			Variance
	<u>Original</u>	<u>Final</u>	<u>Actual</u>	with Final Budget Positive (Negative)
REVENUES				
Interest earnings	\$	\$	\$ 444	\$ 444
Fines and forfeitures	415,600	415,600	450,663	35,063
TOTAL REVENUES	415,600	415,600	451,107	35,507
EXPENDITURES				
GENERAL GOVERNMENT				
Muni Court Constr/Imp				
Operation and maintenance	33,777	33,777	21,792	11,985
Debt service - principal retirement	250,000	250,000	250,000	
Interest	391,163	391,163	387,741	3,422
Total Muni Court Constr/Imp	674,940	674,940	659,533	15,407
TOTAL GENERAL GOVERNMENT	674,940	674,940	659,533	15,407
TOTAL EXPENDITURES	674,940	674,940	659,533	15,407
Net change in fund balances	(259,340)	(259,340)	(208,426)	50,914
Adjustment for prior year encumbrances	17,411	17,411	17,411	
FUND BALANCE AT BEGINNING OF YEAR	677,974	677,974	677,974	
FUND BALANCE AT END OF YEAR	\$ 436,045	\$ 436,045	\$ 486,959	\$ 50,914

CITY OF ELYRIA, OHIO
SCHEDULE OF REVENUES, EXPENDITURES AND CHANGES IN FUND
BALANCE-BUDGET AND ACTUAL (NON-GAAP BUDGETARY BASIS)-
SPECIAL PARKING FINES FUND-LEGAL APPROPRIATION LEVEL
FOR THE YEAR ENDED DECEMBER 31, 2011

	<u>SPECIAL PARKING FINES FUND</u>			Variance with Final Budget Positive (Negative)
	<u>Budgeted Amounts</u>		<u>Actual</u>	
	<u>Original</u>	<u>Final</u>		
REVENUES				
Fines and forfeitures	\$ 1,900	\$ 17,900	\$ 1,984	\$ (15,916)
TOTAL REVENUES	<u>1,900</u>	<u>17,900</u>	<u>1,984</u>	<u>(15,916)</u>
EXPENDITURES				
GENERAL GOVERNMENT				
Special Parking Fines				
Operation and maintenance	7,000	7,000	80	6,920
Capital outlay	22,000	22,000	12,111	9,889
Total Special Parking Fines	<u>29,000</u>	<u>29,000</u>	<u>12,191</u>	<u>16,809</u>
TOTAL GENERAL GOVERNMENT	<u>29,000</u>	<u>29,000</u>	<u>12,191</u>	<u>16,809</u>
TOTAL EXPENDITURES	<u>29,000</u>	<u>29,000</u>	<u>12,191</u>	<u>16,809</u>
Net change in fund balance	(27,100)	(11,100)	(10,207)	893
FUND BALANCE AT BEGINNING OF YEAR	<u>27,314</u>	<u>27,314</u>	<u>27,314</u>	
FUND BALANCE AT END OF YEAR	<u>\$ 214</u>	<u>\$ 16,214</u>	<u>\$ 17,107</u>	<u>\$ 893</u>

CITY OF ELYRIA, OHIO
SCHEDULE OF REVENUES, EXPENDITURES AND CHANGES IN FUND
BALANCE-BUDGET AND ACTUAL (NON-GAAP BUDGETARY BASIS)-
LEGAL RESEARCH & COURT COMPUTERIZATION FUND - LEGAL APPROPRIATION LEVEL
FOR THE YEAR ENDED DECEMBER 31, 2011

	LEGAL RESEARCH & COURT COMPUTERIZATION FUND			
	<u>Budgeted Amounts</u>			Variance with Final Budget
	<u>Original</u>	<u>Final</u>	<u>Actual</u>	Positive (Negative)
REVENUES				
Fines and forfeitures	\$ 43,000	\$ 43,000	\$ 44,283	\$ 1,283
TOTAL REVENUES	<u>43,000</u>	<u>43,000</u>	<u>44,283</u>	<u>1,283</u>
EXPENDITURES				
GENERAL GOVERNMENT				
Legal Research & Court Computerization				
Personal services	26,685	26,685	22,437	4,248
Fringe benefits	10,417	10,417	8,273	2,144
Operation and maintenance	35,175	35,175	33,568	1,607
Total Legal Research & Court Comp.	<u>72,277</u>	<u>72,277</u>	<u>64,278</u>	<u>7,999</u>
TOTAL GENERAL GOVERNMENT	<u>72,277</u>	<u>72,277</u>	<u>64,278</u>	<u>7,999</u>
TOTAL EXPENDITURES	<u>72,277</u>	<u>72,277</u>	<u>64,278</u>	<u>7,999</u>
Net change in fund balance	(29,277)	(29,277)	(19,995)	9,282
Adjustments for prior year encumbrances	13,130	13,130	13,130	
FUND BALANCE AT BEGINNING OF YEAR	<u>116,182</u>	<u>116,182</u>	<u>116,182</u>	
FUND BALANCE AT END OF YEAR	<u>\$ 100,035</u>	<u>\$ 100,035</u>	<u>\$ 109,317</u>	<u>\$ 9,282</u>

CITY OF ELYRIA, OHIO
SCHEDULE OF REVENUES, EXPENDITURES AND CHANGES IN FUND
BALANCE-BUDGET AND ACTUAL (NON-GAAP BUDGETARY BASIS)-
SPECIAL COURT MAINTENANCE FUND - LEGAL APPROPRIATION LEVEL
FOR THE YEAR ENDED DECEMBER 31, 2011

	SPECIAL COURT MAINTENANCE FUND			
	<u>Budgeted Amounts</u>			Variance
	<u>Original</u>	<u>Final</u>	<u>Actual</u>	with Final Budget Positive (Negative)
REVENUES				
Fines and forfeitures	\$ 13,800	\$ 13,800	\$ 14,239	\$ 439
TOTAL REVENUES	<u>13,800</u>	<u>13,800</u>	<u>14,239</u>	<u>439</u>
EXPENDITURES				
GENERAL GOVERNMENT				
Special Court Maintenance				
Operation and maintenance	<u>12,600</u>	<u>13,831</u>	<u>13,498</u>	<u>333</u>
Total Special Court Maintenance	<u>12,600</u>	<u>13,831</u>	<u>13,498</u>	<u>333</u>
TOTAL GENERAL GOVERNMENT	<u>12,600</u>	<u>13,831</u>	<u>13,498</u>	<u>333</u>
TOTAL EXPENDITURES	<u>12,600</u>	<u>13,831</u>	<u>13,498</u>	<u>333</u>
Net change in fund balance	1,200	(31)	741	772
FUND BALANCE AT BEGINNING OF YEAR	<u>14,338</u>	<u>14,338</u>	<u>14,338</u>	
FUND BALANCE AT END OF YEAR	<u>\$ 15,538</u>	<u>\$ 14,307</u>	<u>\$ 15,079</u>	<u>\$ 772</u>

CITY OF ELYRIA, OHIO
SCHEDULE OF REVENUES, EXPENDITURES AND CHANGES IN FUND
BALANCE-BUDGET AND ACTUAL (NON-GAAP BUDGETARY BASIS)-
MUNI COURT SPECIAL COLLECTIONS FUND - LEGAL APPROPRIATION LEVEL
FOR THE YEAR ENDED DECEMBER 31, 2011

	<u>MUNI COURT SPECIAL COLLECTIONS FUND</u>			
	<u>Budgeted Amounts</u>			Variance
	<u>Original</u>	<u>Final</u>	<u>Actual</u>	with Final Budget Positive (Negative)
REVENUES				
Fines and forfeitures	\$ 95,000	\$ 87,000	\$ 87,810	\$ 810
TOTAL REVENUES	<u>95,000</u>	<u>87,000</u>	<u>87,810</u>	<u>810</u>
EXPENDITURES				
GENERAL GOVERNMENT				
Special Collections				
Personal services	80,331	75,331	71,363	3,968
Fringe benefits	30,458	35,458	34,917	541
Operation and maintenance	3,175	3,175	2,994	181
Total Special Collections	<u>113,964</u>	<u>113,964</u>	<u>109,274</u>	<u>4,690</u>
TOTAL GENERAL GOVERNMENT	<u>113,964</u>	<u>113,964</u>	<u>109,274</u>	<u>4,690</u>
TOTAL EXPENDITURES	<u>113,964</u>	<u>113,964</u>	<u>109,274</u>	<u>4,690</u>
Excess (deficiency) of revenues over expenditures	(18,964)	(26,964)	(21,464)	5,500
OTHER FINANCING (USES)				
Transfers out		(15,000)	(15,000)	
TOTAL OTHER FINANCING (USES)		<u>(15,000)</u>	<u>(15,000)</u>	
Net change in fund balance	(18,964)	(41,964)	(36,464)	5,500
FUND BALANCE AT BEGINNING OF YEAR	<u>218,176</u>	<u>218,176</u>	<u>218,176</u>	
FUND BALANCE AT END OF YEAR	<u>\$ 199,212</u>	<u>\$ 176,212</u>	<u>\$ 181,712</u>	<u>\$ 5,500</u>

CITY OF ELYRIA, OHIO
SCHEDULE OF REVENUES, EXPENDITURES AND CHANGES IN FUND
BALANCE-BUDGET AND ACTUAL (NON-GAAP BUDGETARY BASIS)-
FOOD SERVICE OPERATIONS FUND-LEGAL APPROPRIATION LEVEL
FOR THE YEAR ENDED DECEMBER 31, 2011

	FOOD SERVICE OPERATIONS FUND			Variance with Final Budget Positive (Negative)
	<u>Budgeted Amounts</u>		<u>Actual</u>	
	<u>Original</u>	<u>Final</u>		
REVENUES				
Licenses and permits	\$ 42,400	\$ 42,400	\$ 47,797	\$ 5,397
TOTAL REVENUES	<u>42,400</u>	<u>42,400</u>	<u>47,797</u>	<u>5,397</u>
EXPENDITURES				
HEALTH				
Food Service				
Personal services	35,375	41,575	38,146	3,429
Fringe benefits	10,959	10,959	8,848	2,111
Operation and maintenance	3,666	3,666	1,761	1,905
Total Food Service	<u>50,000</u>	<u>56,200</u>	<u>48,755</u>	<u>7,445</u>
TOTAL HEALTH	<u>50,000</u>	<u>56,200</u>	<u>48,755</u>	<u>7,445</u>
TOTAL EXPENDITURES	<u>50,000</u>	<u>56,200</u>	<u>48,755</u>	<u>7,445</u>
Excess (deficiency) of revenues over expenditures	(7,600)	(13,800)	(958)	12,842
FUND BALANCE AT BEGINNING OF YEAR	<u>52,085</u>	<u>52,085</u>	<u>52,085</u>	
FUND BALANCE AT END OF YEAR	<u>\$ 44,485</u>	<u>\$ 38,285</u>	<u>\$ 51,127</u>	<u>\$ 12,842</u>

CITY OF ELYRIA, OHIO
SCHEDULE OF REVENUES, EXPENDITURES AND CHANGES IN FUND
BALANCE-BUDGET AND ACTUAL (NON-GAAP BUDGETARY BASIS)-
DENTAL HEALTH GRANT FUND-LEGAL APPROPRIATION LEVEL
FOR THE YEAR ENDED DECEMBER 31, 2011

	<u>DENTAL HEALTH GRANT FUND</u>			Variance with Final Budget Positive (Negative)
	<u>Budgeted Amounts</u>		<u>Actual</u>	
	<u>Original</u>	<u>Final</u>		
REVENUES				
Intergovernmental revenues	\$ 45,000	\$ 45,000	\$ 62,446	\$ 17,446
TOTAL REVENUES	<u>45,000</u>	<u>45,000</u>	<u>62,446</u>	<u>17,446</u>
EXPENDITURES				
HEALTH				
Dental Sealant Program				
Personal services	21,237	36,937	33,089	3,848
Fringe benefits	3,865	6,365	5,753	612
Operation and maintenance	19,898	19,898	18,333	1,565
Total Dental Sealant Program	<u>45,000</u>	<u>63,200</u>	<u>57,175</u>	<u>6,025</u>
TOTAL HEALTH	<u>45,000</u>	<u>63,200</u>	<u>57,175</u>	<u>6,025</u>
TOTAL EXPENDITURES	<u>45,000</u>	<u>63,200</u>	<u>57,175</u>	<u>6,025</u>
Net change in fund balance		(18,200)	5,271	23,471
FUND BALANCE AT BEGINNING OF YEAR	<u>92,091</u>	<u>92,091</u>	<u>92,091</u>	
FUND BALANCE AT END OF YEAR	<u><u>\$ 92,091</u></u>	<u><u>\$ 73,891</u></u>	<u><u>\$ 97,362</u></u>	<u><u>\$ 23,471</u></u>

CITY OF ELYRIA, OHIO
SCHEDULE OF REVENUES, EXPENDITURES AND CHANGES IN FUND
BALANCE-BUDGET AND ACTUAL (NON-GAAP BUDGETARY BASIS)-
HOUSEHOLD SEWAGE DISPOSAL PERMIT FEE FUND-LEGAL APPROPRIATION LEVEL
FOR THE YEAR ENDED DECEMBER 31, 2011

HOUSEHOLD SEWAGE DISPOSAL PERMIT FEE FUND				
	<u>Budgeted Amounts</u>		<u>Actual</u>	Variance with Final Budget Positive (Negative)
	<u>Original</u>	<u>Final</u>		
REVENUES				
Licenses and permits	\$ 480	\$ 480	\$ 490	\$ 10
TOTAL REVENUES	480	480	490	10
Net change in fund balance	480	480	490	10
FUND BALANCE AT BEGINNING OF YEAR	3,395	3,395	3,395	
FUND BALANCE AT END OF YEAR	\$ 3,875	\$ 3,875	\$ 3,885	\$ 10

CITY OF ELYRIA, OHIO
 SCHEDULE OF REVENUES, EXPENDITURES AND CHANGES IN FUND
 BALANCE-BUDGET AND ACTUAL (NON-GAAP BUDGETARY BASIS)-
 MANUFACTURED HOME/PARK PLACEMENT FEE FUND-LEGAL APPROPRIATION LEVEL
 FOR THE YEAR ENDED DECEMBER 31, 2011

	<u>MANUFACTURED HOME/PARK PLACEMENT FEE FUND</u>			
	<u>Budgeted Amounts</u>			Variance with Final Budget Positive (Negative)
	<u>Original</u>	<u>Final</u>	<u>Actual</u>	<u>(Negative)</u>
REVENUES				
Licenses and permits	\$ 1,700	\$ 1,700	\$ 338	\$ (1,362)
TOTAL REVENUES	<u>1,700</u>	<u>1,700</u>	<u>338</u>	<u>(1,362)</u>
Net change in fund balance	1,700	1,700	338	(1,362)
FUND BALANCE AT BEGINNING OF YEAR	<u>4,983</u>	<u>4,983</u>	<u>4,983</u>	
FUND BALANCE AT END OF YEAR	<u>\$ 6,683</u>	<u>\$ 6,683</u>	<u>\$ 5,321</u>	<u>\$ (1,362)</u>

CITY OF ELYRIA, OHIO
SCHEDULE OF REVENUES, EXPENDITURES AND CHANGES IN FUND
BALANCE-BUDGET AND ACTUAL (NON-GAAP BUDGETARY BASIS)-
SPECIAL TRAFFIC MAGISTRATE FUND-LEGAL APPROPRIATION LEVEL
FOR THE YEAR ENDED DECEMBER 31, 2011

	SPECIAL TRAFFIC MAGISTRATE FUND			
	<u>Budgeted Amounts</u>			Variance
	<u>Original</u>	<u>Final</u>	<u>Actual</u>	with Final Budget Positive (Negative)
REVENUES				
Fines and forfeitures	\$ 30,000	\$ 30,000	\$ 31,302	\$ 1,302
TOTAL REVENUES	<u>30,000</u>	<u>30,000</u>	<u>31,302</u>	<u>1,302</u>
EXPENDITURES				
GENERAL GOVERNMENT				
Special Traffic Magistrate				
Personal services	22,000	22,000	15,054	6,946
Fringe benefits	3,940	3,940	2,826	1,114
Operating & maintenance	2,425	2,425	1,137	1,288
Total Special Traffic Magistrate	<u>28,365</u>	<u>28,365</u>	<u>19,017</u>	<u>9,348</u>
TOTAL GENERAL GOVERNMENT	<u>28,365</u>	<u>28,365</u>	<u>19,017</u>	<u>9,348</u>
TOTAL EXPENDITURES	<u>28,365</u>	<u>28,365</u>	<u>19,017</u>	<u>9,348</u>
Excess (deficiency) of revenues over expenditures	1,635	1,635	12,285	10,650
FUND BALANCE AT BEGINNING OF YEAR	<u>36,069</u>	<u>36,069</u>	<u>36,069</u>	
FUND BALANCE AT END OF YEAR	<u>\$ 37,704</u>	<u>\$ 37,704</u>	<u>\$ 48,354</u>	<u>\$ 10,650</u>

CITY OF ELYRIA, OHIO
SCHEDULE OF REVENUES, EXPENDITURES AND CHANGES IN FUND
BALANCE-BUDGET AND ACTUAL (NON-GAAP BUDGETARY BASIS)-
SWIMMING POOL INSPECTION FUND-LEGAL APPROPRIATION LEVEL
FOR THE YEAR ENDED DECEMBER 31, 2011

	<u>SWIMMING POOL INSPECTION FUND</u>			Variance with Final Budget Positive (Negative)
	<u>Budgeted Amounts</u>		<u>Actual</u>	
	<u>Original</u>	<u>Final</u>		
REVENUES				
Licenses and permits	\$ 3,000	\$ 3,000	\$ 2,963	\$ (37)
TOTAL REVENUES	<u>3,000</u>	<u>3,000</u>	<u>2,963</u>	<u>(37)</u>
EXPENDITURES				
HEALTH				
Swimming Pool Inspection				
Personal services	1,590	1,590		1,590
Fringe benefits	220	220		220
Operation and maintenance	500	500	164	336
Total Swimming Pool Inspection	<u>2,310</u>	<u>2,310</u>	<u>164</u>	<u>2,146</u>
TOTAL HEALTH	<u>2,310</u>	<u>2,310</u>	<u>164</u>	<u>2,146</u>
TOTAL EXPENDITURES	<u>2,310</u>	<u>2,310</u>	<u>164</u>	<u>2,146</u>
Excess (deficiency) of revenues over expenditures	690	690	2,799	2,109
FUND BALANCE AT BEGINNING OF YEAR	<u>1,936</u>	<u>1,936</u>	<u>1,936</u>	
FUND BALANCE AT END OF YEAR	<u>\$ 2,626</u>	<u>\$ 2,626</u>	<u>\$ 4,735</u>	<u>\$ 2,109</u>

CITY OF ELYRIA, OHIO
SCHEDULE OF REVENUES, EXPENDITURES AND CHANGES IN FUND
BALANCE-BUDGET AND ACTUAL (NON-GAAP BUDGETARY BASIS)-
LAW ENFORCEMENT FUND-LEGAL APPROPRIATION LEVEL
FOR THE YEAR ENDED DECEMBER 31, 2011

	LAW ENFORCEMENT FUND			
	<u>Budgeted Amounts</u>			Variance with Final Budget Positive (Negative)
	<u>Original</u>	<u>Final</u>	<u>Actual</u>	<u>(Negative)</u>
REVENUES				
Fines and forfeitures	\$ 49,000	\$ 49,000	\$ 51,773	\$ 2,773
TOTAL REVENUES	49,000	49,000	51,773	2,773
EXPENDITURES				
PUBLIC SAFETY				
Law Enforcement				
Operation and maintenance	39,500	90,000	89,659	341
Total Law Enforcement	39,500	90,000	89,659	341
TOTAL PUBLIC SAFETY	39,500	90,000	89,659	341
TOTAL EXPENDITURES	39,500	90,000	89,659	341
Excess (deficiency) of revenues over expenditures	9,500	(41,000)	(37,886)	3,114
Adjustment for prior year encumbrances	29,500	29,500	29,500	
FUND BALANCE AT BEGINNING OF YEAR	28,883	28,883	28,883	
FUND BALANCE AT END OF YEAR	\$ 67,883	\$ 17,383	\$ 20,497	\$ 3,114

CITY OF ELYRIA, OHIO
SCHEDULE OF REVENUES, EXPENDITURES AND CHANGES IN FUND
BALANCE-BUDGET AND ACTUAL (NON-GAAP BUDGETARY BASIS)-
MANDATORY DRUG FINE FUND-LEGAL APPROPRIATION LEVEL
FOR THE YEAR ENDED DECEMBER 31, 2011

	MANDATORY DRUG FINE FUND			
	<u>Budgeted Amounts</u>			Variance
	<u>Original</u>	<u>Final</u>	<u>Actual</u>	with Final Budget Positive (Negative)
REVENUES				
Fines and forfeitures	\$ 7,000	\$ 6,600	\$ 3,890	\$ (2,710)
TOTAL REVENUES	<u>7,000</u>	<u>6,600</u>	<u>3,890</u>	<u>(2,710)</u>
EXPENDITURES				
PUBLIC SAFETY				
Mandatory Drug Fine				
Operation and maintenance	10,000	10,000	2,800	7,200
Total Mandatory Drug Fine	<u>10,000</u>	<u>10,000</u>	<u>2,800</u>	<u>7,200</u>
TOTAL PUBLIC SAFETY	<u>10,000</u>	<u>10,000</u>	<u>2,800</u>	<u>7,200</u>
TOTAL EXPENDITURES	<u>10,000</u>	<u>10,000</u>	<u>2,800</u>	<u>7,200</u>
Net change in fund balance	(3,000)	(3,400)	1,090	4,490
Adjustment for prior year encumbrances	700	700	700	
FUND BALANCE AT BEGINNING OF YEAR	<u>2,705</u>	<u>2,705</u>	<u>2,705</u>	
FUND BALANCE AT END OF YEAR	<u>\$ 405</u>	<u>\$ 5</u>	<u>\$ 4,495</u>	<u>\$ 4,490</u>

CITY OF ELYRIA, OHIO
SCHEDULE OF REVENUES, EXPENDITURES AND CHANGES IN FUND
BALANCE-BUDGET AND ACTUAL (NON-GAAP BUDGETARY BASIS)-
INDIGENT DRIVERS ALCOHOL TREATMENT FUND-LEGAL APPROPRIATION LEVEL
FOR THE YEAR ENDED DECEMBER 31, 2011

	INDIGENT DRIVERS ALCOHOL TREATMENT FUND			
	<u>Budgeted Amounts</u>			Variance
	<u>Original</u>	<u>Final</u>	<u>Actual</u>	with Final Budget Positive (Negative)
REVENUES				
Fines and forfeitures	\$ 69,000	\$ 61,000	\$ 77,806	\$ 16,806
TOTAL REVENUES	<u>69,000</u>	<u>61,000</u>	<u>77,806</u>	<u>16,806</u>
EXPENDITURES				
GENERAL GOVERNMENT				
Indigent Drivers Alcohol Treatment				
Operation and maintenance	<u>165,192</u>	<u>165,192</u>	<u>124,911</u>	<u>40,281</u>
Total Indigent Drivers Alcohol Treatment	<u>165,192</u>	<u>165,192</u>	<u>124,911</u>	<u>40,281</u>
TOTAL GENERAL GOVERNMENT	<u>165,192</u>	<u>165,192</u>	<u>124,911</u>	<u>40,281</u>
TOTAL EXPENDITURES	<u>165,192</u>	<u>165,192</u>	<u>124,911</u>	<u>40,281</u>
Net change in fund balance	(96,192)	(104,192)	(47,105)	57,087
FUND BALANCE AT BEGINNING OF YEAR	<u>437,403</u>	<u>437,403</u>	<u>437,403</u>	
FUND BALANCE AT END OF YEAR	<u><u>\$ 341,211</u></u>	<u><u>\$ 333,211</u></u>	<u><u>\$ 390,298</u></u>	<u><u>\$ 57,087</u></u>

CITY OF ELYRIA, OHIO
SCHEDULE OF REVENUES, EXPENDITURES AND CHANGES IN FUND
BALANCE-BUDGET AND ACTUAL (NON-GAAP BUDGETARY BASIS)-
ALCOHOL ENFORCEMENT AND EDUCATION FUND-LEGAL APPROPRIATION LEVEL
FOR THE YEAR ENDED DECEMBER 31, 2011

ALCOHOL ENFORCEMENT AND EDUCATION FUND				
	<u>Budgeted Amounts</u>			Variance
	<u>Original</u>	<u>Final</u>	<u>Actual</u>	with Final Budget Positive (Negative)
REVENUES				
Fines and forfeitures	\$ 3,000	\$ 3,000	\$ 4,903	\$ 1,903
TOTAL REVENUES	<u>3,000</u>	<u>3,000</u>	<u>4,903</u>	<u>1,903</u>
EXPENDITURES				
GENERAL GOVERNMENT				
Alcohol Enforcement and Education				
Personal services		12,000		12,000
Fringe benefits		4,000		4,000
Total Alcohol Enforcement and Education		<u>16,000</u>		<u>16,000</u>
TOTAL GENERAL GOVERNMENT		<u>16,000</u>		<u>16,000</u>
TOTAL EXPENDITURES		<u>16,000</u>		<u>16,000</u>
Net change in fund balance	3,000	(13,000)	4,903	17,903
FUND BALANCE AT BEGINNING OF YEAR	<u>14,904</u>	<u>14,904</u>	<u>14,904</u>	
FUND BALANCE AT END OF YEAR	<u>\$ 17,904</u>	<u>\$ 1,904</u>	<u>\$ 19,807</u>	<u>\$ 17,903</u>

CITY OF ELYRIA, OHIO
SCHEDULE OF REVENUES, EXPENDITURES AND CHANGES IN FUND
BALANCE-BUDGET AND ACTUAL (NON-GAAP BUDGETARY BASIS)-
POLICE LEVY FUND-LEGAL APPROPRIATION LEVEL
FOR THE YEAR ENDED DECEMBER 31, 2011

	POLICE LEVY FUND			Variance with Final Budget Positive (Negative)
	<u>Budgeted Amounts</u>		<u>Actual</u>	
	<u>Original</u>	<u>Final</u>		
REVENUES				
Taxes	\$ 2,850,000	\$ 3,106,000	\$ 3,095,410	\$ (10,590)
Intergovernmental revenues		37,900	96,479	58,579
Interest earnings			13	13
Miscellaneous revenues	20,000	26,100	30,020	3,920
TOTAL REVENUES	2,870,000	3,170,000	3,221,922	51,922
EXPENDITURES				
PUBLIC SAFETY				
Police Levy				
Personal services	1,891,506	1,996,293	1,961,620	34,673
Fringe benefits	721,564	687,564	652,534	35,030
Operation and maintenance	393,127	422,127	414,439	7,688
Capital outlay	227,000	300,000	298,695	1,305
Total Police Levy	3,233,197	3,405,984	3,327,288	78,696
TOTAL PUBLIC SAFETY	3,233,197	3,405,984	3,327,288	78,696
TOTAL EXPENDITURES	3,233,197	3,405,984	3,327,288	78,696
Excess (deficiency) of revenues over expenditures	(363,197)	(235,984)	(105,366)	130,618
Adjustment for prior year encumbrances	211,720	211,720	211,720	
FUND BALANCE AT BEGINNING OF YEAR	406,448	406,448	406,448	
FUND BALANCE AT END OF YEAR	\$ 254,971	\$ 382,184	\$ 512,802	\$ 130,618

CITY OF ELYRIA, OHIO
SCHEDULE OF REVENUES, EXPENDITURES AND CHANGES IN FUND
BALANCE-BUDGET AND ACTUAL (NON-GAAP BUDGETARY BASIS)-
WAGNER TRUST FUND-LEGAL APPROPRIATION LEVEL
FOR THE YEAR ENDED DECEMBER 31, 2011

	WAGNER TRUST FUND			
	<u>Budgeted Amounts</u>			Variance
	<u>Original</u>	<u>Final</u>	<u>Actual</u>	with Final Budget Positive (Negative)
REVENUES				
Miscellaneous revenues	\$ 4,035	\$ 4,115	\$ 4,215	\$ 100
TOTAL REVENUES	<u>4,035</u>	<u>4,115</u>	<u>4,215</u>	<u>100</u>
EXPENDITURES				
CULTURE AND RECREATION				
Wagner Trust				
Personal services	9,000	13,500	7,807	5,693
Fringe benefits	1,571	1,571	1,385	186
Operating and maintenance	2,000	2,000	1,940	60
Total Wagner Trust	<u>12,571</u>	<u>17,071</u>	<u>11,132</u>	<u>5,939</u>
TOTAL CULTURE AND RECREATION	<u>12,571</u>	<u>17,071</u>	<u>11,132</u>	<u>5,939</u>
TOTAL EXPENDITURES	<u>12,571</u>	<u>17,071</u>	<u>11,132</u>	<u>5,939</u>
Net change in fund balance	(8,536)	(12,956)	(6,917)	6,039
FUND BALANCE AT BEGINNING OF YEAR	<u>12,956</u>	<u>12,956</u>	<u>12,956</u>	
FUND BALANCE AT END OF YEAR	<u><u>\$ 4,420</u></u>	<u><u>\$</u></u>	<u><u>\$ 6,039</u></u>	<u><u>\$ 6,039</u></u>

CITY OF ELYRIA, OHIO
SCHEDULE OF REVENUES, EXPENDITURES AND CHANGES IN FUND
BALANCE-BUDGET AND ACTUAL (NON-GAAP BUDGETARY BASIS)-
ELY PARK TRUST FUND-LEGAL APPROPRIATION LEVEL
FOR THE YEAR ENDED DECEMBER 31, 2011

	ELY PARK TRUST FUND			Variance with Final Budget Positive (Negative)
	<u>Budgeted Amounts</u>		<u>Actual</u>	
	<u>Original</u>	<u>Final</u>		
REVENUES				
Miscellaneous revenues	\$	\$ 10,000	\$ 10,000	\$
TOTAL REVENUES		10,000	10,000	
EXPENDITURES				
CULTURE AND RECREATION				
Ely Park Trust				
Operating and maintenance		10,000	9,128	872
Total Ely Park Trust		10,000	9,128	872
TOTAL CULTURE AND RECREATION		10,000	9,128	872
TOTAL EXPENDITURES		10,000	9,128	872
Net change in fund balance			872	872
FUND BALANCE AT END OF YEAR	\$	\$	\$ 872	\$ 872

CITY OF ELYRIA, OHIO
SCHEDULE OF REVENUES, EXPENDITURES AND CHANGES IN FUND
BALANCE-BUDGET AND ACTUAL (NON-GAAP BUDGETARY BASIS)-
FINDLEY TRUST FUND-LEGAL APPROPRIATION LEVEL
FOR THE YEAR ENDED DECEMBER 31, 2011

	FINDLEY TRUST FUND			Variance with Final Budget Positive (Negative)
	<u>Budgeted Amounts</u>		<u>Actual</u>	
	<u>Original</u>	<u>Final</u>		
REVENUES				
Miscellaneous revenues	\$ 40,000	\$ 40,000	\$ 50,521	\$ 10,521
TOTAL REVENUES	<u>40,000</u>	<u>40,000</u>	<u>50,521</u>	<u>10,521</u>
EXPENDITURES				
CULTURE AND RECREATION				
Findley Trust				
Personal services	25,000	25,000	1,530	23,470
Fringe benefits	4,363	4,363	733	3,630
Operation and maintenance	32,100	42,100	28,248	13,852
Capital outlay	25,000	15,000	12,781	2,219
Total Findley Trust	<u>86,463</u>	<u>86,463</u>	<u>43,292</u>	<u>43,171</u>
TOTAL CULTURE AND RECREATION	<u>86,463</u>	<u>86,463</u>	<u>43,292</u>	<u>43,171</u>
TOTAL EXPENDITURES	<u>86,463</u>	<u>86,463</u>	<u>43,292</u>	<u>43,171</u>
Net change in fund balance	(46,463)	(46,463)	7,229	53,692
Adjustment for prior year encumbrances	1,046	1,046	1,046	
FUND BALANCE AT BEGINNING OF YEAR	<u>260,664</u>	<u>260,664</u>	<u>260,664</u>	
FUND BALANCE AT END OF YEAR	<u>\$ 215,247</u>	<u>\$ 215,247</u>	<u>\$ 268,939</u>	<u>\$ 53,692</u>

CITY OF ELYRIA, OHIO
SCHEDULE OF REVENUES, EXPENDITURES AND CHANGES IN FUND
BALANCE-BUDGET AND ACTUAL (NON-GAAP BUDGETARY BASIS)-
CEMETERY MAINTENANCE AND IMPROVEMENT FUND-LEGAL APPROPRIATION LEVEL
FOR THE YEAR ENDED DECEMBER 31, 2011

CEMETERY MAINTENANCE AND IMPROVEMENT FUND				
	<u>Budgeted Amounts</u>			Variance with Final Budget Positive (Negative)
	<u>Original</u>	<u>Final</u>	<u>Actual</u>	<u>(Negative)</u>
REVENUES				
Charges for services	\$ 70,000	\$ 67,908	\$ 66,865	\$ (1,043)
TOTAL REVENUES	70,000	67,908	66,865	(1,043)
EXPENDITURES				
HEALTH				
Cemetery Maintenance and Improvement				
Personal services	75,975	75,975	68,319	7,656
Fringe benefits	31,942	31,942	29,258	2,684
Operation and maintenance	50,025	50,025	39,860	10,165
Total Cemetery Maintenance and Improvement	157,942	157,942	137,437	20,505
TOTAL HEALTH	157,942	157,942	137,437	20,505
TOTAL EXPENDITURES	157,942	157,942	137,437	20,505
Net change in fund balance	(87,942)	(90,034)	(70,572)	19,462
Adjustment for prior year encumbrances	1,284	1,284	1,284	
FUND BALANCE AT BEGINNING OF YEAR	88,750	88,750	88,750	
FUND BALANCE AT END OF YEAR	\$ 2,092	\$	\$ 19,462	\$ 19,462

CITY OF ELYRIA, OHIO
SCHEDULE OF REVENUES, EXPENDITURES AND CHANGES IN FUND
BALANCE-BUDGET AND ACTUAL (NON-GAAP BUDGETARY BASIS)-
BROWNFIELD PETROLEUM ASSESSMENT GRANT FUND-LEGAL APPROPRIATION LEVEL
FOR THE YEAR ENDED DECEMBER 31, 2011

	BROWNFIELD PETROLEUM ASSESSMENT GRANT FUND			
	<u>Budgeted Amounts</u>			Variance
	<u>Original</u>	<u>Final</u>	<u>Actual</u>	with Final Budget Positive (Negative)
REVENUES				
Intergovernmental revenues	\$ 70,541	\$ 70,541	\$ 59,385	\$ (11,156)
TOTAL REVENUES	<u>70,541</u>	<u>70,541</u>	<u>59,385</u>	<u>(11,156)</u>
EXPENDITURES				
COMMUNITY ENVIRONMENT				
Brownfield Petroleum Assessment				
Operation and maintenance	<u>70,541</u>	<u>70,541</u>	<u>65,772</u>	<u>4,769</u>
Total Brownfield Petroleum Assessment	<u>70,541</u>	<u>70,541</u>	<u>65,772</u>	<u>4,769</u>
TOTAL COMMUNITY ENVIRONMENT	<u>70,541</u>	<u>70,541</u>	<u>65,772</u>	<u>4,769</u>
TOTAL EXPENDITURES	<u>70,541</u>	<u>70,541</u>	<u>65,772</u>	<u>4,769</u>
Excess (deficiency) of revenues over expenditures			(6,387)	(6,387)
Adjustment for prior year encumbrances	67,217	67,217	67,217	
FUND (DEFICIT) AT BEGINNING OF YEAR	<u>(67,217)</u>	<u>(67,217)</u>	<u>(67,217)</u>	
FUND BALANCE (DEFICIT) AT END OF YEAR	<u>\$</u>	<u>\$</u>	<u>\$ (6,387)</u>	<u>\$ (6,387)</u>

CITY OF ELYRIA, OHIO
SCHEDULE OF REVENUES, EXPENDITURES AND CHANGES IN FUND
BALANCE-BUDGET AND ACTUAL (NON-GAAP BUDGETARY BASIS)-
BROWNFIELD HAZARDOUS ASSESSMENT GRANT FUND-LEGAL APPROPRIATION LEVEL
FOR THE YEAR ENDED DECEMBER 31, 2011

	BROWNFIELD HAZARDOUS ASSESSMENT GRANT FUND			
	<u>Budgeted Amounts</u>			Variance with Final Budget Positive (Negative)
	<u>Original</u>	<u>Final</u>	<u>Actual</u>	<u>(Negative)</u>
REVENUES				
Intergovernmental revenues	\$ _____	\$ 83,666	\$ 61,315	\$ (22,351)
TOTAL REVENUES	_____	83,666	61,315	(22,351)
EXPENDITURES				
COMMUNITY ENVIRONMENT				
Brownfield Hazardous Assessment				
Operation and maintenance	83,666	83,666	83,389	277
Total Brownfield Hazardous Assessment	83,666	83,666	83,389	277
TOTAL COMMUNITY ENVIRONMENT	83,666	83,666	83,389	277
TOTAL EXPENDITURES	83,666	83,666	83,389	277
Excess (deficiency) of revenues over expenditures	(83,666)		(22,074)	(22,074)
Adjustment for prior year encumbrances	80,341	80,341	80,341	
FUND (DEFICIT) AT BEGINNING OF YEAR	(76,710)	(76,710)	(76,710)	
FUND BALANCE (DEFICIT) AT END OF YEAR	<u>\$ (80,035)</u>	<u>\$ 3,631</u>	<u>\$ (18,443)</u>	<u>\$ (22,074)</u>

CITY OF ELYRIA, OHIO
SCHEDULE OF REVENUES, EXPENDITURES AND CHANGES IN FUND
BALANCE-BUDGET AND ACTUAL (NON-GAAP BUDGETARY BASIS)-
NEIGHBORHOOD STABILIZATION PROGRAM GRANT FUND-LEGAL APPROPRIATION LEVEL
FOR THE YEAR ENDED DECEMBER 31, 2011

	NEIGHBORHOOD STABILIZATION PROGRAM GRANT FUND			Variance with Final Budget Positive (Negative)
	<u>Budgeted Amounts</u>		<u>Actual</u>	
	<u>Original</u>	<u>Final</u>		
REVENUES				
Intergovernmental revenues	\$ 680,234	\$ 680,234	\$ 651,283	\$ (28,951)
Charges for service			40	40
TOTAL REVENUES	680,234	680,234	651,323	(28,911)
EXPENDITURES				
COMMUNITY ENVIRONMENT				
Neighborhood Stability				
Personal services	76,642	78,642	56,666	21,976
Fringe benefits	18,639	20,639	18,929	1,710
Operation and maintenance	8,445	12,690	8,032	4,658
Total Neighborhood Stability	103,726	111,971	83,627	28,344
Neighborhood Stabilization - Rehab				
Personal services	20,495	20,495	18,412	2,083
Fringe benefits	5,534	5,534	5,302	232
Operation and maintenance	324,973	352,182	345,294	6,888
Total Neighborhood Stabilization - Rehab	351,002	378,211	369,008	9,203
Neighborhood Stabilization - Demolition				
Operation and maintenance	76,631	76,846	67,506	9,340
Capital outlay	20,000	20,000		20,000
Total Neighborhood Stabilization - Demolition	96,631	96,846	67,506	29,340
Neighborhood Stabilization - Land Bank				
Personal services	5,642	5,642	2,630	3,012
Fringe benefits	790	790	758	32
Operation and maintenance	33,798	33,798	29,849	3,949
Total Neighborhood Stabilization - Land Bank	40,230	40,230	33,237	6,993
Neighborhood Stabilization - Reconstruction				
Capital outlay	10,093	9,878	9,878	
Total Neighborhood Stabilization - Reconstruction	10,093	9,878	9,878	
TOTAL COMMUNITY ENVIRONMENT	601,682	637,136	563,256	73,880

(Continued on subsequent page)

CITY OF ELYRIA, OHIO
SCHEDULE OF REVENUES, EXPENDITURES AND CHANGES IN FUND
BALANCE-BUDGET AND ACTUAL (NON-GAAP BUDGETARY BASIS)-
NEIGHBORHOOD STABILIZATION PROGRAM GRANT FUND-LEGAL APPROPRIATION LEVEL
FOR THE YEAR ENDED DECEMBER 31, 2011

	NEIGHBORHOOD STABILIZATION PROGRAM GRANT FUND			Variance with Final Budget Positive (Negative)
	<u>Budgeted Amounts</u>		<u>Actual</u>	
	<u>Original</u>	<u>Final</u>		
TOTAL EXPENDITURES	<u>601,682</u>	<u>637,136</u>	<u>563,256</u>	<u>73,880</u>
Excess (deficiency) of revenues over expenditures	78,552	43,098	88,067	44,969
OTHER FINANCING SOURCES (USES)				
Other financing sources		2,382	10,528	8,146
Advance out		<u>(47,000)</u>	<u>(47,000)</u>	
TOTAL OTHER FINANCING SOURCES		<u>(44,618)</u>	<u>(36,472)</u>	<u>8,146</u>
Net change in fund balance	78,552	(1,520)	51,595	53,115
Adjustment for prior year encumbrances	254,986	254,986	254,986	
FUND (DEFICIT) AT BEGINNING OF YEAR	<u>(255,930)</u>	<u>(255,930)</u>	<u>(255,930)</u>	
FUND BALANCE (DEFICIT) AT END OF YEAR	<u>\$ 77,608</u>	<u>\$ (2,464)</u>	<u>\$ 50,651</u>	<u>\$ 53,115</u>

CITY OF ELYRIA, OHIO
SCHEDULE OF REVENUES, EXPENDITURES AND CHANGES IN FUND
BALANCE-BUDGET AND ACTUAL (NON-GAAP BUDGETARY BASIS)-
NEIGHBORHOOD STABILIZATION PROGRAM 3 FUND-LEGAL APPROPRIATION LEVEL
FOR THE YEAR ENDED DECEMBER 31, 2011

	NEIGHBORHOOD STABILIZATION PROGRAM 3 FUND			
	<u>Budgeted Amounts</u>			Variance
	<u>Original</u>	<u>Final</u>	<u>Actual</u>	with Final Budget Positive (Negative)
REVENUES				
Intergovernmental revenues	\$	\$ 583,000	\$ 2,574	\$ (580,426)
TOTAL REVENUES		583,000	2,574	(580,426)
EXPENDITURES				
COMMUNITY ENVIRONMENT				
NSP 3 - Demolition				
Personal services		5,000		5,000
Fringe benefits		1,500		1,500
Operation and maintenance		255,500	37,594	217,906
Total NSP 3 - Demolition		262,000	37,594	224,406
NSP 3 - Acquisition and Rehab				
Personal services		6,000		6,000
Fringe benefits		1,800		1,800
Operation and maintenance		78,200	360	77,840
Capital outlay		60,000	190	59,810
Total NSP 3 - Acquisition and Rehab		146,000	550	145,450
NSP 3 - Landbanking				
Personal services		5,000		5,000
Fringe benefits		1,500		1,500
Operation and maintenance		15,000		15,000
Capital outlay		107,500	21,890	85,610
Total NSP 3 - Landbanking		129,000	21,890	107,110
NSP 3 - Administration				
Personal services		30,200		30,200
Fringe benefits		12,500		12,500
Operation and maintenance		3,300	128	3,172
Total NSP 3 - Administration		46,000	128	45,872
TOTAL COMMUNITY ENVIRONMENT		583,000	60,162	522,838
TOTAL EXPENDITURES		583,000	60,162	522,838
Excess (deficiency) of revenues over expenditures			(57,588)	(57,588)

(Continued on subsequent page)

CITY OF ELYRIA, OHIO
SCHEDULE OF REVENUES, EXPENDITURES AND CHANGES IN FUND
BALANCE-BUDGET AND ACTUAL (NON-GAAP BUDGETARY BASIS)-
NEIGHBORHOOD STABILIZATION PROGRAM 3 FUND-LEGAL APPROPRIATION LEVEL
FOR THE YEAR ENDED DECEMBER 31, 2011

NEIGHBORHOOD STABILIZATION PROGRAM 3 FUND				
	<u>Budgeted Amounts</u>		<u>Actual</u>	Variance
	<u>Original</u>	<u>Final</u>		with Final Budget Positive (Negative)
OTHER FINANCING SOURCES (USES)				
Advances in			27,000	27,000
Other sources			2	2
			27,002	27,002
TOTAL OTHER FINANCING SOURCES			27,002	27,002
Net change in fund balance			(30,586)	(30,586)
FUND BALANCE (DEFICIT) AT END OF YEAR	\$	\$	\$ (30,586)	\$ (30,586)
			(30,586)	(30,586)

CITY OF ELYRIA, OHIO
SCHEDULE OF REVENUES, EXPENDITURES AND CHANGES IN FUND
BALANCE-BUDGET AND ACTUAL (NON-GAAP BUDGETARY BASIS)-
ENERGY EFFICIENCY BLOCK GRANT FUND-LEGAL APPROPRIATION LEVEL
FOR THE YEAR ENDED DECEMBER 31, 2011

	ENERGY EFFICIENCY BLOCK GRANT FUND			
	<u>Budgeted Amounts</u>			Variance
	<u>Original</u>	<u>Final</u>	<u>Actual</u>	with Final Budget Positive (Negative)
REVENUES				
Intergovernmental revenues	\$ 329,557	\$ 329,557	\$ 317,050	\$ (12,507)
TOTAL REVENUES	<u>329,557</u>	<u>329,557</u>	<u>317,050</u>	<u>(12,507)</u>
EXPENDITURES				
COMMUNITY ENVIRONMENT				
Energy Efficiency Block Grant				
Personal services	35,537	35,537	34,824	713
Fringe benefits	11,757	11,757	7,879	3,878
Capital outlay	294,000	294,000	285,227	8,773
Total Energy Efficiency Block Grant	<u>341,294</u>	<u>341,294</u>	<u>327,930</u>	<u>13,364</u>
TOTAL COMMUNITY ENVIRONMENT	<u>341,294</u>	<u>341,294</u>	<u>327,930</u>	<u>13,364</u>
TOTAL EXPENDITURES	<u>341,294</u>	<u>341,294</u>	<u>327,930</u>	<u>13,364</u>
Excess (deficiency) of revenues over expenditures	(11,737)	(11,737)	(10,880)	857
OTHER FINANCING SOURCES (USES)				
Advances in		11,000	10,000	(1,000)
Advances out		(11,000)	(11,000)	
TOTAL OTHER FINANCING SOURCES			<u>(1,000)</u>	<u>(1,000)</u>
Net change in fund balance	(11,737)	(11,737)	(11,880)	(143)
Adjustment for prior year encumbrances	101,548	101,548	101,548	
FUND BALANCE (DEFICIT) AT BEGINNING OF YEAR	<u>(89,809)</u>	<u>(89,809)</u>	<u>(89,809)</u>	
FUND BALANCE (DEFICIT) AT END OF YEAR	<u>\$ 2</u>	<u>\$ 2</u>	<u>\$ (141)</u>	<u>\$ (143)</u>

CITY OF ELYRIA, OHIO
SCHEDULE OF REVENUES, EXPENDITURES AND CHANGES IN FUND
BALANCE-BUDGET AND ACTUAL (NON-GAAP BUDGETARY BASIS)-
SPECIAL PROBATION FUND - LEGAL APPROPRIATION LEVEL
FOR THE YEAR ENDED DECEMBER 31, 2011

	SPECIAL PROBATION FUND			Variance with Final Budget Positive (Negative)
	<u>Budgeted Amounts</u>		<u>Actual</u>	
	<u>Original</u>	<u>Final</u>		
REVENUES				
Fines and forfeitures	\$ 30,000	\$ 30,000	\$ 46,834	\$ 16,834
TOTAL REVENUES	<u>30,000</u>	<u>30,000</u>	<u>46,834</u>	<u>16,834</u>
EXPENDITURES				
GENERAL GOVERNMENT				
Special Probation				
Operating & maintenance		7,630	7,280	350
Total Special Probation		<u>7,630</u>	<u>7,280</u>	<u>350</u>
TOTAL GENERAL GOVERNMENT		<u>7,630</u>	<u>7,280</u>	<u>350</u>
TOTAL EXPENDITURES		<u>7,630</u>	<u>7,280</u>	<u>350</u>
Excess of revenues over expenditures	30,000	22,370	39,554	17,184
FUND BALANCE AT BEGINNING OF YEAR	<u>30,034</u>	<u>30,034</u>	<u>30,034</u>	
FUND BALANCE AT END OF YEAR	<u>\$ 60,034</u>	<u>\$ 52,404</u>	<u>\$ 69,588</u>	<u>\$ 17,184</u>

CITY OF ELYRIA, OHIO
SCHEDULE OF REVENUES, EXPENDITURES AND CHANGES IN FUND
BALANCE-BUDGET AND ACTUAL (NON-GAAP BUDGETARY BASIS)-
CLEAN OHIO REVITALIZATION FUND-LEGAL APPROPRIATION LEVEL
FOR THE YEAR ENDED DECEMBER 31, 2011

	CLEAN OHIO REVITALIZATION FUND			
	<u>Budgeted Amounts</u>			Variance
	<u>Original</u>	<u>Final</u>	<u>Actual</u>	with Final Budget Positive (Negative)
REVENUES				
Intergovernmental revenues	\$ 1,854,373	\$ 1,914,268	\$ 1,485,017	\$ (429,251)
TOTAL REVENUES	<u>1,854,373</u>	<u>1,914,268</u>	<u>1,485,017</u>	<u>(429,251)</u>
EXPENDITURES				
COMMUNITY ENVIRONMENT				
Clean Ohio Revitalization				
Operation and maintenance	389,603	389,603	382,080	7,523
Capital outlay	<u>1,506,744</u>	<u>1,566,639</u>	<u>1,566,639</u>	
Total Clean Ohio Revitalization	<u>1,896,347</u>	<u>1,956,242</u>	<u>1,948,719</u>	<u>7,523</u>
TOTAL COMMUNITY ENVIRONMENT	<u>1,896,347</u>	<u>1,956,242</u>	<u>1,948,719</u>	<u>7,523</u>
TOTAL EXPENDITURES	<u>1,896,347</u>	<u>1,956,242</u>	<u>1,948,719</u>	<u>7,523</u>
Excess (deficiency) of revenues over expenditures	<u>(41,974)</u>	<u>(41,974)</u>	<u>(463,702)</u>	<u>(421,728)</u>
OTHER FINANCING SOURCES				
Advances in			191	191
TOTAL OTHER FINANCING SOURCES			<u>191</u>	<u>191</u>
Net change in fund balance	(41,974)	(41,974)	(463,511)	(421,537)
Adjustment for prior year encumbrances	1,774,710	1,774,710	1,774,710	
FUND BALANCE (DEFICIT) AT BEGINNING OF YEAR	<u>(1,732,735)</u>	<u>(1,732,735)</u>	<u>(1,732,735)</u>	
FUND BALANCE (DEFICIT) AT END OF YEAR	<u>\$ 1</u>	<u>\$ 1</u>	<u>\$ (421,536)</u>	<u>\$ (421,537)</u>

CITY OF ELYRIA, OHIO
SCHEDULE OF REVENUES, EXPENDITURES AND CHANGES IN FUND
BALANCE-BUDGET AND ACTUAL (NON-GAAP BUDGETARY BASIS)-
INDUSTRIAL SITE IMPROVEMENT FUND-LEGAL APPROPRIATION LEVEL
FOR THE YEAR ENDED DECEMBER 31, 2011

	INDUSTRIAL SITE IMPROVEMENT FUND			
	<u>Budgeted Amounts</u>			Variance
	<u>Original</u>	<u>Final</u>	<u>Actual</u>	with Final Budget Positive (Negative)
REVENUES				
Intergovernmental revenues	\$ 129,338	\$ 129,338	\$ 121,975	\$ (7,363)
TOTAL REVENUES	<u>129,338</u>	<u>129,338</u>	<u>121,975</u>	<u>(7,363)</u>
EXPENDITURES				
COMMUNITY ENVIRONMENT				
Industrial Site Improvement				
Capital outlay	131,127	131,127	123,765	7,362
Total Industrial Site Improvement	<u>131,127</u>	<u>131,127</u>	<u>123,765</u>	<u>7,362</u>
TOTAL COMMUNITY ENVIRONMENT	<u>131,127</u>	<u>131,127</u>	<u>123,765</u>	<u>7,362</u>
TOTAL EXPENDITURES	<u>131,127</u>	<u>131,127</u>	<u>123,765</u>	<u>7,362</u>
Excess (deficiency) of revenues over expenditures	<u>(1,789)</u>	<u>(1,789)</u>	<u>(1,790)</u>	<u>(1)</u>
Adjustment for prior year encumbrances	121,120	121,120	121,120	
FUND BALANCE (DEFICIT) AT BEGINNING OF YEAR	<u>(119,330)</u>	<u>(119,330)</u>	<u>(119,330)</u>	
FUND BALANCE AT END OF YEAR	<u>\$ 1</u>	<u>\$ 1</u>	<u>\$</u>	<u>\$ (1)</u>

CITY OF ELYRIA, OHIO
SCHEDULE OF REVENUES, EXPENDITURES AND CHANGES IN FUND
BALANCE-BUDGET AND ACTUAL (NON-GAAP BUDGETARY BASIS)-
COPS HIRING RECOVERY PROGRAM FUND-LEGAL APPROPRIATION LEVEL
FOR THE YEAR ENDED DECEMBER 31, 2011

	COPS HIRING RECOVERY PROGRAM FUND			
	<u>Budgeted Amounts</u>			Variance
	<u>Original</u>	<u>Final</u>	<u>Actual</u>	with Final Budget Positive (Negative)
REVENUES				
Intergovernmental revenues	\$ 186,986	\$ 212,096	\$ 136,663	\$ (75,433)
TOTAL REVENUES	186,986	212,096	136,663	(75,433)
EXPENDITURES				
PUBLIC SAFETY				
COPS Hiring Recovery Program				
Personal services	127,022	149,022	138,922	10,100
Fringe benefits	59,874	63,074	60,723	2,351
Total COPS Hiring Recovery Program	186,896	212,096	199,645	12,451
TOTAL PUBLIC SAFETY	186,896	212,096	199,645	12,451
TOTAL EXPENDITURES	186,896	212,096	199,645	12,451
Excess (deficiency) of revenues over expenditures	90		(62,982)	(62,982)
OTHER FINANCING SOURCES				
Advances in			60,000	60,000
TOTAL OTHER FINANCING SOURCES			60,000	60,000
Net change in fund balance	90		(2,982)	(2,982)
FUND BALANCE (DEFICIT) AT END OF YEAR	\$ 90	\$	\$ (2,982)	\$ (2,982)

CITY OF ELYRIA, OHIO
SCHEDULE OF REVENUES, EXPENDITURES AND CHANGES IN FUND
BALANCE-BUDGET AND ACTUAL (NON-GAAP BUDGETARY BASIS)-
STAFFING FOR ADEQUATE FIRE AND EMERGENCY RESPONSE FUND-LEGAL APPROPRIATION LEVEL
FOR THE YEAR ENDED DECEMBER 31, 2011

	SAFER GRANT FUND			
	<u>Budgeted Amounts</u>			Variance
	<u>Original</u>	<u>Final</u>	<u>Actual</u>	with Final Budget Positive (Negative)
REVENUES				
Intergovernmental revenues	\$ 1,524,120	\$ 2,024,120	\$ 1,522,950	\$ (501,170)
TOTAL REVENUES	1,524,120	2,024,120	1,522,950	(501,170)
EXPENDITURES				
PUBLIC SAFETY				
Safer Grant				
Personal services	961,184	1,126,184	1,120,289	5,895
Fringe benefits	515,633	450,633	445,358	5,275
Operation and maintenance	2,894	2,894	1,809	1,085
Total Safer Grant	1,479,711	1,579,711	1,567,456	12,255
TOTAL PUBLIC SAFETY	1,479,711	1,579,711	1,567,456	12,255
TOTAL EXPENDITURES	1,479,711	1,579,711	1,567,456	12,255
Excess (deficiency) of revenues over expenditures	44,409	444,409	(44,506)	(488,915)
OTHER FINANCING SOURCES (USES)				
Advances in			25,000	25,000
Advances out		(400,000)		400,000
TOTAL OTHER FINANCING SOURCES (USES)		(400,000)	25,000	425,000
Net change in fund balance	44,409	44,409	(19,506)	(63,915)
FUND (DEFICIT) AT BEGINNING OF YEAR	(44,408)	(44,408)	(44,408)	
FUND BALANCE (DEFICIT) AT END OF YEAR	\$ 1	\$ 1	\$ (63,914)	\$ (63,915)

CITY OF ELYRIA, OHIO
SCHEDULE OF REVENUES, EXPENDITURES AND CHANGES IN FUND
BALANCE-BUDGET AND ACTUAL (NON-GAAP BUDGETARY BASIS)-
SPECIAL ASSESSMENT BOND RETIREMENT FUND-LEGAL APPROPRIATION LEVEL
FOR THE YEAR ENDED DECEMBER 31, 2011

	SPECIAL ASSESSMENT BOND RETIREMENT FUND			
	<u>Budgeted Amounts</u>			Variance
	<u>Original</u>	<u>Final</u>	<u>Actual</u>	with Final Budget Positive (Negative)
REVENUES				
Special assessments	\$ 124,600	\$ 124,600	\$ 126,742	\$ 2,142
TOTAL REVENUES	<u>124,600</u>	<u>124,600</u>	<u>126,742</u>	<u>2,142</u>
EXPENDITURES				
DEBT SERVICE				
Special Assessment Bond Retirement				
Operation and maintenance	6,000	6,000	4,888	1,112
Principal retirement	100,000	100,000	100,000	
Interest	24,600	24,600	24,600	
Total Special Assessment Bond Retirement	<u>130,600</u>	<u>130,600</u>	<u>129,488</u>	<u>1,112</u>
TOTAL DEBT SERVICE	<u>130,600</u>	<u>130,600</u>	<u>129,488</u>	<u>1,112</u>
TOTAL EXPENDITURES	<u>130,600</u>	<u>130,600</u>	<u>129,488</u>	<u>1,112</u>
Net change in fund balance	(6,000)	(6,000)	(2,746)	3,254
FUND BALANCE AT BEGINNING OF YEAR	<u>16,064</u>	<u>16,064</u>	<u>16,064</u>	
FUND BALANCE AT END OF YEAR	<u>\$ 10,064</u>	<u>\$ 10,064</u>	<u>\$ 13,318</u>	<u>\$ 3,254</u>

CITY OF ELYRIA, OHIO
SCHEDULE OF REVENUES, EXPENDITURES AND CHANGES IN FUND
BALANCE-BUDGET AND ACTUAL (NON-GAAP BUDGETARY BASIS)-
STATE ROUTE 57 REHABILITATION FUND-LEGAL APPROPRIATION LEVEL
FOR THE YEAR ENDED DECEMBER 31, 2011

	<u>STATE ROUTE 57 REHABILITATION FUND</u>			Variance with Final Budget Positive (Negative)
	<u>Budgeted Amounts</u>		<u>Actual</u>	
	<u>Original</u>	<u>Final</u>		
REVENUES				
Intergovernmental revenues	\$	\$ 39,492	\$ 39,492	\$
TOTAL REVENUES		39,492	39,492	
EXPENDITURES				
HIGHWAYS AND STREETS				
State Route 57 Rehabilitation				
Capital outlay		39,492	39,492	
Total State Route 57 Rehabilitation		39,492	39,492	
TOTAL HIGHWAYS AND STREETS		39,492	39,492	
TOTAL EXPENDITURES		39,492	39,492	
Net change in fund balance				
FUND BALANCE AT BEGINNING OF YEAR				
FUND BALANCE AT END OF YEAR	\$	\$	\$	\$

CITY OF ELYRIA, OHIO
 SCHEDULE OF REVENUES, EXPENDITURES AND CHANGES IN FUND
 BALANCE-BUDGET AND ACTUAL (NON-GAAP BUDGETARY BASIS)-
 PARKS IMPROVEMENT FUND-LEGAL APPROPRIATION LEVEL
 FOR THE YEAR ENDED DECEMBER 31, 2011

	PARKS IMPROVEMENT FUND			Variance with Final Budget Positive (Negative)
	<u>Budgeted Amounts</u>		<u>Actual</u>	
	<u>Original</u>	<u>Final</u>		
EXPENDITURES				
CULTURE AND RECREATION				
Parks Improvement				
Capital outlay	\$ 10,000	\$ 10,000	\$ 2,459	\$ 7,541
Total Parks Improvement	<u>10,000</u>	<u>10,000</u>	<u>2,459</u>	<u>7,541</u>
TOTAL CULTURE AND RECREATION	<u>10,000</u>	<u>10,000</u>	<u>2,459</u>	<u>7,541</u>
Net change in fund balance	(10,000)	(10,000)	(2,459)	
FUND BALANCE AT BEGINNING OF YEAR	<u>32,876</u>	<u>32,876</u>	<u>32,876</u>	
FUND BALANCE AT END OF YEAR	<u>\$ 22,876</u>	<u>\$ 22,876</u>	<u>\$ 30,417</u>	<u>\$ 7,541</u>

CITY OF ELYRIA, OHIO
SCHEDULE OF REVENUES, EXPENDITURES AND CHANGES IN FUND
BALANCE-BUDGET AND ACTUAL (NON-GAAP BUDGETARY BASIS)-
CASCADE/ELYWOOD FUND-LEGAL APPROPRIATION LEVEL
FOR THE YEAR ENDED DECEMBER 31, 2011

	<u>CASCADE/ELYWOOD FUND</u>			
	<u>Budgeted Amounts</u>			Variance
	<u>Original</u>	<u>Final</u>	<u>Actual</u>	with Final Budget Positive (Negative)
REVENUES				
Miscellaneous revenues	\$ _____	\$ _____	\$ 5	\$ 5
TOTAL REVENUES	_____	_____	5	5
EXPENDITURES				
CULTURE AND RECREATION				
Cascade/Elywood				
Operating and maintenance	11,590	11,590	7,654	3,936
Total Cascade/Elywood	11,590	11,590	7,654	3,936
TOTAL CULTURE AND RECREATION	11,590	11,590	7,654	3,936
TOTAL EXPENDITURES	11,590	11,590	7,654	3,936
Net change in fund balance	(11,590)	(11,590)	(7,649)	3,941
FUND BALANCE AT BEGINNING OF YEAR	11,590	11,590	11,590	
FUND BALANCE AT END OF YEAR	\$ _____	\$ _____	\$ 3,941	\$ 3,941

CITY OF ELYRIA, OHIO
SCHEDULE OF REVENUES, EXPENDITURES AND CHANGES IN FUND
BALANCE-BUDGET AND ACTUAL (NON-GAAP BUDGETARY BASIS)-
STATE ISSUE II CAPITAL PROJECTS FUND-LEGAL APPROPRIATION LEVEL
FOR THE YEAR ENDED DECEMBER 31, 2011

	STATE ISSUE II CAPITAL PROJECTS FUND			
	<u>Budgeted Amounts</u>			Variance with Final Budget Positive (Negative)
	<u>Original</u>	<u>Final</u>	<u>Actual</u>	<u>(Negative)</u>
REVENUES				
Intergovernmental revenues	\$ 1,038,023	\$ 4,717,514	\$ 876,732	\$ (3,840,782)
TOTAL REVENUES	<u>1,038,023</u>	<u>4,717,514</u>	<u>876,732</u>	<u>(3,840,782)</u>
EXPENDITURES				
HIGHWAYS AND STREETS				
Bridge Projects				
Capital outlay	525,000	525,000	329,428	195,572
Total Bridge Projects	<u>525,000</u>	<u>525,000</u>	<u>329,428</u>	<u>195,572</u>
Clark St. / Carol Lane				
Capital outlay	40,146	28,381	28,381	
Total Clark St. / Carol Lane	<u>40,146</u>	<u>28,381</u>	<u>28,381</u>	
Washington/Ohio/Columbus/St. Clair				
Capital outlay	36,454	18,941	18,940	1
Total Washington/Ohio/Columbus/St. Clair	<u>36,454</u>	<u>18,941</u>	<u>18,940</u>	<u>1</u>
Gulf Rd./Cleveland St. to Hilliard Rd.				
Capital outlay		496,400	385,886	110,514
Total Gulf Rd./Cleveland St. to Hilliard Rd.		<u>496,400</u>	<u>385,886</u>	<u>110,514</u>
Abbe Rd. S (University to RR)				
Capital outlay	586,423	586,423	586,372	51
Total Abbe Rd. S (University to RR)	<u>586,423</u>	<u>586,423</u>	<u>586,372</u>	<u>51</u>
West River Rd. Improvement				
Capital outlay		3,212,369	3,212,323	46
Total West River Rd. Improvement		<u>3,212,369</u>	<u>3,212,323</u>	<u>46</u>
TOTAL HIGHWAYS AND STREETS	<u>1,188,023</u>	<u>4,867,514</u>	<u>4,561,330</u>	<u>306,184</u>
TOTAL EXPENDITURES	<u>1,188,023</u>	<u>4,867,514</u>	<u>4,561,330</u>	<u>306,184</u>
Excess (deficiency) of revenues over expenditures	(150,000)	(150,000)	(3,684,598)	(3,534,598)
OTHER FINANCING SOURCES				
Advances in	150,000	150,000		(150,000)
TOTAL OTHER FINANCING SOURCES	<u>150,000</u>	<u>150,000</u>		<u>(150,000)</u>
Net change in fund balance			(3,684,598)	(3,684,598)
Adjustment for prior year encumbrances	1,188,021	1,188,021	1,188,021	
FUND (DEFICIT) AT BEGINNING OF YEAR	<u>(1,182,346)</u>	<u>(1,182,346)</u>	<u>(1,182,346)</u>	
FUND BALANCE (DEFICIT) AT END OF YEAR	<u>\$ 5,675</u>	<u>\$ 5,675</u>	<u>\$ (3,678,923)</u>	<u>\$ (3,684,598)</u>

CITY OF ELYRIA, OHIO
SCHEDULE OF REVENUES, EXPENDITURES AND CHANGES IN FUND
BALANCE-BUDGET AND ACTUAL (NON-GAAP BUDGETARY BASIS)-
49th STREET SPECIAL ASSESSMENT FUND-LEGAL APPROPRIATION LEVEL
FOR THE YEAR ENDED DECEMBER 31, 2011

	49TH STREET SPECIAL ASSESSMENT FUND			Variance with Final Budget Positive (Negative)
	<u>Budgeted Amounts</u>		<u>Actual</u>	
	<u>Original</u>	<u>Final</u>		
REVENUES				
Special assessments	\$	\$	\$ 7,355	\$ 7,355
TOTAL REVENUES			7,355	7,355
EXPENDITURES				
COMMUNITY ENVIRONMENT				
49th Street Special Assessment Improvement				
Operating and maintenance		500	283	217
Debt service - principal retirement	230,000	230,000	230,000	
Interest		2,588	2,588	
Total 49th Street Special Assessment Improvement Project	230,000	233,088	232,871	217
TOTAL COMMUNITY ENVIRONMENT	230,000	233,088	232,871	217
TOTAL EXPENDITURES	230,000	233,088	232,871	217
Excess (deficiency) of revenues over expenditures	(230,000)	(233,088)	(225,516)	7,572
OTHER FINANCING SOURCES				
Proceeds of notes	149,295	149,295	150,000	705
TOTAL OTHER FINANCING SOURCES	149,295	149,295	150,000	705
Net change in fund balance	(80,705)	(83,793)	(75,516)	8,277
FUND BALANCE AT BEGINNING OF YEAR	83,793	83,793	83,793	
FUND BALANCE AT END OF YEAR	\$ 3,088	\$	\$ 8,277	\$ 8,277

CITY OF ELYRIA, OHIO
SCHEDULE OF REVENUES, EXPENDITURES AND CHANGES IN FUND
BALANCE-BUDGET AND ACTUAL (NON-GAAP BUDGETARY BASIS)-
ARRA - EAST RIVER STREET FUND-LEGAL APPROPRIATION LEVEL
FOR THE YEAR ENDED DECEMBER 31, 2011

	ARRA - EAST RIVER STREET FUND			Variance with Final Budget Positive (Negative)
	<u>Budgeted Amounts</u>		<u>Actual</u>	
	<u>Original</u>	<u>Final</u>		
REVENUES				
Intergovernmental revenues	\$ 637,937	\$ 637,937	\$ 637,603	\$ (334)
TOTAL REVENUES	<u>637,937</u>	<u>637,937</u>	<u>637,603</u>	<u>(334)</u>
EXPENDITURES				
COMMUNITY ENVIRONMENT				
ARRA - East River Street				
Capital outlay	<u>637,937</u>	<u>637,937</u>	<u>637,603</u>	<u>334</u>
Total ARRA - East River Street	<u>637,937</u>	<u>637,937</u>	<u>637,603</u>	<u>334</u>
TOTAL COMMUNITY ENVIRONMENT	<u>637,937</u>	<u>637,937</u>	<u>637,603</u>	<u>334</u>
TOTAL EXPENDITURES	<u>637,937</u>	<u>637,937</u>	<u>637,603</u>	<u>334</u>
Net change in fund balance				
Adjustment for prior year encumbrances	637,937	637,937	637,937	
FUND BALANCE AT BEGINNING OF YEAR	<u>(637,937)</u>	<u>(637,937)</u>	<u>(637,937)</u>	
FUND BALANCE (DEFICIT) AT END OF YEAR	<u>\$</u>	<u>\$</u>	<u>\$</u>	<u>\$</u>

CITY OF ELYRIA, OHIO
SCHEDULE OF REVENUES, EXPENDITURES AND CHANGES IN FUND
BALANCE-BUDGET AND ACTUAL (NON-GAAP BUDGETARY BASIS)-
ARRA - GATEWAY BOULEVARD FUND-LEGAL APPROPRIATION LEVEL
FOR THE YEAR ENDED DECEMBER 31, 2011

ARRA - GATEWAY BOULEVARD FUND				
	<u>Budgeted Amounts</u>			Variance
	<u>Original</u>	<u>Final</u>	<u>Actual</u>	with Final Budget Positive (Negative)
REVENUES				
Intergovernmental revenues	\$ 53,072	\$ 53,072	\$ 44,696	\$ (8,376)
TOTAL REVENUES	<u>53,072</u>	<u>53,072</u>	<u>44,696</u>	<u>(8,376)</u>
EXPENDITURES				
COMMUNITY ENVIRONMENT				
ARRA - Gateway Boulevard				
Capital outlay	53,072	53,072	44,696	8,376
Total ARRA - Gateway Boulevard	<u>53,072</u>	<u>53,072</u>	<u>44,696</u>	<u>8,376</u>
TOTAL COMMUNITY ENVIRONMENT	<u>53,072</u>	<u>53,072</u>	<u>44,696</u>	<u>8,376</u>
TOTAL EXPENDITURES	<u>53,072</u>	<u>53,072</u>	<u>44,696</u>	<u>8,376</u>
Net change in fund balance				
Adjustment for prior year encumbrances	53,072	53,072	53,072	
FUND BALANCE AT BEGINNING OF YEAR	<u>(53,072)</u>	<u>(53,072)</u>	<u>(53,072)</u>	
FUND BALANCE (DEFICIT) AT END OF YEAR	<u>\$</u>	<u>\$</u>	<u>\$</u>	<u>\$</u>

CITY OF ELYRIA, OHIO
 SCHEDULE OF REVENUES, EXPENDITURES AND CHANGES IN FUND
 BALANCE-BUDGET AND ACTUAL (NON-GAAP BUDGETARY BASIS)-
 CEMETERY TRUST FUND-LEGAL APPROPRIATION LEVEL
 FOR THE YEAR ENDED DECEMBER 31, 2011

	<u>CEMETERY TRUST FUND</u>			Variance with Final Budget Positive (Negative)
	<u>Budgeted Amounts</u>		<u>Actual</u>	
	<u>Original</u>	<u>Final</u>		
REVENUES				
Charges for services	\$ 7,300	\$	\$ 7,807	\$ 7,807
TOTAL REVENUES	<u>7,300</u>	<u></u>	<u>7,807</u>	<u>7,807</u>
Net change in fund balance	7,300		7,807	7,807
FUND BALANCE AT BEGINNING OF YEAR	<u>469,315</u>	<u>469,315</u>	<u>469,315</u>	
FUND BALANCE AT END OF YEAR	<u><u>\$ 476,615</u></u>	<u><u>\$ 469,315</u></u>	<u><u>\$ 477,122</u></u>	<u><u>\$ 7,807</u></u>

PROPRIETARY FUNDS

Proprietary Funds are established to account for operations that are financed and operated in a manner similar to private sector businesses where the intent is that the costs (expenses, including depreciation) of providing goods or services to the general public on a continuing basis be financed or recovered primarily through user charges; or where the governing body has decided that periodic determination of revenues earned, expenses incurred, and/or net income is appropriate for capital maintenance, public policy, management control, accountability, or other purposes.

* * * * *

Water

To account for the operations of the City's water utility.

Special Parks and Recreation

To account for the operations of the concession stands and athletic programs in the various City parks.

Sanitation

To account for the operations of the City's rubbish and garbage collection operations.

Wastewater Pollution Control

To account for the operations and improvement of the City's wastewater treatment plant and sanitary sewer system.

CITY OF ELYRIA, OHIO
SCHEDULE OF REVENUES, EXPENSES AND CHANGES IN FUND EQUITY
BUDGET AND ACTUAL (NON-GAAP BUDGETARY BASIS)-
WATER FUND-LEGAL APPROPRIATION LEVEL
FOR THE YEAR ENDED DECEMBER 31, 2011

	WATER FUND			Variance with Final Budget Positive (Negative)
	Budgeted Amounts		Actual	
	Original	Final		
REVENUES				
Intergovernmental revenues	\$ 364,000	\$ 364,000	\$ 16,489	\$ (347,511)
Charges for service	8,535,000	8,535,000	8,499,698	(35,302)
Licenses and permits	22,000	22,000	42,962	20,962
Interest earnings			96	96
Fines and forfeitures	40,000	40,000	42,926	2,926
Miscellaneous revenues	25,000	25,000	30,892	5,892
TOTAL REVENUES	8,986,000	8,986,000	8,633,063	(352,937)
EXPENSES				
Public Utility Services				
Personal services	967,018	967,018	941,733	25,285
Fringe benefits	353,870	353,870	343,628	10,242
Operation and maintenance	319,561	319,561	294,756	24,805
Capital outlay	50,000	67,472	43,883	23,589
Total Public Utilities	1,690,449	1,707,921	1,624,000	83,921
Water Pumping				
Personal services	1,468,397	1,468,397	1,321,173	147,224
Fringe benefits	504,328	504,328	430,456	73,872
Operation and maintenance	1,402,735	1,402,735	1,377,942	24,793
Capital outlay	196,075	380,560	242,419	138,141
Total Water Pumping	3,571,535	3,756,020	3,371,990	384,030
Water Distribution				
Personal services	499,048	519,048	514,241	4,807
Fringe benefits	174,543	166,543	162,923	3,620
Operation and maintenance	232,266	232,266	229,315	2,951
Capital outlay	227,000	209,528	209,083	445
Total Water Distribution	1,132,857	1,127,385	1,115,562	11,823
Water Miscellaneous				
Personal services	453,873	443,873	410,994	32,879
Fringe benefits	137,033	137,033	108,033	29,000
Operation and maintenance	3,977,795	1,477,795	1,327,174	150,621
Capital outlay	15,923,798	9,865,522	9,830,538	34,984
Debt service:				
Principal retirement	373,700	1,093,700	1,085,644	8,056
Interest	447,638	447,638	447,637	1
Reimbursements	488,400	488,400	389,453	98,947
Total Water Miscellaneous	21,802,237	13,953,961	13,599,473	354,488
TOTAL EXPENSES	28,197,078	20,545,287	19,711,025	834,262
Operating loss	(19,211,078)	(11,559,287)	(11,077,962)	481,325

(Continued on subsequent page)

CITY OF ELYRIA, OHIO
SCHEDULE OF REVENUES, EXPENSES AND CHANGES IN FUND EQUITY
BUDGET AND ACTUAL (NON-GAAP BUDGETARY BASIS)-
WATER FUND-LEGAL APPROPRIATION LEVEL
FOR THE YEAR ENDED DECEMBER 31, 2011

	WATER FUND			Variance with Final Budget Positive (Negative)
	<u>Budgeted Amounts</u>		<u>Actual</u>	
	<u>Original</u>	<u>Final</u>		
NONOPERATING REVENUES				
Proceeds from refunding bonds		720,000	720,000	
Proceeds from construction loans	17,940,000	9,497,564	3,763,673	(5,733,891)
Other sources	<u>870,000</u>	<u>870,000</u>	<u>737,729</u>	<u>(132,271)</u>
TOTAL NONOPERATING REVENUES	18,810,000	11,087,564	5,221,402	(5,866,162)
Net change in fund equity	(401,078)	(471,723)	(5,856,560)	(5,384,837)
Adjustments for prior year encumbrances	8,152,488	8,152,488	8,152,488	
FUND EQUITY (DEFICIT) AT BEGINNING OF YEAR	<u>(7,626,012)</u>	<u>(7,626,012)</u>	<u>(7,626,012)</u>	
FUND EQUITY (DEFICIT) AT END OF YEAR	<u>\$ 125,398</u>	<u>\$ 54,753</u>	<u>\$ (5,330,084)</u>	<u>\$ (5,384,837)</u>

CITY OF ELYRIA, OHIO
SCHEDULE OF REVENUES, EXPENSES AND CHANGES IN FUND EQUITY
BUDGET AND ACTUAL (NON-GAAP BUDGETARY BASIS)-
SPECIAL PARKS AND RECREATION FUND-LEGAL APPROPRIATION LEVEL
FOR THE YEAR ENDED DECEMBER 31, 2011

	SPECIAL PARKS AND RECREATION FUND			Variance with Final Budget Positive (Negative)
	<u>Budgeted Amounts</u>		<u>Actual</u>	
	<u>Original</u>	<u>Final</u>		
REVENUES				
Charges for service	\$ 200,000	\$ 200,000	\$ 220,382	\$ 20,382
Miscellaneous revenues	46,000	46,000	56,624	10,624
TOTAL REVENUES	246,000	246,000	277,006	31,006
EXPENSES				
Special Parks and Recreation				
Personal services	136,873	136,873	92,283	44,590
Fringe benefits	39,097	39,097	16,976	22,121
Operation and maintenance	90,200	90,200	85,464	4,736
Total Special Parks and Recreation	266,170	266,170	194,723	71,447
TOTAL EXPENSES	266,170	266,170	194,723	71,447
Net change in fund equity	(20,170)	(20,170)	82,283	102,453
Adjustments for prior year encumbrances	517	517	517	
FUND EQUITY AT BEGINNING OF YEAR	19,745	19,745	19,745	
FUND EQUITY AT END OF YEAR	\$ 92	\$ 92	\$ 102,545	\$ 102,453

CITY OF ELYRIA, OHIO
SCHEDULE OF REVENUES, EXPENSES AND CHANGES IN FUND EQUITY
BUDGET AND ACTUAL (NON-GAAP BUDGETARY BASIS)-
SANITATION FUND-LEGAL APPROPRIATION LEVEL
FOR THE YEAR ENDED DECEMBER 31, 2011

	SANITATION FUND			Variance with Final Budget Positive (Negative)	
	<u>Budgeted Amounts</u>		<u>Actual</u>		
	<u>Original</u>	<u>Final</u>			
REVENUES					
Intergovernmental revenues	\$		\$ 150,000	\$ 150,000	\$
Charges for services		4,100,000	4,100,000	4,145,231	45,231
Miscellaneous revenues				46,288	46,288
TOTAL REVENUES		4,100,000	4,250,000	4,341,519	91,519
EXPENSES					
Sanitation					
Personal services		1,336,597	1,349,597	1,300,793	48,804
Fringe benefits		530,330	517,330	478,354	38,976
Operation and maintenance		1,154,415	1,335,415	1,330,091	5,324
Capital outlay		1,549,485	1,757,485	1,743,170	14,315
Debt service:					
Principal retirement		3,400,000	3,400,000	3,400,000	
Interest		38,250	38,250	35,063	3,187
Reimbursements		320,000	320,000	263,394	56,606
Total Sanitation		8,329,077	8,718,077	8,550,865	167,212
TOTAL EXPENSES		8,329,077	8,718,077	8,550,865	167,212
Operating loss		(4,229,077)	(4,468,077)	(4,209,346)	258,731
NONOPERATING REVENUES (EXPENSES)					
Transfers in				200,000	200,000
Transfers out			(200,000)	(200,000)	
Proceeds of notes		3,100,000	3,100,000	3,100,000	
Other sources				10,177	10,177
TOTAL NONOPERATING REVENUES (EXPENSES)		3,100,000	2,900,000	3,110,177	210,177
Net change in fund equity		(1,129,077)	(1,568,077)	(1,099,169)	468,908
Adjustments for prior year encumbrances		1,590,737	1,590,737	1,590,737	
FUND EQUITY AT BEGINNING OF YEAR		893,584	893,584	893,584	
FUND EQUITY AT END OF YEAR	\$	1,355,244	\$ 916,244	\$ 1,385,152	\$ 468,908

CITY OF ELYRIA, OHIO
SCHEDULE OF REVENUES, EXPENSES AND CHANGES IN FUND EQUITY
BUDGET AND ACTUAL (NON-GAAP BUDGETARY BASIS)-
WASTEWATER POLLUTION CONTROL FUND-LEGAL APPROPRIATION LEVEL
FOR THE YEAR ENDED DECEMBER 31, 2011

	WASTEWATER POLLUTION CONTROL FUND			Variance with Final Budget Positive (Negative)
	<u>Budgeted Amounts</u>		<u>Actual</u>	
	<u>Original</u>	<u>Final</u>		
REVENUES				
Charges for services	\$ 10,585,000	\$ 10,585,000	\$ 10,669,371	\$ 84,371
Fees, licenses and permits	10,000	10,000	38,134	28,134
Interest earnings			6,223	6,223
Special assessments			5,674	5,674
Miscellaneous revenues	16,000	16,000	33,172	17,172
TOTAL REVENUES	10,611,000	10,611,000	10,752,574	141,574
EXPENSES				
Wastewater Pollution Control				
Personal services	3,095,448	3,130,448	3,069,018	61,430
Fringe benefits	1,113,993	1,083,993	1,052,765	31,228
Operation and maintenance	1,742,075	1,737,075	1,605,714	131,361
Capital outlay	461,137	532,095	509,138	22,957
Total Wastewater Pollution Control	6,412,653	6,483,611	6,236,635	246,976
Wastewater Pollution Control Miscellaneous				
Personal services	522,929	522,929	518,337	4,592
Fringe benefits	161,468	161,468	141,961	19,507
Operation and maintenance	2,379,397	2,207,043	2,194,600	12,443
Capital outlay	4,412,012	4,847,961	4,825,656	22,305
Debt service:				
Principal retirement	1,527,671	1,527,671	1,527,670	1
Interest	656,889	703,373	703,373	
Reimbursement	1,500,000	1,500,000	1,154,326	345,674
Total Wastewater Pollution Control Miscellaneous	11,160,366	11,470,445	11,065,923	404,522
TOTAL EXPENSES	17,573,019	17,954,056	17,302,558	651,498
Operating loss	(6,962,019)	(7,343,056)	(6,549,984)	793,072

(Continued on subsequent page)

CITY OF ELYRIA, OHIO
SCHEDULE OF REVENUES, EXPENSES AND CHANGES IN FUND EQUITY
BUDGET AND ACTUAL (NON-GAAP BUDGETARY BASIS)-
WASTEWATER POLLUTION CONTROL FUND-LEGAL APPROPRIATION LEVEL
FOR THE YEAR ENDED DECEMBER 31, 2011

	<u>WASTEWATER POLLUTION CONTROL FUND</u>			Variance with Final Budget Positive (Negative)
	<u>Budgeted Amounts</u>		<u>Actual</u>	
	<u>Original</u>	<u>Final</u>		
NONOPERATING REVENUES				
Proceeds from construction loans	6,145,710	6,145,710	1,578,035	(4,567,675)
Other financing sources			560	560
TOTAL NONOPERATING REVENUES	<u>6,145,710</u>	<u>6,145,710</u>	<u>1,578,595</u>	<u>(4,567,115)</u>
TRANSFERS IN		381,015	500,000	118,985
Net change in fund equity	<u>(816,309)</u>	<u>(816,331)</u>	<u>(4,471,389)</u>	<u>(3,655,058)</u>
Adjustments for prior year encumbrances	1,902,935	1,902,935	1,902,935	
FUND EQUITY (DEFICIT) AT BEGINNING OF YEAR	<u>(1,044,256)</u>	<u>(1,044,256)</u>	<u>(1,044,256)</u>	
FUND EQUITY (DEFICIT) AT END OF YEAR	<u>\$ 42,370</u>	<u>\$ 42,348</u>	<u>\$ (3,612,710)</u>	<u>\$ (3,655,058)</u>

INTERNAL SERVICE FUNDS

Internal Service Funds are established to account for the financing of goods or services provided by one department or agency to other departments or agencies of the governmental unit, or the other governmental units on a cost reimbursement basis.

* * * * *

Employees' Health Insurance

To account for the operations of the City's self-insured health plan.

Workers' Compensation

To account for the operations of the City's workers' compensation plan.

City of Elyria, Ohio
Combining Statement of Net Assets
Internal Service Funds
December 31, 2011

	<u>Employees'</u> <u>Health Insurance</u>	<u>Workers'</u> <u>Compensation</u>	<u>Total</u>
ASSETS			
Current assets:			
Cash and cash equivalents	\$ 297,703	\$ 166,046	\$ 463,749
Accounts receivable	507		507
Total current assets	<u>298,210</u>	<u>166,046</u>	<u>464,256</u>
Total assets	<u>298,210</u>	<u>166,046</u>	<u>464,256</u>
LIABILITIES			
Current liabilities:			
Accrued wages and benefits		1,108	1,108
Claims payable	501,473		501,473
Total current liabilities	<u>501,473</u>	<u>1,108</u>	<u>502,581</u>
NET ASSETS			
Unrestricted (deficit)	(203,263)	164,938	(38,325)
Total net assets (deficit)	<u>\$ (203,263)</u>	<u>\$ 164,938</u>	<u>\$ (38,325)</u>

City of Elyria, Ohio
Combining Statement of Revenues, Expenses, and Changes in Fund Net Assets
Internal Service Funds
For the Year Ended December 31, 2011

	<u>Employees'</u> <u>Health Insurance</u>	<u>Workers'</u> <u>Compensation</u>	<u>Total</u>
Operating revenues:			
Charges for services	\$ 4,952,467	\$ 813,446	\$ 5,765,913
Other		17,411	17,411
Total operating revenues	<u>4,952,467</u>	<u>830,857</u>	<u>5,783,324</u>
Operating expenses:			
Personal services		19,086	19,086
Fringe benefits	5,086,554	778,768	5,865,322
Operating and maintenance	11,745	51,930	63,675
Total operating expenses	<u>5,098,299</u>	<u>849,784</u>	<u>5,948,083</u>
Operating loss	<u>(145,832)</u>	<u>(18,927)</u>	<u>(164,759)</u>
Total net assets (deficit) - beginning of year	<u>(57,431)</u>	183,865	126,434
Total net assets (deficit) - end of year	<u>\$ (203,263)</u>	<u>\$ 164,938</u>	<u>\$ (38,325)</u>

City of Elyria, Ohio
Combining Statement of Cash Flows
Internal Service Funds
For the Year Ended December 31, 2011

	<u>Employees'</u> <u>Health Insurance</u>	<u>Workers'</u> <u>Compensation</u>	<u>Total</u>
CASH FLOWS FROM OPERATING ACTIVITIES			
Cash received from customers	\$ 4,952,123	\$ 813,446	\$ 5,765,569
Cash payments to suppliers for goods and services	(5,025,532)	(830,682)	(5,856,214)
Cash paid to employees for services		(18,921)	(18,921)
Other operating revenues		17,411	17,411
Net cash used for operating activities	<u>(73,409)</u>	<u>(18,746)</u>	<u>(92,155)</u>
Net increase (decrease) in cash and cash equivalents	(73,409)	(18,746)	(92,155)
Cash and cash equivalents - January 1, 2011	371,112	184,792	555,904
Cash and cash equivalents - December 31, 2011	<u>\$ 297,703</u>	<u>\$ 166,046</u>	<u>\$ 463,749</u>
Reconciliation of operating loss to net cash from operating activities:			
Operating loss	<u>\$ (145,832)</u>	<u>\$ (18,927)</u>	<u>\$ (164,759)</u>
Adjustments to reconcile operating loss to net cash from operating activities:			
Changes in assets and liabilities:			
Accounts receivable	(344)		(344)
Contracts payable	(671)		(671)
Accrued wages and benefits		181	181
Claims payable	73,438		73,438
Total adjustments	<u>72,423</u>	<u>181</u>	<u>72,604</u>
Net cash used for operating activities	<u>\$ (73,409)</u>	<u>\$ (18,746)</u>	<u>\$ (92,155)</u>

CITY OF ELYRIA, OHIO
SCHEDULE OF REVENUES, EXPENSES AND CHANGES IN FUND EQUITY
BUDGET AND ACTUAL (NON-GAAP BUDGETARY BASIS)-
EMPLOYEES' HEALTH INSURANCE FUND-LEGAL APPROPRIATION LEVEL
FOR THE YEAR ENDED DECEMBER 31, 2011

	<u>EMPLOYEES' HEALTH INSURANCE FUND</u>			Variance with Final Budget Positive (Negative)
	<u>Budgeted Amounts</u>		<u>Actual</u>	
	<u>Original</u>	<u>Final</u>		
REVENUES				
Charges for services	\$ 5,260,000	\$ 4,940,000	\$ 4,952,120	\$ 12,120
TOTAL REVENUES	<u>5,260,000</u>	<u>4,940,000</u>	<u>4,952,120</u>	<u>12,120</u>
EXPENSES				
GENERAL GOVERNMENT				
Employees' Health Insurance				
Fringe benefits	5,200,000	5,200,000	5,013,116	186,884
Operation and maintenance	19,000	19,000	13,113	5,887
Total Employees' Health Insurance	<u>5,219,000</u>	<u>5,219,000</u>	<u>5,026,229</u>	<u>192,771</u>
TOTAL GENERAL GOVERNMENT	<u>5,219,000</u>	<u>5,219,000</u>	<u>5,026,229</u>	<u>192,771</u>
TOTAL EXPENSES	<u>5,219,000</u>	<u>5,219,000</u>	<u>5,026,229</u>	<u>192,771</u>
Net change in fund equity	41,000	(279,000)	(74,109)	204,891
Adjustment for prior year encumbrances	1,605	1,605	1,605	
FUND EQUITY AT BEGINNING OF YEAR	<u>369,507</u>	<u>369,507</u>	<u>369,507</u>	
FUND EQUITY AT END OF YEAR	<u>\$ 412,112</u>	<u>\$ 92,112</u>	<u>\$ 297,003</u>	<u>\$ 204,891</u>

CITY OF ELYRIA, OHIO
SCHEDULE OF REVENUES, EXPENSES AND CHANGES IN FUND EQUITY
BUDGET AND ACTUAL (NON-GAAP BUDGETARY BASIS)-
WORKERS' COMPENSATION FUND-LEGAL APPROPRIATION LEVEL
FOR THE YEAR ENDED DECEMBER 31, 2011

	<u>WORKERS' COMPENSATION FUND</u>			Variance with Final Budget Positive (Negative)
	<u>Budgeted Amounts</u>		<u>Actual</u>	
	<u>Original</u>	<u>Final</u>		
REVENUES				
Charges for services	\$ 900,000	\$ 900,000	\$ 813,446	\$ (86,554)
Miscellaneous revenues	20,000	20,000	17,411	(2,589)
TOTAL REVENUES	<u>920,000</u>	<u>920,000</u>	<u>830,857</u>	<u>(89,143)</u>
EXPENSES				
Workers' Compensation				
Personal services	19,662	19,662	18,921	741
Fringe benefits	1,004,682	1,004,682	863,476	141,206
Operation and maintenance	59,831	59,831	58,642	1,189
Total Workers' Compensation	<u>1,084,175</u>	<u>1,084,175</u>	<u>941,039</u>	<u>143,136</u>
TOTAL EXPENSES	<u>1,084,175</u>	<u>1,084,175</u>	<u>941,039</u>	<u>143,136</u>
Operating loss	(164,175)	(164,175)	(110,182)	53,993
NONOPERATING REVENUES				
Other sources			84,714	84,714
TOTAL NONOPERATING REVENUES			84,714	84,714
Net change in fund equity	<u>(164,175)</u>	<u>(164,175)</u>	<u>(25,468)</u>	<u>138,707</u>
Adjustment for prior year encumbrances	194	194	194	
FUND EQUITY AT BEGINNING OF YEAR	<u>184,273</u>	<u>184,273</u>	<u>184,273</u>	
FUND EQUITY AT END OF YEAR	<u>\$ 20,292</u>	<u>\$ 20,292</u>	<u>\$ 158,999</u>	<u>\$ 138,707</u>

AGENCY FUNDS

Agency Funds are used to account for assets held by a governmental unit as an agent for individuals, private organizations, other governmental units, and / or other funds.

* * * * *

Consumer Deposits

Security deposits charged by the public utilities division for water services.

Excavating Permits

Security deposits held by the City for excavating projects.

State Health Fees

Fees collected by the City for the State of Ohio.

Unclaimed Monies

Monies left unclaimed which are held for five years and then deposited to the General Fund per Section 9.39 of the Ohio Revised Code.

Municipal Court

Fines and fees collected by the Elyria Municipal Court to be disbursed to various parties.

Land Purchase Deposits

To account for deposits on the sale of City owned land.

Lorain County Utility Charges

To account for the collection of utility charges for other jurisdictions to be paid to Lorain County.

Payroll Revolving

To account for monies withheld from employees' salaries and wages to be disbursed to other governmental entities.

Fire Damage Deposits

Insurance proceeds held by the City to guarantee the proper repair, securing or removal of fire damage buildings.

Police Department Deposit

Evidence monies held by the City to be disbursed to various parties as decreed by the Elyria Municipal Court.

State Building Fees

Ohio Board of Building Standards Assessment fees collected by the City for the State of Ohio.

AGENCY FUNDS (continued)

Lower Black River Water Quality

To account for monies deposited with the City by various entities to be used for a cooperative study of the water quality of the lower Black river as mandated by the State of Ohio Environmental Protection Agency.

Contractors' Deposits

Security deposits held by the City so contractors obtain a certificate of occupancy on building projects upon completion.

Employee Cafeteria Plan

To account for monies withheld from employees' salaries and wages for reimbursement of Section 125 Plan health care and dependent care expenses.

Elyria Township JEDD Income Tax Fund

To account for the 20% share of the JEDD income tax which is due to Elyria Township.

Elyria Public Library Property Tax Fund

To account for monies collected from property taxes levied for operating the public library.

Lorain County Service Maintenance Fee Fund

To account for the collection of utility maintenance fees for other jurisdictions to be paid to Lorain County.

Elyria Police Memorial Fund

To account for monies donated to the City of Elyria for a memorial to honor Elyria Police officers killed in the line of duty.

CITY OF ELYRIA, OHIO
COMBINING STATEMENT OF CHANGES IN ASSETS AND LIABILITIES
ALL AGENCY FUNDS
FOR THE YEAR ENDED DECEMBER 31, 2011

	Balance January 1, 2011	Additions	Deductions	Balance December 31, 2011
CONSUMER DEPOSITS FUND				
Assets:				
Equity in pooled cash and cash equivalents	\$ 426,866	\$ 181,734	\$ 146,662	\$ 461,938
Liabilities:				
Other liabilities	\$ 426,866	\$ 181,734	\$ 146,662	\$ 461,938
EXCAVATING PERMITS FUND				
Assets:				
Equity in pooled cash and cash equivalents	\$ 16,005	\$ 17,900	\$	\$ 33,905
Liabilities:				
Other liabilities	\$ 16,005	\$ 17,900	\$	\$ 33,905
STATE HEALTH FEES FUND				
Assets:				
Equity in pooled cash and cash equivalents	\$ 4,807	\$ 9,831	\$ 10,223	\$ 4,415
Liabilities:				
Due to other governments	\$ 4,807	\$ 9,831	\$ 10,223	\$ 4,415
UNCLAIMED MONIES FUND				
Assets:				
Equity in pooled cash and cash equivalents	\$ 76,292	\$ 4,340	\$ 79	\$ 80,553
Liabilities:				
Other liabilities	\$ 76,292	\$ 4,340	\$ 79	\$ 80,553
MUNICIPAL COURT FUND				
Assets:				
Cash and cash equivalents-segregated accounts	\$ 579,463	\$ 4,599,282	\$ 4,584,008	\$ 594,737
Liabilities:				
Accounts payable	\$ 73,453	\$ 101,155	\$ 73,453	\$ 101,155
Other liabilities	506,010	493,582	506,010	493,582
Total liabilities	\$ 579,463	\$ 594,737	\$ 579,463	\$ 594,737
LAND PURCHASE DEPOSITS FUND				
Assets:				
Equity in pooled cash and cash equivalents	\$ 1,385	\$	\$	\$ 1,385
Liabilities:				
Other liabilities	\$ 1,385	\$	\$	\$ 1,385

(Continued on subsequent page)

**CITY OF ELYRIA, OHIO
 COMBINING STATEMENT OF CHANGES IN ASSETS AND LIABILITIES
 ALL AGENCY FUNDS
 FOR THE YEAR ENDED DECEMBER 31, 2011**

	Balance January 1, 2011	Additions	Deductions	Balance December 31, 2011
LORAIN COUNTY UTILITY CHARGES FUND				
Assets:				
Equity in pooled cash and cash equivalents	\$ 51,986	\$ 241,619	\$ 251,251	\$ 42,354
Liabilities:				
Due to other governments	\$ 51,986	\$ 241,619	\$ 251,251	\$ 42,354
PAYROLL REVOLVING FUND				
Assets:				
Equity in pooled cash and cash equivalents	\$ 253,234	\$ 28,674,200	\$ 28,671,454	\$ 255,980
Liabilities:				
Accounts payable	\$ 245,327	\$ 2,710,749	\$ 2,710,681	\$ 245,395
Due to other governments	7,907	4,051,277	4,048,599	10,585
Total liabilities	\$ 253,234	\$ 6,762,026	\$ 6,759,280	\$ 255,980
FIRE DAMAGE DEPOSITS FUND				
Assets:				
Equity in pooled cash and cash equivalents	\$ 59,940	\$ 28,739	\$ 56,819	\$ 31,860
Liabilities:				
Accounts payable	\$ 59,940	\$ 28,739	\$ 56,819	\$ 31,860
POLICE DEPARTMENT DEPOSIT FUND				
Assets:				
Equity in pooled cash and cash equivalents	\$ 63,538	\$	\$	\$ 63,538
Liabilities:				
Other liabilities	\$ 63,538	\$	\$	\$ 63,538
STATE BUILDING FEES FUND				
Assets:				
Equity in pooled cash and cash equivalents	\$ 5,968	\$ 12,656	\$ 14,293	\$ 4,331
Liabilities:				
Due to other governments	\$ 5,968	\$ 12,656	\$ 14,293	\$ 4,331
LOWER BLACK RIVER WATER QUALITY FUND				
Assets:				
Equity in pooled cash and cash equivalents	\$ 717	\$	\$	\$ 717
Liabilities:				
Accounts payable	\$ 717	\$	\$	\$ 717
CONTRACTORS' DEPOSITS FUND				
Assets:				
Equity in pooled cash and cash equivalents	\$ 4,225	\$ 2,950	\$ 3,450	\$ 3,725
Liabilities:				
Other liabilities	\$ 4,225	\$ 2,950	\$ 3,450	\$ 3,725

(Continued on subsequent page)

**CITY OF ELYRIA, OHIO
COMBINING STATEMENT OF CHANGES IN ASSETS AND LIABILITIES
ALL AGENCY FUNDS
FOR THE YEAR ENDED DECEMBER 31, 2011**

	Balance January 1, 2011	Additions	Deductions	Balance December 31, 2011
EMPLOYEE CAFETERIA PLAN FUND				
Assets:				
Equity in pooled cash and cash equivalents	\$ 16,681	\$ 43,642	\$ 39,072	\$ 21,251
Liabilities:				
Other liabilities	\$ 16,681	\$ 43,642	\$ 39,072	\$ 21,251
ELYRIA TOWNSHIP JEDD INCOME TAX FUND				
Assets:				
Income tax receivable	\$ 20,368	\$ 19,477	\$ 20,368	\$ 19,477
Liabilities:				
Due to other governments	\$ 20,368	\$ 19,477	\$ 20,368	\$ 19,477
ELYRIA PUBLIC LIBRARY PROPERTY TAX FUND				
Assets:				
Property tax receivable	\$ 1,608,477	\$ 1,605,481	\$ 1,608,477	\$ 1,605,481
Liabilities:				
Due to other governments	\$ 1,608,477	\$ 1,605,481	\$ 1,608,477	\$ 1,605,481
LORAIN COUNTY SERVICE MAINTENANCE FEE FUND				
Assets:				
Equity in pooled cash and cash equivalents	\$ 22,757	\$ 127,828	\$ 128,580	\$ 22,005
Liabilities:				
Due to other governments	\$ 22,757	\$ 127,828	\$ 128,580	\$ 22,005
ELYRIA POLICE MEMORIAL FUND				
Assets:				
Equity in pooled cash and cash equivalents	\$ 4,506	\$	\$	\$ 4,506
Liabilities:				
Other liabilities	\$ 4,506	\$	\$	\$ 4,506
TOTAL AGENCY FUNDS				
Assets:				
Equity in pooled cash and cash equivalents	\$ 1,008,907	\$ 29,345,439	\$ 29,321,883	\$ 1,032,463
Cash and cash equivalents-segregated accounts	579,463	4,599,282	4,584,008	594,737
Property tax receivable	1,608,477	1,605,481	1,608,477	1,605,481
Income tax receivable	20,368	19,477	20,368	19,477
Total assets	\$ 3,217,215	\$ 35,569,679	\$ 35,534,736	\$ 3,252,158
Liabilities:				
Accounts payable	\$ 379,437	\$ 2,840,643	\$ 2,840,953	\$ 379,127
Due to other governments	1,722,270	6,068,169	6,081,791	1,708,648
Other liabilities	1,115,508	744,148	695,273	1,164,383
Total Liabilities	\$ 3,217,215	\$ 9,652,960	\$ 9,618,017	\$ 3,252,158

STATISTICAL SECTION



Showdown at Sandy Ridge
Lorain County Metropark

STATISTICAL SECTION

This part of the City of Elyria's comprehensive annual financial report presents detailed information as a context for understanding what the information in the financial statements, note disclosures, and required supplementary information says about the city's overall financial health.

<u>Contents</u>	<u>Pages</u>
Financial Trends - These schedules contain trend information to help the reader understand how the city's financial position has changed over time.	S1-S5
Revenue Capacity - These schedules contain information to help the reader understand and assess the factors affecting the city's ability to generate its most significant local revenue sources, the property tax and income tax.	S6-S14
Debt Capacity - These schedules present information to help the reader assess the affordability of the city's current levels of outstanding debt and the city's ability to issue additional debt in the future.	S15-S21
Economic and Demographic Information - These schedules offer economic and demographic indicators to help the reader understand the environment within which the city's financial activities take place and to provide information that facilitates comparisons of financial information over time and among governments.	S22- S35

Sources: Unless otherwise noted, the information in these schedules is derived from the comprehensive annual financial reports for the relevant year. The city implemented GASB Statement 34 in 2003; schedules presenting government-wide information include information beginning in that year.

City of Elyria, Ohio
Net Assets By Component
Last Nine Years
(Accrual Basis of Accounting)

	<u>2011</u>	<u>2010</u>	<u>2009</u>	<u>2008</u>	<u>2007</u>	<u>2006</u>	<u>2005</u>	<u>2004</u>	<u>2003</u>
Governmental Activities									
Invested in Capital Assets, Net of Related Debt	\$55,127,394	\$54,196,053	\$52,728,068	\$49,298,032	\$38,008,622	\$37,882,715	\$35,063,198	\$33,372,096	\$29,697,842
Restricted:									
Public safety	742,785	1,007,103	856,433	793,876	972,925	1,124,522	1,074,095	1,044,444	1,075,665
Health	286,833	308,881	347,516	367,076	291,798	212,739	105,422	226,439	183,371
Community environment	5,051,569	4,924,758	4,388,641	4,749,561	4,307,144	3,836,932	3,806,528	3,805,840	3,504,795
Highways and streets	938,962	620,245	1,007,160	1,003,966	883,238	766,727	838,063	808,622	1,134,296
Debt service	284,215	905,383	691,077	596,372	1,262,673	1,471,603	1,590,304	1,942,362	3,504,081
Other Purposes	1,899,232	2,166,695	2,571,197	2,540,469	262,093	234,095	191,675	134,783	348,601
Non-expendable:									
Health	477,122	469,307	460,731	460,852	447,349	442,440	422,190	417,481	
Unrestricted	<u>4,037,855</u>	<u>2,237,974</u>	<u>222,610</u>	<u>3,076,042</u>	<u>7,932,774</u>	<u>5,970,863</u>	<u>6,705,600</u>	<u>4,104,270</u>	<u>3,883,049</u>
Total Governmental Activities Net Assets	<u>\$68,845,967</u>	<u>\$66,836,399</u>	<u>\$63,273,433</u>	<u>\$62,886,246</u>	<u>\$54,368,616</u>	<u>\$51,942,636</u>	<u>\$49,797,075</u>	<u>\$45,856,337</u>	<u>\$43,331,700</u>
Business Type - Activities									
Invested in Capital Assets, Net of Related Debt	\$33,196,615	\$29,367,060	\$29,796,937	\$30,185,728	\$31,253,834	\$31,819,163	\$34,470,219	\$35,624,042	\$35,748,505
Unrestricted	<u>(1,613,031)</u>	<u>2,676,465</u>	<u>1,898,963</u>	<u>2,775,912</u>	<u>4,357,931</u>	<u>5,416,769</u>	<u>4,369,045</u>	<u>4,331,938</u>	<u>6,307,046</u>
Total Business-Type Activities Net Assets	<u>\$31,583,584</u>	<u>\$32,043,525</u>	<u>\$31,695,900</u>	<u>\$32,961,640</u>	<u>\$35,611,765</u>	<u>\$37,235,932</u>	<u>\$38,839,264</u>	<u>\$39,955,980</u>	<u>\$42,055,551</u>
Primary Government									
Invested in Capital Assets, Net of Related Debt	\$88,324,009	\$83,563,113	\$82,525,005	\$79,483,760	\$69,262,456	\$69,701,878	\$69,533,417	\$68,996,138	\$65,446,347
Restricted for:									
Public safety	742,785	1,007,103	856,433	793,876	972,925	1,124,522	1,074,095	1,044,444	1,075,665
Health	286,833	308,881	347,516	367,076	291,798	212,739	105,422	226,439	183,371
Community environment	5,051,569	4,924,758	4,388,641	4,749,561	4,307,144	3,836,932	3,806,528	3,805,840	3,504,795
Highways and streets	938,962	620,245	1,007,160	1,003,966	883,238	766,727	838,063	808,622	1,134,296
Debt service	284,215	905,383	691,077	596,372	1,262,673	1,471,603	1,590,304	1,942,362	3,504,081
Other Purposes	1,899,232	2,166,695	2,571,197	2,540,469	262,093	234,095	191,675	134,783	348,601
Non-expendable:									
Health	477,122	469,307	460,731	460,852	447,349	442,440	422,190	417,481	
Unrestricted	<u>2,424,824</u>	<u>4,914,439</u>	<u>2,121,573</u>	<u>5,851,954</u>	<u>12,290,705</u>	<u>11,387,632</u>	<u>11,074,645</u>	<u>8,436,208</u>	<u>10,190,095</u>
Total Primary Government Net Assets	<u>\$100,429,551</u>	<u>\$98,879,924</u>	<u>\$94,969,333</u>	<u>\$95,847,886</u>	<u>\$89,980,381</u>	<u>\$89,178,568</u>	<u>\$88,636,339</u>	<u>\$85,812,317</u>	<u>\$85,387,251</u>

Source: Respective Comprehensive Annual Financial Reports (Statement of Net Assets)

Note: The City of Elyria Implemented GASB Statement 34 in 2003.

City of Elyria, Ohio
Changes in Net Assets
Last Nine Years
(Accrual Basis of Accounting)

	2011	2010	2009	2008	2007	2006	2005	2004	2003
Program Revenues									
Governmental Activities:									
Charges for Services:									
Public safety	\$33,654	\$68,590	\$230,580	\$367,352	\$439,121	\$489,385	\$464,291	\$564,170	\$499,390
Health	802,884	901,449	834,805	1,064,714	950,272	1,066,153	1,189,172	1,146,189	1,014,288
Culture and recreation	178,591	178,094	179,762	200,808	205,283	192,011	170,072	177,792	155,728
Community environment	723,155	427,848	815,721	525,534	673,805	757,840	4,795	10,176	8,029
Highway and streets									
General Government	2,323,500	2,038,549	2,171,865	2,524,606	2,763,460	3,132,198	3,141,512	2,784,396	2,375,181
Subtotal - Charges for Services	4,061,784	3,614,530	4,232,733	4,683,014	5,031,941	5,637,587	4,969,842	4,682,723	4,052,616
Operating grants and contributions	5,772,703	3,470,388	2,528,700	1,858,407	2,242,188	1,670,498	1,653,771	2,235,083	2,019,139
Capital grants and contributions	1,465,219	5,465,592	3,252,511	13,710,298	769,089	1,964,958	2,528,848	2,829,299	1,922,423
Total Governmental Activities Program Revenues	11,299,706	12,550,510	10,013,944	20,251,719	8,043,218	9,273,043	9,152,461	9,747,105	7,994,178
Business-Type Activities:									
Charges for Services:									
Water	8,687,534	7,827,256	6,645,710	5,864,226	5,859,917	5,653,958	5,528,430	5,003,529	4,777,110
Special parks & recreation	256,273	241,882	231,253	323,574	337,529	321,078	292,890	283,979	214,094
Sanitation	4,095,269	4,015,156	3,746,752	3,134,169	3,339,642	3,038,891	3,017,630	2,975,839	2,645,629
Wastewater Pollution Control	10,808,362	10,526,504	9,770,955	9,835,113	9,727,869	9,732,738	9,661,676	8,820,307	8,946,546
Operating grants and contributions	150,000	41,832	172,931	128,260	124,112	32,355	104,008	96,028	61,756
Capital grants and contributions	16,489	347,964	25,119	129,874	182,504	171,709	105,505	51,948	86,131
Total Business-Type Activities Program Revenues	24,013,927	23,000,594	20,592,720	19,415,216	19,571,573	18,950,729	18,710,139	17,231,630	16,731,266
Total Primary Government Program Revenues	\$35,313,633	\$35,551,104	\$30,606,664	\$39,666,935	\$27,614,791	\$28,223,772	\$27,862,600	\$26,978,735	\$24,725,444

Source: Respective Comprehensive Annual Financial Reports (Statement of Activities)

Note: The City of Elyria Implemented GASB Statement 34 in 2003.

(continued)

City of Elyria, Ohio
Changes in Net Assets (continued)
Last Nine Years
(Accrual Basis of Accounting)

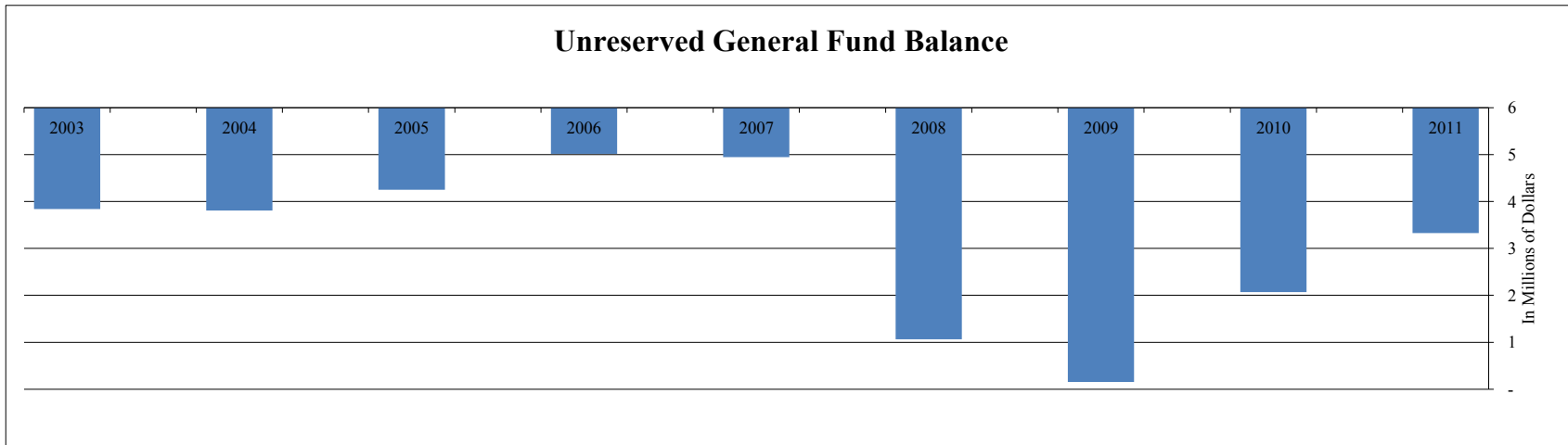
	2011	2010	2009	2008	2007	2006	2005	2004	2003
Expenses									
Governmental Activities:									
Public safety	\$20,096,325	\$18,988,400	\$20,248,006	\$23,241,071	\$20,746,034	\$20,851,317	\$19,528,348	\$19,578,462	\$19,808,236
Health	2,076,012	2,282,178	2,309,335	2,540,306	2,452,163	2,568,869	2,992,268	2,789,743	2,749,524
Culture and recreation	1,721,823	1,551,008	1,424,063	2,704,509	2,500,151	2,463,610	2,374,010	2,522,883	2,511,424
Community environment	4,373,694	3,037,800	2,051,503	1,940,846	1,704,949	1,741,812	1,870,225	2,105,014	1,976,381
Highways and streets	5,091,213	5,713,819	3,733,173	3,910,616	3,551,406	3,276,038	3,240,837	3,079,005	3,109,831
General government	8,503,771	8,307,217	8,372,028	10,021,557	8,043,382	8,271,237	7,948,645	7,390,522	7,568,158
Interest and fiscal charges	1,430,156	1,429,014	1,497,970	1,798,904	1,755,470	1,171,780	986,994	1,237,712	1,308,289
<i>Total Governmental Activities Expenses</i>	43,292,994	41,309,436	39,636,078	46,157,809	40,753,555	40,344,663	38,941,327	38,703,341	39,031,843
Business-Type Activities									
Water	7,683,838	7,098,581	7,383,133	7,448,276	6,926,055	6,641,584	6,375,523	5,933,824	5,630,930
Special parks & recreation	216,817	340,608	601,210	326,255	337,082	317,879	292,998	297,859	299,535
Sanitation	5,274,289	3,653,211	3,396,797	3,339,232	3,316,235	3,132,454	3,184,255	2,978,122	3,035,312
Wastewater Pollution Control	11,402,498	11,634,500	10,563,625	11,186,406	11,046,445	10,999,541	10,371,975	10,354,570	10,811,134
<i>Total Business-Type Activities Expenses</i>	24,577,442	22,726,900	21,944,765	22,300,169	21,625,817	21,091,458	20,224,751	19,564,375	19,776,911
<i>Total Primary Government Program Expenses</i>	67,870,436	64,036,336	61,580,843	68,457,978	62,379,372	61,436,121	59,166,078	58,267,716	58,808,754
Net (Expense)/Revenue									
Governmental Activities	(31,993,288)	(28,758,926)	(29,622,134)	(25,906,090)	(32,710,337)	(31,071,620)	(29,788,866)	(28,956,236)	(31,037,665)
Business-Type Activities	(563,515)	273,694	(1,352,045)	(2,884,953)	(2,054,244)	(2,140,729)	(1,514,612)	(2,332,745)	(3,045,645)
<i>Total Primary Government Net Expense</i>	(32,556,803)	(28,485,232)	(30,974,179)	(28,791,043)	(34,764,581)	(33,212,349)	(31,303,478)	(31,288,981)	(34,083,310)
General Revenues and Other Changes in Net Assets									
Governmental Activities									
Taxes:									
Property taxes	3,357,482	3,883,089	3,904,036	3,993,165	4,194,264	3,913,589	3,726,157	3,699,197	3,554,126
Municipal income taxes	21,983,833	20,115,876	18,160,200	22,268,109	21,187,484	21,470,263	23,057,107	20,722,890	21,401,274
Gasoline and motor vehicle taxes	2,761,232	2,822,938	2,809,643	2,931,491	2,936,903	3,050,275	2,769,274	2,879,983	2,805,188
Other local taxes	738,367	707,350	518,482	475,177	508,796	494,882	464,747	512,147	472,301
Unrestricted intergovernmental revenues and contributions	5,115,757	4,759,534	3,829,669	3,891,611	3,992,282	2,849,785	3,116,189	3,012,969	4,070,303
Investment earnings	18,474	17,278	40,195	376,408	1,087,322	850,323	414,181	210,665	179,864
Miscellaneous	27,711	15,827	747,096	487,759	1,228,316	554,055	146,041	160,670	190,574
Gain on sale of capital assets	0	0	0	0	950	34,009	35,908	282,352	-
<i>Total Governmental Activities</i>	34,002,856	32,321,892	30,009,321	34,423,720	35,136,317	33,217,181	33,729,604	31,480,873	32,673,630
Business-Type Activities									
Investment earnings	4,122	10,628	42,078	159,941	314,195	396,537	248,600	82,040	176,754
Miscellaneous	99,452	63,303	44,227	74,887	115,882	140,860	149,296	151,134	188,606
<i>Total Business-Type Activities</i>	103,574	73,931	86,305	234,828	430,077	537,397	397,896	233,174	365,360
<i>Total Primary Government General Revenues and Other Changes in Net Assets</i>	34,106,430	32,395,823	30,095,626	34,658,548	35,566,394	33,754,578	34,127,500	31,714,047	33,038,990
Change in Net Assets									
Governmental Activities	2,009,568	3,562,966	387,187	8,517,630	2,425,980	2,145,561	3,940,738	2,524,637	1,635,965
Business-Type Activities	(459,941)	347,625	(1,265,740)	(2,650,125)	(1,624,167)	(1,603,332)	(1,116,716)	(2,099,571)	(2,680,285)
<i>Total Primary Government Change in Net Assets</i>	\$1,549,627	\$3,910,591	(\$878,553)	\$5,867,505	\$801,813	\$542,229	\$2,824,022	\$425,066	(\$1,044,320)

Source: Respective Comprehensive Annual Financial Reports (Statement of Activities)

Note: The City of Elyria Implemented GASB Statement 34 in 2003.

City of Elyria, Ohio
Fund Balances, Governmental Funds
Last Nine Years
(Modified Accrual Basis of Accounting)

	2011	2010	2009	2008	2007	2006	2005	2004	2003
General Fund									
Assigned	\$ 569,402	\$	\$	\$	\$	\$	\$	\$	\$
Unassigned	3,326,649								
Reserved for encumbrances		558,959	419,578	979,830	434,633	359,503	1,298,551	311,772	432,901
Unreserved		2,068,602	151,931	1,061,601	4,945,240	5,016,011	4,248,850	3,807,061	3,840,450
Total General Fund	3,896,051	2,627,561	571,509	2,041,431	5,379,873	5,375,514	5,547,401	4,118,833	4,273,351
All Other Governmental Funds									
Fund Balances:									
Nonspendable	477,122								
Restricted	10,820,686								
Committed	3,086,363								
Assigned									
Unassigned	(8,144,012)								
Reserved for encumbrances		3,558,309	1,908,845	7,104,752	1,661,648	9,359,972	1,669,156	4,057,806	4,410,468
Reserved for rehabilitation loans		4,567,331	4,505,399	4,475,028	4,265,218	3,993,408	3,852,268	3,848,983	3,816,990
Reserved for endowment		469,307	460,731	460,852	447,349	442,440	422,190	417,481	395,746
Reserved for debt service		905,383	691,077	596,372	1,262,673	1,471,603	1,590,304	1,942,362	2,243,278
Unreserved Reported in:									
Special Revenue funds		1,634,774	4,216,276	4,566,007	3,486,845	3,069,667	2,890,285	3,119,077	2,266,291
Capital Projects funds		(4,270,317)	(4,571,369)	(10,027,676)	(6,796,310)	(15,228,772)	(4,756,014)	(8,233,670)	(5,325,869)
Total All Other Governmental Funds	6,240,159	6,864,787	7,210,959	7,175,335	4,327,423	3,108,318	5,668,189	5,152,039	7,806,904
Total Governmental Funds	\$ 10,136,210	\$ 9,492,348	\$ 7,782,468	\$ 9,216,766	\$ 9,707,296	\$ 8,483,832	\$ 11,215,590	\$ 9,270,872	\$ 12,080,255



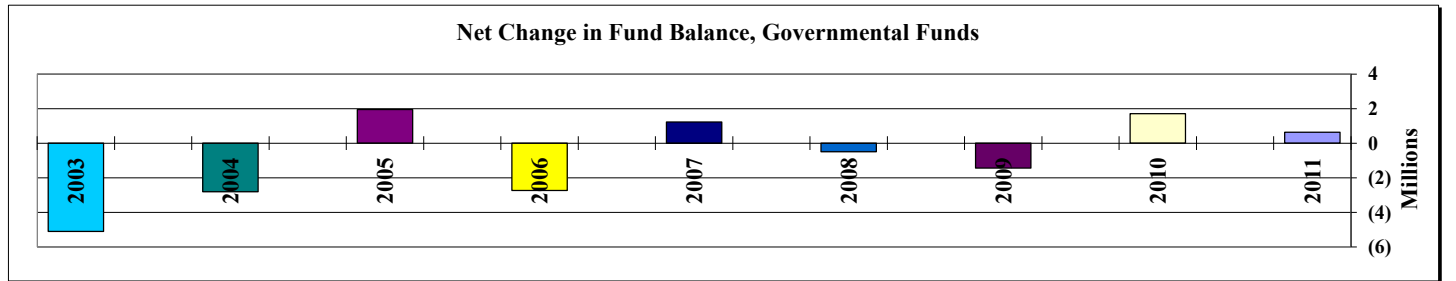
Source: Respective Comprehensive Annual Financial Reports

Note: The City of Elyria Implemented GASB Statement 34 in 2003.

Note: The City of Elyria Implemented GASB Statement 54 in 2011.

City of Elyria, Ohio
Changes in Fund Balances, Governmental Funds
Last Nine Years
(Modified Accrual Basis of Accounting)

	2011	2010	2009	2008	2007	2006	2005	2004	2003
Revenues									
Taxes:									
Property	\$3,357,482	\$3,883,089	\$3,904,036	\$3,993,165	\$4,194,264	\$3,913,589	\$3,726,157	\$3,699,197	\$3,554,126
Income	21,124,035	20,514,419	19,135,656	21,577,317	21,423,070	22,129,257	22,180,474	20,868,259	19,285,562
Other local	1,587,099	1,563,454	1,366,086	1,337,861	1,394,590	1,385,290	464,747	512,147	472,301
Tax increment financing payments	861,443	570,913	549,094	292,968	103,542	0	0	0	0
Intergovernmental	13,234,841	14,728,501	11,470,249	21,500,163	8,966,140	8,651,387	10,159,309	10,953,412	8,732,358
Charges for services	1,791,076	1,835,603	2,012,285	2,258,023	2,224,693	2,382,732	1,693,792	1,824,885	1,749,706
Licenses and permits	786,579	479,702	856,617	567,206	748,541	851,214	639,702	564,126	641,996
Investment income	18,474	17,278	40,195	376,407	1,087,322	850,323	414,181	210,665	179,864
Special assessments	154,098	224,111	161,091	332,290	349,741	353,140	398,324	583,061	609,032
Fines and forfeitures	1,517,086	1,408,481	1,478,529	1,533,403	1,502,578	1,497,345	1,839,944	1,710,651	1,660,914
Contributions	64,741	55,837	98,484	72,911	52,763	558,749	121,587	84,021	53,155
Miscellaneous	27,711	15,827	61,308	113,972	177,512	554,055	146,041	160,670	190,574
Total Revenues	44,524,665	45,297,215	41,133,630	53,955,686	42,224,756	43,127,081	41,784,258	41,171,094	37,129,588
Expenditures									
Current:									
Public safety	19,870,879	18,382,139	19,650,539	22,265,064	20,586,863	20,283,174	18,400,262	18,880,662	18,918,853
Health	2,086,283	2,244,093	2,270,475	2,468,764	2,472,201	2,535,825	2,894,988	2,764,501	2,673,019
Culture and recreation	1,502,688	1,294,116	1,121,497	2,351,151	2,207,061	2,139,979	1,940,794	2,112,159	2,075,772
Community environment	4,276,543	2,882,243	1,869,763	1,816,212	1,633,115	1,628,701	1,616,507	1,876,381	1,782,620
Highways and streets	1,839,924	2,392,906	1,717,609	1,818,997	1,681,542	1,454,247	1,631,160	1,546,553	1,580,228
General government	7,618,379	7,046,901	7,085,346	7,827,802	7,576,891	7,646,879	7,120,726	6,870,801	7,005,689
Capital outlay	3,912,375	6,307,333	8,867,049	16,097,240	12,321,193	7,680,489	5,556,222	7,538,423	5,626,496
Debt Service:									
Principal retirement	2,192,757	1,589,465	1,747,009	1,554,183	1,416,488	1,416,807	1,588,077	1,479,248	1,429,248
Interest and fiscal charges	1,429,975	1,432,151	1,503,633	1,817,666	1,699,981	1,169,372	1,000,508	1,243,156	1,214,591
Total Expenditures	44,729,803	43,571,347	45,832,920	58,017,079	51,595,335	45,955,473	41,749,244	44,311,884	42,306,516
<i>Excess of Revenues Over (Under) Expenditures</i>	<i>(205,138)</i>	<i>1,725,868</i>	<i>(4,699,290)</i>	<i>(4,061,393)</i>	<i>(9,370,579)</i>	<i>(2,828,392)</i>	<i>35,014</i>	<i>(3,140,790)</i>	<i>(5,176,928)</i>
Other Financing Sources (Uses)									
Transfers-in	1,526,755	472,901	285,684	803,909	1,146,725	344,967	552,458	345,496	697,099
Transfers-out	(1,526,755)	(492,901)	(285,684)	(803,909)	(1,146,725)	(344,967)	(552,458)	(345,496)	(697,099)
Proceeds from sale of bonds/notes	110,000			3,466,777	9,389,250		1,795,000		
Refunding bonds issued	6,870,000								
Payment to refunded bond escrow agent	(6,870,000)								
Proceeds from State Infrastructure bank loan	734,000		3,252,000						
Proceeds from State Issue II loan			9,552	113,273	126,944				
Settlement proceeds					1,050,804				
Premiums from sale of notes/bonds	5,000	4,012	3,440	27,590	26,095	62,625	78,796	49,055	74,747
Proceeds from sale of capital assets					950	34,009	35,908	282,352	
Bond issuance costs				(36,777)					
Total Other Financing Sources (Uses)	849,000	(15,988)	3,264,992	3,570,863	10,594,043	96,634	1,909,704	331,407	74,747
Net Change in Fund Balances	\$643,862	\$1,709,880	(\$1,434,298)	(\$490,530)	\$1,223,464	(\$2,731,758)	\$1,944,718	(\$2,809,383)	(\$5,102,181)
Debt Service as a Percentage of Noncapital Expenditures	8.88%	8.11%	8.79%	8.04%	7.94%	6.76%	7.15%	7.40%	7.21%



Source: Respective Comprehensive Annual Financial Reports

Note: The City of Elyria Implemented GASB Statement 34 in 2003.

City of Elyria, Ohio
Assessed Valuation and Estimated Actual Values of Taxable Property
Last Ten Years
(Amounts in 000's)

Collection Year	Real Property		Tangible Personal Property	
	Assessed Value Residential	Estimated Actual Value	Public Utility	
			Assessed Value	Estimated Actual Value
2011	\$602,073	\$1,720,208	\$288,147	\$823,277
2010	603,652	1,724,720	291,146	831,844
2009	658,195	1,880,557	295,538	844,394
2008	656,444	1,875,553	294,438	841,252
2007	653,685	1,867,671	304,086	868,818
2006	570,444	1,629,840	284,420	812,629
2005	546,966	1,562,760	272,645	778,986
2004	514,777	1,470,791	259,606	741,731
2003	511,474	1,461,354	260,310	743,743
2002	508,046	1,451,560	255,037	728,677

Real property is reappraised every six years with a State mandated update of the current market value in the third year following each reappraisal.

The assessed value of real property (including public utility real property) is 35 percent of estimated true value. The assessed value of public utility personal property is 35 percent of estimated true value. General business tangible personal property was assessed in previous years at 25 percent of estimated true value. General business tangible personal property tax is being phased out beginning in 2006. For collection year 2007 general business tangible personal property were assessed at 12.50 percent. The percentage will be 6.25 percent for 2008, and zero for 2009.

The tangible personal property values associated with each year are the values that, when multiplied by the applicable rates, generated the property tax revenue billed in that year. For real property, the amounts generated by multiplying the assessed values by the applicable rates would be reduced by the 10%, 2 1/2% and homestead exemptions before being billed. Beginning in the 2006 collection year, the 10% rollback for commercial/industrial property has been eliminated.

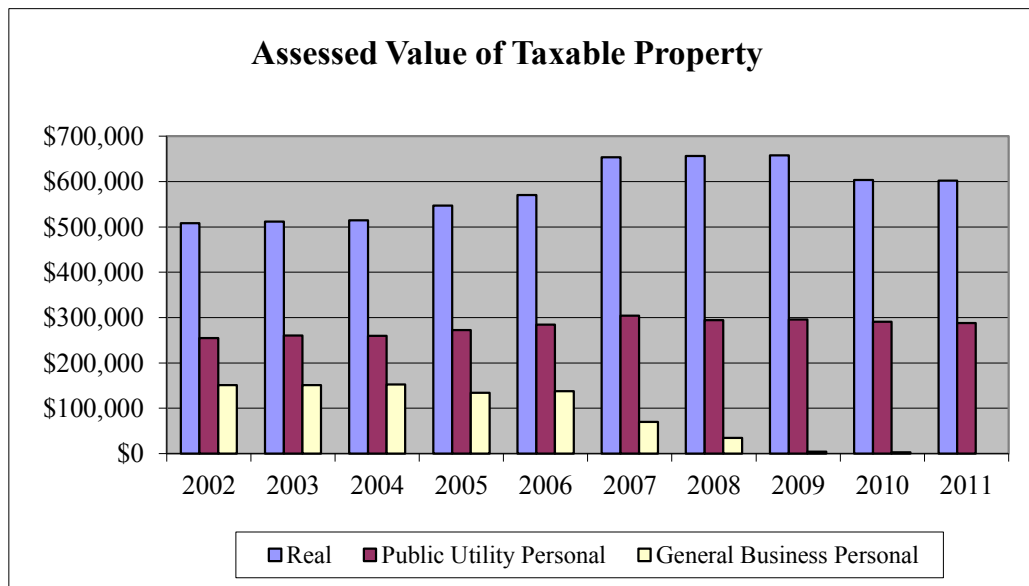
City of Elyria, Ohio

Assessed Valuation and Estimated Actual Values of Taxable Property (Continued)

Last Ten Years

(Amounts in 000's)

Collection Year	Tangible Personal Property		Total			
	General Business		Assessed Value	Estimated		Total Tax Rate
	Assessed Value	Estimated Actual Value		Assessed Value	Estimated Actual Value	
2011	\$0	\$0	\$890,220	\$2,543,485	\$91.82	
2010	2,731	0	897,529	2,556,564	86.26	
2009	4,125	66,000	957,858	2,790,951	84.54	
2008	34,307	548,913	985,189	3,265,718	84.34	
2007	69,654	557,232	1,027,425	3,293,721	80.54	
2006	138,008	552,032	992,872	2,994,501	81.37	
2005	134,118	536,472	953,729	2,878,218	77.32	
2004	152,252	609,008	926,635	2,821,530	76.27	
2003	150,857	603,428	922,641	2,808,525	76.35	
2002	150,928	603,712	914,011	2,783,949	76.63	



City of Elyria, Ohio
Property Tax Rates - Direct and Overlapping Governments
(Per \$1,000 of Assessed Valuation)
Last Ten Years

	2011	2010	2009	2008	2007
Unvoted Millage					
Operating	\$1.4000	\$1.4000	\$1.7000	\$1.7000	\$1.7000
Debt Service	2.2000	2.2000	1.9000	1.9000	1.9000
Fire Pension	0.3000	0.3000	0.3000	0.3000	0.3000
Police Pension	0.3000	0.3000	0.3000	0.3000	0.3000
<i>Total Unvoted Millage</i>	<u>4.2000</u>	<u>4.2000</u>	<u>4.2000</u>	<u>4.2000</u>	<u>4.2000</u>
Charter Millage					
Elyria School District	69.5800	64.3200	63.5000	63.3000	59.4000
Lorain County Vocational School	2.4500	2.4500	2.4500	2.4500	2.4500
Lorain County	13.6900	13.3900	13.3900	13.3900	13.4900
Elyria Public Library	1.0000	1.0000	1.0000	1.0000	1.0000
<i>Total Charter Millage</i>	<u>86.7200</u>	<u>81.1600</u>	<u>80.3400</u>	<u>80.1400</u>	<u>76.3400</u>
Total Millage	<u><u>\$90.9200</u></u>	<u><u>\$85.3600</u></u>	<u><u>\$84.5400</u></u>	<u><u>\$84.3400</u></u>	<u><u>\$80.5400</u></u>
Overlapping Rates by Taxing District					
City School District	\$ 69.5800	\$ 64.3200	\$ 63.5000	\$ 63.3000	\$ 59.4000
County	\$ 13.6900	\$ 13.3900	\$ 13.3900	\$ 13.3900	\$ 13.4900
Joint Vocational School	\$ 2.4500	\$ 2.4500	\$ 2.4500	\$ 2.4500	\$ 2.4500

Source: Lorain County Treasurer

Notes: The rates presented for a particular calendar year are the rates that, when applied to the assessed values presented in the Assessed Value Table, generated the property tax revenue billed in that year. The City's basic property tax rate may be increased only by a majority vote of the City's residents.

Charter millage is consistently applied to all types of property.

The real property tax rates for the voted levies of the overlapping taxing districts are reduced so that inflationary increases in value do not generate additional revenue.

Overlapping rates are those of local and county governments that apply to property owners within the City.

(Continued)

City of Elyria, Ohio
Property Tax Rates - Direct and Overlapping Governments (Continued)
(Per \$1,000 of Assessed Valuation)
Last Ten Years

	2006	2005	2004	2003	2002
Unvoted Millage					
Operating	\$1.7000	\$1.7000	\$1.7000	\$1.7000	\$1.9000
Debt Service	1.9000	1.9000	1.9000	1.9000	1.7000
Fire Pension	0.3000	0.3000	0.3000	0.3000	0.3000
Police Pension	0.3000	0.3000	0.3000	0.3000	0.3000
<i>Total Unvoted Millage</i>	<u>4.2000</u>	<u>4.2000</u>	<u>4.2000</u>	<u>4.2000</u>	<u>4.2000</u>
Charter Millage					
Elyria School District	56.4800	56.7300	56.7300	56.8100	57.1100
Lorain County Vocational School	2.4500	2.4500	2.4500	2.4500	2.4500
Lorain County	13.1900	12.8900	12.8900	12.8900	10.7900
Elyria Public Library	1.0000				
<i>Total Charter Millage</i>	<u>73.1200</u>	<u>72.0700</u>	<u>72.0700</u>	<u>72.1500</u>	<u>70.3500</u>
Total Millage	<u><u>\$77.3200</u></u>	<u><u>\$76.2700</u></u>	<u><u>\$76.2700</u></u>	<u><u>\$76.3500</u></u>	<u><u>\$74.5500</u></u>
Overlapping Rates by Taxing District					
City School District	\$ 60.2300	\$ 56.4800	\$ 56.4800	\$ 56.7300	\$ 56.8100
County	\$ 13.4900	\$ 13.1900	\$ 12.8900	\$ 12.8900	\$ 12.8900
Joint Vocational School	\$ 2.4500	\$ 2.4500	\$ 2.4500	\$ 2.4500	\$ 2.4500

Source: Lorain County Treasurer

City of Elyria, Ohio
Property Tax Levies And Collections
Last Ten Years

Year	Total Tax Levy	Current Tax Collections (1)	Percent of Current Tax Collections To Tax Levy	Delinquent Tax Collections
2011	\$4,189,095	\$3,546,439	84.66 %	\$102,790
2010	3,720,332	3,560,301	95.70	139,302
2009	3,969,011	3,777,287	95.17	169,314
2008	3,960,892	3,747,919	94.62	186,728
2007	3,974,488	3,735,871	94.00	131,911
2006	3,950,279	3,387,002	85.74	136,651
2005	3,510,722	3,368,313	95.94	118,928
2004	3,452,984	3,340,625	96.75	119,191
2003	3,258,706	3,149,562	96.65	124,685
2002	3,207,572	3,083,848	96.14	84,844

Source: Lorain County Auditor

(1) State reimbursement of rollback and homestead exemptions are included.

Note: The County does not identify delinquent collections by the year for which the tax was levied.

(Continued)

City of Elyria, Ohio
Property Tax Levies And Collections (Continued)
Last Ten Years

Year	Total Tax Collections	Percent of Total Tax Collections To Tax Levy	Accumulated Outstanding Delinquent Taxes	Percentage of Delinquent Taxes to Total Tax Levy
2011	\$3,649,229	87.11 %	\$830,290	19.82 %
2010	3,699,603	99.44	582,959	15.67
2009	3,946,601	99.44	336,568	8.48
2008	3,934,647	99.34	332,530	8.40
2007	3,867,782	97.32	326,295	8.21
2006	3,523,653	89.20	628,992	15.92
2005	3,487,241	99.33	207,688	5.92
2004	3,459,816	100.20	172,612	5.00
2003	3,274,247	100.48	170,382	5.23
2002	3,168,692	98.79	184,434	5.75

Source: Lorain County Auditor

Note: The County does not identify delinquent collections by the year for which the tax was levied.

City of Elyria, Ohio
Principal Taxpayers - Real Estate Tax
 2011 and 2002
 (Amounts in 000's)

<i>2011</i>		
Taxpayer	Real Property Assessed Valuation (1)	Percentage of Real Assessed Valuation
Ohio Edison Company First Energy	\$17,157	2.85 %
Centro Midway LLC	13,642	2.27
New Plan of Midway Inc.	7,551	1.25
First Interstate Elyria Limited Partnership	5,737	0.95
Hunters Crossing Apartments LLC Res #1	4,466	0.74
Invacare Corporation	4,082	0.68
Elyria United Methodist Village	3,426	0.57
Midway Realty Company	2,963	0.49
HK New Plan Exchange	2,853	0.47
Elyria Retirement Investors	2,779	0.46
Total	\$64,656	10.74 %
Total Real Assessed Valuation	\$602,073	

<i>2002</i>		
Taxpayer	Real Property Assessed Valuation (1)	Percentage of Real Assessed Valuation
Elyria Joint Venture	\$13,492	2.66 %
Ohio Edison	12,650	2.49
Alltel Ohio	9,419	1.85
West River Road	6,625	1.30
First Interstate	5,714	1.12
American Transmission Systems Inc.	5,578	1.10
Sears Roebuck & Company	3,925	0.77
Lorain Medical Investors	3,468	0.68
Elyria United Methodist Village	2,993	0.59
Holiday Inn of Elyria	2,946	0.58
Total	\$66,809	13.15 %
Total Real Assessed Valuation	\$508,046	

Source: Lorain County Auditor

(1) The amounts presented represent the assessed values upon which 2011 and 2002 collections were based.

City of Elyria, Ohio
Principal Taxpayers - Income Tax Withholdings
 2011
 (Amounts in 000's)

Taxpayer	<i>2011</i>	
	Income Tax Withholding	Percentage of Total Income Tax
Invacare Corporation	\$1,223	7.32 %
EMH Regional Medical Center	1,083	6.48
Lorain County	1,045	6.25
Lorain County Community College	757	4.53
Elyria Schools	630	3.77
Bendix Commercial Vehicle Systems	606	3.63
Ridge Tool Company	571	3.42
Parker Hannifin Corporation	470	2.81
Hydro-Aire Inc.	308	1.84
Elyria Foundry	259	1.55
Total	\$6,951	41.60 %
Total Income Tax Withholding	\$16,710	

Source: Regional Income Tax Agency

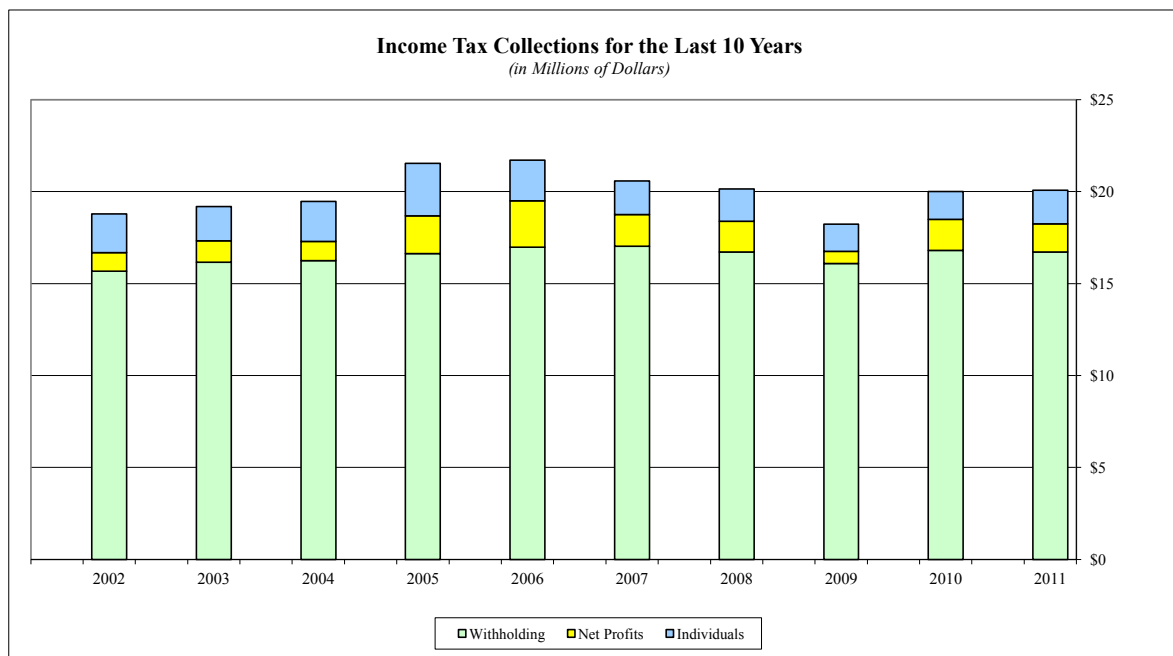
City of Elyria, Ohio
Income Tax Revenue Base and Collections
Last Ten Years

Tax Year	Tax Rate (1)	Total Tax Collected	Taxes from Withholding	Percentage of Taxes from Withholding	Taxes From Net Profits	Percentage of Taxes from Net Profits	Taxes From Individuals	Percentage of Taxes from Individuals
2011	1.75%	\$20,081,765	\$16,710,157	83.21%	\$1,539,333	7.67%	\$1,832,275	9.12%
2010	1.75	20,010,738	16,809,422	84.00	1,692,521	8.46	1,508,795	7.54
2009	1.75	18,236,158	16,092,504	88.25	654,652	3.59	1,489,002	8.17
2008	1.75	20,146,383	16,726,072	83.02	1,655,405	8.22	1,764,906	8.76
2007	1.75	20,574,626	17,028,090	82.76	1,718,523	8.35	1,828,013	8.88
2006	1.75	21,709,079	16,975,023	78.19	2,519,892	11.61	2,214,164	10.20
2005	1.75	21,538,559	16,623,249	77.18	2,064,880	9.59	2,850,430 (3)	13.23
2004	1.75	19,473,305	16,248,014	83.44	1,042,124	5.35	2,183,167	11.21
2003	1.75	19,183,875	16,166,587	84.27	1,160,762	6.05	1,856,526	9.68
2002	1.75	18,797,487 (2)	15,678,558 (2)	83.41	1,003,363	5.34	2,115,566	11.25

Source: Regional Income Tax Agency and City records

- (1) General Fund tax rate is 1.50%. The remaining .25% is a special tax to be used for law enforcement purposes only and is accounted for in the Police Levy Special Revenue Fund.
- (2) Drop in revenue was due primarily to the closing of the York International Corporation plant which was the City's third largest employer.
- (3) Large increase was due to the reduction of the income tax credit given to residents who work in and pay income tax to other municipalities. Elyria City Council reduced the credit from 100% to 50% for the six month period beginning July 1, 2004 and ending December 31, 2004.

Note: The City is prohibited by statute from presenting information regarding individual taxpayers.



City of Elyria, Ohio
*Ratio of Outstanding Debt to
Total Personal Income and Debt Per Capita
Last Nine Years*

Governmental Activities						
Year	General Obligation Notes	General Obligation Bonds	Special Assessment Bonds	State Issue II Loans	Block Grant U.S. Dept. H.U.D. 108 Loan	State Infrastructure Bank Loan
2011	\$4,750,000	\$23,379,081	\$3,199,421	\$1,068,459	\$0	\$2,724,102
2010	5,130,000	24,581,362	3,491,873	394,585	0	3,252,000
2009	5,330,000	25,843,643	3,769,325	459,049	0	3,252,000
2008	5,330,000	27,285,924	4,057,031	481,251	0	0
2007	8,890,000	28,533,205	843,242	434,173	0	0
2006	15,615,000	20,124,263	1,086,230	360,729	0	0
2005	4,700,000	21,214,766	1,342,900	255,353	0	0
2004	6,800,000	19,950,000	1,581,906	354,423	99,850	0
2003	6,700,000	20,835,000	2,077,082	453,495	179,850	0

Source: Respective Comprehensive Annual Reports

Note: Population and Personal Income data are presented on page S23

Note: The City of Elyria Implemented GASB Statement 34 in 2003.

Business-Type Activities

General Obligation Notes	General Obligation Bonds	State Issue II Loans	OWDA Loans	Total Debt	Percentage of Personal Income	Per Capita
\$3,100,000	\$10,456,510	\$0	\$21,486,696	\$70,164,269	6.47%	\$1,287
3,400,000	10,917,832	0	17,539,626	68,707,278	6.35	1,228
0	11,369,154	0	13,457,878	63,481,049	5.87	1,135
5,550,000	11,830,219	0	7,619,248	62,153,673	5.74	1,111
1,960,000	12,268,553	0	9,609,279	62,538,452	5.78	1,118
140,000	12,696,887	0	11,455,596	61,478,705	5.68	1,099
5,170,000	7,691,207	0	13,168,648	53,542,874	4.95	957
6,500,000	1,448,094	0	14,758,119	51,492,392	4.76	920
6,230,000	1,592,918	9,991	16,232,982	54,311,318	5.02	971



City of Elyria, Ohio
*Ratio of General Obligation Bonded Debt to Assessed
Value and Bonded Debt Per Capita
Last Ten Years*

Year	Population (1)(2)	Estimated Actual Value of Taxable Property (3)	Net Bonded Debt (4)	Ratio of Net Bonded Debt to Estimated Actual Value of Taxable Property	Net Bonded Debt Per Capital
2011	54,533 (1)	\$2,543,485,000	\$41,401,376	1.63 %	\$759.20
2010	55,953 (2)	2,556,564,000	44,029,194	1.72	786.90
2009	55,953 (2)	2,790,951,000	42,542,797	1.52	760.33
2008	55,953 (2)	3,265,718,000	49,996,143	1.53	893.54
2007	55,953 (2)	3,293,720,000	51,651,758	1.57	923.13
2006	55,953 (2)	2,994,501,000	48,576,150	1.62	868.16
2005	55,953 (2)	2,878,218,000	38,775,973	1.35	693.01
2004	55,953 (2)	2,821,530,000	34,698,094	1.23	620.13
2003	55,953 (2)	2,808,525,000	35,357,918	1.26	631.92
2002	55,953 (2)	2,783,949,000	30,457,742	1.09	544.35

Sources:

(1) U. S. Bureau of Census, 2010 Federal Census

(2) U. S. Bureau of Census, 2000 Federal Census

(3) Lorain County Auditor

(4) Includes all general obligation bonded debt with the exception of Special Assessment debt.

City of Elyria, Ohio
Computation of Direct and Overlapping Governmental Activities Debt
December 31, 2011

Jurisdiction	Governmental Activities Debt Outstanding	Percentage Applicable to City (3)	Amount Applicable to City
Direct - City of			
Special Assessment Bonds	\$3,199,421	100.00 %	\$3,199,421
General Obligation Bonds	23,379,081	100.00	23,379,081
OPWC Loans	1,068,459	100.00	1,068,459
<i>Total Direct Debt</i>	<u>27,646,961</u>		<u>27,646,961</u>
Overlapping			
City School District (1)			
General Obligation Bonds	43,639,971	90.08%	39,310,373
Lorain County (2)			
General Obligation Bonds	<u>29,420,000</u>	16.85%	<u>4,956,251</u>
<i>Total Overlapping Debt</i>	<u>73,059,971</u>		<u>44,266,624</u>
Total	<u><u>\$100,706,932</u></u>		<u><u>\$71,913,585</u></u>

Source: (1) Elyria City School District Comprehensive Annual Financial Report,
For the Year Ending June 30, 2011
(2) Lorain County Auditor

(3) Percentages were determined by dividing each overlapping subdivision's
assessed valuation within the City by its total assessed valuation.

City of Elyria, Ohio
Legal Debt Margin
Last Ten Years

	2011	2010	2009	2008
Total Assessed Property Value	<u>\$890,219,738</u>	<u>\$897,528,753</u>	<u>\$957,858,096</u>	<u>\$955,094,560</u>
Overall Legal Debt Limit (10 ½ % of Assessed Valuation)	<u>\$ 93,473,072</u>	<u>\$ 94,240,519</u>	<u>\$ 100,575,100</u>	<u>\$ 100,284,929</u>
Debt Outstanding:				
General Obligation Bonds	33,835,591	35,499,194	37,212,797	39,116,143
Special Assessment Bonds	3,199,421	3,491,873	3,769,325	4,057,031
General Anticipation Notes	7,850,000	8,530,000	5,330,000	10,880,000
OPWC Loans	1,068,459	394,585	459,049	481,251
OWDA Loans	21,486,696	17,539,626	13,457,878	7,619,248
State Infrastructure Bank Loan	<u>2,724,102</u>	<u>3,252,000</u>	<u>3,252,000</u>	<u>0</u>
Total Gross Indebtedness	70,164,269	68,707,278	63,481,049	62,153,673
Less:				
Special Assessment Bonds	(3,199,421)	(3,491,873)	(3,769,325)	(4,057,031)
OPWC Loans	(1,068,459)	(394,585)	(459,049)	(481,251)
OWDA Loans	(21,486,696)	(17,539,626)	(13,457,878)	(7,619,248)
State Infrastructure Bank Loans	(2,724,102)	(3,252,000)	(3,252,000)	0
General Bond Retirement Fund Balance	<u>(270,897)</u>	<u>(889,319)</u>	<u>(678,226)</u>	<u>(576,108)</u>
Total Net Debt Applicable to Debt Limit	<u>41,414,694</u>	<u>43,139,875</u>	<u>41,864,571</u>	<u>49,420,035</u>
Legal Debt Margin Within 10 ½ % Limitations	<u>\$52,058,378</u>	<u>\$51,100,644</u>	<u>\$58,710,529</u>	<u>\$50,864,894</u>
Legal Debt Margin as a Percentage of the Debt Limit	55.69%	54.22%	58.37%	50.72%
Unvoted Debt Limitation (5 ½ % of Assessed Valuation)	<u>\$48,962,086</u>	<u>\$49,364,081</u>	<u>\$52,682,195</u>	<u>\$52,530,201</u>
Total Gross Indebtedness	70,164,269	68,707,278	63,481,049	62,153,673
Less:				
Special Assessment Bonds	(3,199,421)	(3,491,873)	(3,769,325)	(4,057,031)
OPWC Loans	(1,068,459)	(394,585)	(459,049)	(481,251)
OWDA Loans	(21,486,696)	(17,539,626)	(13,457,878)	(7,619,248)
State Infrastructure Bank Loans	(2,724,102)	(3,252,000)	(3,252,000)	0
General Bond Retirement Fund Balance	<u>(270,897)</u>	<u>(889,319)</u>	<u>(678,226)</u>	<u>(576,108)</u>
Net Debt Within 5 ½ % Limitations	<u>41,414,694</u>	<u>43,139,875</u>	<u>41,864,571</u>	<u>49,420,035</u>
Unvoted Legal Debt Margin Within 5 ½ % Limitations	<u>\$7,547,392</u>	<u>\$6,224,206</u>	<u>\$10,817,624</u>	<u>\$3,110,166</u>
Unvoted legal Debt Margin as a Percentage of the Unvoted Debt Limitation	15.41%	12.61%	20.53%	5.92%

Source: City Financial Records

2007	2006	2005	2004	2003	2002
<u>\$985,188,821</u>	<u>\$1,027,425,038</u>	<u>\$992,872,390</u>	<u>\$953,729,200</u>	<u>\$926,635,029</u>	<u>\$912,696,533</u>
<u>\$ 103,444,826</u>	<u>\$ 107,879,629</u>	<u>\$ 104,251,601</u>	<u>\$ 100,141,566</u>	<u>\$ 97,296,678</u>	<u>\$ 95,833,136</u>
40,801,758	32,821,150	28,905,973	21,398,094	22,427,918	23,427,742
843,242	1,086,230	1,342,900	1,581,906	2,077,082	2,547,257
10,850,000	15,755,000	9,870,000	13,300,000	12,930,000	7,030,000
434,173	360,729	236,353	354,423	463,486	588,362
9,609,279	11,455,596	13,168,648	14,758,119	16,232,982	17,601,555
0	0	0	0	0	0
62,538,452	61,478,705	53,523,874	51,392,542	54,131,468	51,194,916
(843,242)	(1,086,230)	(1,342,900)	(1,581,906)	(2,077,082)	(2,547,257)
(434,173)	(360,729)	(236,353)	(354,423)	(463,486)	(588,362)
(9,609,279)	(11,455,596)	(13,168,648)	(14,758,119)	(16,232,982)	(17,601,555)
0	0	0	0	0	0
(1,240,977)	(1,471,603)	(1,589,684)	(1,942,362)	(2,243,278)	(2,424,827)
50,410,781	47,104,547	37,186,289	32,755,732	33,114,640	28,032,915
<u>\$53,034,045</u>	<u>\$60,775,082</u>	<u>\$67,065,312</u>	<u>\$67,385,834</u>	<u>\$64,182,038</u>	<u>\$67,800,221</u>
51.27%	56.34%	64.33%	67.29%	65.97%	70.75%
<u>\$54,185,385</u>	<u>\$56,508,377</u>	<u>\$54,607,981</u>	<u>\$52,455,106</u>	<u>\$50,964,927</u>	<u>\$50,198,309</u>
62,538,452	61,478,705	53,523,874	51,392,542	54,131,468	51,194,916
(843,242)	(1,086,230)	(1,342,900)	(1,581,906)	(2,077,082)	(2,547,257)
(434,173)	(360,729)	(236,353)	(354,423)	(463,486)	(588,362)
(9,609,279)	(11,455,596)	(13,168,648)	(14,758,119)	(16,232,982)	(17,601,555)
0	0	0	0	0	0
(1,240,977)	(1,471,603)	(1,589,684)	(1,942,362)	(2,243,278)	(2,424,827)
50,410,781	47,104,547	37,186,289	32,755,732	33,114,640	28,032,915
<u>\$3,774,604</u>	<u>\$9,403,830</u>	<u>\$17,421,692</u>	<u>\$19,699,374</u>	<u>\$17,850,287</u>	<u>\$22,165,394</u>
6.97%	16.64%	31.90%	37.55%	35.02%	44.16%

City of Elyria, Ohio
Pledged Revenue Coverage
Wastewater Pollution Control
Last Ten Years

Year	Wastewater Service Charges and Interest	Direct Operating Expenses (1)	Net Available Revenues	Debt Service		Coverage
				Principal	Interest	
2011	\$10,834,616	\$8,940,215	\$1,894,401	\$1,606,807	\$703,373	82.00%
2010	10,556,526	9,377,823	1,178,703	1,384,866	731,086	55.71
2009	9,814,908	8,205,781	1,609,127	4,718,528	752,952	29.41
2008	9,960,475	8,137,313	1,823,162	2,715,030	846,481	51.19
2007	9,983,573	7,984,908	1,998,665	1,972,826	956,223	68.24
2006	10,084,024	7,706,384	2,377,640	1,713,052	921,805	90.24
2005	9,916,895	7,002,444	2,914,451	1,671,204	987,717	109.61
2004	8,943,652	6,938,083	2,005,569	1,543,177	1,148,234	74.52
2003	9,112,363	6,983,835	2,128,528	1,436,889	1,427,357	74.31
2002	9,544,225	6,852,152	2,692,073	1,333,311	1,532,139	93.95

Source: Annual audited financial statements of the City.

(1) Direct operating expenses do not include depreciation and amortization expense.

City of Elyria, Ohio
Principal Employers
Current Year and Nine Years Prior

2011		
Employer (b)	Employees (b)	Percentage of Total City Employment
EMH Regional Medical Center	1,743	6.10%
Lorain County	1,483	5.19
Elyria City School District	1,020	3.57
Invacare	991	3.47
Ridge Tool Company	583	2.04
The City of Elyria	486	1.70
Lorain County Community College	450	1.58
Bendix Commercial Vehicle Systems LLC	382	1.34
Parker Hannifin Corporation	320	1.12
Elyria Foundry Company	304	1.06
Total	7,762	27.18%
Total Employment within the City (a)	28,555	

2002		
Employer (b)	(b)	
Lorain County	1,296	4.52%
Invacare	1,450	5.05
Elyria City School District	1,170	4.08
EMH Regional Medical Center	1,073	3.74
Ridge Tool Company	900	3.14
The City of Elyria	543	1.89
Lorain County Community College	475	1.66
Elyria United Methodist Village	400	1.39
Elyria Foundry Company	387	1.35
Englehard	320	1.11
Honeywell/Bendix	300	1.05
Parker Hannifin	300	1.05
Total	8,614	30.01%
Total Employment within the City (a)	28,700	


Source: (a) U.S. Department of Labor - Bureau of Labor Statistics

(b) Annual Information Statement - City of Elyria

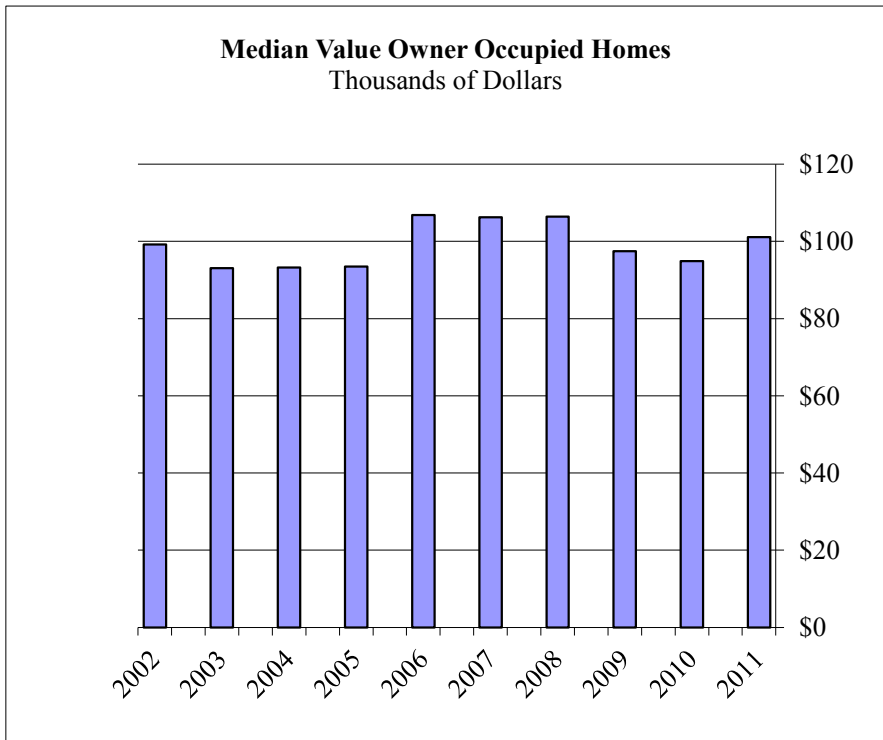
City of Elyria, Ohio
Demographic and Economic Statistics
Last Ten Years

Year	Population		Total Personal Income (7)	Personal Income Per Capita	Median Household Income	Median Age
2011	54,533	(2)	\$1,083,679,776	\$19,872 (2)	\$40,075 (2)	38.1 (2)
2010	55,953	(1)	1,082,354,832	19,344 (1)	38,156 (1)	34.8 (1)
2009	55,953	(1)	1,082,354,832	19,344 (1)	38,156 (1)	34.8 (1)
2008	55,953	(1)	1,082,354,832	19,344 (1)	38,156 (1)	34.8 (1)
2007	55,953	(1)	1,082,354,832	19,344 (1)	38,156 (1)	34.8 (1)
2006	55,953	(1)	1,082,354,832	19,344 (1)	38,156 (1)	34.8 (1)
2005	55,953	(1)	1,082,354,832	19,344 (1)	38,156 (1)	34.8 (1)
2004	55,953	(1)	1,082,354,832	19,344 (1)	38,156 (1)	34.8 (1)
2003	55,953	(1)	1,082,354,832	19,344 (1)	38,156 (1)	34.8 (1)
2002	55,953	(1)	1,082,354,832	19,344 (1)	38,156 (1)	34.8 (1)

- (1) U. S. Bureau of Census, 2000 Federal Census
- (2) U. S. Bureau of Census, 2010 Federal Census
- (3) Source: Elyria City Schools Comprehensive Annual Financial Report
- (4) Source: Ohio Department of Job and Family Services
- (5) Source: United States Bureau of Labor Statistics
- (6) Source: Lorain County Auditor
- (7) Computation of per capita personal income multiplied by population



Educational Attainment: Bachelor's Degree or Higher	School Enrollment (3)	Unemployment Rate	Median Value Owner Occupied Homes (1)(6)	Total Assessed Property Value (6)
12.7% (2)	7,148	8.2% (5)	\$101,082 (6)	\$890,220
5.8 (1)	7,131	10.4 (4)	94,909 (6)	897,529
5.8 (1)	7,289	9.3 (4)	97,440 (6)	957,858
5.8 (1)	7,315	7.0 (4)	106,410 (6)	955,095
5.8 (1)	7,277	6.3 (4)	106,270 (6)	985,189
5.8 (1)	7,335	5.7 (4)	106,860 (6)	1,027,425
5.8 (1)	7,528	5.7 (4)	93,500 (6)	992,872
5.8 (1)	7,815	5.9 (4)	93,260 (6)	953,729
5.8 (1)	7,820	7.9 (4)	93,090 (1)	926,635
5.8 (1)	8,090	7.4 (4)	99,200 (1)	922,641



City of Elyria, Ohio
Full-Time Equivalent City Government Employees by Function/Program
Last Ten Years

Function/Program	2011	2010	2009	2008	2007	2006	2005	2004	2003	2002
General Government										
Mayor	2.00	2.00	2.00	2.00	2.00	2.00	2.00	2.00	2.00	2.00
Administration	1.50	1.50	1.50	1.50	1.50	1.50	1.00	1.50	1.50	1.50
Income Tax	1.00	1.00	1.00	1.00	1.00	1.00	1.00	1.00	1.00	1.00
Auditor	7.00	7.00	7.00	7.00	7.00	7.50	7.50	7.50	7.50	8.00
Law Director	17.50	15.00	16.00	15.50	15.00	14.50	14.00	14.00	13.00	14.50
Council	8.00	8.00	8.00	8.00	8.00	8.00	8.00	8.00	8.00	8.00
Court	44.50	42.00	40.00	46.50	44.50	45.00	46.00	44.00	45.00	45.00
Civil Service	1.50	1.50	1.50	1.50	1.50	1.50	1.50	1.50	1.50	1.50
Building & Lands	1.00	2.00	1.00	3.00	3.00	3.00	3.00	3.00	2.00	2.00
Engineer	3.00	4.00	4.00	5.00	5.00	5.00	6.00	6.00	7.00	7.00
Central Maintenance	9.00	9.00	8.00	8.00	8.00	8.00	8.00	7.00	7.00	7.00
Public Safety										
Police	83.00	84.00	84.00	86.00	89.00	88.00	84.00	85.00	90.00	92.00
Police - School Guards	0.00	0.00	0.00	24.00	24.50	25.50	25.00	25.50	27.50	27.50
Police - Dispatchers/Office/Other	15.50	14.00	17.00	27.00	28.00	28.00	28.00	27.00	30.00	32.50
Police - Prisoner Support	0.00	0.00	0.00	22.00	22.00	22.00	19.00	19.00	20.00	20.00
Police - Animal Wardens	0.00	0.00	0.00	0.00	0.00	0.00	1.00	1.00	1.00	1.00
Fire	73.00	73.00	52.00	75.00	69.00	70.00	72.00	66.50	66.50	72.00
Fire - Secretary - Other	2.00	2.00	2.00	2.00	2.00	2.00	2.00	3.00	3.00	3.00
Communications	2.00	2.00	2.00	2.00	2.00	2.00	2.00	2.00	2.00	2.00
Safety Service	7.00	7.00	7.00	7.00	8.00	7.00	8.00	7.00	7.50	7.00
Traffic Lights	4.00	4.00	4.00	4.00	4.00	4.00	4.00	4.00	4.00	3.00
Health										
Cemetery	5.00	5.00	5.00	4.50	5.50	6.00	6.50	6.00	5.50	6.50
Health Administration	22.50	22.00	22.00	27.50	26.00	29.50	31.50	35.50	34.50	35.50
Culture and Recreation										
Parks & Recreation	14.00	14.00	15.00	20.00	20.00	20.00	21.00	20.00	22.00	22.00
Swimming Pools	16.00	13.00	12.50	27.00	25.50	27.00	28.00	29.00	34.00	32.50
Community Environment										
Planning	1.00	1.00	1.00	1.00	1.00	1.00	1.00	2.00	2.00	2.00
Client Advocate	0.00	0.00	0.00	0.00	0.00	0.00	1.00	1.00	1.00	0.00
Community Development	4.00	5.00	1.00	4.00	5.00	5.00	5.00	5.00	5.00	4.00
Building	6.00	8.00	8.00	13.00	15.00	14.00	13.50	14.50	15.50	14.50
Highways and Streets										
Street M&R	16.00	16.00	14.00	14.00	14.00	14.00	14.00	14.00	14.00	18.00
Business-type activities										
Sanitation	22.00	23.00	25.00	24.00	25.00	26.00	26.50	26.00	27.00	27.00
Water	55.50	51.00	54.00	52.50	51.00	51.00	54.00	54.00	55.00	54.00
Wastewater	62.00	58.00	60.00	57.00	55.50	53.50	56.50	58.50	59.00	56.50
Totals:	506.50	495.00	475.50	592.50	588.50	592.50	601.50	601.00	621.50	630.00

Source: City Payroll Department - Monthly Employee Count

Method: Using 1.0 for each full-time employee and 0.50 for each part-time and seasonal employee at year end.

Note: The City of Elyria Implemented GASB Statement 34 in 2003.

City of Elyria, Ohio
Operating Indicators by Function/Program
Last Ten Years (1)

Function/Program	2011	2010	2009	2008	2007
General Government					
<i>Council and Clerk</i>					
Number of Ordinances Passed	210	173	253	175	164
Number of Resolutions Passed	29	26	26	27	25
Number of Planning Commission docket items	40	53	61	67	55
Zoning Board of Appeals docket items	21	30	21	20	32
<i>Finance Department</i>					
Number of checks/ vouchers issued	23,594	23,906	24,611	28,174	28,798
Interest earnings for fiscal year (cash basis)	\$24,629	\$27,761	\$108,703	\$687,783	\$1,469,598
Agency Ratings - Moody's Financial Services	A3	A3	A3	A2	A2
Health Insurance Costs vs General Fund Expenditures %	19.67%	20.24%	18.11%	15.93%	15.60%
General Fund Receipts (modified accrual basis)	\$27,184,807	\$26,121,165	\$25,282,993	\$27,746,672	\$28,907,620
General Fund Expenditures (modified accrual basis)	\$25,916,317	\$24,065,113	\$26,752,915	\$31,085,114	\$28,903,261
General Fund Balances (modified accrual basis)	\$3,896,051	\$2,627,561	\$571,509	\$2,041,431	\$5,379,873
<i>Income Tax Department</i>					
Number of Individual Returns	16,793	17,719	19,656	18,771	18,107
Number of Business Returns	2,531	2,735	2,642	2,187	1,952
Number of business withholding accounts	2,279	2,271	2,357	2,376	2,499
Amount of Penalties and Interest Collected	\$152,269	\$82,274	\$75,904	\$57,708	\$84,365
Annual number of Corporate withholding forms processed	19,174	18,950	18,779	17,843	18,162
Annual number of balance due statements forms processed	9,043	8,894	8,920	9,853	11,336
Annual number of reconciliations of withholdings processed	1,801	1,816	1,885	1,902	1,874
<i>Engineer Contracted Services</i>					
Dollar amount of Construction overseen by Engineer	\$9,856,272	\$16,491,648	\$4,994,181	\$25,325,011	\$2,527,636
<i>Municipal Motor Vehicle Tax Fund</i>					
Amount of License Fees Collected for street resurfacing	\$848,663	\$857,896	\$847,262	\$867,483	\$886,504
Average cost per square yard of asphalt (labor & material)	\$111.21	\$10.67	\$10.53	\$10.94	\$9.10
<i>Municipal Court</i>					
Number of Criminal Cases	5,249	4,077	4,780	4,347	4,231
Number of Civil cases	13,831	11,842	14,287	17,898	16,558
<i>Health Department</i>					
Number of Health Inspections	1,478	1,494	1,721	1,899	1,196
Public Health Case Management Encounters	3,529	3,308	3,499	5,237	5,027
Adult immunizations	3,757	5,104	11,535	5,685	5,681
Childhood immunizations	1,892	1,983	2,246	3,087	3,271
Dental sealants applied	4,459	3,457	2,884	2,700	2,829
<i>Civil Service</i>					
Number of police entry tests administered	1	0	1	0	1
Number of fire entry tests administered	0	1	0	0	1
Number of police promotional tests administered	0	1	0	0	1
Number of fire promotional tests administered	0	1	0	4	0
Number of appointments from certified lists	11	17	4	7	16

(1) Information denoted n/a prior to 2003 is not available.

Note: The City of Elyria Implemented GASB Statement 34 in 2003.

(continued)

City of Elyria, Ohio
Operating Indicators by Function/Program
Last Ten Years (1)

Function/Program	2006	2005	2004	2003	2002
General Government					
<i>Council and Clerk</i>					
Number of Ordinances Passed	179	165	194	215	236
Number of Resolutions Passed	69	23	27	30	29
Number of Planning Commission docket items	81	92	128	102	n/a
Zoning Board of Appeals docket items	19	20	24	22	26
<i>Finance Department</i>					
Number of checks/ vouchers issued	27,999	28,006	31,001	28,402	n/a
Interest earnings for fiscal year (cash basis)	\$1,259,434	\$696,259	\$356,060	\$431,678	\$680,710
Agency Ratings - Moody's Financial Services	A2	A2	A2	A2	A2
Health Insurance Costs vs General Fund Expenditures %	17.69%	19.38%	15.03%	19.17%	17.76%
General Fund Receipts (modified accrual basis)	\$28,912,270	\$27,683,228	\$26,460,680	\$25,281,266	\$25,918,364
General Fund Expenditures (modified accrual basis)	\$29,084,157	\$26,254,660	\$26,615,198	\$26,872,551	\$26,343,509
General Fund Balances (modified accrual basis)	\$5,375,514	\$5,547,401	\$4,118,833	\$4,273,351	\$5,864,636
<i>Income Tax Department</i>					
Number of Individual Returns	19,124	24,588	18,801	19,132	n/a
Number of Business Returns	1,735	2,063	2,133	1,994	n/a
Number of business withholding accounts	2,416	2,547	2,520	2,521	2,458
Amount of Penalties and Interest Collected	\$143,012	\$106,738	\$65,607	\$83,690	n/a
Annual number of Corporate withholding forms processed	18,510	17,591	17,846	17,209	n/a
Annual number of balance due statements forms processed	11,301	12,255	11,597	10,304	n/a
Annual number of reconciliations of withholdings processed	2,055	2,217	2,093	2,144	n/a
<i>Engineer Contracted Services</i>					
Dollar amount of Construction overseen by Engineer	\$12,968,072	\$5,082,331	\$1,708,725	\$10,861,153	\$7,650,460
<i>Municipal Motor Vehicle Tax Fund</i>					
Amount of License Fees Collected for street resurfacing	\$882,356	\$910,995	\$893,033	\$505,227	\$487,158
Average cost per square yard of asphalt (labor & material)	\$8.20	\$6.53	\$6.36	\$5.80	\$5.45
<i>Municipal Court</i>					
Number of Criminal Cases	4,077	3,998	4,396	4,505	3,980
Number of Civil cases	16,276	16,537	16,016	19,356	20,735
<i>Health Department</i>					
Number of Health Inspections	1,142	1,185	1,225	1,217	1,112
Public Health Case Management Encounters	4,162	3,840	3,884	3,944	4,138
Adult immunizations	6,216	7,322	8,457	7,023	4,990
Childhood immunizations	3,804	4,415	4,800	5,671	5,881
Dental sealants applied	2,589	2,044	1,334	1,501	638
<i>Civil Service</i>					
Number of police entry tests administered	0	1	0	1	0
Number of fire entry tests administered	0	1	0	1	0
Number of police promotional tests administered	0	0	2	0	3
Number of fire promotional tests administered	2	2	2	2	1
Number of appointments from certified lists	8	10	0	14	15

(1) Information denoted n/a prior to 2003 is not available.

Note: The City of Elyria Implemented GASB Statement 34 in 2003.

(continued)

City of Elyria, Ohio
Operating Indicators by Function/Program
Last Ten Years (1)

Function/Program	2011	2010	2009	2008	2007
Building Department Indicators					
Construction Permits Issued	2,353	1,635	636	1,648	1,578
Estimated Value of Construction	\$64,288,602	\$29,963,745	\$76,572,474	\$15,605,172	\$49,756,670
Amount of Revenue generated from permits	\$615,676	\$322,361	\$699,151	\$189,290	\$475,716
Amount of Revenue from contractor registrations issued	\$88,900	\$77,800	\$76,050	\$74,350	\$82,325
Public Safety					
Police					
Total Calls for Services	42,140	40,132	42,547	38,285	37,409
Number of traffic citations issued	4,548	2,869	3,733	4,631	5,041
Number of parking citations issued	273	247	454	1,390	1,301
Number of arrests	10,341	7,743	9,440	11,094	11,194
Number of accident reports completed	1,834	1,772	1,805	2,063	2,095
Serious offenses	3,577	3,433	3,795	3,760	3,909
Animal Warden service calls responded to per annual report	n/a	n/a	n/a	n/a	n/a
Police Dept. Auxiliary hours worked	2,618	2,433	2,394	489	633
DUI Arrests	456	235	338	617	541
Prisoners	0	0	3,007	4,376	4,087
Prisoner meal costs	\$0	\$0	\$55,775	\$97,733	\$108,798
Property damage accidents	1,463	1,421	1,448	1,672	1,684
Fatalities from Motor Vehicle Accidents	2	3	3	1	2
Safety Town Students	375	334	356	400	405
Fire					
EMS Calls	2,190	1,474	1,335	2,231	2,508
Fire Calls	267	246	268	268	246
Fires with Loss	123	152	252	120	125
Fires with Losses exceeding \$10K	30	41	20	30	21
Fire Safety Inspections	694	73	70	590	734
Number of times Mutual Aid given to Fire and EMS	12	13	14	17	22
Number of times Mutual Aid received for Fire and EMS	3	18	25	20	12
Health					
Cemetery burials	142	137	144	206	198
Cemetery cremations	43	57	45	39	45
Cemetery sale of lots	119	134	132	189	168
Cemetery receipts	\$74,680	\$80,300	\$86,385	\$110,405	\$89,965

(1) Information denoted n/a prior to 2003 is not available.

Note: The City of Elyria Implemented GASB Statement 34 in 2003.

(continued)

City of Elyria, Ohio
Operating Indicators by Function/Program
Last Ten Years (1)

Function/Program	2006	2005	2004	2003	2002
Building Department Indicators					
Construction Permits Issued	1,811	1,828	2,175	2,366	2,544
Estimated Value of Construction	\$59,250,100	\$36,642,867	\$40,465,710	\$53,933,506	\$83,558,723
Amount of Revenue generated from permits	\$440,594	\$232,806	\$200,335	\$325,933	\$429,331
Amount of Revenue from contractor registrations issued	\$99,175	\$90,250	\$90,845	\$104,874	\$102,950
Public Safety					
Police					
Total Calls for Services	37,700	38,644	40,096	39,409	38,900
Number of traffic citations issued	5,296	5,544	5,204	6,230	7,305
Number of parking citations issued	1,627	2,170	2,297	2,758	3,009
Number of arrests	11,362	12,324	11,603	12,440	13,721
Number of accident reports completed	2,097	2,330	2,530	2,533	2,583
Serious offenses	4,397	4,129	4,575	4,352	4,788
Animal Warden service calls responded to per annual report	n/a	n/a	536	502	525
Police Dept. Auxiliary hours worked	1,820	1,600	1,383	1,752	1,761
DUI Arrests	596	340	449	575	744
Prisoners	3,921	4,149	4,113	4,397	4,546
Prisoner meal costs	\$108,227	\$98,792	\$91,298	\$101,493	\$115,401
Property damage accidents	1,669	1,871	2,014	2,039	2,069
Fatalities from Motor Vehicle Accidents	0	1	3	4	3
Safety Town Students	450	400	355	347	405
Fire					
EMS Calls	2,303	2,201	2,104	2,081	n/a
Fire Calls	218	216	227	197	n/a
Fires with Loss	81	88	114	53	n/a
Fires with Losses exceeding \$10K	26	20	18	21	n/a
Fire Safety Inspections	1,398	628	845	965	n/a
Number of times Mutual Aid given to Fire and EMS	22	16	5	9	n/a
Number of times Mutual Aid received for Fire and EMS	14	12	4	4	n/a
Health					
Cemetery burials	220	216	225	223	234
Cemetery cremations	49	41	39	41	34
Cemetery sale of lots	170	161	217	220	218
Cemetery receipts	\$105,691	\$105,469	\$125,837	\$104,211	\$113,286

(1) Information denoted n/a prior to 2003 is not available.

Note: The City of Elyria Implemented GASB Statement 34 in 2003.

(continued)

City of Elyria, Ohio
Operating Indicators by Function/Program
Last Ten Years (1)

Function/Program	2011	2010	2009	2008	2007
Culture and Recreation					
<i>Recreation</i>					
Number of parks	13	13	13	13	13
Size of parks in acreage	358	358	358	358	358
Recreation Swimming pool receipts	\$30,713	\$26,772	\$25,256	\$63,558	\$59,416
Recreation Mens & Womens League/Program receipts	220,382	205,116	191,514	255,188	269,060
Recreation Ice rink receipts	147,878	151,321	154,326	137,250	145,867
Recreation Concessions and miscellaneous receipts	56,624	66,388	49,024	94,379	94,153
Fireworks donations	0	0	0	12,207	14,287
Total Recreation Department receipts	<u>\$455,597</u>	<u>\$449,597</u>	<u>\$420,120</u>	<u>\$562,582</u>	<u>\$582,783</u>
Community Development					
Community Development Block Grants	\$738,024	\$601,606	\$865,418	\$764,224	\$827,159
Community Development Block Grant Program Income	\$26,186	\$48,101	\$70,192	\$40,049	\$36,606
Comprehensive Housing Improvement Program Grants	\$0	\$60,874	\$0	\$0	\$0
Comprehensive Housing Improvement Program Income	\$184	\$11,500	\$28,828	\$5,323	\$49,067
Enterprise Zone/Community Reinvestment Area Fees	\$2,000	\$1,900	\$3,300	\$4,500	\$8,000
Basic Utility Services					
Refuse collection rates (by month)					
Residential	\$ 21.37	\$ 20.55	\$ 19.76	\$ 16.83	\$ 16.10
Homestead	14.96	14.38	13.83	7.79	7.45
Commercial:					
Basic	63.31	60.88	58.54	49.86	47.71
One-yard container	37.98	36.52	35.11	29.91	28.62
Two-yard container	49.37	47.47	45.65	38.88	37.20
Cost per cubic yard	12.34	11.87	11.41	9.72	9.30
Extra pick-up charge	36.07	34.69	33.35	28.41	27.19
Refuse collection customer counts					
Residential	13,774	13,833	13,804	14,030	15,120
Homestead	2,611	2,433	2,396	2,132	879
Commercial	155	164	166	139	137
Total	<u>16,540</u>	<u>16,430</u>	<u>16,366</u>	<u>16,301</u>	<u>16,136</u>
Refuse receipts by customer type					
Residential	\$ 3,617,886	\$ 3,538,055	\$ 3,280,849	\$ 2,829,389	\$ 3,068,058
Homestead	\$ 471,175	\$ 426,193	\$ 405,546	\$ 106,673	\$ 86,179
Commercial	\$ 135,167	\$ 143,530	\$ 135,100	\$ 121,110	\$ 111,396
Total	<u>\$ 4,224,228</u>	<u>\$ 4,107,778</u>	<u>\$ 3,821,495</u>	<u>\$ 3,057,172</u>	<u>\$ 3,265,633</u>

(1) Information denoted n/a prior to 2003 is not available.

Note: The City of Elyria Implemented GASB Statement 34 in 2003.

(continued)

City of Elyria, Ohio
Operating Indicators by Function/Program
Last Ten Years (1)

Function/Program	2006	2005	2004	2003	2002
Culture and Recreation					
<i>Recreation</i>					
Number of parks	13	14	14	14	14
Size of parks in acreage	358	360	360	360	360
Recreation Swimming pool receipts	\$60,415	\$54,649	\$53,400	\$51,897	\$54,834
Recreation Mens & Womens League/Program receipts	250,748	226,999	218,669	214,094	215,788
Recreation Ice rink receipts	131,596	116,065	124,392	103,831	123,609
Recreation Concessions and miscellaneous receipts	91,557	107,502	110,469	75,817	88,052
Fireworks donations	14,792	22,427	25,274	20,373	24,728
Total Recreation Department receipts	<u>\$549,108</u>	<u>\$527,642</u>	<u>\$532,204</u>	<u>\$466,012</u>	<u>\$507,011</u>
Community Development					
Community Development Block Grants	\$671,358	\$739,003	\$772,000	\$772,000	\$795,000
Community Development Block Grant Program Income	\$108,572	\$116,182	\$227,214	\$62,067	\$171,045
Comprehensive Housing Improvement Program Grants	\$0	\$500,000	\$0	\$0	\$500,000
Comprehensive Housing Improvement Program Income	\$56,154	\$27,750	\$90,817	\$93,880	\$56,378
Enterprise Zone/Community Reinvestment Area Fees	\$7,500	\$6,600	\$5,500	\$9,000	\$11,000
Basic Utility Services					
Refuse collection rates (by month)					
Residential	\$ 15.41	\$ 14.75	\$ 14.11	\$ 13.00	n/a
Homestead	7.13	6.82	6.25	6.00	n/a
Commercial:					
Basic	45.65	43.68	41.80	40.00	n/a
One-yard container	27.39	26.21	25.08	24.00	n/a
Two-yard container	35.60	34.07	32.60	31.20	n/a
Cost per cubic yard	8.90	8.52	8.15	7.80	n/a
Extra pick-up charge	26.02	24.90	23.83	22.80	n/a
Refuse collection customer counts					
Residential	15,058	14,866	15,415	15,338	n/a
Homestead	854	847	884	880	n/a
Commercial	135	134	145	144	n/a
Total	<u>16,047</u>	<u>15,847</u>	<u>16,444</u>	<u>16,362</u>	<u>n/a</u>
Refuse receipts by customer type					
Residential	\$ 2,876,216	\$ 2,768,637	\$ 2,710,533	\$ 2,697,048	n/a
Homestead	\$ 74,013	\$ 71,243	\$ 70,354	\$ 70,004	n/a
Commercial	\$ 109,302	\$ 110,470	\$ 114,284	\$ 113,716	n/a
Total	<u>\$ 3,059,531</u>	<u>\$ 2,950,350</u>	<u>\$ 2,895,172</u>	<u>\$ 2,880,768</u>	<u>n/a</u>

(1) Information denoted n/a prior to 2003 is not available.

Note: The City of Elyria Implemented GASB Statement 34 in 2003.

(continued)

City of Elyria, Ohio
Operating Indicators by Function/Program
Last Ten Years (1)

Function/Program	2011	2010	2009	2008	2007
Water Department					
Water Rates per 1st 300 Cu ft of water used					
Residential	\$ 9.40	\$ 8.07	\$ 7.14	\$ 5.58	\$ 5.34
Homestead	6.64	5.70	5.04	3.94	3.77
Minimum charge 301 - 7,000 Cu ft per HCF of water used	2.49	2.14	1.89	1.48	1.42
Minimum charge 7,001 - 20,000 Cu ft per HCF of water used	2.44	2.10	1.86	1.45	1.39
Minimum charge > 20,001 Cu ft per HCF of water used	2.39	2.05	1.82	1.42	1.36
Water customer counts					
Residential	15,205	19,004	20,674	20,063	21,269
Homestead	2,683	3,389	2,898	2,436	1,101
Commercial	1,311	780	700	696	645
Total	19,199	23,173	24,272	23,195	23,015
Water billings by customer type					
Residential	\$ 3,899,005	\$ 3,616,709	\$ 3,175,836	\$ 3,205,689	\$ 3,575,876
Homestead	\$ 371,648	\$ 354,286	\$ 267,765	\$ 202,927	\$ 84,111
Commercial	\$ 4,758,603	\$ 3,562,542	\$ 3,139,508	\$ 2,399,281	\$ 1,980,216
Total	\$ 9,029,256	\$ 7,533,537	\$ 6,583,109	\$ 5,807,897	\$ 5,640,202
Water usage by customer type (in hundred cubic feet)					
Residential	1,463,477	1,636,410	1,557,487	1,817,704	1,993,219
Homestead	154,246	156,001	146,133	127,274	50,206
Commercial	2,157,193	1,681,107	1,910,820	1,849,009	1,884,235
Total	3,774,916	3,473,518	3,614,440	3,793,987	3,927,660
Wastewater Department					
Sewer rates					
Minimum Charge 0 to 3 HCF-Sewer OMR	\$ 10.56	\$ 10.05	\$ 9.30	\$ 9.06	\$ 8.65
Charge per HCF over 3 HCF	3.52	3.35	3.10	3.02	2.88
Minimum Charge 0 to 3 HCF-DEBT	5.73	5.46	5.07	4.92	4.70
Charge per HCF over 3 HCF	1.91	1.82	1.69	1.64	1.56
Monitor Fee	0.25	0.25	0.25	0.25	0.25
Sewer customer counts by type					
Residential/Homestead	17,805	18,268	18,391	18,272	18,601
Commercial	1,231	690	610	534	555
Total	19,036	18,958	19,001	18,806	19,156
Sewer receipts by customer type					
Residential/Homestead	\$ 8,504,094	\$ 6,916,909	\$ 7,359,087	\$ 7,076,703	\$ 6,971,417
Commercial	\$ 3,958,436	\$ 3,405,838	\$ 2,362,215	\$ 2,584,665	\$ 2,699,187
Total	\$ 12,462,530	\$ 10,322,747	\$ 9,721,302	\$ 9,661,368	\$ 9,670,604
Sewer usage by customer type (in hundred cubic feet)					
Residential/Homestead	1,566,131	1,350,105	1,497,027	1,487,219	1,528,087
Commercial	728,994	606,978	602,978	527,854	568,544
Total	2,295,125	1,957,083	2,100,005	2,015,073	2,096,631

(1) Information denoted n/a prior to 2003 is not available.

Note: The City of Elyria Implemented GASB Statement 34 in 2003.

(continued)

City of Elyria, Ohio
Operating Indicators by Function/Program
Last Ten Years (1)

Function/Program	2006	2005	2004	2003	2002
Water Department					
Water Rates per 1st 300 Cu ft of water used					
Residential	\$ 5.11	\$ 4.89	\$ 4.68	\$ 4.25	n/a
Homestead	3.61	3.45	3.30	3.00	n/a
Minimum charge 301 - 7,000 Cu ft per HCF of water used	1.36	1.30	1.25	1.14	n/a
Minimum charge 7,001 - 20,000 Cu ft per HCF of water used	1.33	1.27	1.22	1.11	n/a
Minimum charge > 20,001 Cu ft per HCF of water used	1.30	1.24	1.19	1.08	n/a
Water customer counts					
Residential	21,470	21,430	21,397	21,343	n/a
Homestead	1,112	1,098	1,086	1,066	n/a
Commercial	637	633	630	625	n/a
Total	23,219	23,161	23,113	23,034	n/a
Water billings by customer type					
Residential	\$ 3,185,888	\$ 2,999,626	\$ 2,848,038	\$ 2,570,797	n/a
Homestead	\$ 81,405	\$ 79,580	\$ 69,600	\$ 67,937	n/a
Commercial	\$ 1,977,676	\$ 2,196,875	\$ 1,979,775	\$ 1,938,487	n/a
Total	\$ 5,244,970	\$ 5,276,081	\$ 4,897,412	\$ 4,577,221	n/a
Water usage by customer type (in hundred cubic feet)					
Residential	1,895,298	1,943,242	1,905,204	1,892,547	n/a
Homestead	53,321	55,124	51,143	53,707	n/a
Commercial	1,739,906	1,896,317	1,555,145	1,648,799	n/a
Total	3,688,525	3,894,683	3,511,492	3,595,053	n/a
Wastewater Department					
Sewer rates					
Minimum Charge 0 to 3 HCF-Sewer OMR	\$ 8.28	\$ 7.92	\$ 7.59	\$ 7.26	n/a
Charge per HCF over 3 HCF	2.76	2.64	2.53	2.42	n/a
Minimum Charge 0 to 3 HCF-DEBT	4.50	4.32	4.14	3.96	n/a
Charge per HCF over 3 HCF	1.50	1.44	1.38	1.32	n/a
Monitor Fee	0.25	0.25	0.25	0.25	n/a
Sewer customer counts by type					
Residential/Homestead	18,302	18,259	18,216	18,156	n/a
Commercial	551	548	545	540	n/a
Total	18,853	18,807	18,761	18,696	n/a
Sewer receipts by customer type					
Residential/Homestead	\$ 6,632,625	\$ 6,035,828	\$ 6,201,239	\$ 5,396,253	n/a
Commercial	\$ 2,593,217	\$ 2,704,411	\$ 2,603,072	\$ 2,687,919	n/a
Total	\$ 9,225,842	\$ 8,740,239	\$ 8,804,311	\$ 8,084,173	n/a
Sewer usage by customer type (in hundred cubic feet)					
Residential/Homestead	1,541,106	1,601,985	1,588,938	1,558,781	n/a
Commercial	562,467	591,065	613,478	595,924	n/a
Total	2,103,573	2,193,050	2,202,416	2,154,705	n/a

(1) Information denoted n/a prior to 2003 is not available.

Note: The City of Elyria Implemented GASB Statement 34 in 2003.

City of Elyria, Ohio
Capital Assets Statistics by Function/Program
Last Nine Years

Function/Program	2011	2010	2009	2008	2007	2006	2005	2004	2003
General Government									
Square Footage Occupied - City Hall	62,103	62,103	62,103	62,103	62,103	62,103	62,103	62,103	17,500
Square Footage Occupied - Muni Court	49,000	49,000	49,000	49,000	49,000	17,500	17,500	17,500	17,500
Municipal Court Vehicles	2	2	2	2	2	3	3	3	3
Engineering Vehicles	5	5	5	5	5	8	8	7	7
Central Maintenance Garage Vehicles	4	4	4	3	3	5	5	5	5
Public Safety									
Police									
Stations	1	1	1	1	1	1	1	1	1
Square Footage of Building	53,000	53,000	53,000	53,000	53,000	53,000	53,000	53,000	53,000
Vehicles	93	95	91	99	99	108	100	92	92
Fire									
Stations	4	4	4	4	4	4	4	4	4
Square Footage of Station #1 Cedar St.	8,784	8,784	8,784	8,784	8,784	8,784	8,784	8,784	8,784
Square Footage of Station #2 E. Broad St.	16,364	16,364	16,364	16,364	16,364	16,364	16,364	16,364	16,364
Square Footage of Station #3 Lorain Blvd.	7,443	7,443	7,443	7,443	7,443	7,443	7,443	7,443	7,443
Square Footage of Station #4 N. Abbe Rd.	6,750	6,750	6,750	6,750	6,750	6,750	6,750	6,750	6,750
Vehicles	25	26	26	23	23	21	21	21	21
Communications									
Vehicles	7	7	7	6	6	8	8	7	7
Safety Service									
Vehicles	0	1	1	2	2	6	6	6	6
Health									
Health									
Vehicles	6	7	7	6	6	5	5	5	5
Cemetery									
Vehicles	12	13	13	13	13	13	13	12	12

Source: City insurance policy vehicle and building location schedules.

Note: The City of Elyria Implemented GASB Statement 34 in 2003.

(continued)

City of Elyria, Ohio
Capital Assets Statistics by Function/Program (Continued)
Last Nine Years

Function/Program	2011	2010	2009	2008	2007	2006	2005	2004	2003
Culture and Recreation									
Number of Parks	13	13	13	13	13	13	14	14	14
Number of Pools	4	4	4	4	4	4	4	4	4
Number of Ice Rinks	1	1	1	1	1	1	1	1	1
Number of Tennis Courts	4	4	4	4	4	4	10	10	10
Number of Skateboarding Areas	1	1	1	1	1	1	1	0	0
Number of Baseball Diamonds	10	10	10	10	10	10	10	10	10
Number of Soccer Fields	2	2	2	2	2	2	2	2	0
Square Footage of North Park Center	22,908	22,908	22,908	22,908	22,908	22,908	22,908	22,908	22,908
Square Footage of South Park Center	10,256	10,256	10,256	10,256	10,256	10,256	10,256	10,256	10,256
Square Footage of East Park Center	11,288	11,288	11,288	11,288	11,288	11,288	11,288	11,288	11,288
Square Footage of West Park Center	9,922	9,922	9,922	9,922	9,922	9,922	9,922	9,922	9,922
Vehicles	30	35	35	35	35	27	27	26	25
Community Environment									
Community Development									
Vehicles	3	4	4	6	6	8	8	8	8
Housing Code Enforcement									
Vehicles	3	4	4	6	6	9	9	9	9
Highways and Streets									
Streets (miles)	192	192	192	192	192	192	192	192	189
Service Vehicles	29	27	26	31	31	28	26	26	26
Water									
Water Lines (miles)	220	220	220	220	220	220	220	220	219
Vehicles	35	31	31	22	22	21	21	20	20
Sanitation									
Vehicles	20	21	19	18	18	19	19	19	19
Wastewater									
Sanitary Sewers (miles)	184	184	184	184	184	184	184	184	183
Storm Sewers (miles)	113	113	113	113	113	113	113	113	112
Vehicles	41	41	41	39	39	39	39	38	37

Source: City insurance policy vehicle and building location schedules.

Note: The City of Elyria Implemented GASB Statement 34 in 2003.

This page intentionally left blank.



Dave Yost • Auditor of State

CITY OF ELYRIA

LORAIN COUNTY

CLERK'S CERTIFICATION

This is a true and correct copy of the report which is required to be filed in the Office of the Auditor of State pursuant to Section 117.26, Revised Code, and which is filed in Columbus, Ohio.

Susan Babbitt

CLERK OF THE BUREAU

CERTIFIED
JULY 12, 2012